JUNE 1972, VOL. 75, NO. 6

American Home

HOMES AND ARCHITECTURE

42 The Plumb Line: Italy—Top Design Show of the Decade
60 Sunny Deck House

INTERIOR DESIGN AND DECORATING

32 Decorating Newsletter
53 Gingham Summer
54 Hot Dots and Bold Checks
59 The Bike Picnic
63 Cool Living with Pale Tones
66 Tile Style

SPECIAL FEATURE (PAGES 19 THROUGH 30): 101 WAYS TO COOL OFF SUMMER

10 Gifts from the Sea
12 Gardening Gambits
9 For Porch & Patio
11 Icy Refreshers
7 For Crafting
6 Clear as Crystal
13 Room Lighteners
12 Cool Buys
3 Herb Joys
4 For Water Play
5 For the Road
9 Mood Makers

FOOD

70 Treat Your Guests to an Icy Welcome
72 Grand Sandwich Splurge
74 Grilling with Gusto
76 The ABC's of Freezing Fruit

EQUIPMENT

68 Red Hots for Cool Cookouts

GARDENING

64 Tamed Wild Flowers

CRAFTS

56 Hammock Handiwork for Lazy Days

BEAUTY

10 The Good-Looking Homemaker: That Healthy Outdoor Radiance
12 The Beauty Counter
14 The Soft Pastel Eye

FEATURES

2 This Month in American Home
8 Lifestyle: Aileen Paul Bartholomew of Leonia, New Jersey
36 The Woman Driver: What's Your "Eye Q" Behind the Wheel?
44 California Current
94 Shopping Information
112 Dear American Home

HOME PROJECTS

46 Flower-of-the-Month Kits
50 Colonial Patchwork Quilt Kit

SHOP BY MAIL

108 American Home Market Place

FRED R. SMITH
Editor

BETTY KLARNET
Managing Editor

JOSEPH TAVERONI
Art Director

MERVYN KAUFMAN
Copy Editor

HELENE BROWN
Interior Design

BARBARA PLUMB
Architecture and Environment

FRANCES M. CRAWFORD
Food

JEANNE M. BAUER
Equipment

DOROTHY L. BRIGHTBILL
Home Projects

BINA BERNARD
Features

NANCY C. GRAY
Pacific Coast

LYNN HEADLEY
Market Place

FERDINAND D'ESPOSITO
Production Coordinator

ASSOCIATES
Carol Ceraldi/Art
Lietta Dwork/Reader Service
Dorothy B. Humanitzki/Editorial
Jacques Jaffry/Chef
Rosemary L. Klein/Research
Jane Levy/Housing
Stephanie Parker/Art
Alexandra Walker/Decorating
Lucy Wing/Food

ASSISTANTS
Betty Borger
Phyllis Cignarella
Vicki Lynn Crowe
Ellen de Villeneuve
Phoebe Fox
Eileen Denver Mimoso
Kathy M. Ripin
Christine B. Roth
Julie C. Stevens

CONTRIBUTORS
Mary Evans/American Treasury
Arthur J. Maher/Building
Denise McCluggage/The Woman Driver
Lawrence V. Power/Gardening

JOHN F. DUNN Publisher

A MAGAZINE OF DOWNE PUBLISHING, INC.

JOHN MACK CARTER President

COVER: Gingham leads off a breezy windfall of cool, crisp ideas in decorating, casual cooking and entertaining, building, gardening and crafting for your summer satisfaction and pleasure. Photographer: Irwin Horowitz

© 1972 Downe Publishing, Inc., a subsidiary of Downe Communications, Inc., 641 Lexington Ave., New York, N.Y. 10022. All rights reserved. Title reg. U.S. Patent Office. Published monthly. Second-class postage paid at New York, N.Y. and at additional mailing offices. Authorized as second class mail by the Post Office Department, Ottawa, Canada, and for payment of postage in cash. All mail concerning subscriptions should be addressed to **American Home**, P.O. Box 4568, Des Moines, Iowa 50306; **Subscription Price**: U.S. and Possessions and Canada: One year, $4.00. Pan American countries: One year, $5.50. All other countries: One year, $6.00. Downe Communications, Inc. also publishes Ladies' Home Journal and Family Weekly. Editorial and advertising offices, **American Home**, 641 Lexington Ave., New York, N.Y. 10022. California edition, 425 California St., San Francisco, Calif. 94104.

Advertising and Sales: Peter J. Moore, Advertising Manager; Robert E. MacVicar, Eastern Division Manager; Jack M. Brigham, Western Division Manager; Frank R. Zilla, Chicago Sales Manager; James L. Bidwell, William K. Hughes, Cleveland Sales Managers (Detroit/Pittsburgh); Frank E. Gregory, Los Angeles Sales Manager; Richard S. Wasley, San Francisco Sales Manager; Robert Ziegler, Business Manager; Elizabeth Riggins, Manager Special Services; Stephen E. Silver, Marketing Director; Fred R. Herrmann, Promotion Director; Mary Powers, Director of Reader Reaction Bureau.

Manuscripts must be accompanied by self-addressed envelopes and return postage. Publisher assumes no responsibility for return of unsolicited manuscripts or art.

CHANGE OF ADDRESS: If you plan to move, notify **American Home**, P.O. Box 4568, Des Moines, Iowa, 50306, at least 8 weeks in advance. See coupon elsewhere in this issue. Send new and old address from a recent copy. Postmaster: Send form 3579 to same address.

Pine Manor. 1776 redesigned for 1976.

You'll love the warmth of early America combined with the boldness of the '70s. We've captured both in Pine Manor, our new collection of 75 distinctive pieces for bedroom, family room, dining room, and living room.

It has a robust look you usually don't find in Early American . . . a look Thomasville craftsmen achieve with solid knotty pine and pine veneers finished in a rich, deep tone that highlights the native wood. Notice the thick tops, the shaped edges that seem worn by the years, the heavy wood spindles, and the authentic replicas of antique brass hardware.

Call this special toll-free number now for the names and addresses of dealers near you: 800-243-6000. (In Conn., call 800-882-6500.) Be sure to ask for Thomasville "Pine Manor" dealers.

For more information on the Pine Manor collection and other fine furniture with "that Thomasville look", see the coupon on the opposite page.

Thomasville® FURNITURE

FROM Armstrong CREATORS OF THE INDOOR WORLD™

Thomasville Furniture
Box AH-672
Thomasville, NC 27360

Send me your complete portfolio with more than 1,000 illustrations. Also send names of local dealers. I enclose $1.

Name

Address

City

State Zip

Thomasville
FURNITURE

THIS MONTH IN American Home

With June begins the joy of summer and we've tried to capture that joy for you. The five children in the photographs to the right are part of the summer spirit—you will find them peopling the pages that follow. Our dedication, as we created the 40 or so stories in this magazine, was to help you and *your* children have a breezy, carefree, beautiful summer. In an issue as sunny as this, it's hard to have a favorite feature, but we have to admit to a bias for the 101 imaginative ideas our staff contributed to the special section that begins on page 19. It is full of easy, attractive things for you to do, with little fuss and expense.

We are grateful to Ft. Lauderdale, Florida, for furnishing us with the sunshine that dapples the gingham and polka-dotted designs in a beach plum tree, hammocks strung between the palms of Hugh Taylor Birch State Park and the bicycle picnic, pages 53 to 59.

Next month's sunshine will come from California, where indoor-outdoor living is a year-round lifestyle.

We have been happily deluged with letters as we go to press, from people who have loved our Charleston American Treasury (April *AH*) and the beautiful food that accompanied it. But one letter concerned us because of a misunderstanding of a term we used.

"I was dismayed to find in your April issue the notation that in Charleston, S.C., eggplant is called 'guinea squash.' I'm sure you don't realize it, but that name for eggplant is a racial slur toward people of Italian descent, and should not be repeated in a respectable publication. As an American of Italian descent I am perhaps more sensitive than your average reader to things of this sort, but I could not let this bit of ethnic name-calling go unchallenged."

Mrs. Josephine A. Manning
Mt. Pleasant, Mich.

The term "guinea squash" derives from the fact that the British, in the 17th century, brought eggplant to London from the coast of Guinea in West Africa, calling it guinea squash. The term is still being used in many areas today. We hope this clears up your misunderstanding and assure you we would never publish any kind of ethnic slur.

Editor

The first dishwasher detergent for dry-hards. Electrasol.

Dry-Hards are tough-to-clean foods—like baked beans, eggs, oatmeal, sauces—that dry and cake and stick. And stick. And stick. To plates. On forks. Filming glasses. Electrasol, fortified with 20% more active cleaning ingredients than other leading dishwasher detergents, really removes Dry-Hards. Lets your dishwasher give you cleaner, brighter, film-free dishes.

Test proves fortified Electrasol's superiority against Dry-Hards. Bean Crock with Dry-Hard mixture of baked beans in molasses that was baked on for 45 minutes at 325°F, came out looking this way when washed in another leading dishwasher detergent.

Identical Dry-Hard baked-bean crock, but cleaned in Electrasol, fortified with 20% more active cleaning ingredients than other leading brands. Try Electrasol. It removes Dry-Hard soils, prevents them from drying into spots on dishes, glasses, silverware.

Good Housekeeping

ECONOMICS LABORATORY, INC., St. Paul, Minnesota

Any 8 STEREO TAPES for only $2.86

plus processing and postage

if you join now and agree to buy seven selections (at regular Club prices) during the coming year

* Selections marked with a star are not available in reel tapes

TAKE YOUR PICK

8-track cartridges OR tape cassettes OR 7" reel-to-reel tapes

Yes, it's true! — if you join now, you may have ANY 8 of these cartridges, cassettes *or* reel tapes for only $2.86. Just mail the coupon. In exchange . . .

You agree to buy 7 tapes (at regular Club prices) in the coming year — and you may cancel membership any time thereafter.

Your own charge account will be opened upon enrollment. The selections you order as a member will be mailed and billed at the regular Club prices: cartridges and cassettes, $6.98; reel tapes, $7.98 — plus processing and postage. (Occasional special selections may be somewhat higher.)

You may accept or reject tapes as follows: every four weeks you will receive a new copy of the Club magazine, which describes the regular selection for each musical interest . . . plus hundreds of alternates from every field of music.

. . . **if you do not want any tape** in any month, just return the response card always provided by the date specified

. . . **if you want only the regular selection** for your musical interest, do nothing — it will be sent automatically

. . . **if you want any of the other tapes offered,** order them on the response card and return it by the date specified

. . . **and from time to time** we will offer special selections which you may reject by returning the dated form provided — or accept by doing nothing.

You'll be eligible for our bonus plan upon completing your enrollment agreement — a plan which enables you to save at least 33% on all future purchases. Act now!

Columbia House

A174/S72

Columbia Tape Club, Terre Haute, Indiana 47808

Please accept my membership application. I am interested in this type of record entertainment:

☐ **8-Track Cartridges** (PG-W) **CX5**
☐ **Tape Cassettes** (PH-X)
☐ **Reel-to-Reel Tapes** (ME-Y)

Send me these eight selections, for which I will be billed only $2.86, plus processing and postage:

I agree to buy seven selections (at regular Club prices) during the coming year, and may cancel membership any time thereafter. If I continue, I will be eligible for your bonus plan. All selections will be described in advance in the Club magazine, sent every four weeks. If I do not want any selection, I'll return the selection card by the date specified — or use the card to order any other selection. If I want only the regular selection, I need do nothing — it will be sent automatically. From time to time, I'll be offered special selections which I may accept or reject by using the dated form.

MY MAIN MUSICAL INTEREST IS (check one box only)
☐ **Easy Listening** ☐ **Young Sounds** ☐ **Country**

☐ **Mr.**
☐ **Mrs.**
☐ **Miss**

(Please Print) **First Name** **Initial** **Last Name**

Address.....

City.....

State..... **Zip Code**.....

Do you have a telephone? (check one) ☐ **Yes** ☐ **No**

APO, FPO addressees: write for special offer

Make some

Make some

one happy. one Jell-O.®

BRAND GELATIN

With two helpful hints and a few simp ingredients, you've got enough desse ideas to make <u>everyone</u> happy.

When you serve Jell-O® Brand Gelatin easy variations, y might as well be serving smiles. Watch everybody when they s luscious Hawaiian Pineapple/Lime Delight or Candy-Stripe Desserts, for instance. Your secret is that it's so easy.

Hint #1—Cube Gelatin: *Just prepare the Jell-O Gela using ¼ cup less cold water and pour it into a shallow pan. Ch until firm. Cut in cubes by pulling a sharp knife, dipped in hot water, through the gelatin. To remove the cubes, apply a warm wet cloth over bottom of pan and remove with a spatula. Place cubes along with canned pineapple chunks in dessert gla*

Hint #2—Layer Gelatin: *Turn out all kinds of candy-stri desserts by alternately layering spoonfuls of gelatin with spoonfuls of whipped topping, ice cream or fruit.*

If you'd like more ideas and serving tricks, we'll send you a free booklet with 26 ways to make Jell-O faster, easier and better. Write Jell-O, Box 8059, Kankakee, Ill. 60901. (Offer ends 12/1/72.)

Yes. You *can* make all of the people happy, all of the tim

Lifestyle

iday afternoons, a New Jersey woman and a flock of kids dig up a little common ground.

leen Paul Bartholomew s a special rapport with chil-en. When her own were all, she taught them to cook d garden, not just for the getherness involved, but also the sheer creative fun of it. leen and her husband, former ild movie star Freddie Bar-olomew—now an advertising ecutive—make their home an sy place to be for daughter T., 16, son Fred, 15, and ir friends. And her fun with ls extends to the many young-rs who come to her rambling onia, N.J., home on Friday ernoons to learn gardening. "In these days, when food mes prepackaged and flowers ready-cut in bunches of six, hild's growing plants indoors n be more than a pleasant bby," says Aileen. "It can be way to get in touch with the sic pattern of nature." She kes this possible by turning Bartholomew dining room o a miniature nursery. There e teaches her seven- to 12-ar-old junior gardeners the sics of indoor gardening. "I rt them on easy indoor nts," she explains. "In the st session they learn about the kaback, which grows quick-and is hard to kill." By the rd week, the youngsters are dy to select a plant of their n to care for. So the class its a local nursery where Mrs. B" suggests that they ose from four or five "child-of" plant varieties—impa-ns, geraniums, rubber plants, culents or snake plants. Each student takes a cutting m his plant and learns the ht soil and amounts of light d water his charge needs.

"Part of my pleasure in ching gardening to kids," Mrs. B" says, "is that it gives m a chance to take care of mething." But, more impor-ntly, she believes that gar-ning can be a bridge between ults and children, who are o often excluded from adult ivities. "Delightfully, many the children go home and ch their *parents*," she adds. Aileen's interest in teaching ungsters began back in the middle-1950s when she was the chef-star of her own TV show, *New York Cook*. "Occasionally, I would have my eldest daughter, Celia, then only seven or eight, on the show, and we'd make drop cookies or popcorn balls. Whenever she was on, the station switchboard would light up with calls." Off camera, Aileen found herself giving cooking lessons not just to Celia (now a teacher in Pittsburgh), but also to Celia's young friends. So, eight years ago, after her show was off the air, she convinced the usually sports-oriented Leonia Recreation Commission that a cooking class for kids should be included in their program. Result: Every October, the Bartholomew kitchen becomes a cooking school for eight weeks. And last February, Aileen branched out into gardening.

Aileen Paul Bartholomew and gardening students select plants.

As an outgrowth of the classes, Aileen has written a children's cookbook, *Kids Cooking* (Doubleday, $4.95; Pocket Book paperback, 75¢) and—just out last month—*Kids Gardening* (Doubleday, $4.50), both under her professional name Aileen Paul. Next fall, there will be *Kids Camping*, because the Bartholomews love weekend camping trips and Aileen, as usual, wants to share that enjoyment.

Aileen is also president of the 43-year-old Cooperative Institute Association, which reaches from New England to Ohio to Virginia. This regional group presents a summer workshop teaching people how to set up consumer co-ops—for food, furniture, pharmaceuticals, housing, etc. "Quality is an adult right, too, and co-ops are the best-kept secret in America," she believes.

All this activity seems quite ordinary to Aileen: "I'm a Gemini, and Geminis are known to be happiest when we're kept busy doing many things. Besides, my kids each cook dinner one night a week, and my husband and I share the household tasks—what else do you expect me to do with all that extra time?" END

Richard Meek

Class in the Bartholomew dining room: A young gardener proudly shows "Mrs. B" her scrapbook.

"Madge said my hands should be in the movies."

"Sure. The Beast With Five Fingers."

"Then she turned in a great performance by softening my hands in Palmolive® Dishwashing Liquid."

Take it from Madge! Do dishes with Palmolive and you'll see it's a lot more than just mild. Palmolive's suds last ...from the first glass to the last greasy casserole.

Softens hands while you do dishes.

©1972, Colgate-Palmolive Company.

THE GOOD-LOOKING HOMEMAKER

THAT HEALTHY OUTDOOR RADIANCE

Linda Thrasher, the radiant beauty at right, doesn't just splash around all day in a pool. This Encino, Calif., mother of two is an active member of the Sierra Club and is presently working to help save the San Fernando Valley oaks, which are being seriously threatened by housing developments.

Linda is also a dedicated convert to natural foods. Five years ago, she became interested in the health-food movement, and the family diet changed. "Actually, I've eliminated more than I've added," says Linda, who sticks to pure foods. She uses brown rice; honey substitutes for sugar and wheat-germ cookies are the family snack. Linda makes her own ice cream, and homemade soups are her specialty.

The Thrashers—husband Ed, an art director for a recording company, son Jeffrey, 8, and daughter Kelly, 5, are an ecologically aware family. Last Christmas, they included Monterey pine-tree seeds in their cards so that everyone could grow their own Christmas trees. Ed's 1971 anti-pollution poster—which he designed and mailed to local, state and federal officials at his own expense—was such a success he's now at work designing a second.

And on weekends the Thrashers become organic gardeners. They tend their 10-by-10-foot vegetable patch at the Sepulveda Garden Center in Encino, set up by the Los Angeles County Parks and Recreation Assn. to give L.A. kids a place to grow things and learn about nature. This May, the Thrashers planted pumpkin seeds to get ready for next Halloween. Saturdays at the center, Linda takes kids on nature walks, helps them identify and pull weeds (instead of vegetables) and teaches them, as she says, to "see things they couldn't see before."

Loving nature and the outdoors, Linda keeps her house constantly filled with blooming flowers. Her secret: She plants flowers outdoors in old wooden crates, which she moves indoors once the plants have started to bloom.

Like their mother, the Thrasher children enjoy the outdoors and they spend a lot of time in the sun. But Linda's love of the sun is tempered with a healthy respect for its powers. She doesn't just stretch out and sun herself, for instance; her time is spent *doing*: (continued)

Linda Thrasher and daughter Kelly love the cool pool play in the family's backyard. Both love the freedom of swimming without caps, but Linda makes sure that they rinse the chlorine out of their hair with a brisk, after-swim shower.



'The Mixables'

Beautiful every way you mix them.

Afraid to put a striped pillowcase on top of a sheet flowing with flowers? Most people are. So Sears is about to stop all the confusion. The Mixables™ are here!

No matter how you mix these patterns up, you can't goof up. The strawberry pink checks color-match the pinks in the striped fabric, the posies in the floral patterns. Same goes for lemon yellow. Or federal blue. Patterns that harmonize — colors that match.

They're all Perma-Prest® percale — soft, smooth polyester and cotton that needs no ironing. Just machine wash, tumble dry.

Twin, full, queen and king available at most larger Sears, Roebuck and Co. stores and in the catalog.

Only at Sears

Your thoughts are worth more than a penny.

Like every other generation of young women, you think about (of course) young men. But *unlike* other generations, you also think about ecology and politics, about the world and the people in it. In that sense, you're more grown-up than the older generation was at your age.

And because you're better informed about your own body, too, you know that if you're old enough to need monthly protection, you're old enough for Tampax tampons.

Dependable, comfortable, invisible protection. Only Tampax tampons come in three sizes: Regular, Super and Junior. One is right for you.

Think about it.

Outfit by the red i

Our only interest is protecting you.

MADE ONLY BY TAMPAX INCORPORATED, PALMER, MASS.

OUTDOOR RADIANCE continued

gardening, horseback riding, swimming in the family pool or at nearby Malibu beach. "I tan very easily, says Linda, "and just being outdoors keeps me well bronzed."

Though her skin doesn't burn easily, whenever she's outdoors for a long time, Linda uses a sunscreen to ward off the sun's drying and aging effects. Potions Eternal Sun Block (made and sold at a nearby Beverly Hills health-food store) gives her just the right amount of protection for her brunette's medium complexion. If *you* have sun-sensitive, fair skin, you'll need the protection of a stronger sunscreen. For her children's more sensitive skin, Linda uses Uval Sunscreen, which was recommended by the Thrashers' dermatologist.

If you are really determined to have a super-dark tan (and don't want to "fake" it with darker shades of makeup or the new bronzing gels), be sure to tan in stages and keep your skin well lubricated during and after sunning. A gradual tan is less likely to peel. Start your tanning with short periods in the sun, avoiding the hours between 10 and 2 when the ultraviolet (burning) rays are the strongest. As the days go by, slowly extend the time you spend in the sun.

Once you've achieved a basic tan, you can deepen and darken it by using a tanning butter or coconut oil-based tanning preparation. (Sun worshipers in Hawaii used to open coconuts and rub the raw fruit directly on their skin, to attract the sun and soften the skin at the same time.) But the deeper your tan, the more you'll need a moisturizer to keep your skin from aging and peeling. Linda follows her after-swim shower with Nivea cream or Alpha Keri bath oil in spray form.

Despite all precautions, a miscalculation can still leave you painfully sunburned. To ease the discomfort, lie in a tepid bath for a half hour, then let the moisture dry naturally. You can relieve the sting of a burn by using one of the soothing after-burn sprays with benzocaine. Should the sunburn peel, take extra care with the new tender skin.

Keeping your cool in the summer is not always easy. A facial massage with watermelon rind is a cooling relaxer. And for a quick refresher, spritz your face with mineral water that's been refrigerated in a handy atomizer. Linda's variation: She refrigerates her cologne.

For summer beauty—or beauty at any time—Linda thinks the most important approach is the healthy one: "Maintain a balanced diet and visit a dermatologist for any major skin-care advice." And Linda herself is beautiful proof of her own good advice.

The items in this month's Beauty Counter at right should help you sail through this summer beautifully.

THE BEAUTY COUNTER

If you're a fair lady or have sun-sensitive skin, try Coppertone's new sun product, Coppertone Suntan Foam (5 ounces, $2.40). It has cocoa butter and lanolin to soften your skin, and homomenthyl salicylate, a sunscreen ingredient.

Sun worshipers who crave a deep tan can get it with Sea & Ski's Golden Tan, with a low-level sunscreen. The gel base moistens the skin so that it's shiny, but never oily; $1.10 for the 2-ounce tube, $2 for the 4-ounce bottle.

If you've spent a day in the sun, Elizabeth Arden has two soothers for you: After Sun Soothing Soap ($3 for 3.8 ounces) contains cocoa butter for moisture retention; After Sun Soothing Balm ($4 for a 6-ounce bottle) is a pink lotion that prevents peeling. Vaseline Intensive Care Lotion in a 24-ounce family-size bottle ($2.50) or in a handy 6-ounce bottle (79¢) does its anti-peel work right on the beach, over your suntan lotion.

For the overbroiled, there's Noxzema's new medicated Sunburn Spray ($2.20 for the 5-ounce size). It cools and moisturizes in one step. Another cure for too much sun: the Solarcaine Foam in a 5-ounce aerosol can for $2.60. Or ease the sting with Bonne Bell's Ten-O-Six Cool Gel (2-ounce tube, $1.25). Its key ingredient, benzocaine, cools and cures.

To look pretty and still be sun-safe, there's Continuous Coverage liquid face makeup by Clinique, offering both flawless coverage and a powerful sunscreen. Use it all over or for spot coverage on sun-sensitive nose or cheeks. In two summertime shades—peach-toned Vital Beige and suntan-shade Bronze Beige—it's $7.50 for a 1¼-ounce tube.

To fake that tanned look, Max Factor offers two darkling shades of Waterproof Makeup. In Cafe Honey, a rich golden tan, or Cocoa Tan, a deep toasty bronze, it's $3.50 for the ½-ounce jar.

Water-baby, make sure your mascara won't run! Natural-lash Mascara (tube, $1.75) from the Cover Girl Eyes Collection by Noxzema is water-resistant, dermatologist-tested for gentleness. Formulated without soap, it will never smudge or run.

Freshen up on a hot summer day with a spray of F. Millot's French floral fragrance, Eau de Crepe de Chine. An added touch of elegance—it comes in a pretty cut-glass bottle. Special summer price: $1.75 for 1 ounce.

Hair that's dry and damaged from too much sun and sea will benefit from Ogilvies' 5-Minute Lotion Conditioner With Protein (8-ounce size, $3). Use it after every shampoo and it will restore luster and body to your hair. END

"Touching"



How good it is with Winston's finer flavor

Just how good is Winston? It's America's largest-selling cigarette. That's how good it is! Yes, Winston Tastes Good Like a Cigarette Should.

© 1972 R. J. REYNOLDS TOBACCO COMPANY, WINSTON-SALEM, N. C.

KING: 19 mg. "tar", 1.3 mg. nicotine, SUPER KING: 20 mg. "tar", 1.3 mg. nicotine, av. per cigarette, FTC Report AUG.'71.

THE SOFT PASTEL EYE

This season's eye makeup is a shimmer of flower-and-sky colors as soft as summer twilight. With Yardley of London's new pastel palette, makeup artist Stan Place creates three looks for different colorings without the usual black liner, brown shading or white highlighter.

One look, shown on our blue-eyed model above and right, begins with the true-to-nature shadow shades of Yardley's new Flower Brights Glimmerick watercolor compact—yellow under the brow and fading out toward the temples, pink on the center of the lid, aqua in the crease and close to the lashes. Next, just to darken the base of the lashes, Mr. Place applies Easy Liner Automatic Luminous Gel Eyeliner in soft Brook Blue. "Let your own eye shape take over," he advises. "Don't draw on a new one." His final touch: Lash-a-Lot Shiny Lash-Building Mascara in Brook Blue.

For green or hazel eyes, the color scheme is an interplay of greens—Yellow-Green Glimmerick on the lid, Light Green to highlight the center, and Mountain Moss liner and mascara.

For brown eyes, Mr. Place blends two shades of Yardley's Shadow Sheen Gel (from the China Brights Collection): Cinnabar Brown on the lids, Lee Chi Amber above; Birch Brown liner / mascara are accents. (continued on page 92)

William Conners

Body care all wrapped up in two.

Two Palmolive Body Soaps, one for every body in your family.

Palmolive regular with lanolin is more than mild. It actually softens your skin as it cleans. It's like giving your whole body a facial.

Palmolive Plus is the Natural Body Refresher. It's made with gentle, natural ingredients, including oil of coconut, glycerine. It refreshes you naturally. Plus a deodorizer called CP3 to help protect you all over.

The Body Soaps: it's time to be a Two Palmolive Family.

©1972 Colgate-Palmolive Company

Win Miracle Whip's American Dream Sweeps



Twenty-five grand prize winners also get a Nikkormat FTN camera, $100 spending money, and a chance to win a $500 cash bonus!

25 lucky winners and you could be one of them! The place is all yours for the choosing . . . any one of American Airlines destinations with Holiday Inn accommodations in the Caribbean, Acapulco, or the good 'ole USA.

With a Nikkormat FTN camera in your hands and $100 spending money in your pockets, you'll be on your way.

You'll fly on American Airlines—the only airline with the Luxury Fleet! Featuring the 747 LuxuryLiner which last year introduced the first living room-size coach lounge to commercial aviation and now a piano bar!

Dream the winter away in the warm, bright lazy days of the Caribbean. Explore, discover, go barefoot, dive and dance in the carefree sunshine of a beautiful island.

Or watch the cliff divers of Acapulco steal your breath away. Water ski, skin dive, ride a parachute behind a speedboat or turn golden in the sun, for this is Acapulco.

Or get to know a fascinating place in the United States. Explore Niagara Falls. Or see the movie stars in Los Angeles. Or tour the White House in Washington, D. C. Or revel in the wonderful city of lights, New York.

One beautiful week for two to any place in the Continental United States, Acapulco, or the Caribbean—with an American Airlines destination and Holiday Inn accommodations.

And, the brand new DC-10 LuxuryLiner, which is spacious and comfortable with its two lounges. And now the 707 B LuxuryJet! It's the 707 of the future with glowing ceilings, overhead compartments, more legroom and more headroom. As an American Airlines' First Class passenger you'll get the best of everything.

And you'll stay for seven days and six nights with rooms and meals in one of the world's 1,375 luxurious Holiday Inns. Comfort, service, beauty, luxury and excitement combine to make your stay memorable. All Holiday Inns come with pools and some even with oceans.

They're the most accommodating people in the world! There are 105 other fantastic prizes, too. NO PURCHASE REQUIRED TO ENTER OR QUALIFY. All from Miracle Whip, America's favorite salad dressing.

You'll start on a lifetime of fine photography with the Nikkormat FTN camera. Nikkormat—the uncomplicated precision 35mm single-lens-reflex camera equipped with 50mm f.2 Nikkor lens. This camera's built-in features include today's most advanced thru-the-lens meter system and shutter speeds to 1/1000th second flash synchronized. You focus, frame your picture and set correct exposure without taking your eye off the constantly bright viewfinder.

See next page for entry blank and a host of other valuable prizes.

MORE EXCITING PRIZES IN MIRACLE WHIP'S AMERICAN DREAM SWEEPS!

25 Grand Prize Winners can also win a $500 cash bonus. To win it, the winning entry must have attached (1) a major portion of a Miracle Whip label or alternate substitute, and (2) a blank sales slip or sales tag from any store which sells any of the prizes, or as a substitute, you may hand print and submit the name of any of the prizes in plain block letters on a plain piece of paper.

NO PURCHASE REQUIRED TO ENTER OR QUALIFY

30 Chief Model Weber Kettles—Cook one delicious meal after another with this original outdoor cooker. This porcelainized deluxe model comes in copper mist. Complete with an attractive and convenient teak veneer work table, heavy-duty roasting tongs, and the space saving corn and tater grill.

15 Magic Chef Gas Ranges—Automatic Cook and Keep Warm Oven. Cooks to your order, then holds dinner at a gentle 170° until you're ready. Keeps even roast beef rare for hours. Lift-up and removable cooktop so you can clean under burner area easily. And take the cooktop to the sink, where cleaning is easy.

20 Matching Men's and Women's Murray Lightweight Bicycles—Designed for health and pleasure by Murray-Ohio Men's 10-speed "Leisure Tour" features Metallic Light Gold finish, Top Bar Shift Control, Caliper brakes, 23" frame, 27" tires. Ladies' 10-speed "Leisure Tour" model has same finish and other similar quality features as the men's companion model, with 19" frame and 27" wheels.

25 Lawn Boy Grass Catcher Mowers—Only Lawn Boy operates with such fingertip ease and efficiency. Hi-Lo safety handle adjusts to most comfortable mowing angle. Lightweight mower cuts 21" swath and shifts to 6 cutting heights with a nudge of the lever. Offset wheels ride over uneven ground. Soundproofed 3½ HP engine designed exclusively for power mowing.

15 Samsonite 3-piece Luggage Sets—Ladies' beautifully styled Samsonite Fashionaire Luggage in attractive Pink Orchid. Sleek, pliable, strong, Fashion co-ordinated interiors designed for more packability. Exclusive hidden locks, light magnesium frames. Set includes 29" World Traveller, 26" Pullman and popular Petite-Tote.

Miracle Whip Sweeps
P.O. Box 730
Chicago, Illinois 60677

☐ Enclosed is a Miracle Whip label or appropriate substitute according to Rule 1. *OR*

☐ Enclosed is a Miracle Whip label or appropriate substitute according to Rule 1, and —to qualify for the $500 cash bonus if I am a Grand Prize winner—a free sales slip or appropriate substitute as set out in Rule 6.

Name_____

Address_____

City_____

State_____ Zip_____

Miracle Whip Sweepstakes closes midnight, July 10, 1972
No Purchase Required to Enter

KRAFT Division of **Kraftco Corporation**

Rules: 1. Send your name and address, together with a Miracle Whip label or a piece of paper 3" x 5" on which you have printed in plain block letters, written or typed the words, "Miracle Whip". NO PURCHASE REQUIRED. Wisconsin, Ohio and Missouri residents send only name and address on plain piece of paper.
2. Mail entries to Miracle Whip Sweeps, P. O. Box 730, Chicago, Illinois 60677. Enter as often as you like. Each entry must be in a separate, stamped, addressed envelope. Entries must be postmarked by July 10, 1972, and received by July 20, 1972.
3. Winners will be chosen by drawing within 10 days after the close of the Sweeps. First 25 names win a grand prize of a seven day, six night vacation for two to any one place in the continental United States, Acapulco or the Caribbean where there is an American Airlines destination and Holiday Inn accommodations. Prize includes round trip transportation from hometown, U.S.A., to American Airlines destination in continental United States, Acapulco or the Caribbean, plus double room accommodations and meals starting the day you land, at the Holiday Inn. Grand prize winners also win a Nikkormat FTN camera with 50mm f.2 Nikkor lens and case. Each couple also receives $100.00 spending money. Air travel and Holiday Inn reservations subject to availability.
4. 105 additional names will be drawn for prizes in order of value.
5. Grand prize winners must take trip prior to December 31, 1972. If for any reason a winner is unable to take the trip, or to accept any part of any prize, no alternate, substitute or exchange will be made. All 130 prizes will be awarded.
6. A $500.00 cash bonus prize will be awarded to each of the Grand Prize winning entries which, in addition to a major portion of a Miracle Whip label or alternate substitute, also includes a blank sales slip or sales tag from any store which sells any of the prizes; or, as a substitute, you may hand print the name of any of the prizes in plain block letters on a plain piece of paper. No purchase required to enter or to qualify.
7. This Miracle Whip Sweepstakes is void outside the U.S.A., in the States of Washington, Georgia, Idaho, and wherever prohibited, taxed or restricted by federal, state or local regulations. Employees of Kraft Foods, its advertising agencies, and the judging organization and their immediate families are not eligible. State, federal and other taxes imposed on a prize winner in the Sweepstakes will be the sole responsibility of the prize winner. Florida residents can participate and are eligible to win prizes. Winners' names will be made public where required by law.
8. For each prize the approximate retail value and odds of winning are: Grand Prize —$1,500, 1 in 38,000, Weber Kettle—$110, 1 in 31,000, Magic Chef Range—$279, 1 in 62,000, Murray Bicycle—$191, 1 in 47,000, Lawn Boy Mower—$140, 1 in 38,000, Samsonite Luggage—$183, 1 in 62,000.

101 WAYS TO COOL OFF SUMMER

Here's how to take the simmer out of summer: seven pages of great ideas, from accessorizing with seashells to decorating with seersucker; icy drinks, refreshing recipes, quick things to craft, handy equipment; the lure of water and gardens and the dreamy delights of porch and patio.—The Editors

10 GIFTS FROM THE SEA

Mother Nature thoughtfully provides the ultimate summer accessory—the seashell. Cool to look at, cool to touch, it evokes ocean waves and salty breezes. What's more, a shell is too lovely to be left unused. Make yours a thing of beauty.

1. To make a shell wall hanging, wrap a piece of wallboard or heavy cardboard with burlap. Glue shells on in a spiral pattern. Finish off the borders with molding or flat ribbon.

2. If you have an ugly-duckling lamp with a simple wood or ceramic base, glue tiny shells over the entire surface.

3. An inexpensive picture frame can be the start of something great. Lacquer the frame navy blue, glue a large scallop shell in each of the four corners and sprinkle a row of tiny shells in between.

4. Boxes decorated with shells are charming for bedroom or living room. Choose a marbleized paper or shiny foil wrapping paper to cover the box. Then glue one important shell on top. Decorate the front and sides of the box with two bands of small shells. Paint the inside of the box and make a sunburst of shells on the underside of the lid. A coat of lacquer or varnish adds protection.

5. Fan-shaped or scallop shells make attractive butter dishes. Use them also for fruit salad and, of course, that delicious seafood dish, Coquilles Saint Jacques (see *AH*, Jan. '71) for which they are the traditional serving pieces. Let the shell's size and the shape dictate its use, such as serving an ice-cold cluster of grapes in a large conch.

Table arrangement of seashells on wooden columns

6. To make a handsome centerpiece, cut a wooden pole, 3 to 4 inches in diameter, and at least a foot or more in length, into several pieces—anywhere from 2 to 6 inches. Smooth the rough edges and rub with linseed oil. Place these columns together in the center of your table and top each with a different shell, as shown.

7. A cluster of several deep shells filled with trailing ivy makes a pretty sideboard arrangement. Anchor the ivy in the shell with tiny frogs.

8. Fill three glass cylinders of varying heights with shells of as many colors and sizes as you have. Place these cylinders on your coffee table and invite your guests to pick out the shells and enjoy their textures, striations and subtle shadings.

9. In the bathroom, use a shell for a soap dish or to hold cotton balls.

10. Coat the outside and rim of a wooden bowl with various-sized small shells. Use this on your dressing table to hold jewelry or a clutch of cosmetics.

Note: If you'd like to learn more about shells, *A Collector's Guide to Sea Shells* by Jerome M. Eisenberg, is available for $1 from: Miss Ena Murray, Odyssey House, 208 East 18th St., New York, N.Y. 10013. Shells shown therein are sold for the benefit of Odyssey House, a voluntary nonprofit agency for the treatment and prevention of drug addiction.

continued

12 GARDENING GAMBITS

Coolness is a state of mind as well as a physical condition. Plants, trees, flowers —even the lawn—lower the temperature in and out of the house through transpiration. They also absorb the rays of the sun instead of reflecting them. A bouquet of flowers fresh from the garden, while it may not be a substitute for air conditioning, can cool a fevered temperament. Here's our listing of thermometer-droppers for all plant lovers.

11. Grow a small flowering tree, such as a dogwood, in the foundation planting outside a sunny window. Prune it to preserve your view. In spring you'll have early blossoms. In summer it will provide dappled shade. In fall, brilliant foliage will outline the window.

12. Plant a grape arbor over a hot patio. While you wait for the grapes to grow, cover the top of the frame with reed fencing. Later your patience will be rewarded with dappled green shade and the delightful fragrance of a ripening harvest.

13. Espalier a dwarf fruit tree on a heat-absorbing wall. Choose a peach, plum or cherry; they grow faster and have more foliage than an apple or a quince.

14. Plant a sun break of shade trees along the southern or western property line. For quickest effect, try weeping willows, which will grow as much as 5 feet in a single year.



Morning glories shading a city terrace

15. Apartment dwellers with a terrace can take a tip from Europeans: Plant morning glories in window boxes, as shown. Train the vines to grow up strings attached to the balcony above. You can lunch out in their shade and profit by the privacy they give.

16. Shade expanses of heat-reflecting paved areas, such as driveway or parking area, with plantings of tall shrubs or trees that have a spreading habit.

17. Boxwood was the 18th-century forerunner of modern air conditioning. Line a sunny walk with Japanese boxwood, which grows faster than the English variety. On a hot day you'll find that the temperature can be as much as 10 degrees lower along the path than in the surrounding area.

18. Back planting beds around the house with shade-producing shrubs. Heavy foliage will prevent the sun's rays from reaching the foundation and keep your basement and lower floors cooler.

19. Hanging baskets thrive indoors and out. (More about this next month.) Use salad baskets or those special wire containers that are made specifically to hang. To add special interest to baskets of lantana, fuchsia or cascading varieties of petunias or geraniums, place seedlings in the earth all around the sides and bottom of the basket. The result is a full circle of bloom. Remember to line the baskets with moss; even if you do, there will be some drip—a small mop-up price to pay for beauty.

20. If your indoor plants develop insect infestation during the humid months, treat them with an aerosol plant spray that has a pyrethrum base. It's a "natural" insecticide that is highly effective but won't harm pets or people.

21. Keep your indoor plants on metal or plastic trays filled with smooth, white pebbles. Water the pebbles just to the top. The moisture will help cool the air.

22. Arrange a few of your houseplants in a strategic area. Place them in white cachepots. The massed effect of the green and white will give a fresh, cool look.

9 FOR PORCH & PATIO

Where summer pleasure centers, the happy blend of outdoor living and indoor comfort suggests a way of life as happily nostalgic as the old porch swing.

23. Turn your patio or porch into a rainbow. Spray-paint your wicker furniture, each piece a different color—lime, mauve, pink, pineapple. Then make new cushion covers in the same shades; use on a contrasting-color seat, as shown.

24. Does your porch get too much sunshine? Put up old-fashioned porch blinds. Spray them shiny brown. Then spruce up the furniture in slipcovers of brown-and-white check trimmed with white rickrack.

25. For backyard shade, build a simple frame of wood or plumber's pipe and hang split bamboo or plastic blinds across the top.

26. To cut down glare, paint a porch ceiling pale blue or pale green.

27. Count the stars by candlelight. Use hurricane-glass holders to protect the candle flames from the breezes. Or if your spot is more sheltered, use lots of chunky candles or votive lights. On a porch you can line up your candles on a windowsill or group them in clusters on a tabletop.

28. Sling a hammock (see pages 56–57) anywhere—between two poles, two trees, two walls. It's one of the coolest, laziest ways to pass a summer ever devised.

29. Deal with pesky bugs, but do so ecologically. There are several products that cope safely. For example, a new torch design uses wicks and a special insect-repelling fuel approved by the U.S. Department of Agriculture. It's made of rustproof aluminum and comes

Outdoor furniture in the hues of the rainbow

continued

ILLUSTRATIONS BY ROBERT FROST

Sears presents Matchmate Shag. The first carpet in 50 colors.

Now you don't have to compromise! Now you can have the exact color carpet you want, in the lush shag texture you've been looking for.

Sears Matchmate Shags are here!

And you can choose from any one of 50 decorator colors... the largest collection of colors ever available in one carpet. Or if one of our colors doesn't fit into your color scheme, we'll have your color custom-dyed — at no extra cost. And, your color or ours, the price is under $10 a square yard! In a specially dense Celanese Fortrel® polyester pile. Wears terrifically well. Cleans like a dream.

Go ahead. Treat your room to the shag of any color. Find it at most larger Sears, Roebuck and Co. stores. We're the only company that gives you Matchmate Shag — for hard-to-match room colors.

CELANESE® FORTREL®

Sears

as a 6-foot pole for garden use or as a small lamp for the table.

30. Another new ecology-conscious anti-bug device is a disposable outdoor taper that's been impregnated with citronella. It gives four or more hours of light and repellancy before it's used up.

31. If you have bought (or are thinking of buying) a compact refrigerator, consider this: While most often found in the family room, the den or the bar, this refrigerator, come summer, can be moved into an enclosed porch, covered patio or even the garage—wherever it will be accessible to backyard entertaining without being exposed to the weather. Because the machine operates on a regular 115-volt circuit, no special electrical outlet is necessary. You just plug in wherever it is most convenient.

11 ICY REFRESHERS



Frosty drinks for the summer sipping

Delicious things to eat and drink bring a delightful chill to summer proceedings. These will help pep up heat-jaded appetites, too. All are served icy cold.

32. Begin a meal with this cold soup drink: Combine a can of cream soup—celery, asparagus or chicken are particularly good—with a soup can of very cold milk. Whirl in blender until smooth. Serve in tall glasses.

33. Chilled cucumber soup and a chicken sandwich create a refreshing summer lunch. To make the soup, sauté ¼ cup chopped green onions and 1½ cups diced, pared cucumbers in 2 tablespoons butter or margarine until soft. Stir in 2 cups boiling water and 1 envelope dehydrated chicken-noodle soup. Bring to boiling; cover; simmer 10 minutes. Pour enough soup into blender container to cover blades. Cover; blend at high speed about 1 minute. Add remaining soup gradually. Cover and whirl until smooth. Stir in 1¾ cups half-and-half. Chill.

34. For yogurt lovers, mix or whirl in blender 2 cups plain yogurt with 1 can condensed tomato soup. Add a dash or two of seasoned salt, pour into cups or mugs and sprinkle with chopped chives.

35. Here's a happy cooler, Double Chocolate Float: Combine ¼ cup canned chocolate syrup, ¼ teaspoon ground cinnamon and 1 quart very cold milk in a blender or drink mixer. Whirl or mix until foamy. Put a scoop of chocolate ice cream in each of 5 chilled, tall glasses. Pour in chocolate-syrup mixture. Top with whipped cream, if desired.

36. The Orange Delight: Put 1 ripe banana, ¼ cup frozen orange-juice concentrate, ¾ cup ice water and 1 pint orange sherbet in blender or drink mixer. Whirl until smooth. Pour into 4 chilled glasses. Add chilled ginger ale to fill. Stir.

37. Refreshing and fast, the Spritzer Plus: Pour dry white wine into a tall glass until about a quarter full. Add a scoop of pineapple sherbet, pour in chilled ginger ale and stir briskly.

38. Beautiful color, the Tea-Cran Cooler: Pour 2½ cups boiling water over 3 tea bags in a 2-quart saucepan. Let stand 5 minutes. Remove tea bags. Add 1 bottle (1 quart) cranberry-juice cocktail. Chill thoroughly. Before serving, stir in 2 bottles (7 ounces each) lemon-lime carbonated beverage. Pour over ice in tall glasses. Garnish with mint.

39. End meals delectably with this frosty flourish, Ice Cream Medley: Spoon 2 or more flavors of softened but not melted ice cream into a foil-lined bowl. Bowl should be filled. Swirl with spoon to marbleize. Cover with foil. Freeze until firm. Ummold. Peel off foil.

40. Tropical Cream: Put 4 large, ripe bananas, 2 tablespoons mild or light rum and 1 tablespoon sugar in blender. Whirl until smooth. Fold into 2 cups whipped cream. Chill thoroughly. Sprinkle with shredded or toasted coconut.

41. Pineapple-Mint Freeze: Thaw 2 cans frozen pineapple chunks just until the chunks can be separated. Put them in a blender with ¼ cup green crème de menthe. Whirl until frothy. Pour into shallow pan and freeze until just mushy. Spoon into sherbet glasses and garnish with fresh mint leaves.

42. And for that special occasion—Champagne Sherbet: Beat 2 quarts raspberry sherbet in large bowl until smooth but not melted. Stir in ⅔ quart champagne quickly. Turn into 12-cup mold. Freeze until firm. Invert mold on serving plate. Place a hot, damp cloth over mold; shake to release sherbet. Garnish with fresh fruit, if desired.

For more spirited drinks, see pages 70–71.

7 FOR CRAFTING

Here are imaginative ideas that will add cool touches to your home and also give you the satisfaction of doing-it-yourself.

43. For the table, make decorative but practical mats of slick-surfaced, fabric-backed vinyl. Start by cutting out as many rectangles as you want mats, each rectangle measuring 10 by 16 inches. Cut from vinyl scraps—in contrasting colors—geometric shapes or flowers or what you will. Glue these shapes to the mats. Use fabric adhesive.

44. Dress up folding stools and director's chairs from the patio or sun deck with stenciled designs. Paint onto the canvas seat with acrylic paint. Use your imagination—how about stylized yellow daisies or a series of red, blue and purple tumbling blocks?

45. Make a valance of macramé for the important window in your home. Airy, light, decorative, this handsome do-it-yourself project will repay you through many seasons.

46. Discover tatami, the Oriental straw mats that have so many uses. The Victorians used them for stair and hall runners—still a good idea today. They also make excellent coverings for walls and for bedroom and bathroom floors. You can stencil a design on the taped border, if you like.



Lovers' Knot Rug

47. Make this small rug so right for summer—a lovers' knot, worked with firm nautical rope. Keep it in its natural color or spray it white. Here's how:

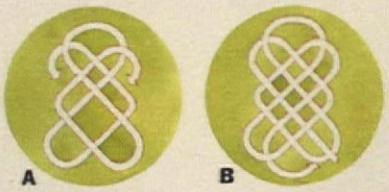

Lovers' Knot Mat (18 by 30 inches). Materials: 45 yards of ½-inch-diameter rope. Begin by tying an overhand knot, extending and crossing the loops. Cross left loop over right loop as in diagram A, then bring free rope ends, in an under-one-over-one sequence, through the loops as in diagram B. The knot is loosely formed, measuring slightly less

continued

In 1907, Maggie Trude discovered that the best time to sneak a cigarette without her husband finding out was when he took his bath. Mrs. Trude insisted he bathe at least once a day.

You've come a long way, baby.

VIRGINIA SLIMS.

Slimmer than the fat cigarettes men smoke.

Warning: The Surgeon General Has Determined That Cigarette Smoking Is Dangerous to Your Health

Fashions by Giorgio di Sant' Angelo

egular: 17 mg. "tar," 1.1 mg. nicotine—
lenthol: 18 mg. "tar," 1.2 mg. nicotine av.
er cigarette, FTC Report Aug. '71

than 30 inches long, with all the rope to be carried back through the knot bundled on the left side. Guide left end back into knot parallel to right-hand end as in diagram B. Continue guiding left end through knot until knot is 11 ply and there are no spaces between cords. Adjust knot to make shape regular and mat flat. Bring two free ends to back of mat and sew down securely.

48. For cool sitting, cover big floor cushions with terry cloth—napped, toweling-surface at pool side, velour-smooth for indoors. Use zipper fastenings so you can remove the covers easily for laundering. Choose summery shades, and feel free to mix and match your color schemes.

49. Pleat a paper fan for the fireplace. Not only does it hide the gaping hole, but it is decorative in its own right. To make, cut wrapping paper—plain white or patterned—two-thirds the height of the fireplace and four times its width. Fold this strip in 1-inch pleats. Staple the folds at the bottom. Spread out top and sides to form fan. Put inside the fireplace, letting edges touch both sides of opening. Tension holds fan in place.

6 CLEAR AS CRYSTAL

For sparkle and crystal-cool translucency, you can't beat the glitter of glass.

50. Set a shimmery table with sparkling glass dinner plates and crystal goblets. For the centerpiece, how about an arrangement of green pears or all green vegetables in a cut-glass bowl?

51. Use wine goblets or clear glass tumblers as flower containers. Be sure to change the water every day so it looks fresh—the flowers will last longer, too.

52. Arrange five-sided clear plastic cubes as a room divider. These are stackable (and can be bought preassembled or to assemble yourself). Face some of the cubes one way, some another. Inside the cubes place glass jars filled with flowers or greens, herbs or pretty stones.

53. Fill a group of various-sized wine goblets with small glass balls. Intersperse with delicate ferns in small glass containers. Place on a table or shelf.

54. Make curtains of clear or cool-colored glass beads strung on nylon fishing line, as shown. Hang close enough together to give privacy. Open the window and let in the breeze. The curtains will make a pretty tinkling sound. Similar strings of beads can also make an airy room divider.



Strings of beads forming a curtain

55. Just for sparkle, attach tiny strings of glass beads to the bottom edge of a plain lamp shade. Buy the beads prestrung in millinery-trimming departments or in the form of dime-store jewelry.

13 ROOM LIGHTENERS

Here are a baker's dozen decorating suggestions that will lighten the look of your home and give you a refreshing oasis of your own from now until the fall.

56. Remove some of your paintings and hang similar-sized banners of gaily colored fabric or vinyl. Look for interesting designs that tie in with your color scheme.

57. Frame old flower prints—taken literally from the pages of an old book—in inexpensive wooden frames. Spray-paint the frames in shiny enamel and make colored mats. Mount the pictures and hang them in a grouping to give a garden touch to your wall.

58. Slipcover throw pillows with bright cotton squares or dime-store handkerchiefs. Be imaginative. Mix colors and patterns together for a patchwork effect.

59. Bring an old French custom up to date. Slipcover your dining-room chairs—cotton plaids, floral prints, ticking, sailcloth would all work well.

60. For tropical color, paint plain wooden chairs white or shiny orange. Make seat cushions of a plaid fabric and finish off with a big bow where the back posts meet the seat.

61. Rooms look cooler when they are uncluttered. Stash away your usual accessories and substitute a single basket of fresh daisies or a pretty fern. You'll find that dusting's easier, too.

62. A garden-style decorating scheme is just right for the bedroom. Start with lattice shutters at the windows, painted shiny white. Add a few pieces of white wicker. Use fabrics in bright green-and-white prints, perhaps a fern-pattern paper on the wall, as shown.



Leafy patterns for a cool color scheme

63. Don't use any bedspread for summer. Show off your pretty sheets instead. Buy an inexpensive pastel-colored cotton dust ruffle. And make up your bed with patterns and colors, mixing to create a light-hearted effect.

64. Seersucker is *the* summer fabric. Use it to make curtains or swags for your windows, replacing the heavier winter ones. Make them of two layers of seersucker, combining a plaid on one side with a solid on the other. Hang them with the plaid side to the glass; then tie them back, so a bit of the plaid shows on the room side. In a dining room, add a table runner or mats to match.

65. Make a seersucker card-table cover. Use two contrasting colors—one for the top and sides, the other to make an inverted pleat for each corner inset, and also for the border trim.

66. How about a seersucker breakfast cloth in a cheerful yellow, green and magenta plaid? Use cornflower-blue napkins.

67. Think of raspberry seersucker for a young girl's room. Make a raspberry throw for the bed. Top it off with a lacy white pillow sham made by sewing rows of ruffled eyelet edging to a plain white pillowcase.

continued

This is really the biggest difference between Gaines-burgers and canned dog food.

Gaines-burgers® *taste as good as* regular canned dog food.

Gaines-burgers are as nourishing as canned dog food.

Gaines-burgers cost just about the same per serving as regular canned dog food.

Gaines-burgers give your dog the same healthy diet as canned dog food.

Gaines-burgers and canned dog food are really pretty much alike. *Except for one big difference.*

Gaines-burgers are more convenient.

Because they don't come in a can.



Gaines-burgers. The canned dog food without the can.®

GF
GENERAL FOODS

12 COOL BUYS

The right equipment can help dispel summer heat. Here are a dozen designs engineered to ease the doldrums and make your life just a little more pleasant.



Seersucker shower curtain

68. Pep up your bathroom with a seersucker "slipcover" shower curtain, as shown. Join several widths of seersucker. Use your regular shower curtain as liner.

69. There's an ice-cube tray that, at the flip of the handle, releases instant crushed ice instead of cubes.

70. Store and serve ice cubes conveniently with serving buckets that have a removable liner, which can be used to store up to four trays of ice cubes in the freezer. When you are ready to use, slip the ice-cube-filled liner into the ice bucket. It's insulated so that the ice will remain frozen for hours.

71. There's a sleek new design in thermal pitchers. This one is made of bright orange or yellow ABS plastic and is available in 1- or 1½-pint or 1-quart sizes. The pitchers have an airtight stopper (to serve, just give the stopper a twist) and keep beverages cold (or hot) for more than six hours.

72. Light up the night, be it porch, patio, campsite or beach, with a portable battery-powered fluorescent lantern. No fuel, no flame, no heat or fumes. The lantern is made of durable, high-impact polystyrene and stainless steel.

73. Illuminate your next outdoor party with a new type of inexpensive, disposable light that lasts about three hours. It consists of a plastic tube containing chemicals that "glow," producing a 6-inch cylinder of light.

74. Stake out your own private, protected refuge at the beach or picnic area with a portable wind screen. Made of opaque, off-white vinyl, it measures 4 feet high by 9 feet long. Wooden poles push into the ground to stabilize it. Unit rolls up compactly for carrying.

75. Summer heat and humidity together can put a lot of unwanted wrinkles in your clothing and home furnishings. Instead of getting out the iron and ironing board, use your electric steam "wrinkle remover"—a quick, easy way to freshen up your things.

76. A cool game—floating basketball—can be played with a pool or lake as the court. The basket is suspended on an Ethafoam float and comes with a 10-inch inflatable ball.

77. Another summer game, *bocce*, is an Italian favorite that resembles bowling. You can play it on the lawn; all you need is a smooth surface for the small (4-inch), hard-composition balls.

78. New lightweight window air conditioners give you the option of taking your air conditioning with you—to the office, summer cottage or another room in the house. They fit into any conventionally sized double-hung window, operate on regular 115-volt circuit and provide 4,000 BTU's of cooling power. The units weigh under 50 pounds and can be carried with a convenient luggage-type handle. Cost is under $100.

79. Some summer nights cool off to the point where you may choose to use an electric fan rather than an air conditioner. Fans, though they do not cool the air, do circulate it to make a room feel more comfortable.

Want to lose 4 pounds fast?

Try the new Slender Pudding Diet!

This luscious new pudding is actually a complete 225 calorie diet meal when it's mixed with the substantial nutrition of milk.

We put dieters, who were at least 20% overweight, on our chocolate and butterscotch puddings for three weeks. The first week, dieters lost an average of more than four pounds. The next two weeks, losses fell only slightly, averaging three and a half pounds a week.

So now there are two ways to get Slender—liquid or by the luscious spoonful. Ask your doctor and start losing.

Slender® diet food for weight control, Carnation Company, Los Angeles, California.

continued

Ed Wait bought York central air conditioning because we told him it was quiet.

You can call him and find out if it really is.

We put lots of time and effort into making York Air Conditioning quiet. And dependable. In fact, we've gotten good enough at it to meet the stringent requirements for the air conditioning used aboard naval submarines.

All of this no doubt impressed Mr. Ed Wait of Atlanta, Georgia, when he decided on York back in September of 1970. But we built a few other sound principles into his Champion Central Home Air Conditioner as well.

The compressor is sealed away in its own compartment with no openings to let noise escape. Some manufacturers put their compressors right under the exhaust fan so that noise is actually pumped right out into the back yard.

And that fan itself is a good reason to choose York. Now you can order a two-speed version that automatically runs at a slower—quieter—speed when the temperature falls below 85 degrees.

But don't take our word for how quiet and dependable York Central Air Conditioning is. Ed Wait has had his unit for a year and a half now. It's had enough time to make lots of noise. Has it? You can call him and find out.

YORK BORG WARNER

DIVISION OF BORG WARNER CORPORATION

York, Pennsylvania 17405

Call Ed Wait toll-free at (800)-233-9361.*

***Residents of Pennsylvania call Ed Wait toll-free at 800-632-9091.**

Lightweight summertime totables

Fans in fact, exist for just about every situation—desk fans, oscillating fans, hassock fans, window fans and fans to be mounted on a stand or wall—to say nothing of those wonderful old-fashioned ceiling fans, now back in style.

80. Two new carrier-containers for summer drinks, as shown, combine smart good looks with practicality. The carrier is a denim or canvas drawstring tote. The containers are Styrofoam—one holds six beverage cans; the other, a 1-quart bottle (it doubles as a shaker) and three plastic tumblers.

3 HERB JOYS

Natural, fresh, piquant herbs provide a visual as well as a fragrant pick-you-up all summer long. Used decoratively, they give a new dimension of enjoyment.

81. Place a few potted herbs on the dining table as an attractive and attention-getting centerpiece, as shown. Tuck another cluster into a corner of your living room. You can group them in a basket, if you wish.

82. Keep a stone crock or wooden bucket on a shelf in the kitchen and put fresh herb snippings in it. The nearer the container is to a door the better, because each time the door is opened, herb fragrance will waft gently out of the kitchen to other parts of the house. This container also serves as your herbal "stock pot." Use it for flavoring your summer recipes as well.

Herbs for the dining table

83. Fill a tall glass jar with fresh peppermint stalks and leaves. Place it where you might otherwise put a flower arrangement to enjoy for its line and color as well as its fragrance.

4 FOR WATER PLAY

Lovely to look at, lovely to listen to, nothing soothes more beautifully than water. Enjoy it in your own garden, for its beauty, its silvery sound, and for its cooling influence on the air around you.

84. If you want perfect serenity, build a little reflecting pool. Inexpensive, easy, just press a shallow form into a newly poured concrete slab—a trash-can lid would be just fine. Fill the depression (once it has hardened) with the garden hose. Refill as the water evaporates. For best reflection, say connoisseurs, paint the inside of the pool black.

85. If you want the music of falling water, consider an inexpensive recirculating pump in your little pool. (There's a 200 g.p.h. one that costs under $15.) These pumps make mini-waterfalls and tiny fountains a do-it-yourself project.

Never a rough puff

© 1972, BROWN & WILLIAMSON TOBACCO CORP.

Come all the way up to KOOL

Never a rough puff. Not with the taste of extra coolness in Kools. And now, for more smooth sailing, we're offering you the world's most popular sailboat, the Sea Snark. Ordinarily you'd pay about $120 for this portable, unsinkable eleven-foot sailboat. But you can get it from Kool for only $88 (delivered) and one Kool carton end flap (BankAmericard or Master Charge acceptable). So get Kool and stay cool, with the Sea Snark, and the only cigarette with the taste of extra coolness. Kool.

COOL OFFER!

Special bargain price covers delivery of a complete sailboat (pictured at right), including thirty-pound molded polystyrene hull, aluminum mast and spars, forty-five square-foot nylon sail, fittings, lines, rudder, centerboard and sailing instruction booklet.

Allow 6-8 weeks for delivery. This offer expires 12/31/72, is limited to U.S.A., and is open only to those 21 years of age or over.

Make certified check or money order payable to: Kool Boat Offer. Mail to Box 3000, Louisville, Ky. 40201.

Please send me _____ SEA SNARK(S). For each boat I enclose a carton end flap from any size KOOL plus $88. ☐ Certified check ☐ Money order ☐ BankAmericard ☐ Master Charge

Acct. #_____ Expires_____

Phone_____

Name_____

Address_____
No P.O. Boxes

City_____ State_____ Zip_____

Warning: The Surgeon General Has Determined That Cigarette Smoking Is Dangerous to Your Health

18 mg. "tar," 1.4 mg. nicotine av. per cigarette, FTC Report Aug. 71.

A backyard mini-fall

Just submerge the pump and plug it into an all-weather outdoor socket. You can contrive to have the water bubble, shoot up in a spray or splash down an incline to a second basin. The scale is small, the effects are delightful. Your pool may be only a large ceramic container, but you will have created your own private grotto, as shown.

86. If you are lucky enough to have a swimming pool, launch a reading and/or entertainment raft. Fit it out with a pillow, a paperback or two, a portable ice chest and something to nibble on. Then push off.

87. If you prefer to think along less ambitious lines, why not simply decorate with water? Just take a clear, shallow bowl and fill it with fresh water. Then float a few transparent glass balls in it. Add a few flower blossoms, if you like. The effect is limpid, lovely.

5 FOR THE ROAD

Since a good deal of summer is spent traveling in your car—not only on the usual errands, but on vacations, weekend trips to the beach, the mountains, to picnics—here are ways to make the going great, even if the weather's beastly hot and your car isn't air conditioned.

88. Cover your vinyl seats with terry-cloth slipcovers, or spread big beach towels over them.

89. Do you know that antifreeze is also a super-coolant that will help keep your radiator from heating excessively?

90. Tires should be checked for correct pressure in the cool of the morning, not in the heat of the day. They should be left at the reading that is correct for the tire when cool.

91. To prevent trouble on the road, get a pre-summer checkup for fan belt, radiator blockage and the like.

92. You'll be sitting pretty if you have an air-cooled car seat. It has an electric blower that sends air through thousands of pores in the back and seat.

9 MOOD MAKERS

Here are little things that do a lot to revive drooping summer spirits.

93. Carry a pretty paper parasol, or set up a larger version on the lawn. You can find them in most Oriental import shops.

94. Decorate your flowerpots with rickrack or braid. Glue the bands on with adhesive.

95. Breakfast out of doors—on the porch or patio or, lacking these, in front of an open window.

96. Super-chill your morning fruit juice by serving it with ice cubes. Add a twist of lemon for tang.

97. Color your ice cubes cool—in sherbet shades of mint green, orange, lemon yellow—by dropping food coloring into the tray.

98. Hang a pomander ball—an orange with cloves covering the entire surface—in front of an open window.

99. Come evening, dim the lights. Replace one of your regular bulbs with a blue one.

100. Make a Japanese flower arrangement for the cooling effect the economy of line gives to the eye.

101. If all else fails, rediscover what children have always known—a tent. Sleeping outdoors, even in one's own backyard, can be a great adventure. END

"Lucite lets you paint what you think."

Even if you're thinking about hiding your old dining room. You can do it easily with LUCITE—the wall paint with superior covering power.

LUCITE goes from thick and creamy in the can to rich and smooth on the wall. Neatly and quickly.

Whatever you cover wet with LUCITE—will stay beautifully covered after it dries.

So if you think it—paint it. With LUCITE.



Look in the Yellow Pages for the LUCITE retailer nearest you. Or call 800-243-6000. Free any time, any day. (In Conn., 1-800-882-6500.)

More protein than
fresh ground hamburger.

More balanced
nourishment.

And a lot less fat.

Ken-L Ration Burger.
It brings out
the best in your dog.

INGREDIENTS: BEEF BY-PRODUCTS, SUCROSE, SOY DERIVATIVES, ETC.

DECORATING NEWSLETTER

Fabric wall panels, stash-away beds, kit-assembled "instant interiors" and art lamps are summer decorating finds.

VERSATILE FABRIC PANELS

"The hope for good design lies with designers who believe in what they do, and who will do only what they believe in," says Alexander Girard on the subject of fabric design. Girard does what he believes in, as architect and as designer of interior spaces, furnishings, even a main-street block (Columbus, Ind.; see August 1971 *AH*).

"Paper Dolls" is one of 39 printed fabric panels for versatile decorative use.

One of his latest creations: colorful, printed fabric panels, conceived as movable "walls," which can add character and variety as wall hangings, room dividers—even as graphics, when stretched over frames.

The collection's 39 designs, including two by Girard's daughter Sansi, are printed on linen or handwoven Mexican cotton. Some, like Sansi's "Paper Dolls" —shown here, it comes in plum and white—are "vaguely pictorial," as Girard puts it; most are delightfully happy geometrics. Sold in 47-inch squares and a variety of rectangles, ranging from 16 by 47 inches to 47 by 76 inches, the panels are either hemmed (prices start at $30) or rough-cut ($17 and up). The hemmed design has seamed edges and rods for top and bottom. The top rod has two holes so the panel can be suspended.

Some of Girard's whimsical patterns lend themselves especially well to decorating children's rooms. The panels and/or free illustrated color brochures are available from Herman Miller showrooms in New York, Los Angeles and Washington, D.C.

STACK OR STRETCH BEDS

Anywhere's for sleeping with the Simmons Company's new portable bed, the Porto-pad. This lightweight is made of three easy-care, vinyl-covered foam cushions that stack up into a 25-by-28-inch, easily stored unit. A strap holds the stack together for carrying. Stretched out, it's a 28-by-75-inch lounge for the beach or backyard, a combination hassock/extra bed for den or playroom. In black, olive, gold or acorn, it's about $50 at stores selling Simmons products.

FUN FURNITURE

Good news for instant decorators of playrooms, children's rooms, rented apartments or beach houses: Magla Products has introduced handsome canvas and fiberboard furniture that comes in a kit; it's easily assembled and strong because the pieces friction-lock together. The plastic-coated furniture is called Instant Interiors; there are a love seat, $40, dining table, $35, chair, $30, bookcase, $25, coffee table $25 and low stool, $20. Pieces come in red/white/blue or black/white/blue combinations, and all the materials are 95 percent recyclable.

TURN ON'S

Turn off those ugly picture lights that often do more to interfere with a piece of art than highlight it. Shop II recently designed and introduced a group of chrome lamps called the Art Focus Series, specifically designed to illuminate paintings, sculptures or collections of small art objects. Each light is a sculptural object in itself, so good looking that it might also be used on a desk, or set down to cast a dramatic shadow on a wall. Of the five designs, three are horizontal tubular shapes in sizes up to 8 inches long. Another is a disc. And the last can best be described as looking like a dynamite box—push down the side lever for a burst of light. The Art Focus Series is $40 to $60 at Bloomingdale's and Lighting Associates in New York, and other fine stores. —Christine B. Roth

Merchandise listed here is generally available in stores around the country. For further information, write to Reader Service, American Home, *641 Lexington Ave., New York, N.Y. 10022.*

Where you can buy Filon® Panels

FLORIDA
BELLE GLADE — Lindsley Home Care Centers
BOCA RATON — Lindsley Home Care Centers
CHARLOTTE HARBOR — Lindsley Home Care Centers
COCOA BEACH — Smythe Lbr.
CORAL GABLES — Lindsley Home Care Centers
CRESTVIEW — Okaloosa Lbr.
EAU GALLIE — South Patrick Hardware & Lumber
FORT LAUDERDALE — Groves Lumber & Hardware
All Lindsley Home Care Centers
FORT MYERS — Lindsley Home Care Centers
FORT WALTON BEACH — Moore-Handley
GAINESVILLE — West Building Materials Center
HIALEAH — Lindsley Home Care Centers
HOLLYWOOD — Lindsley Home Care Centers
HOMESTEAD — Lindsley Home Care Centers
ISLAMORADA — Lindsley Home Care Centers
JACKSONVILLE — All-Moore-Handley Stores
All West Building Materials Centers
KEY WEST — All Lindsley Home Care Centers
KISSIMMEE — Panning Lbr. Co.
LAKELAND — West Building Materials Center
LAKE PARK — Lindsley Home Care Centers
LAKE WORTH — Lindsley Home Care Centers
LARGO — Lindsley Home Care Centers
West Building Materials Center
LAUDERHILL — Lindsley Home Care Centers
MARATHON — Lindsley Home Care Centers
MELBOURNE — Cash Builders Supply, Inc.
MIAMI — Davidson Lumber Co.
Florida Lumber
Gold Triangle
All Lindsley Home Care Centers
West Building Materials Center
MIAMI SHORES — Lindsley Home Care Centers
MT. DORA — Golden Triangle Builders Supply
NORTH MIAMI — Gold Triangle
Lindsley Home Care Centers
NORTH MIAMI BEACH — Arch Creek Co.
Bridge Lbr.
Lindsley Home Care Centers
OAKLAND PARK — Lindsley Home Care Centers
OCALA — Marion Hardware Co.
West Building Materials Center
OPA LOCKA — Lindsley Home Care Centers
ORLANDO — Moore-Handley
West Building Materials Center
PANAMA CITY — West Bldg. Materials Center
PENSACOLA — Moore-Handley
West Building Materials Center
PERRINE — Lindsley Home Care Centers
PINELLAS PARK — Lindsley Home Care Centers
PLANTATION — Gold Triangle
POMPANO — Lindsley Home Care Centers
POMPANO BEACH — Lindsley Home Care Centers
ROCKLEDGE — U-Shop-Rite
ST. PETERSBURG — West Bldg. Materials Center
SARASOTA — West Building Materials Center
SEMINOLE — Triangle-Pacific
SOUTH MIAMI — All Lindsley Home Care Centers
TALLAHASSEE — Morre-Handley
TAMPA — All Lindsley Home Care Centers
All West Building Materials Centers
TAVERNIER — Lindsley Home Care Centers
WEST FORT LAUDERDALE — Lindsley Home Care Centers
WEST HOLLYWOOD — Lindsley Home Care Centers
WEST PALM BEACH — Lindsley Home Care Centers
West Building Materials Center

GEORGIA
ALBANY — Moore-Handley
West Building Materials Center
ATLANTA — All West Bldg. Materials Centers
AUGUSTA — Barton Bldg. Sply.
COLLEGE PARK — Moore-Handley
COLUMBUS — West Building Materials Center
DECATUR — West Building Materials Center
DORAVILLE — West Building Materials Center
FOREST PARK — West Bldg. Materials Center
GAINESVILLE — West Building Materials Center
GRIFFIN — West Building Materials Center
LITHONIA — West Building Materials Center
LOGANVILLE — West Building Materials Center
MACON — West Building Materials Center
MARIETTA — Moore-Handley
West Building Materials Center
RED OAK — West Building Materials Center
SAVANNAH — West Building Materials Center
SCOTTDALE — West Building Materials Center
TUCKER — Moore-Handley
VALDOSTA — West Building Materials Center
VIDALIA — West Building Materials Center

MARYLAND
ABERDEEN — Moore's
BALTIMORE — Akehurst Lbr.
Dundalk Lbr. Co.
Pulaski Lumber
BEL AIR — The Lumber Yard
CECILTON — Mackies Home Farm Center
COOPSTOWN — Kefauver Lbr.
DENTON — Nuttle Lumber Co.
E. GLENN BURNIE — Jordan Lbr.
LANSDOWNE — Harting Bldg. Supply
MARLOW HTS — Hechinger
ROCKVILLE — Hechinger
SILVER SPRING — Hechinger
SPARROWS POINT — Midway Lumber Company
STEVENSVILLE — Bennett Lbr.
TIMONIUM — Belsinher Paint
W. HYATTSVILLE — Hechinger

NORTH CAROLINA
FRANKLIN — West Building Materials Center

SOUTH CAROLINA
AIKEN — M & M Supply Co.
HOLLY HILL — Holly Hill Building Supply
LAKE CITY — Lake City Building Supply
MYRTLE BEACH — Myrtle Beach Lumber Co.

TENNESSEE
CLEVELAND — West Building Materials Center
CHATTANOOGA — Moore-Handley

VIRGINIA
ALEXANDRIA — Rissco's
Homateria
Hechinger
PETERSBURG — Moore's
SPRINGFIELD — Hechinger
VIENNA — Hechinger
WINCHESTER — Moores Stores

WASHINGTON D.C.
All Hechinger Stores

Just for the fun of it...

have a colorful, joyful, light full patio.

A Filon fiberglass patio roof starts you off on a new way of outdoor living: filled with light and color, made for entertaining, chatting – just lazing.

It's a fresh kind of light – soft, diffused, pleasant – that eliminates darkness in rooms off the patio.

The patterns – there's a whole range of pure, natural colors that fit any landscape. The colors last too. They're chemically locked into the panels for years of non-fading beauty.

It's great for a comfortable, happy, outdoor life. Cost? First class isn't as expensive as it looks.

Get our free Patio Planning Kit, with building plans, from your Building Supply Dealer. He'll tell you what you need to know.

FILON

DIVISION OF VISTRON CORPORATION

12333 S. Van Ness Avenue, Hawthorne, California 90250

***Save $9** on indoor/outdoor electric hibachi just for coming in. Nationally advertised at $21.95 – yours for $12.75 with coupon available at participating dealers. No Filon purchase necessary. Limit: one per family.*

Sears guarantees Super Ready-Stick tiles to stick for 5 years. Or we'll give you new tiles free.

5 YEAR GUARANTEE TO STICK!

SEARS Ready-Stick Tile is guaranteed to stick to the floor for a minimum of 5 years when applied in accordance with the simple installation instructions contained in each carton. Sears will replace the defective Ready-Stick tile free of charge.

Sears doesn't want you to get stuck with a vinyl floor that comes unstuck. So we give you this guarantee as proof that Super Ready-Stick™ Tiles will stay where they're put.

Come take a look at these exclusive patterns. In vinyl asbestos tiles that give you the look of rich parquet in your dining room. Country brick in your kitchen. Or delicate bamboo in your playroom. Six striking patterns, 15 rustic colors. And only Sears has them.

Easy to install too. No messy glues, no expensive tools. No tricky patterns to match. 12 x 12-inch Super Ready-Stick Tiles are self-adhesive. They'll stick to any smooth floor. Even the basement floor over dry concrete.

Come see Super Ready-Stick Tiles at most larger Sears, Roebuck and Co. stores, and in the catalog.

Under $48 for a 9x12 foot floor.

Prices effective through 1972.



The Great Put-Downs. Only at Sears

THE WOMAN DRIVER
By Denise McCluggage

WHAT'S YOUR "EYE Q" BEHIND THE WHEEL?

How well you see—free of obstructions and glare—is a key to how good a driver you are.

"I just didn't see him, officer!" That's the lament after untold numbers of road incidents, from fender nicks to fatalities. Yet objects solid enough to cause an accident when hit by a car simply do not materialize out of thin air. Too many drivers are not looking, or if they are looking, they are not *seeing*.

When you drive, there is enough confusion that's not under your control—kids darting into the street, trucks lumbering out of side roads, rain on grimy streets filming the windshield—without your letting the things that *are* under your control get out of hand. Faulty vision is the cause of far too many preventable accidents. Good eyesight and good visibility, essentials to your being a good driver, are mostly up to you.

VISION VARIANCE

Do you see as well as you should? Adjustable creatures that we are, our eyes can change gradually without our being aware of it, so think a moment: Has the traffic hurly-burly begun to seem even hurlier and burlier? Is everything happening faster? Is the highway department getting more devious in its placement of road signs? Even making them smaller, maybe? Have your eyes checked. That speeded-up-movie view you're getting on your wide-screen windshield could mean you're not seeing things as quickly or as sharply as you once did.

If you've never worn glasses, you might find that the proper pair "slows" things down to a more relaxing level again. If you do wear glasses, possibly it's time for a change.

Also worth knowing about are peculiarities in the way *you* see the world. Tests are the only way to compare how individuals see, since we can't swap eyes. Consider your depth perception. If you discover in a test that you consistently see things as either farther away or closer than they really are, you can learn to compensate for this tendency in judging parking places, the advance of another car, safe braking distances, etc.

If you find that your peripheral vision—the ability to see things out of the corners of your eyes without turning your head—is more limited than it should be, you will know to crank your head farther around and lessen your blind spots.

Your night vision could be below par, too. You might be able to do something about it by increasing the vitamin A in your diet. If that doesn't help, perhaps you should leave the night driving to someone else. And if you are looking for still another reason to give up smoking, experts claim that cigarettes dull your driving vision—day or night—by depriving your brain and eyes of the oxygen they need to function properly.

Your eyesight may be perfect, but you can't see to *see*! Reflections, dirt, obstructions—just seeing out of the windshield is sometimes an achievement in itself. And the people and things drivers often hit seem to lurk in that streaked corner of the windshield the wipers didn't clear properly. Or they dart into the street under the smoke screen of pavement glare.

Rain and road film and sunlight are exterior phenomena and part of the natural hazards of driving, but you do not have to yield to their obfuscating or blinding whims without a fight. Windshield-wiper blades work best when they are young, live rubber. Change them often—it's cheap enough insurance. And don't put up with annoying idiosyncrasies in their wiping technique—have them adjusted. If you know your memory of their quirks won't outlast the particular rainstorm you're driving in, write a giant note to yourself and put it on the steering wheel. Add windshield-washer fluid to the note, too, because that's another item we tend to think of only when we need it and there isn't any.

And at night, it's especially important to keep the windshield clean. You've got to be able to adjust your eyes quickly from the bright glare of oncoming headlights back to the dark road ahead of you. You can't do that easily if the windshield is dirty and the glare of oncoming lights seems to spread out over the whole thing. By the same token, keep your rear window and outside mirror clean, making your rear view as clear as your view ahead. And so that road ahead won't be so dark, make sure your headlights are kept clean and that they're aimed correctly.

UNCLUTTERED SIGHT

To avoid those pesky daytime reflections in the windshield, simply keep everything that might reflect off the ledge over the dashboard—maps, grocery lists, tissue boxes, parking-lot ticket stubs, lone gloves. The ghost of these things seems to hang in filmy duplicate on the windshield, and your eye is distracted by having to look *at* the windshield as well as *through* it—an unnecessary and possibly dangerous burden.

And it should be obvious that keeping your outside view unrestricted by things on the *inside* is of utmost importance. No stickers, except the official ones in their official places. And no baby shoes or the like, dangling from the rear-view mirror, nor plastic dogs nodding away on the dashboard. (In some states, such use of these items is illegal.) And, however deep your religious (continued)

"I can tell you how to place your Long Distance calls so you'll save money. But I can't help you make them."

I'm an operator. And the way to save on interstate Long Distance calls is to dial them direct from your home or office—without involving an operator in the call.

There's no difference in the "quality" of the call, of course. What makes the difference in cost is the fact that you're not involving an operator.

That's why dial-direct rates don't apply to coin-phone, credit-card, person-to-person, collect, and hotel-guest calls, or to calls charged to another number. Because in all these calls an operator must get involved...even if you dial the number yourself. And dial-direct rates don't apply to calls to or from Hawaii or Alaska.

But those are the exceptions. On all other interstate Long Distance calls you dial direct from your home or office without operator assistance, you'll save.

Examples of Long Distance rates for station-to-station coast to coast calls

		Operator-assisted calls	Dial-direct calls	Your discount when you "dial it yourself"
Weekends	8 a.m. to 11 p.m. Sat. and 8 a.m. to 5 p.m. Sun.	$1.40 first 3 minutes	70¢ first 3 minutes	70¢ first 3 minutes
Evenings	5 p.m. to 11 p.m. Sun. through Fri.	$1.40 first 3 minutes	85¢ first 3 minutes	55¢ first 3 minutes
Nights	11 p.m. to 8 a.m. daily	$1.40 minimum call (3 minutes)	35¢* first minute (minimum call)	$1.05 on the minimum call
Weekdays	8 a.m. to 5 p.m. Mon. through Fri.	$1.85 first 3 minutes	$1.35 first 3 minutes	50¢ first 3 minutes

Rates shown (plus tax) are for the days, hours and durations indicated on station-to-station calls. Rates are even less, of course, on out-of-state calls for shorter distances. Dial-it-yourself rates apply on all out-of-state dialed calls (without operator assistance) from residence and business phones anywhere in the continental U.S. (except Alaska) and on calls placed with an operator where direct dialing facilities are not available. Dial-direct rates do not apply to person-to-person, coin, hotel guest, credit card, and collect calls, and on calls charged to another number.

*One-minute-minimum calls available only at the times shown. Additional minutes are 20¢ each.

feeling, it is unlikely that a statue limiting your view is going to be of significant importance in avoiding an accident.

GETTING AT GLARE

But let's say that your eyesight is good, your windshield squeaky clean and without reflections or obstructions, and your line-of-sight to all quarters as good as the designer of your car has allowed—and still you can't see!

Your problem may be that smiling old sun. The day's bright abundance of light has cowed you to a squint. The sunshine bounces off bare pavement, water puddles, snowfields, sandbars, car parts or the bald pates of passing pedestrians! It's overwhelming. And you can actually be blinded by this dazzle for important seconds of "flying blind."

Too much light is just as bad as *no* light, and on an average bright day, there is five to 10 times more light than we actually need—more, indeed, than we can ideally use. But since it is not in the state of the art to put a dimmer switch on the sun, man has devised a simpler method to cope with its blinding generosity—sunglasses.

Once called "eye protectors," they now come in myriad shapes, sizes and colors, collected by the well-shaded according to the demands of their wardrobes. Since these devices are now in the forefront of fad and fashion, we tend to overlook their practical side. Sunglasses are an important aid to good vision and good driving. A case might be made to have the glove compartment, which rarely has gloves in it anyway, renamed "the sunglass compartment," and a selection of good sunglasses kept there for the driver and his passengers.

Why sunglasses? To begin with, proper glasses—no matter what shade—cut down the overall brightness to a comfortable level of illumination that the eye can handle squintlessly. And that means no ugly squint lines! But the advantages are not merely cosmetic; squinting creates tension, tension is tiring, and tired, tense drivers are more likely to have accidents than relaxed ones.

Proper sunglasses are also cooling. If you've ever felt the soothing relief of pressing the cool heel of your hand on highway-weary eyes, you know how refreshing *cool* can be.

Proper sunglasses also shield the eyes from the bombardment of ultraviolet rays—those aging agents of the sun that have come under increasing attack from both eye doctors and skin specialists.

The important thing to ascertain about sunglasses, whether they are plastic or glass, is that they are optically correct—that is, the lenses must be scientifically shaped to follow the curve of the eye and devoid of imperfections that can cause distortion and strain. Price does not necessarily determine whether your sunglasses meet these standards. There are some glasses selling for $2 that do meet them—and others in fancy frames, selling for considerably more that do not. Read the labels and ask questions before you buy. Proper sunglasses don't have to look therapeutic, by the way. Since they come in so many different shapes and colors, they can look good, as well as be helpful.

The advantages of sunglasses are greatly increased if the glasses have polarized lenses. Not only do such glasses cut the overall level of brightness, they virtually eliminate the glare of light bouncing off horizontal surfaces into your eye as well. This dazzling glare is called "polarized light," and it is the always annoying and sometimes dangerous enemy of the driver, the flyer, the yachtsman—anyone who must see beyond the bright wash of light that masks the world. The naked eyes see only a flare of white from a sheet of paper, for instance, instead of what's written on it, or a shimmering haze at a street crossing instead of a child behind it—or, for that matter, the glint off water instead of the fish (continued)

New Tame® Spray-On Creme Rinse

The perfect answer to a tomboy's tough tangles. Any time there's tangles.

Works on wet and dry hair, too.

We made new Tame Spray-On Creme Rinse gentle enough for the finest baby-fine hair, yet effective enough for the toughest tangles. Works beautifully on wet hair after shampoos and between shampoos on dry hair, too. Sprays on clean so it leaves hair clean. The perfect answer for tangle-haired tomboys—and their ex-tomboy mothers.

Sprays away tangles and snarls in a hurry.



The Hide-A-Bed® sofa. 250 models. 400 fabrics. Custom options. $240 to $1200.
And only the Hide-A-Bed sofa by Simmons can give you a Simmons mattress—Regency® or Beautyrest®.

SIMMONS

The Hide-A-Bed Sofa by Simmons.

For decorating booklet, "How to Buy a Sofa," send name, address and 50¢ to Simmons, Dept. G-6, 2 Park Avenue, N.Y.C. 10016.
Sofa shown: Warwick-4. Cover fabric: 6634 Brick, designed by Greeff Fabrics exclusively for Simmons. About $519. From the Golden Value Savings Collection.
Most fabrics protected by ZEPEL Soil/Stain Repeller.

Silva Thins 100's have less "tar" than most Kings, 100's, menthols, non-filters.

And more flavor than all of them.

16 mg. "tar," 1.1 mg. nicotine.*

Menthol too.

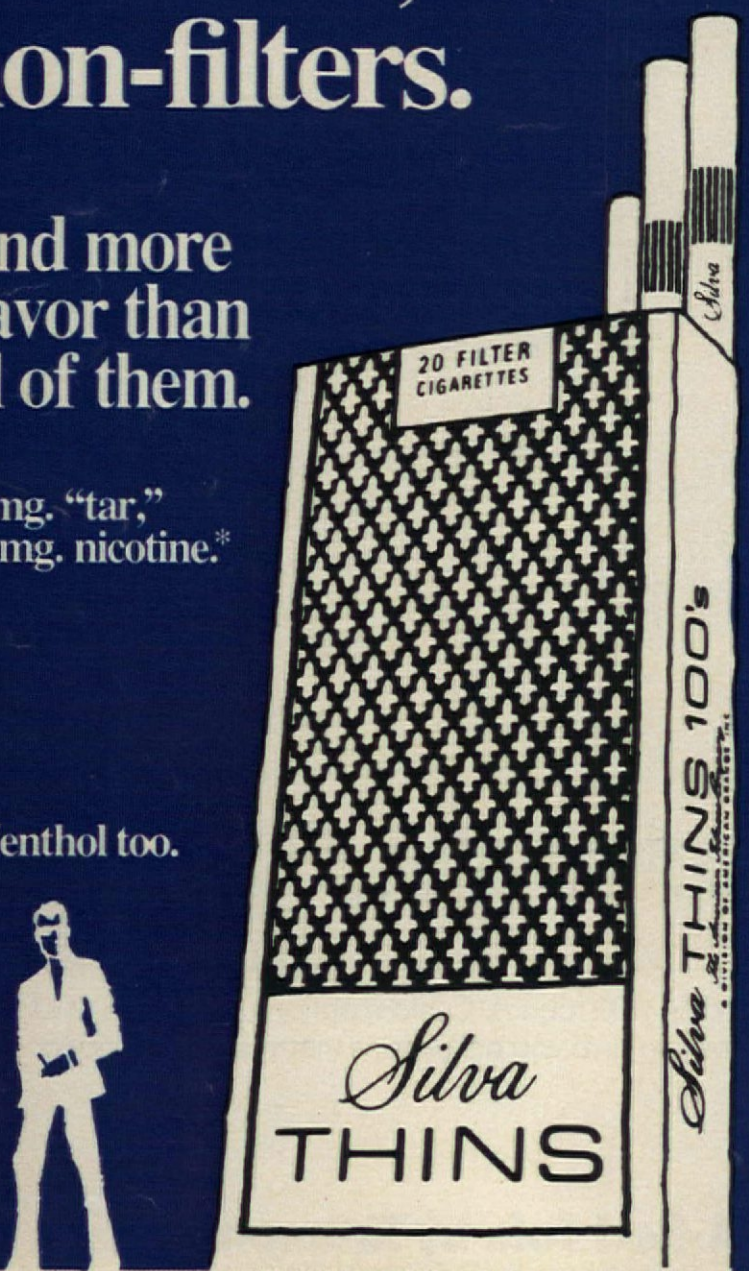

*Filter and Menthol: 16 mg. "tar", 1.1 mg. nicotine av. per cigarette, FTC Report Aug. '71.

beneath. A polarized lens lifts the veil of glare by blocking out more of the bothersome "hot" rays and permitting the useful "cool" rays to pass. Ordinary sunglasses will reduce the glare; polarized glasses can erase nearly all of it.

Dr. Edwin H. Land, whose genius conceived the Polaroid Land Camera, was also responsible for the research breakthrough in the early '30s that made polarized sunglass lenses practicable. By the late '30s, the first Polaroid polarizing sunglasses were being mass-produced. They are now known as Cool-Ray Polaroid Sunglasses, and while they're the leader in the field, they're no longer alone. Other polarized sunglasses include those made by Riviera, Foster-Grant, Opti-Ray, Raytex, Renauld, Ray-Ban and Tropi-cal.

Actually, "sunglasses" is often a misnomer. "Sunplastics" might better describe a great many of the sunglasses that are on the market. But they're not just ordinary plastic. Because the U.S. Food and Drug Administration recently called for certain levels of impact resistance in all eyewear, the plastic glasses are laminated—Cool-Ray, for instance, is scratch-resistant, impervious even to a well-aimed hammer. Such shatterproof protection is important to a driver.

BETTER NIGHT SIGHT

Sunglasses can also help a driver's night vision. Not, heaven forfend, by being worn at night—no matter what relief that rash act might seem to offer from the flash-flash-flash of headlights. Sunglasses should *never* be worn for driving at night, not even those you might see advertised as made specially *for* night driving. Any lens that will appreciably cut down headlight glare will also cut out nearly 75 percent of all light. And as fantastically versatile as the human eye is, losing some three-quarters of its available light in an already low-light situation is asking too much of it.

Sunglasses aid a driver's night vision by protecting his vision during the day. The dark-adjustability of your eyes can be seriously affected by an overdose of Old Sol—particularly in situations with a high ratio of ultraviolet reflection, such as at a beach or in snow. You will be a safer driver on the way home from a day of basking, boating or skiing, if you wear sunglasses during the day.

And if you are driving all day and into the night, wear sunglasses until the sun lowers itself below the horizon. Your eyes will be quicker to respond to changes in light level. Studies have shown that in long exposure to bright sunlight, from 50 to 90 percent of retinal sensitivity can be lost. And this loss can last for hours!

That's plenty of time to hit someone because you "didn't see him." END

* As if 95% weren't enough, we've added 5% vitamins, minerals and other nutrients. No cereal filler, no gravy filler.

Ralston Purina

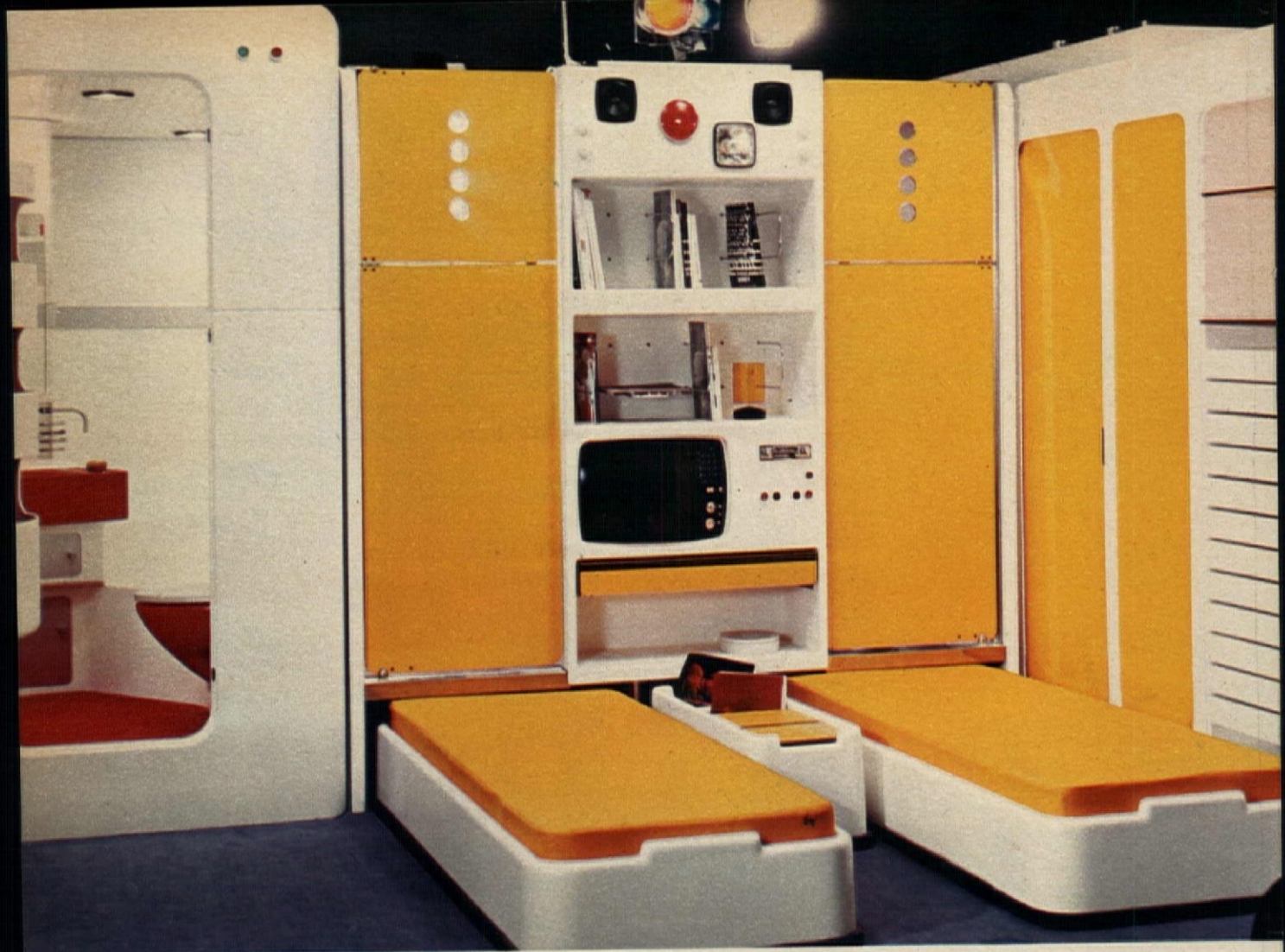

Environment by designer Joe Colombo is one of 11 commissioned for museum show. Most are accompanied by a short film.

THE PLUMB LINE

A top American museum honors the excellence of new and recent Italian design.

When it comes to reshaping that domestic landscape called home, no one during the past 15 years has been as innovative as the Italians. Color and style in furnishings as racy as Ferraris have become a hallmark of the Italian touch.

In recognition of this unique contribution to the new look in contemporary design, New York's Museum of Modern Art is staging an exhibition called "Italy: The New Domestic Landscape." The furnishings and interior environments that fill the museum's galleries and garden from now to September 11 may very well affect the way we all will live in the future, as land, labor and material costs continue to rise. One space saver suggested by the Italians is multi-use furniture. The shiny yellow wood-and-plastic environment above—by the late Joe Colombo, the Leonardo da Vinci of Italy's new design renaissance—can be altered according to the needs of the day. It contains a wardrobe on casters, kitchen, bathroom and all-purpose room with beds, table and built-in clothing and book storage. The kitchen on casters (below, left) folds up into such a compact size and shape that it can wheel into any room of the house. Instant studio apartment (below, right) has seating, sleeping and dining accommodations in a cube, 7 feet square by 4 feet, 4 inches high. —Barbara Plumb

Snaidero's folding, rolling kitchen, created in 1969, is a handsome expedient for functional modern living in limited spaces.

Monoblock "Tuttuno" instant apartment was designed in 1971 by Internotredici. Bed, table, sofa are laminated wood.



Aldo Ballo



"Rajah."
Sears fresh translation of the Far East.

It started at a museum show of India art. This rare lotus-and-arch design shone out, and captured our eye.

From there, it was a matter of turning it into a beautiful bedspread for you. Delicate colors dyed into lustrous taffeta acetate. Backing of sturdy cotton. And unusual square quilting to set off the unique design. Easily dry-cleaned, of course.

"Rajah" bedspreads and matching draperies are at most larger Sears, Roebuck and Co. stores, and in the catalog. At a price that will really please you.

Only at Sears

"Scotch" Brand Plastic Tape...

it's like a can of paint on a roll

It's like a can of paint on a roll! The glossy clear color of paint—seven brilliant colors to be exact. And without the mess or cleanup. You don't even need a brush... just a roll of tape and a project like:

turning a blah waste basket into an art object. *Make up your own design. Flexible "Scotch" Brand Plastic Tape makes even contour patterns like this one possible.*

adding a colorful, bright touch to furniture. *Whether your tastes are Mondrian or Rainbow Pop, "Scotch" Plastic Tape has the color and versatility to create a whole new environment for you.*

identifying your property in your own special way. *Use your initials, monogram or think up a symbol that says "you!" Some families choose a color of tape for each member and identify sports equipment, boots etc. with a simple strip of "Scotch" Plastic Tape.*

Whatever your next decorating project is, remember the can of paint on a roll: "Scotch" Plastic Tape.

"SCOTCH" AND THE PLAID DESIGN ARE REGISTERED TRADEMARKS OF 3M COMPANY, ST. PAUL, MN © 1972, 3M CO.

CALIFORNIA CURRENT

An edible "It," planned landscapes, patio cool-offs and other innovations in living from our West Coast editor

San Francisco is hailed as the home of Oysters Kirkpatrick, sourdough French bread and Green Goddess dressing, but there's one local gastronomic adventure that has never been properly recognized. Its existence has been guarded so tenaciously by natives that only recently, when announcement came that its birthplace would be razed, did any of us latecomers have an inkling of the wonder.

It—and its name is simply and mysteriously the "It's It"—has emanated for 40 years from one of the once exotic, now decaying, refreshment stands of San Francisco's historic Playland at the Beach. It was born in 1930 and delivered by amusement-park owner George Whitney. Today the very mention of its name sets off the salivary glands in a legion of protectors whose childhood Sundays meant a trip out to the "It" stand.

San Francisco's pregnant ice-cream treat

What is the "It's It"? We went out to look for it and find out. And we found it, dispensed in the company of pizza, hot dogs and a choice of pies, by a young Greek-American named George Mavros, who is as proud of the concoction as if he'd invented it himself. "I sell 2,000 every week," he told us. "And I often pack them in dry ice for people who ship them all over the country." The "It," when we slid the paper off, looked like a pregnant ice-cream sandwich. One bite, though, and anyone can understand why the man who bought the Playland site, a native, promises that no matter what he builds there, the "It's It" will always have a home.

For anyone too far away to sample this bit of San Franciscana, Mavros, who learned from the son of its creator, explains that making it is a two-step affair—each one simple. First, glob a scoop of vanilla ice cream between two oatmeal cookies (his, which hint of graham, are secret, but try any good, firm type) and set into the freezer to harden. Second, coat with chocolate sauce and return to the freezer. Then eat. That's "It."

On the ocean side of Los Angeles, there is a long ribbon of land standing naked as a jaybird, except for a few weeds that wave forlornly as feathers. The only activity is the slow, tedious pumping of a couple of old-time oil wells that bless the area. The land is flat, about as interesting as a parking lot. And it is typical of the uninspiring acres that become subdivisions nowadays. It is, moreover, the *before* of a fascinating *after* that lies right across the street—in the new Marina del Rey development called Mariner's Village.

There on 20 acres of the same (continued on page 48)

Birds Eye® Hawaiian Style Vegetables. Taste our carrots, green peppers, pineapple, onion, water chestnuts and a sweet and sour sauce your husband will love.
Close your eyes.
Take a bite. And you'll think you're on an island in the middle of the Pacific Ocean.
Birds Eye® International Vegetables also come in other styles. Parisian, Danish, Bavarian, Spanish, Mexican and Japanese.

GF
GENERAL FOODS KITCHENS



We make it here but it tastes like there

By Dorothy Lambert Brightbill

FLOWER-OF-THE-MONTH KITS

Entertaining for luncheon? Put your best food forward with the dainty Flower-of-the-Month place mats at right. Or for a very special buffet, make a set of 12 dinner napkins, 18 by 18 inches (below, right). All are stamped on 100 percent Belgian linen to be stitched with Peri-Lusta embroidery thread. Each mat has three flowers of the month. Set includes four ready-made moss-green napkins, such as the one at right. Kits have easy-to-follow instructions, color and stitch guides.

Dinner napkins are available in two sets of six each. One set has flowers of January to June—the other, July to December. Below is April, Sweet Pea. Hand hemming or edging with fine lace is needed to give napkins a formal feeling. Lucite love-knot napkin rings in clear or moss-green color (bottom) can also be ordered.

Fill out coupon and enclose check or money order. Sorry, we are unable to handle Canadian or foreign orders.

American Home Dept. 8543
4500 N.W. 135th Street, Miami, Florida 33054

Check items desired:

_____ Kit 61533 Flower-of-the-Month Place Mats, set of 4 mats and 4 green napkins @ $7.98 plus .35 postage ..... $_____
_____ Kit 61534 Six Flower-of-the-Month Dinner Napkins (January to June) @ $7.98 plus .35 postage ..... _____
_____ Kit 61535 Six Flower-of-the-Month Dinner Napkins (July to December) @ $7.98 plus .35 postage ..... _____
_____ Kit 61536 Save $1.33. Order full set of 12 Dinner Napkins @ $14.98 plus .35 postage ..... _____
_____ Kit 61551 Set of 4 clear Lucite Napkin rings @ $3.98 plus .35 postage. _____
_____ Kit 61552 Set of 4 Moss Green Lucite Napkin Rings @ $3.98 plus .35 postage ..... _____
_____ 61014 Colorful catalog of exciting needlework and other easy-to-make kits @ .35 each ..... _____

For great knitting, crocheting, sewing ideas, order
_____ 61507 New Spring/Summer '72 *Ladies' Home Journal Needle & Craft Magazine* @ $1.25 each ..... _____

Sales tax, if applicable _____
Total enclosed _____

☐ Send C.O.D. I enclose $2 goodwill deposit and will pay postman balance plus all postal charges.

You may charge your order.

☐ Master Charge
Acct. No. _____
Interbank No. _____
(Find above your name) _____
Good thru _____

☐ BankAmericard
Acct. No. _____
Good thru _____

print name _____
address _____
city _____ state _____ zip code _____

Ben Swedowsky

Vectra

How we almost lost our umpire to La-Z-Boy on Father's Day.

My husband, Doug, is the greatest umpire in our Little League. And, when the greatest umpire has his heart set on a reclining chair for Father's Day, you get it for him.

So, we gave Doug a La-Z-Boy® La-Z-Lounger with its unique lean-back recliner action, its comfort padded foot rest and lifetime guarantee. La-Z-Lounger was almost too good to be true.

Our Father's Day gift was so good, we almost lost our umpire. Once Doug got into his La-Z-Boy "lap of luxury" he wouldn't get up until dinner.

Now I picked that La-Z-Lounger as a handsome accent to the room—with or without a semi-retired umpire in it.

The fabric is made of Vectra olefin fiber. That means it protects itself against spots, stains, moisture, fade, abrasion. I chose basket weave but even bold plaids and stripes have the same tough resistance when they're made of Vectra.

No wonder it took the entire team to get our umpire out of La-Z-Boy and back behind the plate. They just sat and stared at him, wistfully, until he gave in.

If you want to put your dad on easy seat, give him a La-Z-Lounger with Vectra and let him alone.

LA-Z-BOY RECLINING CHAIRS ON SALE NOW FOR FATHER'S DAY

For free color brochure write LA-Z-BOY Dept. AH 72, Monroe Michigan 48161

Chevron

Chevron Chemical Company Fibers Division, Odenton, Md.

Fake greenery fracas; ecologically balanced bank checks; air conditioning the outdoors

dead, scruffy earth, landscape architect Philip Shipley has produced gently undulating hills, patches of lush, albeit mini, forest and streams with quiet ponds and thundering falls. This is not Disneyland. As a matter of fact, it is a heavily populated apartment complex where, because of Shipley's planning, one never feels as though surrounded by enough people to populate a small city. It is quiet—water sounds muffle telephones, TV's, radios and conversations that fill the air in most such places. With the thought that this kind of planning could produce achievable results at home—in backyards and patios anywhere in the country—we moved in on Shipley, an unassuming gray-haired gentleman with the friendly, open face we've come to associate with landscape people who were ecologists long before the word was lofted. Here's the thinking of a man who believes landscape affects people's moods:

Flat terrain is dull, and too much open space of any kind gets dreary, he maintains. Instead, he opts for small surprises. Where a walk or pathway might be straight (and fast), he lets it wander—"much more fun and good for thinking." Where a vista might be long and ultimately boring, he interrupts with heavy planting: "Clumping material magnifies effect and gives a sense of intimacy." Where a stretch of land might be smooth and level, he sculpts it with mounds of earth and boulders.

On a home scale, this is as simple as reusing the dirt dug up when you plant shrubs and trees. The trick is to place the mounds where they will do the most good. Boulders are generally no problem—a Sunday expedition turns up plenty in rocky fields and dry creek beds. Add water and the result is like a piece of countryside—the kind that makes you feel pleasant, private and peaceful.

Corrupt this approach and apply it no more than two miles away, toward Los Angeles International Airport, and you'll find California's newest monument to plastic. It's a mile-plus strip of plastic-landscaped boulevard divider planted with 900 full-blown, factory-perfect specimens of fake magnolia, laurel, peperomia, pittosporum, ti plant, palm tree, hibiscus and other exotics, their bases blanketed with aggregate sprayed green to look like grass.

Should this provide verification for the disenchanted who think this state is close to plastic anyway, rest assured that even Californians drew the line here. Letters cascaded in from schoolchildren wondering where the birds would nest now (some wag even scattered paper birds among the branches). Incredulous citizens asked about the oxygen—these plants don't throw it off, they cried. Still others raised the question of noise—plastic foliage doesn't absorb it, as the real thing does. The harassed city fathers, whose good intention was merely to cut maintenance and green a culvert, finally sounded retreat. No more plastic. However, a curious traveler needn't rush to see it. The $74,504 worth of man-made plants will survive for some time.

Bank checks in balance with nature? According to a recent mailing from the huge Wells Fargo Bank of stagecoach fame, not only are the new checks made primarily of bagasse, the crushed, juiceless residue of sugarcane, but the bank itself will make ecology donations for all depositors. Each time you purchase a supply of checks, Wells Fargo will set aside 25 cents for any ecology group you designate—the Audubon Society, Save-the-Redwoods League, Nature Conservancy, whatever. Multiply that amount by the number of accounts (which is considerable) and it figures that tens of thousands of dollars may be circulating in behalf of the environment.

If you have daydreamed about stepping out of your air-conditioned house into a patio or garden that is air conditioned too, it's no farfetched dream—not anymore. Thomas Mee, a young man whose Mee Industries near Los Angeles produce instruments that measure atmospheric conditions, has developed a way to air condition the outdoors that is already used commercially and will soon be ready for homeowners. Actually, the miracle is accomplished by a system of strategically placed nozzles that spray a fine mist through the air. As mist evaporates, the space it occupied becomes noticeably cooler. It is quite possible, says Mee, to drop a 115-degree day to a delicious 75, with low operating costs—approximately five cents an hour. The catch—and there is just one—is that because this cooling process depends on evaporation, it takes a hot, dry climate such as parts of California and the Southwest to be effective. But if you're in one of the desert areas, there may well be a cooler outdoor summer in your future.

—Nancy C. Gray

Ceramic tile makes a lot of sense in a lot of rooms besides the bath.

Send us this coupon and we'll send you our new color book that shows the stunning effects you can create with ceramic tile.

It's filled with ideas and pictures of decorative inlays, sculptured murals, unusual floor designs.

Ideas like the beautiful floor design shown here.

Ideas that will turn your home into a showplace.

Send 25¢ to the Tile Council of America, Incorporated P.O. Box 2222, Room 211, Princeton, New Jersey 08540.

Name_____

Address_____

City_____ State_____ Zip_____

Tile Council of America, Inc.

Bye Bye Yellow...

Hello Clear...

A new "Scotch" Brand Tape is here!

New "Scotch" Transparent Tape doesn't show up yellow on the roll or any place else.
And you get 31% more tape for your money—enough extra tape to cover this ad completely 2½ times*.
Could you ask for a better value in transparent tape?

*Comparison based on manufacturer's specifications and suggested retail prices of "Scotch" Transparent Tape Catalog No. 174.

"SCOTCH" AND THE PLAID DESIGN ARE REGISTERED TRADEMARKS OF 3M COMPANY. ©1972, 3M CO.

COLONIAL PATCHWORK QUILT KIT

By Dorothy Lambert Brightbill

People have loved quilts since colonial times when they were pieced together from scraps. We have achieved the charm of those early quilts by coordinating bold colors and old-fashioned prints. Our shortcuts make seaming and quilting easier. Blocks are 7 inches, for fewer seams, and we used the tufting method of securing pieced top, interlining and lining together (interlining, lining and dust ruffle are not in kit). Kit contains 165 patches and easy-to-follow instructions. We used 154 patches for 98-by-77-inch top (below); the rest were quartered for the throw pillow. Quilt fits single or double bed—more dust ruffle shows on the double. Batches of patches may also be ordered—to make a skirt, a shawl or an original design.

Fill out coupon and enclose check or money order. Sorry, we are unable to handle Canadian or foreign orders.

American Home Dept. 8617
4500 N.W. 135th Street, Miami, Florida 33054

Check items desired:

____Kit 61547 Quilt Kit, 165 Patches @ $12.95 each plus .35 postage.....$____
____Kit 61548 Batch of 50 Patches @ $4.98 each plus .35 postage.....$____
____Kit 61553 Patchwork Pillow Kit @ $2.49 each plus .35 postage.....$____
____61014 Colorful Catalog of exciting needlework and other easy-to-make kits @ .35 each..... ____
For great knitting, crocheting, sewing ideas, order
____61507 New Spring/Summer '72 *Ladies' Home Journal Needle & Craft Magazine* @ $1.25 each..... ____
Sales tax, if applicable ____
Total enclosed ____

☐ Send C.O.D. I enclose $2 goodwill deposit and will pay postman balance plus all postal charges.

You may use your charge card.
☐ Master Charge
Acct. No.
Interbank No.
(Find above your name)
Good thru
☐ BankAmericard
Acct. No.
Good thru

print name

address

city state zip code

Ben Swedowsky

Your back will tell you the difference between a Sealy Posturepedic and just any firm mattress.

You can't conquer the world with a morning backache. That's why Sealy Posturepedic® doesn't make an ordinary firm mattress. We created something entirely different—the unique back support system.

Here's how we made it different. First we put in extra coils. And positioned them for more support. Then we firmed up the edges, where ordinary mattresses first start to sag.

And we replaced the old-fashioned box springs with a torsion bar foundation. To work together with the mattress. For more give and take. For better all-around support.

But frankly, we didn't do all this by ourselves. Sealy Posturepedic is designed in cooperation with leading orthopedic surgeons for firm comfort.

The result is a bed that comes with a promise of no morning backache from sleeping on a too-soft mattress. With features so unique we've had them patented.

What's more, you can get all this Posturepedic comfort and support in big modern sizes. The beds that don't end before you do.

An ordinary bed or a Sealy Posturepedic? Your back will tell you the difference. All night. And all day.

Sealy

SEALY POSTUREPEDIC
The unique back support system.

Turn the family room into your family's favorite room. Sears Symbols II Draperies.

Take a marvelous modern design. Create texture and richness with true loom weaving. Choose colors like bright autumn orange, poppy, a bold black and white blend.

Now put Sears "Symbols II" somewhere happy. The family room, of course!

The sturdy Perma-Prest® fabric is a firmly woven cotton and rayon blend that needs no ironing. Just machine wash, tumble dry. And it's backed with Thermalgard acrylic foam to help shut out cold or heat or noise.

And Sears being Sears, the price is right. See "Symbols II" now. At most larger Sears, Roebuck and Co. stores and in the catalog.

Sears

AMERICAN
HOME
June, 1972

GINGHAM SUMMER

Little-girl gingham with shy country ways is taking on sophisticated, big-city airs in today's decorating schemes, especially for crisp, cool-as-sherbet summer accents. Here and on our cover, in mouth-watering pastels, are checks spiced with dashes of dots—some to buy, others to whip up from kits, still more to make or adapt to your own designs, using dress goods, sheets, ribbons and trims. The custom-look, floor-length tablecloth, for example, was born of not-so-plain, everyday sheets cut in four pie-slice wedges. Its sunny accompaniment is a fluffy daffodil cake whose recipe is on page 88. Turn the page for more ginghams and dots—a blend of do and buy—in spirited summer tones. (To get going on gingham, you'll find shopping and crafting tips on page 97.) And to round out your plans for a bright and breezy summer, laze through the grand sandwich collection, frosty cold drink suggestions, furnishings with a refreshing natural look, ceramic tiles that combine age-old elegance and contemporary cool, two swinging hammocks you can make yourself, a wild-flower garden for the taming, new bike-picnic gear, the latest outdoor grills and knockout cookout recipes—all in our colorful salute to the season on the following pages.

continued

Hot dots and bold checks

Ginghamania and dotsmanship can make your home a festival of color. The "Stop and Start" pillow trio at right—in punchy and petite dots—is by Mountain Artisans, Inc., in West Virginia. Their "Fence Rails" quilt (opposite) has the same vibrant colors. Yellow/red bolster tucked away at right (opposite) and green/pink ruffled pillow (bottom) are from Charles Bloom. All are in fine stores. Other pillow and beanbag-frog how-to's, page 97. —Vicki Lynn Crowe

HAMMOCK HANDIWORK FOR LAZY DAYS

By Dorothy L. Brightbill

Knit or paint yourself into this refreshing picture: a hot, lazy summer afternoon and you, swinging in a tree-shaded hammock in your own backyard, with some luscious grapes and a big glass of old-fashioned lemonade for company. Comfortable and handsome, our hammocks take little time and money to whip up.

The lacy-looking beauty at right is knitted of cording. Since you use a simple garter stitch on a pair or enormous needles, the work goes quickly.

The cheerful "Sunflower" below started out as a ready-made, inexpensive canvas hammock from an army/navy store. Decorating it is easy. With a stencil and some acrylic paints, you can complete it in a morning, use it that afternoon. How to's are on page 98.

"Sunflower" (above) looks delicate, but can be a summer stay-out. Stenciled design on canvas hammock is waterproof. Total cost: about $15.

Made with mason line, a highly durable cord, the knitted hammock at right is washable and weatherproof. It also costs $15.



THE BIKE PICNIC

By Christine B. Roth

The bike craze that's sweeping the country is sending summer picnicking into high gear—with food to fit the scene. Modern families in blue jeans and T-shirts scoop up a variety of totables, pack them in hampers and baskets, take to their bicycles and head for the beach, the woods or the park. Or like the lucky Floridians at left, who can cycle year-round in balmy Ft. Lauderdale, they may picnic in a lush grove along the Intercoastal Waterway. Food always tastes better outdoors, and nothing stirs the appetite like brisk pedaling.

Getting it all together for a picnic is simplified if you plan a prepare-ahead menu that assembles in a jiffy in new plastic packable, stackable containers. It's a treat but not really a luxury to have special accessories to make your picnic an easy-do as well as festive occasion. The saucy tablecloth shown was made for about $8 from striped seersucker dress fabric, its pattern achieved by cutting four equilateral triangles and stitching together to form a square. The cloth is stored in a bamboo basket (opposite, left) along with Hallmark's plastic plates and utensils, and Lucite salt and pepper shakers.

Picnics can be less fuss and more fun with reusable, go-anywhere gear, left: Thermos, tiered basket and nest of baskets—a big one flipped over a small one makes a perfect cake carrier—are new Chinese imports. For napkins, cotton dishcloths are a natural, superabsorbent after all the finger food; nonbreakable plastic containers, trays and glasses can also do full-time service at home.

Bike transportation was provided by a white 10-speed Ross Grand Prix racer ($100), a woman's sky-blue Raleigh Sports ($80) and Schwinn's "Slik Chik" ($72) in violet for daring young ladies. Prices are approximate.

Picnic fare picks up and goes with ease. Menu, clockwise from far left: ham and veal baked in a flaky crust; fruit, cheese and crusty bread; hard-cooked eggs with red caviar; mixed vegetable salad*; and for dessert, a rich French butter cake*. (Recipes for starred dishes begin on page 86.)*

PHOTOGRAPHS BY RUDY MULLER

Shopping Information, page 94

By Barbara Plumb

SUNNY DECK HOUSE

"I wanted a place that would be easy to build and maintain, inexpensive and a contrast to living at home," says architect Wendell Lovett. Home for Lovett, wife Eileen and two grown daughters is Bellevue, Wash. For their home-away, they found a waterside acre-plus on Crane Island, which lies between Vancouver Island and the U.S. mainland—three and a half hours away, by car and ferry. Lovett designed what he calls "a glorified tent with a platform" and built it himself with only one paid helper, working weekends during two summers. For economy, nearly half the structure is decked, and instead of bedrooms, there is a sleep loft. Because Lovett was his own contractor and did much work himself, this 370-square-foot house cost him only $6,000.

Blue panel is for privacy, glass panels are for sunlight and tree views. That's the Lovetts' daughter Corrie, 21, at west side of house.

A wok is a wonder for smoke-free deck dining. Above, Chinese pepper steak—sirloin and vegetables in gingery glaze—sizzles over a charcoal glow. To make this dish and its accompaniment, Two-Wine Spritzer, see recipes on page 88.

Walls of red cedar boards mounted diagonally (above, right) echo the house's thrust and slope. Recessed floor is for lounging around Lovett-designed metal fireplace—"like sitting on a log at the beach," he says. The marine chart is of Crane and its surrounding islands.

Wendell Lovett relaxes in sleeping loft (right). It has space for four; blue cotton-covered foam mattresses in living room sleep two. Door leads to kitchen, where Eileen can prepare quick meals.

Fred Lyon

Shopping Information, page 94



Cross-section of inside of east wall shows horizontal kitchen window and irregular side windows (tinted areas). Deck cantilevers 18 feet beyond foundation wall. Structure is suspended by a huge, triangular truss extending from roof peak to beginning and end of deck.



Parsons table with glass-topped, crushed-stone insert, Tyndale, $170

Modular sofa of molded plastic by Douglas Deeds for Gould, Inc., $119, each cushion $20; Inter/Graph plastic storage cart by Joe Colombo, $150

Ash floor lamp with plastic dome, Raymor/Richards, Morgenthau, $50; table lamps: butcher-block base, round linen shade, George Kovacs, Inc., $60; ash base with parchment shade, Tyndale, $60

Slipcovered, chrome-railed daybeds with plastic-laminate table, $1,100; natural-and-white storage/coffee table, Founders, $220

Crudités (right)—crisp, raw vegetables on platter, served with Vinaigrette Sauce—for summer entertaining

Natural-and-white storage unit from Stowaway Collection, Founders, $310; glass-topped rattan coffee table ($210), sled-based rattan chair ($250), from Windwood Collection, Directional

Leather lattice stool ($65) and chair ($84) by David Morgan for Raymor/Richards, Morgenthau; rattan-and-chrome director's chair, Directional, $100; high-back dining chair ($75), folding chair ($55), both in maple, Founders

By Helene Brown

COOL LIVING WITH PALE TONES

Furnishings in natural woods accented with neutral colors lend coolness to a warm season. Our collection, pictured here, mixes maple, ash, butcher block and rattan with white linen and plastic and washable white slipcovers. Seashells, whether in fabric on an oversized pillow or the real things artfully displayed, add to the breezy ambience. Come winter, simply bring in deep, rich colors for slipcovers and pillows to transform cool home into cozy haven. Items shown are in fine stores around the country; all prices are approximate.

Ben Rose
Shopping Information, page 94

Lacquered metal armchairs with cane backs and vinyl seats, Thayer Coggin, $90 each; 70-inch, all-cotton tablecloth, "Target," by Fallani & Cohn, $14

By Lawrence V. Power

TAMED WILD FLOWERS

How wild are wild flowers? It depends entirely on the gardener's state of mind and state of residence. For instance, the Virginia bluebell, a favorite spring wild flower in the South and West, is a much-admired perennial in cultivated flower borders in New England. California homeowners might grow dazzling displays of poppies in their gardens, yet the very same varieties—free from manicuring and restrictions—may cover an adjacent hillside.

Stephanie and Alison Francis romp through wild flowers behind their house in Amenia, N.Y. The field was planted with a mixture of annuals that will self-sow and return, year after year.

In the gardener's lexicon, a wild flower is merely a native or naturalized plant. Thus, daffodils, which were imported to our shores, became wild flowers when naturalized in a forest by a beauty-conscious gardener.

If you have an area, be it pocket-sized or an open field, you can sow or plant a colorful carpet, such as the one pictured opposite. Upkeep is minimal, for sun, soil and rain handle all the problems.

Choose plants that prefer the conditions of the area to be naturalized. Whether you have a marshy meadow, a dry bank, an outcropping of rock or a shady nook, there are flowers that will regard your property as plant heaven. Consider, too, the climate, because weather has the final say as to what flowers will survive.

Basically, there are three ways to develop a wild-flower garden. You can use: 1) seeds you collect yourself or buy from a seed house; 2) plants from nurseries specializing in native materials; or 3) plants collected—with care—from the wild.

Seeding is the best method for covering a large area. If you are long on patience and short on capital, you can collect your seeds. Search out wild flowers growing in your area; mark their location when they are in bloom. When the seeds are mature and almost dry, collect them before the wind blows them away. Bring them indoors and let them dry out completely. Store in an airtight container and plant in the spring.

If you are interested in growing varieties other than what is available locally, seek out sources of wild perennials like bee-balm, for example. Or order a special wild-flower mixture—containing hardy annuals that will self-sow—from a seed house such as George W. Park Seed Co., Greenwood, S.C. 29646. Poppies, nemophila, gaillardia, alyssum, baby's breath, candytuft, Chinese forget-me-nots, portulaca, phlox, dianthus, godetia, balsam and coreopsis were used to create the lavish effect you see opposite. Park sells 1 ounce of this special wild-flower mixture (enough for 1,000 square feet) for $2.95.

This bouquet blends (clockwise from left): frilled, red dianthus; spidery, lavender bee-balm; yellow-centered poppies; fiery gaillardia; white baby's breath; pale blue forget-me-nots; magenta and orange portulaca—all, and more, shown opposite.

Before planting, use a Rototiller, which can be rented from a garden-supply store, to break up the earth. If the area is extremely large, borrow a tractor from an obliging farmer. Mix the seeds with some sand or soil, so they will disperse evenly, and broadcast them over the entire area. Make sure the seeds are pressed into the earth and slightly covered with soil. For a very large planting area, a heavy metal rod or log pulled behind a garden tractor will do. Then pray for rain.

Planting seeds involves the element of surprise: You don't know how much of what kind of plant will grow, or where. Transplanting already-started plants provides more certainty, but it can be an expensive proposition if the plants must be purchased. Wild-flower nurseries offer a wide variety of rare and exotic species, but the cost can run from 40 cents to $3 for a single plant. Thus you may wish to restrict purchases to plantings of small areas. Catalogs are available from most growers.

Here are some specialists to write to for information:

The Wild Garden
Kirkland, Wash. 98033.

Gardens of the Blue Ridge
Ashford, N. C. 28603.

Clyde Robin Wildflowers
Castro Valley, Calif. 94546.

Lounsberry Gardens
Oakford, Ill. 62673.

Ruth Hardy's Wildflower Nursery
Fall's Village, Conn. 06031.

Putney Nursery, Inc.
Putney, Vt. 05346.

The Rock Garden
Litchfield, Maine 04350.

Vick's Wildgardens, Inc.
Gladwyne, Pa. 19035.

Transplanting from the wild is the purist's method of developing a wild-flower garden. It's also the most difficult. Collect in areas where flowers grow in abundance, or be one step ahead of the bulldozer and collect where plants would be displaced. Never take plants that are on protected lists—these vary from state to state, so before you begin collecting, know which plants to leave undisturbed. And always ask permission first.

Spring and fall are the best times for transplanting. When you do, take plants with as much soil as possible, and keep them wrapped in moist burlap or in a plastic bag until you set them in their new home. Few wild flowers enjoy being moved, so take care to match the growing conditions in old and new locations. Until they are established, protect the plants from direct sun and wind, and water.

Once your wild garden is in bloom, resist the temptation to make it neat. The beauty of wild gardens lies in their uncultivated look. Suppress your guilt, and enjoy your garden *au naturel*, the weeds included. After all, one man's weed is another man's wild flower. **END**

Photographer: Larry Couzens
Artist: Betty Frazer

This ceramic-tile spectacular displays the rich variety currently available—from foot-square glazed tile, such as the dazzling sunburst at top, to inch-square white mosaics, such as those mounted on a mesh-backed sheet, opposite, center. Shapes range from curved to linear, textures from smooth to sculpted. A key to sizes, prices and sources of tiles shown—plus installing and decorating tips—begins on page 100.

By Alexandra Walker

TILE STYLE

Ceramic tile is blossoming all over the house—not only in bathrooms, but also in bedrooms, family rooms, living and dining rooms, kitchens, and in a gleaming array of colors, sizes, shapes and textures. Stain- and generally scratch-resistant, ceramic tile cleans without effort and is easy to install—around sinks, on floors, walls and tabletops. (continued on page 100)

Rudy Muller

Summery tabletop, below, was made with 16 4¼-inch-square tiles, easily installed with premixed organic adhesive and white mastic grout. The equally refreshing accompaniment: a half-pineapple filled with blueberries, watermelon balls and pineapple in white wine—1 cup for 3 cups of fruit.

By Jeanne M. Bauer

RED HOTS FOR COOL COOKOUTS

Richard Jeffery



Shown big but really an "intermediate" is Crestline's 16½-pound charcoal hibachi, 12½ by 16½ inches, $10. Charcoal-grill insets: far left top, Rid-Jid, 5 pounds, 17¾ by 7¾ inches, $4; far left bottom, 6½-pound Strand, 11¾ by 16¾ inches, $6.50; left, Shepherd Ball-B-Q, 28 pounds, 48 inches high, $40; above, 3½-pound Structo, 18½ by 10⅛ inches, $4. At right is a Big Boy Gas-Fired Barbeque, 56½ pounds, 31½ inches high, $80. Colors range from greens to hot reds.

Summer and cookouts go together, and today's grills are as varied as all outdoors. "Compacts" of lightweight steel or aluminum are for hikers, campers—anyone who wants a simple portable under 10 pounds. Aluminum or cast-iron "intermediates" are bigger, more durable and have special features. Between 10 and 35 pounds, they are mainly stay-at-homes for patio or yard, but can move around. Sturdy, do-everything "biggies," usually stationary, are of steel, iron or aluminum. They average more than 50 pounds, are ideal when cooking out regularly. What's new and great to cook on grills? See "Grilling With Gusto," page 74.

TREAT YOUR GUESTS TO

Pink Zephyr

Honolulu Fizz

Emerald Swizzle

Rudy Muller
Shopping Information, page 94

By Jacques Jaffry

AN ICY WELCOME

When the day turns out a scorcher, few things are as welcoming to friends and guests as an icy, tall drink to soothe the sizzled spirit. The lighter the drink the better, so start with wine and add the perfect plus—fruit or fruit juice. And cool's the rule—chill the ingredients first, then put together. They should be polar cold to slake a summer thirst; add ice only if people crave the extra touch of tinkling cubes. Recipes for the seven chill factors pictured, and more, are on page 78.

Valencia Delight

Santiago Breeze

Dijon Cooler

Fruited Sparkler

By Frances M. Crawford

GRAND SANDWICH SPLURGE

A sandwich is as special as you make it —hot/cold, hearty/light, his/hers. Add inspiration to your filling, be more imaginative with your biscuit, bread or roll and you can enjoy sandwiches like the ones shown here. The makings begin on page 78.

Irwin Horowitz

Rusk Stacks
He-Man Special
Ham Roll-Ups on
Orange-Cheese

GRILLING WITH GUSTO

Now is the time for all good cooks to move from kitchen to patio, from range to grill. Cooking outdoors —perhaps on one of the grills pictured on pages 68–69—often brings out the creative urge to bedazzle family and friends with something out of the ordinary, such as the herb-stuffed Cornish hens above, barbecuing to perfection on a spit. This recipe and ways to grill other dishes begin on page 80.

Richard Jeffery Shopping Information, page 94

THE UNFORGETTABLE ISLAND

Kraft Thousand Island. Mild tomato taste, blended with golden egg yolk and tart bits of pickle relish. A sprinkling of spices, sweet onion, red pepper and sugar. Unforgettable. Thousand Island Dressing from Kraft. Pour it on tonight, thick and easy. Like almost everyone else does. KRAFT

Division of **Kraftco Corporation**

THE ABC's OF FREEZING FRUITS



Enjoy fully ripe, firm fruits all year by tucking them away in your freezer now. Pick home-grown ones in the cool of the day and refrigerate until ready to use them. Or buy in quantity when at their peak and, if possible, from the farmer or grower.

There are three ways to pack fruits for freezing:

1. WITH SUGAR SYRUP

This method keeps fruit color best but dilutes juice. Use it for less juicy fruits or ones to be used in compotes or desserts.

The syrup is made in three different concentrations:

Light (or 30 percent): 2 cups sugar
Medium (or 40 percent): 3 cups sugar } each in 4 cups cold water
Heavy (or 50 percent): 4 cups sugar

Stir sugar and water until dissolved. It needs no cooking and can be made ahead and refrigerated.

Put ⅓ cup syrup into pint container. Add prepared fruits (see chart below) to container. Add syrup as needed to cover. Leave head space for expansion during freezing. To keep fruits under syrup, put crushed wax paper or plastic wrap on top and seal.

When freezing apples, apricots, peaches and pears, add ascorbic-acid powder to syrup to prevent discoloration. It comes in tablet or crystalline form; use as directed. Or put fruit slices into a citric-acid solution (¼ teaspoon citric acid to 1 quart water) for 1 minute. Drain and pack as directed in chart below. Supermarkets carry a specially prepared combination of ascorbic and citric acids. Follow label directions.

2. WITH DRY SUGAR

This method applies to any fruit or berry and is preferred for fruits you'll use in salads, fruit cups or over cereals. For baking, adjust the recipe to compensate for the added sugar.

Slice fruit directly into container, alternating with sugar. The ratio: ¼ cup sugar per pint or pound of fruit, though you can vary it for taste. Add sugar lightly at first, then increase it near the top. Shake container to distribute sugar.

Or sift ½ cup sugar over 1 quart prepared fruit in a bowl. Fold carefully just until sugar dissolves. Fill containers.

3. DRY PACK—WITHOUT SUGAR OR SYRUP

Most berries (except strawberries), pineapple, rhubarb, cranberries and blanched apple slices can be frozen this way. Fill containers to top. Space around fruit allows for expansion.

FRUIT	METHOD OF PREPARATION	TYPE OF PACK
Apple Slices	Wash, pare and core apples. Slice to desired thickness. To prepare slices, do one of the following: 1. Set slices in a colander and steam over boiling water 1½ to 2 minutes; or 2. Dip raw slices into a solution of 3 tablespoons lemon juice and 1 gallon water for 1 minute. Rinse slices in cold water. Drain.	Pack dry or use 1 cup sugar to 3 cups of apples.
Apricots	Scald 30 seconds. Chill in ice water. Peel, halve and pit.	Pack in cold, medium ascorbic-acid syrup.
Avocado (puree only)	Wash, cut in half and remove pit. Scoop out pulp and mash. Stir in 3 tablespoons lemon juice (or ½ teaspoon ascorbic-acid powder mixed with 2 tablespoons water) for each avocado.	Package in recipe-size amounts.
Bananas	Mash with a little lemon juice.	Package in recipe-size amounts. Use in baking.
Berries	Sort berries, discarding any badly bruised ones. Wash carefully in ice water. Hull. Drain thoroughly.	Pack whole with cold, medium syrup. For crushed or sliced berries, add 1 cup sugar to 5 cups berries. Stir gently and pack.
Blueberries	Sort, wash, drain and package.	Pack dry. No sugar is needed.
Cherries	Wash in ice water. Stem. Sweet cherries need not be pitted, but all others should be.	Sour cherries: add 1 cup sugar to 4 or 5 cups fruit. Sweet cherries: add thin or medium syrup.
Citrus Fruits	Peel. Remove all white membrane and seeds. Section, saving juice.	Sweeten juice to taste and pour over fruit sections.
Citrus Juices	Ream fruit—at low speed if using electric juicer. This will incorporate the least amount of air in the juice. Strain. Chill immediately.	Add sugar to taste. Package and freeze at once.
Cranberries	Sort, stem and wash. Drain well.	Pack dry. No sugar is needed.
Fruit Juices (noncitrus)	Simmer soft fruits until juice is separated from the pulp. Strain through a cloth bag.	Add sugar to taste. It usually takes about 1 cup sugar for each gallon of juice. Pour into container and freeze. Or freeze in ice-cube trays, transfer to bags; return to freezer.
Grapes	Wash thoroughly, stem and drain.	Pack whole in cold, medium syrup.
Melons	Cut in half. Remove seeds. Scoop meat into balls or cut in cubes.	Cover with cold, medium syrup or with orange juice.
Peaches	Prepare 8 to 10 at a time. Peel. Finished product will be better if peaches are not first dipped into boiling water.	Slice into cartons with cold, medium ascorbic-acid syrup. Or pack in dry sugar with ascorbic acid.
Pears	To prepare, either: 1. Wash, pare and core; halve or quarter; or 2. Heat in boiling medium sugar syrup 1 to 2 minutes. Drain; cool.	Pack in cold, medium ascorbic-acid syrup.
Pineapple	Cut off outer rind and eyes. Core. Cut into slices, cubes or wedges.	Add cold, medium syrup to cover, or pack without sugar. Separate slices with double layers of transparent plastic wrap.
Plums and Prunes	Wash. Halve and remove pits.	Cover with cold, medium syrup, or sweeten to taste with sugar.
Rhubarb	Wash. Remove leaves. Cut stalks into 1- to 3-inch-long pieces.	Pack dry or with cold medium syrup. Or make rhubarb sauce; cool; package.

Artist: Robert Frost

The Hotpoint Automatic Ice Bucket. For the family that drinks.

MODEL CSF24K

Anytime you want ice it's right in the freezer door. Just flip open the Exterior Ice Service and help yourself without having to open the freezer.

No more struggling with ice trays. No more spilling water all over the floor as you carry refilled ice trays back to the refrigerator.

You can even take out the whole bin when the call for ice gets heavy. And since the automatic icemaker can make up to 5 lbs. of cubes a day, you have to really try to run out of ice.

Of course, the Hotpoint Side-by-Side never needs defrosting. And the amazing thing about it is that it packs 23.8 cubic feet into less than 36 inches of width. The fresh-food area is a little under 15 cubic feet, while the freezer is over 8.8 cubic feet.

Other features are adjustable cantilever shelves, a convertible meat conditioner that offers different temperatures for produce and meat, adjustable door shelves, and the whole thing sits on wheels so you can move it easily for cleaning behind or waxing under it.

The Hotpoint No-Frost Side-by-Side is indeed a beauty. But it is only one of an entire line of refrigerators made by Hotpoint. And like every Hotpoint appliance—washers, and dryers, air conditioners, ranges, dishwashers, disposers and trash compactors—they are built to last for a life of dependable performance.

And Hotpoint doesn't love you when you buy an appliance and leave you when it comes to service. Should anything keep a Hotpoint appliance from doing its job, one telephone call will bring a Hotpoint factory-trained serviceman to your doorstep. And that's a promise.

Hotpoint. Customer care. Everywhere.

Fast, dependable service.

Hotpoint

A QUALITY PRODUCT OF GENERAL ELECTRIC COMPANY

ICY WELCOME continued from page 70

PINK ZEPHYR
(*pictured*)
½ cup grenadine
2 cups dry vermouth
2 bottles (7 ounces each) carbonated water
Maraschino cherries

Combine grenadine and vermouth in pitcher. Add carbonated water and cherries. Serve in tall glasses over ice cubes. Add a cherry to each glass. Makes about 1 quart.

EMERALD SWIZZLE
(*pictured*)
1 cup green crème de menthe
2 cups dry vermouth
1 bottle (1 quart) carbonated water
Lime slices

Combine crème de menthe and vermouth. Add carbonated water. Serve in tall glasses over ice cubes. Garnish each glass with a lime slice. Makes 1¾ quarts.

VALENCIA DELIGHT
(*pictured*)
½ cup superfine sugar
1 tablespoon vanilla
¼ cup lemon juice
2 cups orange sections
2 apples, cored, quartered lengthwise and sliced
¼ cup brandy
1 bottle (4/5 quart) dry white wine
2 cups orange juice
2 bottles (12 ounces each) carbonated water

Stir sugar, vanilla and lemon juice in pitcher until sugar is dissolved. Add orange sections, apple slices, brandy, wine and orange juice. Stir gently. Refrigerate several hours. Just before serving, add carbonated water. Makes about 3 quarts.

FRUITED SPARKLER
(*pictured*)
½ cup lemon juice
1 cup orange juice
½ cup superfine sugar
1 pint strawberries, washed, hulled and quartered
1 bottle (4/5 quart) rosé wine
1 bottle (4/5 quart) champagne, chilled
2 bottles (7 ounces each) carbonated water, chilled

Place lemon juice, orange juice and sugar in pitcher. Stir to dissolve sugar. Add strawberries and rosé wine. Refrigerate several hours. Just before serving, add champagne and carbonated water. Makes about 3 quarts.

SANTIAGO BREEZE
(*pictured*)
¼ cup lemon juice
½ cup superfine sugar
½ cup brandy
1 quart claret
½ cup sweet vermouth
2 bottles (7 ounces each) carbonated water
Lemon or lime slices

Combine lemon juice and sugar. Stir to dissolve. Add brandy, claret and vermouth. Refrigerate several hours. Just before serving, add carbonated water. Float a lemon or lime slice in each glass. Makes about 2 quarts.

DIJON COOLER
(*pictured*)
2 bottles (4/5 quart each) dry white wine
½ cup crème de cassis
2 lemons
1 bottle (12 ounces) carbonated water, chilled

Combine wine and cassis in pitcher. Stir to mix. Remove rind from each lemon in continuous spiral. Place in pitcher. Refrigerate 1 hour. Just before serving, add carbonated water. Makes about 2 quarts.

PINEAPPLE FROST
1 can (13¼ ounces) pineapple chunks
1 cup port wine
½ pint vanilla ice cream
1½ teaspoons grated lemon peel
Dash of salt
Ground nutmeg

Combine pineapple chunks, wine, ice cream, lemon peel and salt in blender container. Whirl at high speed until mixture is smooth. Pour into pitcher. Chill. Sprinkle with nutmeg before serving or sprinkle each serving with nutmeg. Makes about 1 quart.

HONOLULU FIZZ
1 bottle (4/5 quart) white wine
1½ cups pineapple juice
¼ cup apricot liqueur
1 bottle (7 ounces) carbonated water
Fresh pineapple spears

Combine wine, pineapple juice and apricot liqueur in pitcher. Refrigerate several hours. Just before serving, add carbonated water. Garnish each glass with 1 or 2 pineapple spears. Makes about 1½ quarts.

ORANGE-CRANBERRY REFRESHER
3 cups orange juice
1 bottle (4/5 quart) sweet white wine
1 bottle (1 pint) cranberry-juice cocktail
1 bottle (1 quart) carbonated water, chilled
Thin orange slices

Combine orange juice, wine and cranberry juice. Chill. Just before serving, add carbonated water. Pour into pitcher. Garnish with orange slices. Makes about 3 quarts.

SANDWICH SPLURGE

continued from page 72
(*All pictured except Curried Tuna*)

RUSK STACKS
1 pound bacon
1 jar (16 ounces) pasteurized process-cheese spread
12 tomato slices
12 rusks

Cook bacon until crisp. Drain on paper towels. Melt cheese spread in top of double boiler over hot water. Place 1 tomato slice and a few strips of bacon on each of 6 rusks. Spoon cheese over. Top each with another rusk, tomato slice and bacon. Spoon on cheese. Garnish with parsley, if desired. Makes 6 servings.

HE-MAN SPECIAL
½ cup cider vinegar
½ cup sugar
½ cup chopped celery
1 cup chopped green pepper
½ cup chopped onion (1 medium)
¼ cup chopped pimiento
1 tablespoon caraway seeds
1 can (about 1 pound) sauerkraut, undrained
Sliced rye bread
1 package (4 ounces) Liederkranz cheese
Sliced corned beef

Heat vinegar and sugar in small saucepan until sugar dissolves. Cool. Combine celery, green pepper, onion, pimiento, caraway seeds and sauerkraut in bowl. Add vinegar mixture; mix well. Chill. Makes about 1 quart relish.

To make sandwiches, spread half the bread slices with cheese. Top with corned beef. Mound sauerkraut relish on meat. Top with second slice of bread. Keep any leftover relish refrigerated. It also goes well with cold pork, lamb or beef.

MEAT LOAF WITH MUSTARD PICKLE
1 jar (16 ounces) mixed pickles
Cider vinegar
¼ cup sugar
3 tablespoons flour
2 tablespoons water
½ teaspoon turmeric
½ teaspoon cayenne pepper
1 tablespoon dry mustard
1 green pepper, seeded and cut into strips
1 red pepper, seeded and cut into strips
Large seeded rolls
Lettuce
Sliced cold meat loaf

Drain pickles. Measure juice; add vinegar to make 1 cup. Heat vinegar mixture and sugar until sugar dissolves. Blend flour and water to a smooth paste; stir into vinegar mixture. Cook, stirring constantly, until mixture comes to boiling. Boil 1 minute. Add turmeric, cayenne, mustard, and green and red peppers. Simmer 5 minutes. Pour over pickles; stir well. Cool; chill. Makes about 1 quart mustard pickle.

Split rolls. Put a lettuce leaf on bottom of roll. Top with slices of meat loaf. Mound mustard-pickle mixture on meat. Add top of roll. Refrigerate any leftover mustard pickle. It also goes well with cold pork, lamb or beef.

HAM ROLL-UPS ON ORANGE-CHEESE
1 package (8 ounces) cream cheese, softened
1 teaspoon grated orange peel
2 tablespoons undiluted frozen orange-juice concentrate
8 square slices pumpernickel or whole-wheat bread
8 large slices, thin boiled ham

Combine cream cheese, orange peel and juice; mix thoroughly. Spread on pumpernickel or whole-wheat bread. Cut each slice in thirds. Cut each ham slice in thirds; roll up; place on cheese. Makes 8 servings.

continued

We've Re-made The Spreadables from the Dressing Up.

(You'll Love the Result!)

Lighter, Better Tasting Dressing

You'll love the delicate flavor of this new dressing. It's creamy but light. Adds just the right amount of zest.

Chunkier Meat Salads

They're chunkier, meatier tasting—more like your own meat salads.

More Meat Flavor

Because the dressing is lighter, it brings out the flavor of the quality meat. Chicken, ham, turkey or corned beef.

Good, Rich Color

Makes you hungry just to look at them!

10¢ OFF STORE COUPON **10¢** OFF

Save now on **The Spreadables** Meat Salad Sandwich Spreads from Carnation.

083-2

To Grocer: This coupon is redeemable for 10¢ (plus 3¢ handling) through Carnation salesmen, or if mailed to CARNATION COUPONS, Box 171, Pico Rivera, California 90660, provided it has been used for the purchase of a package of The Spreadables in accordance with this offer. Any other use constitutes fraud. Invoices proving purchase of sufficient stock to cover coupons presented for redemption must be shown on request. Void if use is prohibited, taxed or otherwise restricted by law. Limit: one coupon per family. Cash value 1/20¢. Carnation Company, Los Angeles, California.

083-2

10¢ OFF **10¢** OFF

The Spreadables® is Carnation Company's registered trademark for its meat salad sandwich spreads.

What makes Wonder Bread so fresh?

Ever wonder why Wonder Bread is always fresh? Because every loaf is wrapped warm from the oven in our Sta-Fresh bag. Then rushed into a bakery truck while it's still warm. So you can be sure Wonder's always fresh in the store. Wonder Enriched Bread—not just fresh and delicious...it's also good and nutritious.

Wonder helps build strong bodies 12 ways.

ITALIAN STEAK SANDWICH

1 pound beef tenderloin, cut in ¼-inch-thick slices, or 1 pound thinly sliced, cooked roast beef
2 tablespoons butter or margarine
1 green pepper, seeded and cut in strips
1 red pepper, seeded and cut in strips
2 medium-size onions, sliced
1 bottle Italian-style salad dressing
4 six-inch-long hard rolls
Red wine vinegar

Brown meat lightly in butter or margarine in skillet. Remove meat from skillet; cut in ½-inch-wide strips. Return meat to skillet. Add peppers, onions and dressing. Simmer 5 minutes. Split rolls. Spoon meat mixture onto bottom halves. Add top. Serve with wine vinegar to be sprinkled on meat mixture for added flavor. Makes 4 servings.

CURRIED TUNA

1 can (6 to 7 ounces) tuna, drained and flaked
1 can (8 ounces) pineapple chunks
2 stalks celery, chopped
2 tablespoons chopped onion
1 teaspoon prepared mustard
½ teaspoon curry powder
½ cup dry-roasted peanuts, coarsely chopped
Mayonnaise or salad dressing
Lettuce
12 slices whole-wheat toast

Combine tuna, pineapple chunks, celery, onion, mustard, curry powder and peanuts in medium-size bowl. Mix gently. Stir in just enough mayonnaise or salad dressing to moisten mixture. Arrange lettuce on half the toast slices. Mound tuna mixture on lettuce. Top with second slice of toast. Makes 6 servings.

SANDWICH SPLURGE continued

SHRIMP WITH CUCUMBER AND DILL

1 pound shrimp
2 cucumbers
1 package (8 ounces) cream cheese, softened
¼ cup chopped onion (1 small)
¼ cup mayonnaise or salad dressing
¼ teaspoon garlic salt
Few drops green food coloring
Whole-wheat bread slices
Sprigs of fresh dill

Cook, shell and devein shrimp. Chill thoroughly. Pare and chop cucumbers; drain on paper towels. Combine cream cheese, onion, mayonnaise or salad dressing, garlic salt and cucumbers. Tint a delicate green with food coloring. Cut bread into rounds with a large plain or scalloped cookie cutter. Spread rounds with cream-cheese mixture. Top with shrimp. (Size will determine how many.) Garnish with dill. Makes 10 to 12.

CHEESE-GLAZED CRAB MEAT AND AVOCADO

1 can (7½ ounces) crab meat, drained, boned and flaked or 1 package (8 ounces) frozen crab meat, thawed and drained
1 teaspoon finely chopped onion
1 tablespoon catsup
2 tablespoons mayonnaise or salad dressing
Salt
Pepper
6 English water biscuits (4-inch)
1 avocado, peeled and sliced
3 slices American cheese, halved

Combine crab meat, onion, catsup and mayonnaise or salad dressing. Add salt and pepper to taste. Top each biscuit with an avocado slice. Spoon crab-meat mixture onto avocado. Top with half slice cheese. Broil 4 to 5 minutes or until cheese melts. Makes 6 servings.

GRILLING WITH GUSTO continued from page 74

SPIT-ROASTED ROCK CORNISH HENS (*pictured*)

6 Rock Cornish hens (about 1 pound each), thawed
Salt
Pepper
6 sprigs of parsley
3 bay leaves
1 tablespoon dried tarragon leaves, crumbled
6 green onions
¼ cup melted butter or margarine

Wash birds; pat dry. Sprinkle cavities with salt and pepper. Put 1 sprig of parsley, ½ bay leaf, a pinch of tarragon and 1 green onion in each bird. Truss. Sprinkle with salt and pepper. Secure birds on spit, balancing evenly. Brush with melted butter or margarine. Adjust spit 4 to 5 inches from coals. Place foil drip pan under birds to catch drippings. Roast 30 to 40 minutes, basting occasionally with drippings and remaining butter or margarine. Makes 6 servings.

continued

FROZEN PASSION

LET PROCTOR-SILEX FREEZE YOUR FAVORITE SODA POP INTO THIS CRAZY, NEW DESSERT.

Gone on Grape? Crazy for Cola? Batty about Birch? Whatever your soda pop passion, here's a cool, new way to enjoy more of it. There's some kind of magic between soda pop flavors and Eagle Brand* Sweetened Condensed Milk. Merge them and a little miracle happens. The pure, whole milk in the red-and-white can is pre-cooked, sweetened and condensed to a flavor and consistency that marries perfectly with soda pop. It's like love. There's no explaining it. It's Frozen Passion.

WORLD'S SIMPLEST RECIPE:
Pour 2 cans of Eagle Brand Sweetened Condensed Milk and two 28 oz. bottles (or four 12 oz. cans) of soda pop into freezer drum and let the Proctor-Silex Freezer do the rest. Makes two quarts of Frozen Passion in minutes.
If you don't have an electric ice cream freezer, make Frozen Passion in the freezer compartment of your refrigerator. Pick up a recipe at your supermarket. For small families, cut the recipe in half.

SAVE $10. PROCTOR-SILEX 6 QT. ELECTRIC ICE CREAM FREEZER.

$13.95* (plus 2 Eagle Brand labels.)

$23.95 comparable value

PROCTOR-SILEX DOES IT ALL! Exclusive offer. Harvest gold bucket, handsomely decorated with American eagle. Polypropylene assures leak-proof strength and insulation. Rugged and easy to keep clean. UL listed. Mail this order form with check or money order, payable to:

Proctor-Silex Freezer Offer
Box 2739
Philadelphia, Penna. 19120

Enclosed are 2 labels from Eagle Brand Sweetened Condensed Milk with $13.95* check or money order. (No cash, please.) Please send Proctor-Silex Electric Ice Cream Freezer to:

Name_____
Street_____
Town_____ State_____ Zip_____

Please allow four weeks for delivery. Offer valid only with Eagle Brand labels. Continental U.S. only. Offer void where taxed, prohibited or otherwise restricted by law. *Add state and local taxes, where applicable. Expires Dec. 31, 1972.

Rubbermaid Bathtub Appliqués. They help make your bathtub a safer place.

When you use Rubbermaid Bathtub Appliqués, you don't have to worry so much about a slippery, wet tub. They come in all sorts of

pretty shapes and lots of different colors. A nice way to add a decorative, protective touch to your bathroom.

We help around the home.

Rubbermaid

© 1972 by Rubbermaid Incorporated, Wooster, Ohio 44691

SPIT-ROASTED SPARERIBS

6 to 7 pounds spareribs
1 cup apricot preserves
½ cup orange juice
2 teaspoons prepared mustard
¼ teaspoon ground ginger

Parboil spareribs 30 minutes or roast at 350° for 45 minutes. Drain well. Combine apricot preserves, orange juice, mustard and ginger in small saucepan. Simmer 2 to 3 minutes. Brush partially cooked ribs with basting sauce. Place on grill, 5 to 7 inches from coals. Broil until golden glazed and fork tender, turning and basting frequently. Thin remaining glaze with additional orange juice and serve as a sauce with meat. Makes 6 to 7 servings.

SPIT-ROASTED SHOULDER OF PORK

½ bunch of parsley, well washed and drained
1 tablespoon dried basil, crumbled
2 large cloves of garlic
1 shoulder of pork (about 4 pounds), boned
Salt
Pepper

Remove stems from parsley. Place parsley, basil and garlic on board. Chop finely. Spread mixture evenly on inside of pork shoulder. Sprinkle with ½ teaspoon of salt and dash of pepper. Roll up meat. Tie securely with clean, white string. Rub outside of meat with salt and pepper. Secure roast on spit, balancing evenly. Insert meat thermometer in thickest part of roast, making sure thermometer doesn't touch spit. Adjust spit 5 to 6 inches from coals. Place foil drip pan under roast to catch drippings. Roast 1½ to 1¾ hours or until thermometer registers 170°. Makes 6 to 8 servings.

GRILLING continued

BARBECUED CHICKEN

3 broiler-fryers (2¼ to 2½ pounds each), split
¼ cup melted butter or margarine
2 tablespoons bottled steak sauce
¼ cup undiluted frozen orange-juice concentrate
¼ cup catsup

Wipe chickens with damp cloth. Brush with melted butter or margarine. Place halves, cut side down, on grill 3 to 4 inches from coals. Broil 10 minutes on each side. Combine steak sauce, orange juice and catsup in small bowl. Stir until well blended and smooth. Brush chicken halves generously with sauce. Continue broiling for 5 minutes on each side or until chickens are tender. Makes 6 servings.

BROILED MARINATED LAMB STEAKS

1 cup finely sliced onion (1 large)
1 cup pure vegetable oil
¼ cup lemon juice
¼ cup minced green onions
1 bay leaf
¼ teaspoon dried oregano, crumbled
1 tablespoon peppercorns
1 tablespoon salt
6 lamb steaks (½-inch-thick each)

Combine onion, oil, lemon juice, green onions, bay leaf, oregano, peppercorns and salt. Mix well. Place meat in large bowl. Pour marinade over. Cover. Refrigerate several hours or overnight, turning meat occasionally. Place meat on grill, 2 to 3 inches from coals. Broil 2 to 3 minutes on each side or to doneness desired. Makes 6 servings.

MARINATED STEAK

2 cups sliced onions (2 large)
1 cup dry white wine
½ cup pure vegetable oil
¼ cup cider vinegar
1 tablespoon dried tarragon, crumbled
1 tablespoon salt
¼ teaspoon pepper
4- to 5-pound chuck steak, 1½ inches thick

Combine onions, wine, oil, vinegar, tarragon, salt and pepper. Mix well. Place steak in shallow stainless steel or enameled pan. Pour marinade over. Cover. Let stand several hours or overnight, turning meat occasionally. Broil 3 to 4 inches from coals, 5 to 7 minutes on each side for rare, 9 to 10 minutes for medium. Makes 6 servings.

continued

Yesterday, you married off your youngest child.
And today it's back to the way it all started.
Dinner alone with the man you love.

It's a good day for Stouffer's.

Lobster Newburg. One of 35 Stouffer's Frozen Prepared Foods.

Stouffer's

A Special New Offer!

MEDIEVAL 13TH CENTURY CLOCK TOLD COLUMBUS THE TIME!

ANCIENT TIMEPIECE MODEL REALLY WORKS

AN OUTSTANDING VALUE
$6.98
SUPPLIES LIMITED AT THIS INTRODUCTORY PRICE!

FEATURES INCLUDE:

- MAGNIFICENT 1½ FOOT HEIGHT
- ROSEWOOD FINISH
- BALANCED COUNTERWEIGHTS
- CLASSIC ROMAN NUMERALS

Do your clock watching with the timepiece that was already an antique when Henry VIII was having matrimonial problems and Christopher Columbus was sailing across the ocean. This exposed wheel train-type model is a perfect working replica that keeps time. Of course there is only one hand because the minute hand wasn't invented until a century later. It operates with balanced counterweights that control the tick-tock mechanism that adds to the charm of this conversation piece. Classic old style Roman numerals on a 7" dial. All expertly toned in traditional rosewood hue. 18" high excluding weights. Assembles in less than a half hour without glue or nails.

MAIL 10 DAY NO-RISK COUPON TODAY!

GREENLAND STUDIOS
9182 Greenland Building, Miami, Florida 33054

Please rush me my Medieval Clock. I understand if not delighted, I may return it for a complete refund. Enclosed is check or m.o. for $_____.

____Medieval Clock #12196 @ $6.98 plus 75¢ post.

☐ SEND C.O.D. I enclose $2 goodwill deposit and will pay postman $4.98 balance plus all postal charges.

☐ SAVE $1.50. Order 2 for only $13.96 and we pay the postage. Extra clock makes a great gift.

You May Charge Your Order
☐ DINERS CLUB
☐ BANKAMERICARD
☐ AMERICAN EXPRESS
Acct. No._____
Good Thru_____
☐ MASTER CHARGE
Acct. No._____
INTERBANK NO._____
(Find above your name)
Good Thru_____

Name_____
Address_____
City_____ State_____ Zip_____

☐ SPECIAL CUCKOO CLOCK OFFER: Fully assembled 17th Cent. hand-painted wood reproduction with precision movement and coo-coos every 15 min. (#10440) $9.98+95¢ post.

BROILED CORN IN HUSK
(pictured)
6 ears of corn
¼ cup melted butter or margarine

Gently fold back husks on corn. Remove silks. Brush ears with melted butter or margarine. Fold husks back in place. Tie at ends with string. Place on side of grill over medium-high heat. Cook, turning occasionally, 30 to 40 minutes or until kernels are tender.

SLICED ONIONS AND POTATOES IN FOIL
2 cups sliced onions (2 large)
4 large potatoes, pared and cut in ¼-inch-thick slices
1 tablespoon celery salt
Dash of pepper
½ cup melted butter or margarine

Combine onions, potatoes, celery salt, pepper and melted butter or margarine in large bowl. Toss well. Divide mixture in 6 portions. Wrap each portion in a square of heavy-duty foil. Bury packages in hot coals. Cook 30 to 40 minutes or until potatoes are tender. Makes 6 servings.

BARBECUED ONIONS
6 medium Bermuda or yellow onions, peeled
1 tablespoon curry powder
2 tablespoons lemon juice
1 teaspoon salt
¾ cup melted butter or margarine

Remove a ¾-inch-wide cylinder lengthwise, from center of each onion with corer or small knife, without going all the way through. Stir curry powder, lemon juice and salt into melted butter or margarine until well blended. Pour 2 tablespoons of butter-curry mixture in cavity of each onion. Wrap each onion securely in an 8- to 10-inch square of heavy-duty aluminum foil, keeping cut side up. Place packages to one side of grill over medium-high heat. Bake 40 to 50 minutes or until fork tender.

RATATOUILLE
1 small eggplant
2 zucchini
1 cup sliced onion (1 large)
2 green peppers, seeded and cut in ¼-inch-wide strips
1 clove of garlic, finely minced
4 tomatoes, quartered
¼ cup pure vegetable oil
⅛ teaspoon pepper
¼ teaspoon sugar
1 teaspoon salt
2 tablespoons chopped parsley

Peel eggplant. Quarter lengthwise. Cut in ⅛-inch-thick slices. Wash zucchini. Cut in ⅛-inch-thick slices. Combine eggplant, zucchini, onion, green peppers, garlic and tomatoes. Add oil, pepper, sugar and salt. Toss until well mixed. Divide mixture into 6 portions. Wrap each portion carefully in a 16-inch square of heavy-duty aluminum foil. Allow enough space for steam expansion. Place packages to one side of grill over medium-high heat. Cook 30 minutes or until zucchini is tender. Open packages. Sprinkle with parsley. Makes 6 servings.

continued

In today's world, it's nice to know there are still dinners your family will love for less than two dollars.

They aren't ordinary meals either. But something the kids will enjoy as much as your husband. We call them our Budget Dinners. Because they only cost about $1.85* each including milk for everyone. With plenty to serve a family of four easily.

These meals are designed to be made with Minute® Brand Rice. It's not only quick and easy to prepare but it absorbs the flavor of whatever you make. Isn't it good to know in today's world there are still some things you can count on?

Beef & Rice Skillet Fiesta.

1 pound ground beef
1 tablespoon salad oil
¼ cup diced onion
2 teaspoons salt
1 teaspoon chili powder
¼ teaspoon pepper
1 can (16 oz.) tomatoes
1 can (12 oz.) whole kernel corn
1½ cups bouillon**
½ cup thin strips of green pepper
1½ cups Minute® Rice

**Or use 1 bouillon cube dissolved in 1-1/2 cups boiling water.

Brown meat quickly in oil in skillet, leaving meat in coarse chunks. Add onion; cook over medium heat until onion is tender. Add seasonings, tomatoes, corn, and bouillon; bring to a boil. Stir in green pepper; boil again. Stir in rice; cover and simmer 5 minutes. Fluff with fork. Makes 4 servings.

Tuna & Rice Baked Delight.

1½ cups water
1 can (10½ oz.) condensed cream of mushroom soup
⅓ cup finely chopped onion
1 tsp. lemon juice
¼ tsp. salt. Dash of pepper
1½ cups Minute Rice
1 package (10 oz.) Birds Eye® 5 Minute Sweet Green Peas, partially thawed
1 can (7 oz.) tuna, drained, flaked
½ cup grated Cheddar cheese

Combine water, soup, onion, lemon juice, salt, and pepper. Bring to a boil, stir occasionally. Pour half of mixture into a greased 1½-qt. casserole. Add rice, peas and tuna. Add remaining soup mixture. Sprinkle with cheese. Cover; bake at 375° for 20-25 minutes, stirring once after 10 minutes. Makes 4 servings.*U.S. Dept. of Labor estimated national average retail food prices December 1971.

GF GENERAL FOODS KITCHENS

Minute Rice®. Delicious rice every time.

Minute is a registered trademark of General Foods Corporation.



BROILED EGGPLANT

2 cloves of garlic, finely minced
½ cup pure vegetable oil
1 large eggplant
Salt
Pepper
½ cup grated Parmesan cheese

Combine garlic and oil. Stir well. Let stand 1 hour at room temperature. Cut unpeeled eggplant in ¾-inch-thick slices. Brush slices with flavored oil. Sprinkle with salt and pepper. Place on grill, 4 to 5 inches from coals. Broil 5 minutes. Turn slices over using a broad spatula. Sprinkle top, cooked sides with grated Parmesan cheese. Broil 2 to 3 minutes more or until eggplant is just tender when tested with a two-tine fork. Remove from grill. Serve immediately. Makes 6 servings.

(All recipes pictured)

HAM AND VEAL IN CRUST

1 cup butter or margarine
4 cups sifted all-purpose flour
1 egg
½ cup cold water
1½ pounds boneless veal shoulder
1½ pounds cooked ham
½ cup brandy
½ cup minced shallots or green onions
¼ teaspoon leaf thyme, crumbled
Dash of pepper
2 large sour pickles, each cut lengthwise in 6 strips
1 egg, well beaten
½ cup chicken broth
1 envelope unflavored gelatin

Cut butter or margarine into flour in large bowl with pastry blender until mixture resembles cornmeal. Beat 1 egg slightly with cold water. Pour into flour mixture. Blend with fork or rubber spatula. Shape into a ball. Knead on lightly floured surface 1 to 2 minutes. Reshape into a ball. Sprinkle with flour. Wrap in transparent plastic wrap. Chill at least 2 hours.

Cut veal and ham into 1-inch cubes. Place in bowl. Add brandy, shallots or green onions, thyme and pepper. Mix well. Let stand 1 hour, stirring occasionally. Drain meat mixture, reserving marinade. Cut off ¼ of pastry; reserve. Roll out remaining pastry on lightly floured surface to 12-by-16-inch rectangle. Line lightly greased 9x5x3-inch loaf pan with pastry. Pastry should extend about ½ inch over edge of pan. Trim off excess; set aside. Roll out reserved pastry into 9-by-5-inch rectangle.

Heat oven to 375°. Arrange layer of meat mixture in pan. Place a few strips of pickles over meat. Continue layering meat and pickle strips until all ingredients are used, ending with a layer of meat. Fold pastry edge over meat. Brush edge with beaten egg. Place 9-by-5-inch rectangle of pastry over filling. Press both pastry layers together. Make a ¼-inch hole in center of pastry cover. Insert a small funnel of aluminum foil as a vent. Brush pastry cover with beaten egg. If desired, roll out pastry trimmings. Make cutouts with pastry wheel or knife. Press onto pastry cover in design. Brush with beaten egg. Bake 1 hour and 30 minutes or until pastry is golden. Remove from oven. Let cool 15 minutes. Remove foil vent.

Combine chicken broth and reserved marinade in saucepan. Add gelatin. Heat, stirring constantly, until gelatin is dissolved. Pour mixture through small funnel into cutout in top of crust. Refrigerate overnight. Before serving, run metal spatula around edge of pan. Unmold. To take on a picnic, wrap in heavy-duty aluminum foil or slice; form into loaf; wrap. Makes 8 servings.

MIXED VEGETABLE SALAD

1 teaspoon prepared mustard
⅔ cup pure vegetable or olive oil
⅓ cup wine, tarragon or cider vinegar
1 teaspoon salt
¼ teaspoon pepper
1 basket cherry tomatoes
1 can (about 1 pound) artichoke hearts, well drained
1 cup pitted ripe olives, drained
1 cup stuffed olives, drained
1 large cucumber, sliced

Combine mustard, oil, vinegar, salt and pepper in screw-top jar or blender. Shake or whirl to blend. Combine remaining ingredients in large bowl. Add dressing. Toss gently. To take on a picnic, pack in a container with a tight-fitting lid. Makes 6 to 8 servings.

continued

Wiss shears help Donald Brooks turn design into dynamite.

Designer Donald Brooks.
The name sizzles with fashion. And with quality.
Brooks insists on quality and so he insists on Wiss—the quality cutting tools he can count on. He knows that we've been in the business for over 100 years; that our shears and scissors simply cut better and last longer.
And Brooks enjoys a selection of tools as broad as any around. Shears and scissors that snip, clip, cut, rip, zig, zag, scallop,—just to mention a few.
So do as Donald Brooks does.
Take up with Wiss. And cut out your own niche in fashion.

WISS®
J. WISS & SONS, CO.
NEWARK, N. J. 07107

Nature's pep pill

Pills are polished. Sun-Maid® Raisins are wrinkled, moist and marvelously sweet. They taste like a treat, but every handful gives you a little spurt of natural energy—to help you through a mid-morning lag or afternoon let-down.

And you can tuck the little red Sun-Maid boxes into a purse, a pocket or a lunchbox. For good, honest pep. For a nod to Mother Nature. She gave Sun-Maid the best upbringing a food ever had.

FRESH ENERGY FROM SUN-MAID

A Special Introductory Offer for only $2.98

60 PROFESSIONAL OIL PASTELS

New Professional Dustless Type

A huge assortment of pastels with no two colors the same. These professional dustless pastels can be mixed and blended but never make a mess. They are as convenient as pastels yet have the brilliance and color depth of oil paints. Sticks will not crumble or break easily and can be used on paper, board, cloth, stone or plaster. They are excellent for quick sketches as well as finished drawings and paintings. You may also use turpentine to blend colors and heighten the oil effect. Completed oil pastel paintings do not require fixing and can be framed like a water color painting. Non-toxic composition makes them perfect for adults or young "Picassos"! Great for portraits, landscapes, anything at all. A great gift and a great buy for only $2.98.

OFFER WILL NOT BE REPEATED THIS SEASON

Supplies are limited and orders will be filled first come, first served so we urge you to order right now to avoid disappointment. The price is right and offer will not be repeated this season.

MAIL 10 DAY NO-RISK COUPON TODAY!

PALM CO., Dept.9183, 4500 N.W. 135th St., Miami, Florida 33054

Enclosed check or m.o. for $_____
Please send items checked. I understand if not delighted, I may return any item for a complete refund.

_____Oil Pastel Sets (#9760) @ $2.98 (Add 50¢ postage per set)
_____Large 9x12" Artist's canvas boards (#11487) @ 2 for $1. or 5 for $2. ppd.
_____Large 9x12" heavy pastel art paper pads of 25 sheets (#11488) @ $1. per pad or 3 pads for $2. ppd.

NAME_____

ADDRESS_____

CITY_____ STATE_____ ZIP_____

☐ SAVE $1. Enclose only $5.96 for 2 Oil Pastel sets and we will pay the postage. Extra set will make a wonderful gift.

FRENCH BUTTER CAKE

1 pound butter or margarine
6 egg yolks
4 cups all-purpose flour
1 teaspoon salt
1½ cups sugar
1 tablespoon vanilla
¼ cup orange liqueur or rum
1 egg, well beaten

Heat oven to 350°. Cream butter or margarine in bowl. Beat in egg yolks. Mix well. Sift flour and salt onto board or into large bowl. Make a well in the center. Put sugar and egg-yolk mixture in well. Mix with flour gradually until blended. Mix in vanilla and orange liqueur or rum. Knead dough well. Turn into 9x9x2-inch pan. Spread evenly with spatula. Brush with beaten egg. Bake 1¼ to 1½ hours. Cool in pan. Cake keeps several weeks wrapped in foil.

CHINESE PEPPER STEAK

(*See "Sunny Deck House," page 61*)

1 sirloin steak (about 2 pounds), 1½ inches thick
¼ cup pure vegetable oil
1 clove of garlic, crushed
1 teaspoon ground ginger
3 green peppers, seeded and thinly sliced
2 large onions, thinly sliced
¼ cup soy sauce
1 can (8 ounces) tomato sauce
½ teaspoon sugar
6 green onions, cut in 1-inch pieces
1 can (6 ounces) water chestnuts, drained

Trim all fat from steak. Freeze steak 1 hour (this makes it easier to slice). Cut in ⅛-inch-thick slices. Heat oil in wok or large skillet. Add garlic and ginger. Add steak slices. Cook rapidly 1 minute or until meat is light brown, stirring once or twice. Remove meat with slotted spoon. Add green peppers and onions to fat left in pan. Cook 2 minutes, stirring often. Add soy and tomato sauces and sugar. Simmer 3 to 4 minutes. Add meat, green onions and chestnuts. Cook 1 minute or until meat and vegetables are heated through. Makes 6 servings.

TWO-WINE SPRITZER

(*See "Sunny Deck House," page 61*)

Pour 1 bottle (4/5 quart) claret, chilled, 1 bottle (4/5 quart) Rhine wine, chilled, and 1 bottle (12 ounces) carbonated water, chilled, into pitcher. Add lemon slices. Makes about 2 quarts.

DAFFODIL CAKE

(*See "Gingham Summer," page 53*)

Prepare 1 package angel-food cake mix according to package directions. Divide batter in half. Fold ¼ teaspoon yellow food coloring into one half. Spoon batters alternately into 10-inch tube pan. Spoon in second layer, putting yellow on white and white on yellow of first layer. Bake, cool and remove from pan as directed. Stir just enough milk into 1 cup sifted confectioners' sugar to make a good pouring consistency. Tint with green food coloring. Drizzle over cake.

Breakfast Insurance

Real breakfast nourishment-without a big breakfast



Carnation instant breakfast mixed with milk has as much protein, vitamins, minerals and food energy as a poached egg on toast, two strips of bacon and a glass of orange juice.

For active people, real breakfast nourishment is a "must." But some mornings are too rushed for regular breakfast. That's when Carnation instant breakfast can help. It's breakfast insurance. Milk contributes substantial nutrition. Read our label. Carnation instant breakfast supplies the rest of the protein, vitamins, minerals and food energy. It all adds up to as much nourishment as the bacon-and-egg breakfast on the left. Keep Carnation instant breakfast on hand. It's breakfast insurance for the whole family.

Carnation® instant breakfast, Carnation Company, Los Angeles, Calif.

FOIL SCULPTURE KITS

Avid do-it-yourselfers will welcome this contemporary art form, designed by the well-known sculptor William Friedle. These three-dimensional wall sculptures give an impression of depth and weight, yet they are so light they can be secured to the wall with a special transparent adhesive tape. The units are created of heavy-gauge aluminum foil. The precut parts are simply pressed out and bent along scored lines, and all parts are joined together with the tape. No tools are necessary; all materials are furnished in the kit. Easy-to-follow instructions are included, allowing you to duplicate the sculptures pictured or fashion your own works of art. The colors on the foil simulate the soft, luxurious tinting of acid staining and oxidized metals. Two or more sculptures may be arranged to complement one another, or you can create one very large composition, as the modular frame bars slide together. These beautifully proportioned sculptures will provide a rich accent and contemporary flair in most room settings. "Garden Life" and "Sea Life" (top) each measure 16 by 23 inches. "Square Planes" (bottom) is available in two sizes: 32 by 23 inches and 21 by 15 inches.



Fill out coupon and enclose check or money order. Sorry, we are unable to handle Canadian or foreign orders.

Home Project Kits Dept. 9178
4500 N.W. 135th Street
Miami, Florida 33054

Check item(s) desired:

__Kit 61425 Garden Life (upper right)
@ $7.95 plus .35 postage ..... ____
__Kit 61426 Sea Life (upper left)
@ $7.95 plus .35 postage ..... ____
__Kit 61427 Square Planes (large)
@ $12.95 plus .35 postage ..... ____
__Kit 61428 Square Planes (small)
@ $7.95 plus .35 postage ..... ____
__61014 Catalog of other kits @ .35 each ..... ____
Sales tax, if applicable ..... ____
Total enclosed ..... ____

Send C.O.D. I enclose $2 goodwill deposit and will pay postman balance plus all postal charges.

Use your Charge Card for any purchase over $4.98

☐ BankAmericard Acct. No. _____
☐ Master Charge Acct No. _____
Interbank No. (Find above your name)
_____
Good Thru _____

_____
print name
_____
address
_____
city state zip code

For people who can't leave well enough alone, look what you can do with a Banquet® Salisbury Steak.

Salisbury steak. Great as it comes from the Banquet package and maybe even greater when you fancy it up. All you need are a few minutes and this easy recipe:

Take one Banquet Salisbury Steak Dinner from your freezer. Heat 25 minutes, then add ½ crushed garlic clove to gravy. Add orange juice to potatoes, top with grated orange rind. Add a pinch of thyme to peas and carrots, top with butter. Saute Salisbury Steak in Worcestershire sauce, butter and oregano, then heat dinner for additional 10 minutes. Banquet. When you start with great food you end with a great meal.



Banquet Foods Corporation, St. Louis, Missouri 63101

New shapes to be in... from

FASHIONTIME

PRINTED PATTERN

PATTERN F-430

Stunning classic design. Slim skirt follows body outline, slit front assures freedom of movement. beltline is set in at waist with mock button-on panel. Modified stand-up collar frames the neckline. Size 14 takes 3⅛ yards of 45-inch fabric.

PATTERN F-700

Perfectly slenderizing, a lovely shape to be in for any occasion. V neckline trims down to kimono wrap closing, with striking contrast treatment. Back zipper controls fit. Short sleeves or sleeveless. Size 14 takes 2½ yards of 44-inch fabric for short sleeves, 2⅜ yards for sleeveless, and ⅝ yard for contrast trim.

Standard body measurements for size 14 are: Bust 36, Waist 27, Hips 38 (new sizing).

Why not order your patterns for *both* of these charming dresses. They're easy to make, easy to wear. Just mail the coupon today.

FASHIONTIME PATTERN
235 EAST 45TH ST., NEW YORK, N.Y. 10017

Send $1.00 plus 25¢ for postage and handling in cash, check or money order for each pattern ordered.

PATTERN F-430	PATTERN F-700
SIZE 10 ☐	SIZE 10 ☐
SIZE 12 ☐	SIZE 12 ☐
SIZE 14 ☐	SIZE 14 ☐
SIZE 16 ☐	SIZE 16 ☐

☐ Yes, I'd also like to have your selection book of 60 latest patterns for which I enclose $1.00.

Name _____ Please print – it prevents errors

Street Address _____

City _____

State _____ Zip _____

Be sure to include your Zip Code – it means faster delivery of your pattern. AH-672

Pretty eyes aren't just prettily made-up eyes. They have their sparkle insured by good health habits and their surroundings gently cared for so that skin stays smooth and supple.

The skin on your eyelids, unlike that on the rest of your body, is thin and delicate, containing no oil glands at all. This fragile area is dependent on you for lubrication.

During the day, under makeup or without it, be sure to wear some sort of protection against dryness. Dab a moisturizer on lids, at outer corners and along the high point of the bony ridge beneath your eyes, where lines like to collect. Blot the excess with tissue.

When it's time to remove eye makeup, do it with anything *but* soap and water, which are very drying to the eyelids. Recommended: a creamy cleanser or a special eye-makeup remover. The key word is "gentle." Apply remover with cotton or a tissue, close your eyes and *gently* wipe eyelids and lashes. The traditional eye-makeup removers, though a bit goppy, are gentler and more lubricating than the newer detergent types, which are nonoily and can be rinsed off with water.

A new anti-wrinkle in the take-it-off category is Coty's Equasion Duo-Cleanser. What makes it "duo" is that the same 4-ounce jar holds a central core of super-rich oily eye-makeup remover and a surrounding ring of fluffy cream to remove face makeup. It's $3.75. If you have some eyelash fallout or breakage, remember to leave a bit of remover oil or eye cream on your lashes overnight.

And *just* for overnight, there are special eye creams—very rich concentrations of oils—that you finger-pat on. As the warmth of your skin softens and melts the cream, take a minute to work it in around your eyes with a little gentle massage: Make circles from inner to outer corners above the eye, and from outer to inner corners below the eye. Tissue-blot the excess. A good new nighttime eye treatment is Bye-Lines NightCare Cream for Eyes, by Elizabeth Arden, at $7.50 for 1 ounce. Or, next time the Avon Lady calls, try Avon's extra-rich Eye Cream, 6/10 ounce for $2.

Because your eye area is so sensitive, it often reacts uncomfortably to ingredients that wouldn't cause trouble elsewhere on your body. So your first contact with a new cream should be during waking hours, when you can watch what's happening. Or take a patch test, which can alert you to possible sensitivity: Apply some cream to the delicate skin inside your elbow, and watch for irritation during the next 24 hours.

But don't forget that eye beauty depends on lots of other things besides makeup and creams. Some villains are eyestrain, tension and the glare of the sun—all of which can put premature crinkles around the eyes. The nearsighted squint isn't pretty, so if you suspect you need glasses, have your eyes checked. And if you *know* you do, wear them! A little vanity can cause a lot of squint wrinkles over a period of time. So can too much sun, which can make your skin age and grow crinkly too soon. Toast, but don't broil, and be sure to apply a sunscreen to your eyelids, even when you wear sunglasses (at high noon the sun can beam right down behind them and scorch your lids).

Whether or not you wear eyeglasses, close work can be a strain. The lens of your eye is surrounded by a ring of muscles; when you look off into the distance, these muscles relax. But when you're looking at something close by, they tense up. Every now and then take time out from your reading or crewel-work and rest your eyes by looking off into the distance. Then place cupped palms over your eyes for a minute or two and look at the blackness. Another refresher: Open eyes wide, scrunch them closed, open again, blink rapidly a few times.

Blinking speeds up production of the tears that cleanse and brighten your eyes; actually, these tears are better for you than occasional eye drops because they bathe your eyes *constantly* and contain a potent germ-fighter, too.

A refreshing, nonmedicinal eye brightener that's more than worth the 10 minutes or so it takes is a tiny catnap with something cool and soothing—like two cotton pads wrung out in cold water—on your eyes. Some more elaborate variations on cotton pads: Aziza's Refreshant Eye Pads with Natural Herbal Extract, particularly cooling when you've stored them in the refrigerator ($2 for a jar of 65 pads); Neutrogena's Smog Soothers, six little eye masks in foil packets so you can take them traveling ($2); Germaine Monteil's Regime Fresh-up Eye Pads, cushiony, cooling pick-me-ups ($7.50 for eight).

If you find yourself tensing up and haven't the time to calm down with a nap and/or eye pads, try this eye exercise: Keeping your head still and muscles relaxed, look straight up, then straight down; all the way to the left, then all the way to the right. Now make circles (with just your eyes): left, up, right, down. Reverse. This exercise strengthens the muscles around your eyes and helps untense them, which means your skin will smooth out instead of crimping into a worried frown. Let your eye muscles grow accustomed to the new exercise; build up to 10 times each session, but only after a few days. Then make it a daily part of your grooming routine. Like a smoothing eye cream, it's a good foundation for your prettiest summer makeup. END

For the double ring of confidence... Colgate with MFP fluoride!

A Colgate family is a confident family.

You get fluoride confidence from Colgate's clinically tested and proven MFP fluoride formula. Only Colgate has it. And no toothpaste fights cavities better.

You get mouthwash confidence, too. Colgate's concentrated mouthwash ingredients freshen breath as long as a leading mouthwash.

Two kinds of confidence from one great-tasting toothpaste.

© 1972, Colgate-Palmolive Company

"Colgate with MFP fluoride has been shown to be an effective decay-preventive dentifrice that can be of significant value when used in a conscientiously applied program of oral hygiene and regular professional care."—Council on Dental Therapeutics, American Dental Association

What Has the World Done to Your Complexion Today?

Sometimes it seems as if many elements are conspiring to make your skin drier than it ought to be. The dirt in the air, sudden changes of temperature, excessive wind or sun can all combine to leave your skin lacking in needed moisture. As a result, you look older than you would like, as the dryness accents little wrinkles and makes them more noticeable.

You should be delighted to discover the secrets of a unique beauty blend, available here in the United States as Oil of Olay moisturizing lotion. It has helped lovely, younger-looking women in all parts of the world combat the problems of daily living that can dry out the complexion.

Oil of Olay very quickly penetrates the important surface layer of the skin, helping to maintain the delicate balance of oil and moisture which is necessary for a more youthful-looking skin bloom. This is especially important after nature's own supply of vital skin fluids begins to diminish with the passing of the years.

The natural ingredients in Oil of Olay also set up an effective barrier that helps retain the skin's own moisture, adding to the more youthful, dewy appearance of your complexion.

Most women notice a difference in the suppleness and smoothness of their skin quite quickly after beginning to use Oil of Olay, especially when it is applied regularly in a twice-daily beauty ritual. Once at night before retiring. Once again in the morning.

You may want to use this beauty blend in the morning only as a moisturizer. But it is also an ideal makeup base. Because it penetrates quickly and spreads evenly, your cosmetics don't streak, separate or change color. Rather they remain fresh-looking for hours, all the while Oil of Olay is cherishing and protecting your skin.

Beauty Hints

Lips need special pampering to keep them soft and attractive. Always apply a liberal amount of Oil of Olay while treating the rest of your face. The moisturizing lotion will provide a superb base to assure a long-lasting natural-looking application of lipstick.

* * *

Never ignore the little lines around your eyes, where age often seems to show itself earliest. Very gently pat on Oil of Olay® in this area which welcomes special attention.

SHOPPING INFORMATION

Merchandise listed here is available in leading department and specialty stores. If you cannot find it, write to American Home, Reader Service, 641 Lexington Ave., New York, N.Y. 10022. Items not listed may be privately owned or custom made.

HAMMOCK HANDIWORK
Pages 56-57: *All sources Ft. Lauderdale, Fla.:* Tray, glass, The Paper Tree; wicker stool, Wicker World.

THE BIKE PICNIC
Pages 58-59: *All sources Ft. Lauderdale, Fla.:* Bicycles, Ocean Bicycles, Arrow Service, Arnie's Cyclery, Inc. *All sources N.Y.C., unless otherwise noted:* Tortoiseshell bike basket, Tablerie, Inc.; tiered bamboo basket, Lucite salt and pepper shakers, Let Em Eat, Inc.; bamboo thermos, white plastic trays, Bloomingdale's; Chinese baskets, Azuma, Bloomingdale's; plastic dishes, utensils, Hallmark Cards, Inc.; purple plastic glasses, Fitz & Floyd Plastics, Dallas, Tex.; Rosti Melamine canisters, Rainbow Wood Products, Inc.; seersucker tablecloth fabric, Concord-Mills.

SUNNY DECK HOUSE
Page 61: Goblets in food inset, Georg Jensen, N.Y.C.

COOL LIVING WITH PALE TONES
All sources N.Y.C., unless otherwise noted.
Page 62, top left: Kachina plates by Independence Stoneware, Parsippany, N.J.; goblets, wooden-handled flatware, Bonniers. **Center left:** Throw made of seersucker from Charles Bloom, Inc. **Bottom:** lamp, Bonniers; pillows by Accessories In Fur for Bloomingdale's; flatware, salad plates, The Pottery Barn; napkins, Fallani & Cohn, Inc. **Page 63, top left:** Seashell pillow fabric, Cyrus Clark Co., Inc.; seashells in cylinder, Collector's Cabinet for Odyssey House; shells in cabinet, on table, Seashells Unlimited, Inc. **Bottom:** Teapot, cups, saucers, "Generation" by Dansk Designs, Ltd., Mt. Kisco, N.Y.

ICY WELCOME
Pages 70-71, from left: "Kitchen Chemistry," The Pilgrim Glass Corp., Moonachie, N.J.; 2nd from left privately owned; pitchers by Boda, Orrefors, Kosta from Georg Jensen, N.Y.C.; Johansfors pitcher, Design Research, N.Y.C.; Holmegaard pitcher, The Pottery Barn, N.Y.C.

GRILLING WITH GUSTO
Page 74: Atlanta Cue-Cart barbecue grill with rotisserie attachment, The Atlanta Stove Works, Atlanta, Ga.

To change or correct your address

Attach label from your latest copy here and show new address below—include zip code. When changing address please give 8 weeks' notice.

All correspondence relating to your subscription should be accompanied by your address label. If you are receiving duplicate copies, please send both labels.

Address all inquiries to:
American Home, P.O. Box 4568
Des Moines, Iowa 50306.

Subscription prices:
U.S. and Possessions and Canada: One year $4.00.
Pan American: $5.50. All other countries: One year $6.00.

Name_____
please print
Address_____
City_____ State_____ Zip_____

Postmaster: Send form 3579 to American Home, P.O. Box 4568, Des Moines, Iowa 50306.

General Electric Ranges with Total-Clean™ Ovens clean parts of an oven others expect you to clean.

All ovens that claimed to clean themselves aren't created equal. What's the difference? One works by heat. While the other, called "continuous cleaning," depends upon a dark-colored porous enamel. This porous surface is designed to soak up splatter and grease as you use the oven. But since many parts of the oven can't be made with this porous finish, you're expected to lend a hand.

The General Electric Total-Clean self-cleaning system is completely automatic. It cleans the entire oven interior. All you do is latch the door and set the control. Spills, greasy spots and oven soil are decomposed by the heat. General Electric pioneered the Pyrolytic self-cleaning oven, so it's probably no surprise that we have the largest selection of Total-Clean Ovens.

P-7 plus double ovens

The J797 Americana® The lower oven has the P-7® Total-Clean System. Removable panels and shelves in the upper oven can be cleaned in the P-7 Lower oven. Other features include: dependable solid-state oven temperature control, Sensi-Temp™ automatic surface unit with griddle, automatic rotisserie, meat thermometer, infinite heat surface units, two picture window doors. Available in Harvest, Avocado or White.

P-7 free-standing models

The J757 is a free-standing 30" model. In addition to the P-7 Total-Clean Oven, you get solid-state oven temperature control, no-drip cook-top, with Sensi-Temp automatic surface unit and griddle, automatic rotisserie, meat thermometer, infinite heat surface units and picture window oven door. Available in Harvest, Avocado or White.

P-7 top and bottom wall ovens

The JK29 is a 27" built-in double-oven with two Total-Clean Ovens. Other features: dependable solid-state oven temperature control, picture window door in both ovens, easy-set oven timer, rotisserie, and automatic meat thermometer. Counter top surface units with matching exhaust hoods are available. All in Harvest, Avocado or White.

Customer Care Service Everywhere.

This feature goes with every P-7 Total-Clean range we sell. This is our pledge: that wherever you are or go you'll find an authorized GE serviceman nearby. Should you ever need him.

GENERAL ELECTRIC

Good Housekeeping Bulletin Service
959 Eighth Avenue
New York, N.Y. 10019

Enclosed is my check or money order for $12.95 for the *Jeweled Fruit* kit.

Name_____

Address_____

City_____

State_____ ZIP_____

AH-6

Allow four weeks for delivery.

MAKE THESE ORNAMENTS IN MINUTES FOR DAZZLING CENTERPIECES OR DECORATIONS

It's so easy! You simply use straight pins to attach sequins and beads to Styrofoam forms. Included in *Jeweled Fruit* kit: beads, sequins, pins, forms, plastic greenery and directions for making the following 14 fruits: one pineapple, one pear, one banana, two peaches, two oranges, two lemons, two apples, three plums. To order kit, use the coupon.

Your bathroom should look as nice as the rest of your house.

So Aurora lets you decorate your bath with The Thick Tissue. In beautiful Soft Prints and subtle Pastels, it's two layers thick, soft and strong.

Soft Prints in pink, blue, and yellow. Soft Pastels in pink, blue, yellow, green, and white.

Aurora, The Thick Tissue.

Mazola® 100% golden Corn Oil

Dresses salads right!

Mazola brings out the natural freshness in all your salads. You know, all vegetable oils don't come from good wholesome corn. But Mazola does! It's 100% golden Corn Oil, so it blends right with salad dressing ingredients—enhances the taste of herbs, seasonings, and spices. Tonight, dress *your* salad right with Mazola!

Free "Cook With Love" Cookbook from Mazola!
To order this book of exciting Mazola recipes, simply send your name and address plus 1 label from Mazola Oil to Cookbook, Box 307, Coventry, Connecticut 06238.

Herbed French Dressing

¾ cup Mazola Corn Oil	1 teaspoon paprika
¼ cup wine vinegar	1 teaspoon dry mustard
1 clove garlic, split	½ teaspoon tarragon
1½ tablespoons sugar	½ teaspoon thyme
1 teaspoon salt	½ teaspoon oregano
	¼ teaspoon pepper

Measure all ingredients into jar. Cover tightly; shake well. Chill; remove garlic. Makes 1 cup. Serve on fresh, crisp salad of greens, carrot curls, cherry tomatoes, sliced radishes, scallions and cucumber.

MAZOLA—HIGH IN POLYUNSATURATES, TOO.

Best Foods, a Division of CPC International Inc. CPC International

THE LIGHT TOUCH

By Marcia Spires

Take a good look at the lighting in your home. Isn't it about time you made a few changes?

The trouble with most lighting is that it's either too conspicuous ("Good Lord, what a glare in here!") or too *in*conspicuous("Did you see my glasses?").

People are so accustomed to the lighting in their homes that they really don't look at it. Try seeing your lighting as a stranger would: Is the house a spooky, shapeless hulk at night? Is the living room shadowy? Is the view to the garden no view but a black hole?

Luckily, abominable lighting is much easier to fix than many structural oversights. With modern lighting elements and a little ingenuity, you can even fake a "built-in" look; you can beef up wiring, add outlets and fixtures, all with minor damage to walls. You should call in a professional for the actual wiring job, however. Most local regulations require it. (If you do the work yourself, remember that local law most likely requires that it be inspected.)

But where do you begin? Lighting solutions are usually divided into general lighting (so you can find your way around) and task-oriented lighting (so you can see to read, sew, work, whatever). The deficiency of this approach is that it leaves to chance the *feel* of lighting. It's best to work with the goal of finding an aesthetically pleasing scheme, and fill in the rest as needed.

Showing off a house to good advantage is often a matter of lighting that bathes a whole area, not just the objects the eye comes to rest upon. Light can make rooms seem more spacious; it can divide spaces or guide the eye to a focal point.

Obviously, a room must be suitable for a variety of situations and for the tastes of various members of the family. You need not just lighting, but *flexible* lighting. A variety of fixtures must be provided to be used singly or in unison. And dimmer switches (also called rheostats) can help achieve a number of effects from the same fixture. In a large city you can hire a lighting consultant to do all this for you. If you're going it alone, you can get good ideas by studying the model rooms in your local department store. And utility companies may have people who can advise you; call them. Forget about lumens and footcandles—if you set an overall plan and go at it a step at a time, you won't need to get so technical.

Look around your house for light-improvement ideas. Here are a few to start with:

- Home builders usually provide kitchens with one overhead light. So, no matter where you stand, assuming you are working at a counter facing the wall, you are in your own shadow. Solution: Add lighting under overhead cabinets, and a separate light in the dining area.
- You need lighting around the mirror in the bathroom, if you don't already have it. Incandescent light is best—fluorescent tubes have a way of making the healthiest faces look ghostly. Put a separate light in the bathing area.
- One hallway we know of was given a soft light by installation of wooden molding near the ceiling line; lights were put in on the ceiling, and a perforated pegboard was laid from one molding to another. Lighting created a filigree effect.
- In a kitchen, a row of ordinary graters —the square kind used for making coleslaw—can be attached to a board and a light bulb placed inside each of the graters. They are a good imitation of Mexican pierced-tin lanterns.
- Brighten a closet with a battery-operated light that attaches to the wall.
- Light up a dark corner in a stairway or hall by using fluorescent tubes vertically; shield them with wooden slats.
- You can enliven a dull room by covering one wall with a translucent glass or plastic sheet set in a wooden frame; place lighting behind it. (This is a good idea for a basement recreation room.)
- A fireplace can be highlighted with small spotlights installed in the ceiling and pointed to bring out the shadows in the brick or stone.
- You've got an empty corner? Bring it to life by placing an uplight (an inconspicuous tin-can affair directed toward the ceiling) to highlight a large plant and throw shadows.
- Emphasize your artworks with spotlights mounted on ceiling tracks. These don't have to be built-in—some new ones easily bolt into place.
- For an interesting lighting effect, use fluorescent lights inside window frames; at night or in a dark apartment, the windows will not be just black squares.
- Add overall lighting to a room by installing a dropped ceiling with a translucent panel.
- Try ultramodern plastic light-up tables, cubes and pedestals instead of more conventional fixtures.
- Use pink incandescent lights in the dining room to make food look delicious.

In drawing up your overall plan, you should also think of lighting in terms of home safety. Consider all the times you've stumbled through a room trying to find a light switch. A safely lighted house has a switch near (not three feet away from) every doorway. And remote-control switches allow you to operate any or all lights from one master switch. The stairways should have light switches at top and bottom, and those small plug-in lights that last forever are great for hallways and bathrooms.

Crime rates go down when better lighting is installed on dark streets, and for the same reason, a burglar is less likely to enter a lighted house. So leave lights on when you go out, or install automatic controls that turn selected lights on and off according to a schedule.

Safety is also a factor in outdoor lighting. Lighting in the garden, either for entertaining or to enhance the view from inside, protects your grounds from prowlers. And guests are less likely to stumble if you have lights along the path to your door. Be sure to have lights near steps, doors and garage, too. Consider floodlights for overall illumination and smaller lights for emphasizing shrubs and trees.

Low-voltage outdoor lighting is easy to install. You simply spread the wire along the ground and clamp the lights onto the wire. But be careful: Make sure the equipment you choose is intended for outdoor use. The reason is simple—weather. All electrical devices used outside must be properly weatherproofed. This includes switches, lamp sockets, convenience outlets, floodlights, motors and wiring. You will need the proper-size wiring for the length of the run and a protective fuse system. Have a professional advise you.

Buy only when you've worked out a lighting plan. And when you go to the store, take along a tape measure and some graph paper, so you can figure out how tall that beautiful lamp is going to look in your living room. (Store ceilings are high; what seems like a small lamp there can be monstrous at home.) Also check the wattage of the bulb used in the store. The lamp may look great with the dim bulb usually provided in the display model, but you'll be using a brighter bulb at home, and it may glare.

Finally, when you've made your purchases and overhauled your lighting, invite some friends over. Don't tell them what you've been up to—just wait for their reaction. Chances are, it will be something like this: "I can't quite put my finger on it, but your place seems different. Did you redecorate?" Now that's good lighting! END

At last...lemon freshness comes to automatic dishwashing

New lemon-freshened Palmolive Crystal Clear... leaves your glasses, dishes and silverware sparkling clean and clear.

Fresh from Palmolive comes the very first lemon-freshened automatic dishwasher powder.

It cuts through egg, grease, film, dried-on foods... even in hard water. Yet it's Palmolive safe for your fine china and delicate crystal.

So try new lemon-freshened Palmolive Crystal Clear ...the newest idea in automatic dishwashing history.

Convenient new package. • Easy-open spout. No broken nails. • No waste. Pours where you aim it. • Easy to see how much is left.

©1972 Colgate-Palmolive Co.

GINGHAM SUMMER continued from page 55

Checks and dots come in sundry sizes and colors. Mix to make and trim your creations.

To get going on gingham, you can visit your local department or yard-goods store—and buy, or buy the makings for, the hot dots and bold checks you see on pages 53-55.

Page 53. To buy: Round, ruffled yellow pillow ($4) and square, button-tufted yellow cushion ($7) are from Charles Bloom, N.Y.C., available nationally. The pink dotted-Swiss napkin is $2.50 at Tablerie, N.Y.C., the white wicker chair $50 at Wicker World, Ft. Lauderdale, Fla.

From kits: Designed by Peri's Homework, Larchmont, N.Y., kits for the blue grospoint pillow on chair ($12) and its red companion ($20) are at Bloomingdale's, N.Y.C., and other fine stores.

To make: Cover room-weary pillows you own, or buy muslin-covered pillow forms to your desired size and plumpness at a yard-goods store. Or if you'd rather, it's easy to do up a squashy pillow form yourself by making a casing out of Dacron quilting and filling it with shredded foam.

We made the hot-pink dotted pillow by cutting out fabric so that each side of the cover extended four inches beyond each edge of the pillow. When we stitched around the pillow, a 4-inch flap remained, and we outlined it with overlapping ribbons.

After covering the lavender gingham pillow, we added a ready-pleated green ruffle. This is one of many gingham trims made by Busy Bobbin, Inc., of Hoboken, N.J., and available by the yard in most department and yard-goods stores. Using the same color gingham, but in smaller checks, we gave our giant orange floor pillow a frilly shirred flounce.

The skirted, round tablecloth was made from four twin-size J.P. Stevens "Country Gingham" polyester-and-cotton sheets. Ours measure 102 inches across. Here's how to decide how big your cloth should be: Measure the diameter of your tabletop; add that figure to double the measurement from tabletop to floor—then add 2 inches to allow for the hem.

To cut out a round cloth, you must begin with a square whose sides at least equal the diameter your cloth will be. You'll probably have to piece lengths of material together to create a square the right size. Be sure to join these lengths so the center section of this square—which will cover the actual tabletop—is *seamless*.

To make the cloth shown, we cut four 52½-inch squares, each a different-colored gingham. We sewed them together to form a square big enough to contain our circle. *Here's a shortcut to follow to make your cutting easier:*

Fold the big square into quarters; make a compass by tying string to a pencil; tie a knot to mark the radius of the circle—in our case, 52 inches—on the string. Place the knot at the center fold of the cloth—eventually the center of your circle. Stretch the string taut and trace a quarter-circle with the pencil. Cut through all four layers along your pencil line; unfold and . . . behold!

We used the same four colors of gingham to trim our cloth, but we mixed them up for contrast—and made a double flounce, cut on the bias.

Pages 54-55. To buy: "Stop and Start" pillows from Mountain Artisans range $22 to $30, smallest to biggest. Their "Fence Rails" quilt is $199. Yellow/red bolster is $8, green/pink ruffled pillow, $7—both by Charles Bloom.

To make: Remember those schoolgirl ribbons we all once wore? You can find them still, alive in fresh, new colors. They make handsome pillow trims as crisscrosses and borders. Try combining several, or do as we did: Find a particularly lavish ribbon and frame deep-brown 1-inch checks by mitering the ribbon at pillow corners. To trim pillow covered in 1-inch, green bias-cut gingham, we wrapped a sumptuously wide ribbon diagonally around it.

And, just for fun, you can make our delightful beanbag frog from two terry washcloths, your gingham scraps and McCall's pattern #3000 (85¢).

Whether you make it or buy one and decorate it, a hammock says "easy summer living."

"SUNFLOWER" STENCILED HAMMOCK

Heavy brown wrapping paper, 30 by 70 inches (tape sheets together if necessary)
Boiled linseed oil, clean brush for application
Masking tape
Pushpins
Aquatex acrylic paints—any three colors, three inexpensive 1-inch paintbrushes
Safety-razor blades or Exacto knife
Cleaning fluid (optional)

First, enlarge the sunflower stencil design (below), so you can make a large stencil. The design on the finished hammock will measure about 27 by 64 inches. To scale small design up to that size, draw 4-inch squares on brown wrapping paper. Then copy each part of the design that appears in small squares below into the corresponding larger squares on brown paper.

To make stencil: Brush a thin coat of boiled linseed oil over brown paper pattern. Allow to dry. Linseed oil will make the paper stiffer and less absorbent. Cut out sunflower design with safety-razor blade or Exacto knife.

To apply stencil: Place hammock on floor, right side up, over a layer of newspapers. Stretch hammock taut and secure to floor with pushpins. Place stencil over hammock, centering design. Tape outside edges of stencil to hammock to keep stencil in position. Use pushpins near cut-out edges of stencil design to make sure that stencil is flat and close to surface of hammock when you apply paint, so you'll have a clean edge. Put small amounts of the three paints into separate paper cups.

Using a clean brush for each color, dip brush into paint, then wipe off surplus on a wadded rag. Starting from the top of the stencil and holding inside design edges flat with one hand, brush the paint over the appropriate cut-out section. Work with one color at a time—in all areas it's called for—then go on to another color. As soon as design is painted, remove the stencil. If you plan to use it again, clean immediately with cleaning fluid.



Each sq. = 4" sq.

KNITTED HAMMOCK

(*Inspired by a design in the French magazine* Elle.)

One pair knitting needles, Boye 19
Eight balls #24 mason line (each ball contains 325 feet) for hammock, "stay" cords and for binding and weaving wood stretchers
15½ yards cotton utility cord or clothesline, 3/16-inch diameter, for hanging cords
Four strips oak, each ½ by 1¾ by 34 inches, for stretchers
Two 2½-inch heavy-duty rings for hanging hammock
One large Rya needle (available in needlework stores)
One spool heavy-duty creamy-white polyester thread
Two S hooks for hanging hammock

Using the mason line, cast on 75 stitches. Knit loosely, plain garter stitch, 117 rows. Cast off. *Remember:* When a ball of cord is nearly used up, stop at the end of a knitted row (never in the middle or to one side), and leave 6 inches of cord hanging free at very end. Next, allowing 6 inches of *new* ball to hang free, join new cord to old, knotting them flush with the knitted row. After your 117 rows are completed, cut 6-inch ends to 3 inches as you splice. Splice ends as shown in sketch A, below. For additional hold, blanket-stitch over splicing with polyester thread, as in sketch B.

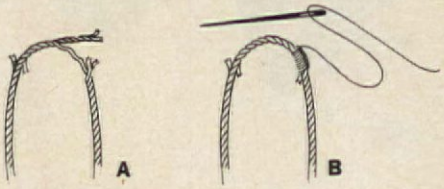

Use mason line for "stay" cords for both ends and sides of hammock. Cut two 46-inch lengths for head and foot (ends) and two 82-inch lengths for sides. This allows 6 inches at each cord end for tying. Stay cords (and binding, which is the next step) are needed to prevent hammock from stretching out of bounds. Finished hammock is 70 by 34 inches.

Divide working section of each stay cord into four equal parts. Mark with three safety pins. Do the same with ends and sides of the hammock, then join cords and corresponding ends and sides with safety pins at marked points. (*Note:* Working section of stay cord should be smaller than knitted edge.) Pin corners, too. (It's done with one stay cord and head of hammock in sketch C, below.)

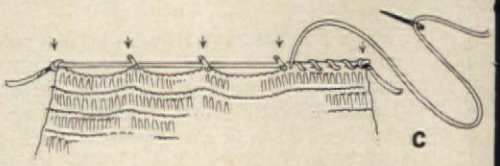

For binding, cut four pieces of mason line, one for each end and side, each 2½ times the length of its companion stay cord. For head of hammock, thread one length through Rya needle. Join stay cord to hammock with an overcast stitch, easing knitted piece to fit stay cord (see sketch C). When you reach end of head, stitch back over each overcast stitch to other side, forming cross-stitch binding, as in sketch D, below. This



makes a firm, tight edge that won't stretch. Repeat for foot and sides. Knot all ends securely to 6-inch ends of stay cords; conceal knots and trim ends.

Sand all edges of four stretchers. Then, with a pencil, make an X 1 inch in from end on flat side. Make an X every 4 inches after that along the stretcher (nine in all) to indicate holes for hanging cords. Then, between the X's center two dots, 2 inches apart and 1 inch in from each X (16 dots in all). Dots indicate holes for weaving cords. Sketch E

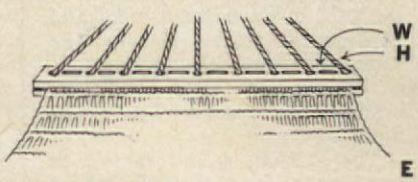

W—weaving cord
H—hanging cord

(above) will give you an idea of placement. Now drill a hole ½ inch in diameter through each X and another hole ¼ inch in diameter through each dot.

Use one set of stretchers at head of hammock and one at foot. Tape each set together, with knitted ends of hammock in between stretchers. With leftover mason line, weave sets together through ¼-inch holes. Weave continuous hanging cord through ½-inch holes and up through rings, as in sketch F, below. Wind end of cord around hanging cords just below rings (sketch G) to keep them in position. Remove tape from stretchers. Use S hooks to hang completed hammock. END

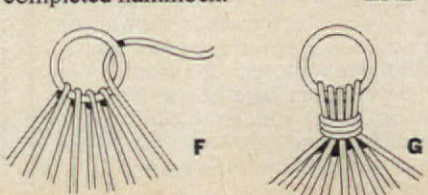



Emporia Draperies. Face lifter for slightly tired rooms.

Everybody's den or living room starts with a chair from here, a rug from there. What you need is a drapery that pulls everything together. Sears Emporia.

This vibrant cotton and rayon blend has a nubby texture that's rich without being demanding. Early American, modern—all look great together when you unify them with Emporia. In six bold, beautiful colors.

These Perma-Prest® draperies tumble dry. No ironing! With Thermalgard backing to keep weather out and cut down noise.

Emporia draperies. For about any size window you have in mind. At most larger Sears, Roebuck and Co. stores and in the catalog.

Only at Sears

TILE STYLE continued from page 66

With ceramic tile you can combine convenience, function and beauty—inside, outside and all around the house.

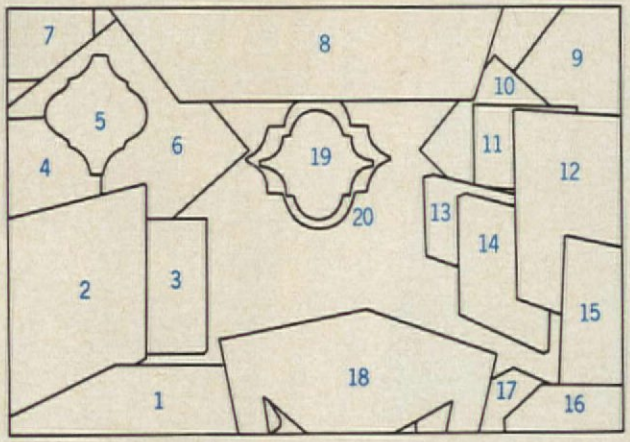

Tiles shown on pages 66–67, keyed in drawing above, are mainly for walls and table tops; only those specified are also for heavy floor use. *Prices per square foot* are approximate; installation is included where indicated.

From Country Floors, Inc., New York, N.Y.: **2)** "Mocarabe" (Portuguese import), 5⅜ inches square, glazed, $9.30; **4)** blue flowers, (Holland), 5 inches square, glazed, $4.95; **6)** "Violetta" (Italy), 8 inches square, glazed, $5.25; **9)** also from Italy, patterned floor tile, 8 inches square, glazed, $4.80.

Interpace Corp. of Los Angeles, Calif., has a trio of Franciscan glazed tiles for walls and floors: **8)** Sunburst, 12 inches square, $3.50; **10)** black-and-white geometric, 6 inches square, $2.50; **12)** herringbone, purple on mottled pink-white, 6 inches square, $2.50.

From Elon, Inc., New York, N. Y.: **3)** Chocolate-colored, 4 inches square, glazed, $5.25; **7)** "Radish," 4 inches square, glazed, $7.50; **14)** "Anita" in blue, 4 inches square, glazed, $6.37; **15)** "Ventana," 4 inches square, glazed terra-cotta, $6.37; **16)** Unglazed hexagon, 4 inches across, in natural terra-cotta for floors, $3.15.

Other decorative, wall/tabletop tiles: **17)** "Wenczel Weave," white, 4¼ inches square, glazed, $1, Wenczel Tile Co., Trenton, N.J.; **18)** "Prism" (Dramatile line), blue and white, 4¼ inches square, glazed, $3.60, Mid-State Tile Co., Lexington, N.C.; **19)** "Castile," red-orange, 5½ by 6 inches, $3.75, Misceramic Tile, Inc., Cleveland, Miss.

Other tiles shown, all ideal for floors, are: **1)** White hexagonal quarry tile, 6 inches across, mat glazed, $2, Summitville Tiles, Inc., Summitville, Ohio; **5)** Frosted blue, 3½ by 4¼ inches, glazed mosaic, 92¢, Southern Tile Distributors, Macon, Ga.; **11)** White mosaic, 1-inch squares, mesh-backed (usually sold in 66¢ foot-square sheets), Sears, Roebuck & Co., Chicago, Ill.; **13)** "Primitive," 4 by 8 inches, glazed, blue, American Olean Tile Co., Inc., Lansdale, Pa., $2.50 to $4.50, installed; **20)** "Valencia," 7 by 8 inches, red quarry tile, $1, Ludowici-Celadon Co., Chicago, Ill.

continued

Now, cleaner washes are practically automatic. For Signature's bleach dispenser adds your Clorox to the wash at exactly the right time. And Clorox, as you know, gets out the stains, dirt and germs, so your whites, colors, bleachable synthetics and permanent press come out fresh and bright. Look at the new Signature. And always use Clorox for the cleanest possible wash.

Clorox has agreed with Wards to supply Clorox literature packed by Wards and to feature their appliances in Clorox advertising.

Your Signature® Washer is a problem solver—14 pushbutton cycles for every need • One push delivers extra-slow third speed for hand washables • One touch programs cycles for the finest double knits • Choice of three durable press cycles • Automatically adds detergent for advance soak to wash • Wash or dry six ounces to 18 pounds. Signature Twins—the total home laundry.

©1973 The Clorox Company. "Clorox" is a registered trademark of The Clorox Company.

CHUCK WAGON®

Instant Dinner for Dogs.







Tender, juicy chunks...golden, crunchy nuggets...rich, savory broth

Loaded with vitamins and minerals.
All you add is warm water for a completely nourishing dinner for dogs.
Instantly.
Chuck Wagon.
Next to you, what he likes best and needs most.

Available at fine drug and cosmetic counters everywhere.

TILE STYLE continued

Ceramic tile's long history mirrors the growth of civilization. Tile was used decoratively in the palaces of ancient Rome and the pyramids of Egypt. And anthropologists have evidence that 18,000 years ago, primitive cultures produced crude ceramic tiles by baking compressed riverbank clays in the sun. Today's ceramic tile is made much the same way: Clays pressed into shape are fired in kilns at extremely high temperatures. A hard surface is achieved, and colors do not fade.

Despite its beauty, versatility and incredibly long history as a decorating and design tool, ceramic tile was banished to the bathroom for many years, and only now has it begun to emerge. Today more than 1,000 different types of tile are being produced and sold. All fit generally into one of these categories:

Glazed tile. Sprayed on before firing, glaze (containing ceramic stains and metallic oxides) gives this tile its surface color and texture. Glazed tile comes in sizes ranging from 1 to 12 inches square and in a variety of colors, patterns and shapes. The brighter the color, usually the less wear-resistant the tile; the higher the gloss the less scratch-resistant (and more slippery) the surface. Traditionally, glazed tile appeared mostly on walls and tabletops. Today, because of new heavy-duty glazes, this type of tile—in all shapes and sizes—is given wide use on floors. Cost of glazed tile, including installation, varies from $1.50 to $4.50 per square foot of 4¼-inch squares; more elaborate shapes may cost up to $10 a square foot.

Ceramic mosaic. This is usually unglazed tile with color throughout, and despite wide variations in hue, the tones tend to be subdued. The tiles are small, approximately 1 by 1 inch, 1 by 2 or 2 by 2, and usually are sold mounted on paper- or mesh-backed sheets for quicker, easier installation. Ceramic mosaics are frostproof, highly wear-resistant and will absorb less than ½ percent moisture—ideal for interior and exterior walls and floors. Waxing is not necessary, nor is it recommended, as it tends to yellow tile surfaces and make them slippery. However, a sealer—either silicone or acrylic—is often advisable to protect the grout between tiles. Cost of ceramic mosaic tile varies from $1.50 to $3 per square foot, including installation.

Quarry tile. Made from natural clay or shale, quarry tile comes in warm earth colors that permeate the entire tile—from pale beige to a rich, dark brown. Its hard, durable surface makes it ideal for floors. Quarry tile is traditionally unglazed, but some manufacturers are now producing glazed versions in various colors, patterns and textures for both floor and wall use. Sizes range from 4- to 9-inch squares, plus a number of curved and geometric shapes. Cost, including installation, varies from $1.65 to $3.50 per square foot. Special shapes take more time—thus cost more—to install.

VARIED AND VERSATILE

Ceramic tile's versatility does not end at the point of purchase. It is also versatile in use. And it can be put to good use almost anywhere in your house. In the dining room, hexagonal quarry tile might pave the way for grand oak furniture; rough, bricklike tile, for French provincial styles. The clean lines of large rectangular or square mosaic tiles would be an ideal accompaniment for nearly all modern furnishings.

Tile floors are beautiful as well as practical in the living room, creating an effect that harks back to Roman times. Use white tile as a setting for your furniture, and frame with borders of bright colors in bold patterns, stripes or plaids. Even white tile is practical, if the white or gray grout joint has been treated with sealer to resist staining. By the way, premixed colored grout for quarry tile is now available from tile dealers, to add accents to solid-color tile installation.

(continued)

"Every weekend I was always too busy for home work and the place looked like it was falling apart. Then we put on vinyl siding, vinyl windows, vinyl shutters, vinyl gutters, vinyl drains and vinyl downspouts. Now I'm still too busy for home work and the place looks great!"

In building products, the vinyl that started it all is Geon® vinyl. We make Geon vinyl, not the building products. Send us the coupon and we'll tell you who does.

B.F.Goodrich

...in pursuit of excellence

B.F.Goodrich Chemical Company, 6100 Oak Tree Boulevard
Dept. AH-9, Cleveland, Ohio 44131

Please ask manufacturers who use Geon vinyl to send me literature on finished products as follows:

Vinyl siding ( )
Windows, vinyl clad ( )
Vinyl drain/waste/vent pipe ( )
Vinyl water pipe ( )
Vinyl gutters and downspouts ( )
Windows, part vinyl ( )
Vinyl shutters ( )
Interior trim ( )

NAME_____

ADDRESS_____

CITY_____ STATE_____ ZIP_____

MORE PRACTICAL THAN EVER

Allied with the beauty of ceramic tile is its practicality. For a house near the shore, tile floors in tan and white will hide sand that's invariably tracked in and offer clean-sweep upkeep. Country homes heavily trafficked with children tracking in mud, leaves and grass cuttings can be easier to maintain when surfaced with hardy quarry tile. If this hardness or coldness gives you concern, toss down deep, furry or shaggy area rugs to define spaces or set off conversation areas.

When tiles take to the walls, they can easily be coordinated with wallpaper designs or any choice of paint. And panels of mosaics—in your own designs—can be hung like paintings. Tiles will also enhance a fireplace, either to surface the hearth itself or to frame the opening. Depending on your decor, you can use tiles that resemble old-fashioned blue-and-white Delft or tiles with contemporary patterns, sculptured or textured surfaces. And adding to tile's decorativeness, there is a new mastic grout that will accept color. Nonfading latex pigments can be mixed with the grout when you buy it, so you can have grouts in any shade, pale or bright.

MAKING IT WITH TILE

You can use tiles to make or enhance furniture. For a dining-room table, set tiles on a slab of plywood edged with a wooden rim. Ready-made trestle legs are sturdy enough to support the weight when attached to the tabletop. You can also attach a strip of quarter-round molding around an existing tabletop and set tiles inside it.

An ordinary chest of drawers can be transformed into a handsome serving unit or bar by tiling its top. Use ceramic tile to create handsome trivets for your dining table: Make from foot-square, mesh-backed sheets of mosaic set on a piece of wood and grouted—or glue felt to the back of a single, medium-size decorated tile. You might want to use 1-inch-square mosaic tiles and combine the colors from your china pattern; you can even copy the pattern of your dining-room wallpaper, depending, of course, on the complexity of its design.

Using tiles, you could also design and create your own conversation-piece coffee table. And, on a smaller scale, you could glue tile to an old, discarded wooden frame and mount a mirror in the center.

FOR PORCHES AND PATIOS

Ceramic tile also works well to increase the attractiveness and usefulness of informal areas of your house. Ideal places are a garden room or a closed-in porch where there are plants. Walls can be tiled up to the level of the dado or chair rail; add a tile floor with a drain and your watering cares are over. If this is out of your league, you might consider a tiled counter top with a lip all around and a drain at one end as an easy-care spot for houseplants. Since so many tiles on the market today are frostproof and suitable for outdoor installation, you might want to lay tile on your concrete patio, or use it to cover a concrete wall that is an outdoor eyesore. Speaking of installation, its cost varies according to local labor rates, the type of grout that is to be used and the method and complexity of the actual work involved in the project.

Whatever you decide to do and however you plan to do it, you can tile with style anywhere in your house, inside or out. Although many patterns are available only in large lots—sold and installed by a tile dealer—there *are* tiles that can be purchased individually from stores or ordered direct from mail-order firms. For guidance, a booklet entitled "Ceramic Tile Makes Sense" is available for 25 cents. Send your name and address to: Tile Council of America, Inc., Room 300-A, P.O. Box 2222, Princeton, N.J. 08540. END

Coffee Time...

"I'd love a little snack too."

When you have coffee, when the kids wangle cookies, how about a snack for me too? French's Doggie Do·Nuts, made just for dogs, like tiny bakery-fresh doughnuts—yet crisp and crunchy.

French's®—providers for pets for over 70 years.

Get this magnificent 8-piece place setting by Oneida

for only $1.00 with coupon below

Significant savings on stainless place settings! An exciting new way to get 1881® Rogers® by Oneida Ltd. Silversmiths.

Just fill out and mail the coupon below. In return, we will send you a luxurious 8-piece setting of Stainless by Oneida for only $1.00. Don't confuse this fine quality with any off-brand, lightweight stainless—this is nationally known 1881® Rogers® by Oneida Ltd. Silversmiths—made in U.S.A. by America's largest producer of fine stainless tableware.

WHY THIS FABULOUS $1.00 OFFER?

You know the price you'd have to pay in stores for such quality place settings. Now we want you to discover the outstanding craftsmanship and value you can get when you have this fine stainless sent DIRECT TO YOUR HOME . . . through the exclusive Homeward House plan.

JUST THE START OF IMPORTANT SAVINGS . . .

After your introductory placesetting, you'll get another big 8-piece place setting of the pattern you choose, automatically, once every 6 weeks for as long as you want—*always on approval.* Note that each setting comes with 8 pieces (not the usual 5 found in most settings): 1 dinner fork, 1 salad fork, 1 seafood fork, 1 hollow handle knife (with serrated edge), 2 teaspoons, 1 soup spoon, 1 iced drink spoon.

Here is truly exceptional heavyweight stainless. In fact, it's created by the same artisans who design Oneida's fine sterling! Each piece is perfectly balanced to impart just the right "feel." Knives have costly hollow handles and serrated blades. All edges are carefully finished with special attention to every detail of its beautiful design. You'll find this superb set so elegant, you'll want to use it for the most formal dining. But don't hesitate to use it everyday—it never needs polishing, and you can pop it into the dishwasher with complete safety.

Best of all, as a Homeward House Member you pay only $5.98 per place setting plus shipping and handling per 8-piece place setting. Isn't this an easy, inexpensive way to own such luxurious stainless?

And in addition, each beautiful pattern has a full assortment of matching accessory serving pieces which can be yours through bonus dividend offers.

Choose from these 2 patterns:

Montevideo: Brightly finished border with ebony center panel displaying a raised design of intricate Spanish scrollwork. **Quebec:** A luxurious traditional pattern, delicately detailed with a beautiful floral design.

Decide for Yourself Just How Many Settings You Want. *No fixed number of settings to buy—you and you alone decide how many you want and how fast you want them to complete your set. You are free to cancel anytime you choose—no questions asked. So mail the coupon below with $1.00 for your magnificent 8-piece place setting of stainless by Oneida. Do it today!*

$1 INTRODUCTORY OFFER

HOMEWARD HOUSE
623 South Wabash Avenue, Chicago, Illinois 60605

☐ Here's my $1.00. Please enroll me and send postpaid my first full 8-piece place setting by Oneida in the pattern I have checked at the right. I understand that I will receive—on approval—an identical place setting every 6 weeks, which I may keep for the low Homeward House price of just $5.98 plus 98¢ shipping and handling (and applicable sales tax). In addition, I will receive bonus offers for matching serving pieces plus information on completing my set sooner. I may cancel at any time.

CHECK PATTERN DESIRED 1546

☐ Montevideo ☐ Quebec

☐ Mrs.
☐ Miss

PLEASE PRINT FIRST NAME LAST NAME

Address _____ Apt. _____

City _____ State _____ Zip _____

LIMIT—ONE INTRODUCTORY PLACE SETTING PER FAMILY.


I WANT
to go on your
American Home
Sunjet Holiday

I WANT TO GO TO FRANCE GERMANY BELGIUM AUSTRIA AND HOLLAND & SEE 30 CITIES FOR ONLY $499 OR $445

from June 17 thru August 31. Includes round trip G.I.T. air fare from New York

from September 4 thru November. Includes round trip G.I.T. air fare from New York

I WANT to see the magnificent Robber Barons' castles on the Rhine where kings and princesses slept. I WANT to hear the glorious churchbells of Mozart's Salzburg. I WANT to drink brew from a porcelain stein in a noisy Bavarian beer garden. I WANT to be dazzled by the splendorous glow of Paris, from atop the Eiffel Tower where the spirit of love and romance abounds. I WANT to browse through the quaint villages and shops of Europe's most captivating cities. I WANT to behold priceless paintings of the great Masters. I WANT to cruise the canals of enchanting Amsterdam. I WANT to awaken to a view of the majestic Alps from my private chalet. YES, I WANT to fly with **The Red Baron** of Lufthansa and enjoy his lavish in-flight services. It seems downright wasteful to stay at home with all those outrageously wonderful happenings you describe. YES, I WANT to send myself on your 15-day fully escorted Sunjet Holiday.

PLEASE SAVE ME A SEAT

Prices are per person based on two or three in a room. For a single room add $3 per day. Deduct $100 from price of tour for each child age 2 to 12.

SUNJET TOUR 1
Germany-France-Belgium-Austria-Holland: 15 days **fully escorted** tour via Lufthansa German Airlines from **New York**
$445 Sept 4 thru November

$499 June 17–Aug. 31

Scheduled Lufthansa departures also from:

	Sept 4 thru Nov.	June 17–Aug. 31
Philadelphia	$445	$499
Boston	$445	$499
Chicago	$549	$603
Los Angeles	$594	$648

All this included in the rate!
- Round Trip jet G.I.T. airfare, U.S.A. to Germany via Lufthansa
- All rooms with private bath or shower
- Continental breakfasts daily and dinners as specified in the itinerary
- All tips on meals provided
- Tips for baggage handling
- All transportation within Europe as per itinerary
- Services of a tour escort throughout.

THE ITINERARY

Day 1-2. Depart New York (JFK Airport) or other gateways via scheduled Lufthansa Jet (economy class) overnight to Munich. Certain departures arrive in Frankfurt and Itinerary is reversed. Enjoy renowned Lufthansa cuisine and inflight service as you wing to the olympic city of Munich. You will be met by your private motorcoach and escort and driven through the scenic Bavarian Alps and quaint villages to Vorauf, your own chalet village and sports center. Rest of the day at leisure.

3rd Day. Today you will enjoy a special excursion to beautiful Salzburg, birthplace of Mozart. Visit the house where he was born, the hall where the famous Mozart Festival is held. You will hear the renowned church bells of Salzburg, see the Archbishop's castle and visit Heilbrunn with its exquisite fountains.

4th Day. This day has been reserved for your own individual activities at your chalet village. There will be an optional excursion to Innsbruck or rent a car and visit the 1972 olympic city of Munich or Garmisch, site of German Alps highest mountain, Zugspitze.

5th Day. This morning you drive thru bustling cities and more quaint villages via Stuttgart through the scenic Black Forest via Freudenstadt to lovely Baiersbronn, your overnight stop.

6th Day. Depart Baiersbronn to Baden-Baden and on to the romantic magnificent old city of HEIDELBERG, home of the famous operetta "The Student Prince." The city-tour will take you to the famous castle with its big cask, the university and Student Prison. We depart Heidelberg and go on through the Rhine-Valley to Rudesheim, a gay city with innumerable wine tasting cellars. Our romantic overnight-stop-village is Boppard in the heart of the Rhine-Valley.

7th Day. Today your motorcoach leaves for a spectacular drive along the Rhine River. See the famous Rhine vineyards, old castles, busy Coblenz, and West Germany's capital Bonn. We continue to the old Roman city of Cologne with its XIIth century cathedral. After a short drive continue to Aachen, once Charlemagne's capital and the site of a 14th century Town Hall. Here the Roman Emperors were coronated.

8th Day. Leave Germany and cross into the Netherlands. Your route will take you past Maastricht and Eindhoven to Utrecht. Continue through Central Holland to Amsterdam, our overnight city.

9th Day. The morning has been reserved for visits to some of the best known sights of Amsterdam. This includes the Rijksmuseum with its outstanding collection of Dutch and Flemish art, a diamond cutting factory, the Mint-Tower, the Stedelijk-Museum, Rembrandt House, Anne Frank's House, and a sightseeing canal cruise.

10th Day. Your tour departs this morning for your next country-Belgium. We go to Rotterdam, Breda, Antwerp and Gent, the busy textile and flower center. You will visit the famous castle of the Counts of Gent, and also see world famous paintings by the masters in the old churches. We move on to the capital of Belgium, Brussels, the city that glows at night.

11th Day. You depart from Brussels for a leisurely drive through the beautiful countryside via St. Quintin on your way to romantic and exciting Paris.

12th Day. Today you see Paris! The Eiffel Tower, Ile de la Cité, Notre Dame, Montmartre, Arc de Triomphe and other exciting highlights. Time is left for shopping.

13th Day. Off we are again through the Ile de France and Champagne country to Colmar, a city that preserved its appearance as a medieval Alsatian town. Your overnight stop is here, where you will also visit the famous Isenheimer Altar.

14th Day. Today we depart Colmar and cross back into Germany through Freiburg, the old university town and gateway to the Black Forest. Continue through picturesque countryside and arrive in Kempten Allgäu, your overnight stop.

15th Day. With a collection of wonderful memories you are driven to Munich Airport for some last minute duty free shopping before boarding your Lufthansa Jet for your flight home.

Most travel plans ask for $100 as a deposit. As an American Home reader, you need only send our special low reservation deposit of $10 per person to reserve your Sunjet Holiday—fully refundable, of course!

SUNJET TOUR 1 DEPARTURES

From New York to Munich
(unbracketed numbers)

From New York to Frankfurt
(bracketed numbers)
June: 17, [20], 22, 24, 26, [27]
July: 1, 3, [4], 8, 10, [11], 13, 15, 17, [18], 20, 22, 24, [25], 27, 29, 31
Aug: [1], 3, 5, 7, [8], 10, 12, 14, [15], 17, 19, 26, 28, [29], 31
Sept: 4, [5], 7, 9, 11, [12], 14, 16, 18, [19], 23, 25, [26], 28, 30
Oct: 2, 3, 5, 7, 10, 12, 14, 16, 17, 21, 23, 24, 26, 28, 30, 31
Nov: 7, 9, 11, 18, 21, 25

From Philadelphia/Boston to Frankfurt
June: 21, 28—July: 5, 12, 19, 26
Aug: 2, 9, 16, 30—Sept: 6, 13, 20, 27
Oct: 4, 11, 18, 25—Nov: 1, 8, 15

From Chicago to Frankfurt
June: 20, 25, 27
July: 2, 4, 9, 11, 16, 18, 23, 25, 30
Aug: 1, 6, 8, 13, 15, 20, 27, 29
Sept: 3, 5, 10, 12, 17, 19, 24, 26
Oct: 1, 3, 8, 10, 15, 17, 22, 24, 29, 31
Nov: 5, 7, 12, 21, 26

From Los Angeles to Frankfurt
June 25—July: 2, 9, 16, 23, 30
Aug: 6, 13, 20, 27—Sept: 3, 10, 17, 24
Oct: 1, 8, 15, 22, 29
Nov: 5, 12, 28

RESERVATION REQUEST

Mail your reservation to:
American Home Sunjet Holiday, Dept. 9181
641 Lexington Avenue, New York 10022

Please save a seat for _____ people on the following departure date _____ from the following departure city ☐ New York, ☐ Chicago, ☐ Boston, ☐ Philadelphia, ☐ Los Angeles.

☐ Full payment for my Sunjet Holiday is enclosed.

☐ A deposit of $10 per person is enclosed.

Amount of check or money order enclosed $_____ Please confirm my reservation immediately. My payment will be fully refunded if I cancel my reservation at least 25 days prior to the departure date.

Please make check payable to American Home Sunjet Holiday.

☐ Please arrange the lowest possible air fare for me from my home city to the nearest Sunjet Holiday departure city.

☐ Please send your colorful brochure describing your other American Home Sunjet Holidays.

Name _____

Address _____

City _____ State _____ Zip Code _____

My Telephone number is: Area Code _____

LYNN HEADLEY—Editor

AMERICAN HOME MARKET PLACE

Mini sewing hassock

Imported from Austria, this wee zippered hassock of genuine leather topped with a pert needlepoint insert, houses a 2½-in. scissor, needles, safety pins, tape measure, thimble and 5 spools of thread. 2¾ in. Tuck in purse. $2; 3 for $5.50. Add 35¢ postage. Ferry House, AH6, Briarcliff Manor, N.Y. 10510.

To grace a table

Hot bread tray in handsome pewter-finish lets you serve from oven to table. A thankful reminder, "Give Us This Day Our Daily Bread," appears in antique letters. 9½x6¾ in. Lovely to display on a hutch or buffet. A thoughful gift. $7.50. Sturbridge Yankee Workshop, Dept. AH6, Sturbridge, Mass. 01566.

Fancy ball fringe

Freshen a window with these lovely curtains in bleached muslin edged and tieback trimmed with fluffy puffs of giant ball fringe. 74 in. wide per pair. 45, 54, 63, 72 in. long, $8 per pair. 81 and 90 in., $9.50 per pair. Add 75¢ for shipping and handling. Country Curtains, Dept. AH6, Stockbridge, Mass. 01262.

History in the making

Freedom's Heritage Eagle kit includes replica of the original wood carving, frame, background—all you need to complete, ready for hanging. Mounted and framed on Federal Gold Burlap, it's 19x23 in. Nice to keep or give. $9.95 plus $1 shipping. Marn-Craft, Dept. AH6, Box 46351, Cincinnati, Ohio 45246.

Nautical 'n nice

No matter who's the captain of your "ship," these Captain and First Mate cotton shirts are ideal husband and wife apparel companions. In navy or powder blue. S, M, L, XL. Specify captain or mate. Sweatshirt, $3.98; T-shirt, $2.98. Send order to Holiday Gifts, Dept. 606-D, 7047 Pecos St., Denver, Colo. 80221.

Ahoy, mini-mermaids

Floating Baby Seat puts tots in a safe, unsinkable seat, and takes the *worry out*! Cloth bucket seat fits toddler state to first graders. About 20x26 in. with 11-in. deep seat. Foam plastic. $5.95 plus 95¢ postage. Catalog, 25¢. Send your order to the House of Minnel, Dept. 162E, Deerpath Road, Batavia, Ill. 60510.

Chess set, a winner

A masterpiece for master players is this magnificent chess set in ivory-look Melmaire. Designed by sculptor Peter Ganine, the original is on display at the Chicago Museum of Science and Industry. Heavily weighted. 3½ in. $9.95. Constance Marmo, Dept. AH6, 1661 Griffith Pk. Blvd., Los Angeles, Calif. 90026.

Summer sandal

Ribbed sole sandal takes you anywhere in its soft, comfy, walk-easy design. Of genuine cowhide leather with air-cushion innersoles and bouncy ribbed sole. White only. Full and half size 4-10 N, M, W. $11 plus 80¢ postage. Old Pueblo Traders, 600-A6G-S. Country Club Rd., Tucson, Ariz. 85716.

2 FT. TALL GIANT CIRCUS CUTOUTS

Impish full color circus animal cutouts brighten any room. Children love the 8 whimsical 2 ft. tall animals, yard of tent poles and canopies, stars, balls, etc. Complete 48 pc. set only **$3.98** ppd.

SMALL FRY SHOP

Box 76303-A7 Los Angeles, Ca. 90005

LIFE LONG ID TAG FOR PETS

Don't worry about your dog or cat getting lost. This Identification Tag has all the necessary information for his safe return – pet's name, your name, address and phone number – all embossed FREE. Lifetime polished stainless steel, complete with collar hook. $1.00 ppd. Satisfaction Guaranteed.

WEST-BERG ENTERPRISES, LTD.

Dept. 306, 2842 E. Serendipity Cr.
Colorado Springs, Colorado 80917

CHINA DOLLAR ONLY 10¢



Uncirculated nickel silver dollar (1960) commemorates 50th Anniv. of Republic of China. One to a customer. Illustrated coin catalog. Send name, address, zip and 10¢ to:

Littleton Stamp & Coin Co., Inc.
Dept. C-39, Littleton, N.H. 03561

HYPONeX® PLANT FOOD

Grows better plants, indoors or outdoors. Clean. Odorless & soluble. 10 oz.–$1.29. Makes 60 gals. 75 item catalog Free. HYPONeX, COPLEY, OH. 44321

Be your own music teacher

Learn guitar, piano, etc., this low-cost way

Teach yourself at home in spare time with our lessons-by-mail. Costs just pennies a day—far less than a private teacher. No gimmicks. You learn to read notes, play sheet music. Over 1,300,000 students since 1898. Accredited Member National Home Study Council. For free booklet, mail coupon.

U.S. School of Music
Studio 1796, Port Washington, N.Y. 11050
Please send me your free booklet. I understand there is no obligation.

Name_____ Age____

Address_____

City_____ State_____ Zip____

List instrument you want to learn_____

ADJUSTABLE T.V. POLES

Hold your portable T.V. right where you want it without awkward tables or stands. Takes any width, up to 14" deep. 17" high. Black decorator pole has spring tension rod to adjust to 7½ to 8½ ft. ceiling heights. Can be set up in Hi or Low position. Hi position is great for reclining watchers!

Made in U.S.A.
$12.95 Ppd.
We ship in 24 hrs.
Extension for higher ceiling, add $1.00

Write for FREE catalog

Holiday Gifts
Dept. 606-A
Wheatridge, Colo. 80033



FOR SAMPLER LOVERS

Two irresistible samplers: "If Mother Says No Ask Grandmother" and "Old Gardeners Never Die, They Just Spade Away". Each comes in kit form complete with oyster Belgian linen stamped for crossstitch, floss in bright colors, needle, 8½" x 15" wood frame in maple or mahogany finish, and easy instructions.

Grandmother Sampler Kit (shown) **$3.50**
Gardener Sampler Kit **$3.50**
PLUS 45¢ POSTAGE & HANDLING
Pa. Res. Add 6% Sales Tax. Sorry No COD's

VICTORIA GIFTS
12-A Water Street, Bryn Mawr, Pa. 19010

TALKING TOILET

Wildest party idea of the year. When a guest sits on your "john" seat, a laughing voice says "Hey! I'm working down here," and other embarrassing comments and sounds. Battery operated unit is hidden from view when in use. The sound tape speaks out whenever there is pressure on the seat. **$5.00** plus 75c mailing.

THE GAME ROOM Dept. A6
P. O. Box 1816, Washington, D.C. 20013

INTERESTED In ANTIQUES and COLLECTIBLES?? Subscribe to.....

the ANTIQUES JOURNAL

The Illustrated Magazine of Antiques

This 76 paged, fact filled, beautifully illustrated magazine throughout the year contains articles on art & colored glass, dolls, banks, chinaware, clocks, bottles and many other types of antiques & collectibles. It will help increase your knowledge of these subjects. Also contains For Sale and Want ads.

SUBSCRIBE TODAY 12 issues per year. **Only $6,** remit with order, satisfaction guaranteed.

Name_____

Address_____

City_____ State_____ Zip____

THE ANTIQUES JOURNAL
P.O. Box 1046 H6, Dubuque, Iowa 52001

WARDWAY FILM SERVICE

AN EXCLUSIVE SERVICE OF

MONTGOMERY WARD

SPECIAL COUPON OFFER

1st CLASS MAIL RETURN

For Special Introductory Offer Mail Film, Coupon, Address label, & Check to City Nearest You:

WARDWAY FILM SERVICE

- P.O. Box 1134 Washington, D.C. 20013
- P.O. Box 4370 Chicago, Ill. 60680
- P.O. Box 831 Los Angeles, Cal. 90053

KODACOLOR
Developing & Printing

$1.99 12 Exp. **$3.29** 20 Exp.

JUMBO COLOR PRINTS

KODACHROME
PROCESSING

20 Exp. Slides **$.99** 8 mm Movie

RATTAN CEILING LAMP

$17.45 PPD.

Handwoven by CHINESE craftsmen in graceful tulip shape, comes electrified with dimmer switch, 18 ft. chain and hook for hanging. Adjustable height from ceiling, 15" dia. x 11" high. Spray-painted in white, green, yellow, blue, orange, pink or black add $3.00. Use up to 150 watt bulb. Satisfaction Guaranteed.

SEND 25¢ FOR CATALOG

VISIT OUR WAREHOUSE SHOWROOM

FRAN'S BASKET HOUSE
89 W. Main St., Dept. AH6
Rockaway, N.J. 07866

1000 RETURN ADDRESS LABELS

$1.00

USE YOUR **"ZIP" CODE**

RICH GOLD TRIM
FREE HANDY BOX

Quick and easy way to put your name and return address on letters, checks, books, records, etc. ANY name, address and Zip code up to 4 lines, beautifully printed in black on white gummed labels with rich gold trim. 2" long. Free decorative box for purse or desk. Set of 1000 labels just $1 postpaid. Money back if not pleased. Don't know your Zip code? We'll look it up for you. **Send for free catalog.**

Walter Drake 3046 Drake Building Colorado Springs, Colo. 80901

Clearly Perfect, Pint Size Thermal servers

Ice cream, salads and fruits stay cold; vegetables and hors d'oeuvres stay hot in these light, practical, decorator-designed serving pieces of durable plexiglass. Specify Clear, Smoke or Smoke/White.

DL55 Round Base, 1 pt. $6
DL77 Square Base, 1 pt. $7

For prompt, pre-paid shipment, order now:

WHIMS, INC. Dept. 6A
4201 Cathedral Ave., NW.
Washington, D.C. 20016

Kodacolor Film Processing

$1.25 SIZE 126 12 EXP. FOR PRINTS

With This Coupon
Good all 1972
Guaranteed Excellent
Credit Given for Unprintable Snapshots

Kodak Instamatic Cameras
Size 126 - 20 Exp. - $2.25

SKRUDLAND PHOTO

Dept.500 Lake Geneva, Wisconsin 53147



Hmmm, gourmet-good

Any shish kebab (on skewer) recipe's a cinch with this set. Use on broiler or outside grill. Six 10½-in. skewers fit in steel frame notched for even cooking. Easy-to-turn handles for yummy browning and removing. $1.98 plus 35¢ postage. Country Gourmet, A6, 545 So. 4th Ave., Mt. Vernon, N.Y. 10550.

FINE-MIST SPRAYER $2.98

A super-fine mist—the way professionals pamper their plants or cut flowers. Solid brass sprayer bathes them in gentlest film of water—they look better and last longer. Great for seedlings, can't injure tenderest tiny shoots. Fabulous for ironing—dampens evenly without too-wet or too-dry areas. Well made, richly lacquered. 6" high.

#6414 . . $2.98
2 for $5.50
Add 35¢ postage and handling

LILLIAN VERNON Dept. A61, 560 S. 3rd Ave. Mt. Vernon, N.Y. 10550

PROTECT-A-CHECK

Amazing Check Writer Stops Forgeries

Protect your hard-earned money . . . Secure your checks with this portable check writer and protector. Dial dollars and cents up to $9,999.99 easily with dials on top . . . Gives checks a neat professional appearance. Complete with attached ink pad, ink supply and instruction sheet. Precision built. Only 3" long, fits conveniently into your purse or pocket. For personal and business use. Half a billion dollars lost annually from lost, stolen and altered checks . . . Ease your mind with PROTECT-A-CHECK. $5.98 plus .50¢ P&H. Ill. Res. add 5% tax. Gift Catalog .25¢.

House of Minnel

DEPT. 162B, Deerpath Rd., Batavia, Ill. 60510

STAIR-GLIDE®

RENTAL-PURCHASE PLAN AVAILABLE

Installs in less than two hours. No marring walls or stairway. No special wiring. Tax deductible when recommended by a physician. Costs about 8¢ a week to operate. Guaranteed.

USED BY THOUSANDS: CARDIAC PATIENTS • SENIOR CITIZENS • POST OPERATIVES • PARALYSIS • WIFE-SAVER • RESTRICTED PHYSICAL ACTIVITIES.

WRITE FOR FREE BROCHURE

AMERICAN STAIR-GLIDE CORP.
201 W. 80th Terr., Dept. AH6, Kansas City, Mo. 64114

FURNISHED IN EARLY AMERICAN?

Send 25¢ For Famous Sturbridge Catalogue "1,000 Pictures Of Basic Items For Furnishing An Early American Home"

All by mail at modest prices. Money-Back Guarantee even s/w. includes shpg. chgs.

STURBRIDGE YANKEE WORKSHOP
the Nation's Center for Early American

462 Brimfield Turnpike, Sturbridge, Mass. 01566

SUPER VALUE!! ONLY $1.00

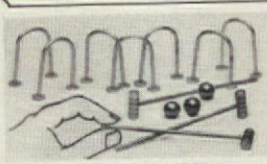

MINIATURE CROQUET SET

Play with this 13 pc. solid brass set with the tablecloth or carpet as your lawn. 7 wickets, 3 balls, 3 mallets (3¼").

No. 3700 . . . $1.00
6 for . . . $5.00

BONUS GIFT: $1.50 CREDIT on mail orders $10.00 or more from our 52 pg. CATALOG of old fashioned handcrafted toys, dolls, games, cherrywood doll house furn., etc. (Avail. soon). Free with order, or send 25¢.

No COD'S, satisfaction guar. PPD. Add tax. Trade Inquiries Invited.

FEDERAL SMALLWARES CO. Dept. 1
85 Fifth Ave. (16th St.), New York N.Y. 10003

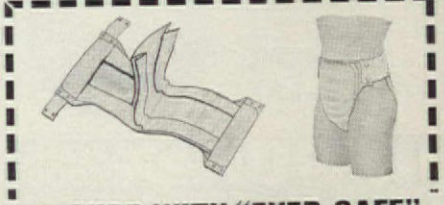

BE SURE WITH "EVER-SAFE"

Go Anywhere, Sit Any Place, SAFE from "Lack of Control!"

"EVER-SAFE" is Cool, Undetectable, Comfortable & Effective. Weighs only 7 oz. Novel "fluid barriers" with heat-welded seams enclosing absorbent launderable liners in soft vinyl, prevent escape of any moisture. Clothes, bedding stay dry. Use 2 sets of liners for full nights sleep without change. Moneyback guarantee. Sizes for all ages — men, women & children.

ORDER BY WAIST SIZE!
Complete with liners $6.95 ppd.
Extra liners $2.95/set ppd.
50 Disposable liners $6.95 ppd.
RALCO MFG. CO. Dept. L
1534 E. Edinger, Santa Ana, Calif. 92705



BLUE BIRD OF HAPPINESS

Enchanting solid crystal lovebird is a rich deep blue in color and delicately detailed. It is signed by the famous Swedish artist "Tyko," who designed it. A masterpiece in crystal for those who enjoy and love fine quality. Truly a collector's item. Order several to give as gifts.

$5.50 each; 2 for $10.50. Add 50¢ postage

FERRY HOUSE Dept. AH-672 Briarcliff Manor, N. Y. 10510

BLOW YOURSELF UP TO POSTER SIZE

Great gift or gag idea. Ideal room decoration; perfect for parties. Send any b&w or color photo, polaroid print, cartoon or magazine photo. For slides and negatives add $1.00 per poster. Better originals produce better posters. Giant b&w poster mailed in tube.

RUSH SERVICE orders shipped in 1 day by first class mail. Add $2 per poster ordered.

2 x 3 FT.-$3.50
1½x2': $2.50, 3x4': $7.50

Your original returned undamaged. Add 50c for postage and handling for EACH item ordered. N.Y. residents add sales tax. Send check, cash or M.O. (No C.O.D.) to:

PHOTO POSTER Dept.AH672, 210 E. 23 St., N.Y. 10010

?

IF YOU WOULD LIKE TO FIND OUT HOW TO PLACE AN ADVERTISEMENT IN THE AMERICAN HOME MARKET PLACE, WRITE:

AMERICAN HOME MAGAZINE
DEPARTMENT MP
641 LEXINGTON AVENUE, NEW YORK, N.Y. 10022

The name is needlepoint

Name Tote Bag in natural straw is exclusively *yours* as you add your name in needlepoint! Kit: 9½x9½x4 in. bag, canvas, lettering chart, needle, wool in choice of red, green, navy, orange, brown or lavender. $3.95 plus 50¢ postage. Victoria Gifts, 12A Water St., Bryn Mawr, Pa. 19010.

FATHER'S DAY SPECIAL

Baby's First Shoes BRONZE PLATED IN SOLID METAL

Only $3.99 a pair

GUARANTEED PARENTS' MAGAZINE

Limited time only! Baby's precious shoes gorgeously plated in SOLID METAL for only $3.99 pair. Don't confuse this offer of genuine lifetime BRONZE-PLATING with painted imitations. 100% Money-back guarantee. Also all-metal Portrait Stands (shown above), ashtrays, bookends, TV lamps at great savings. Thrillingly beautiful. The perfect Gift for Dad or Grandparents. SEND NO MONEY! Rush name and address today for full details, money-saving certificate and handy mailing sack. Write TODAY!

AMERICAN BRONZING CO.
Box 6504-F1 Bexley, Ohio 43209

CREATE EXQUISITE DECORATOR CANDELABRA WITH REMARKABLE NEW

FLAME-ART™ CANDLE KIT

Sensational new Flame-Art candle kit magically creates striking dripped wax candelabra . . . fun aplenty for the rec-room, beautiful enough for a dinner party centerpiece. Fascinating to watch! Classic metal holder with specially designed "petals" and super-drip candles with unique spiral wick speed the flow of wax to create dramatic "waterfalls" of exquisite color. Kit includes 8" holder and box of 8 candles in assorted colors. Instructions tell how to control flow of wax to create the decorator effect you want. Specify Antique Silver or Wrought Iron finish holder. Just $4.95 plus 85¢ postage.

MasterKit, Dept. 262, Warsaw, Illinois 62379

7 Magnificent "Rainbow" Colors!

Huge price cut on popular perennials. Save 57% on hardy, fully guaranteed and easily-grown Iris! Lovelier each year. 1 each yellow, red, black, white, pink, bicolor and blue. Special $3 ppd. price in 48 States includes ALL 7 Iris plus 92-page color catalog (no C.O.D.). Offer ends Aug. 1. Or send 50¢ for catalog only.

GILBERT H. WILD & SON, INC.
DEPT. AH-672 SARCOXIE, MO. 64862

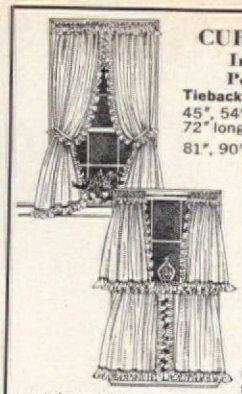

CURTAIN CHARM

In White Ruffled Permanent Press

Tieback
45", 54", 63" 72" long..... 8.50 pr.
81", 90" long..... 10.50 pr.

Tiers
25", 30", 36" 40" long.... 6.00 pr.
2 pair to window as shown 12.00
(All pairs 80" wide)

Matching Valance
10" x 70"..... 3.00

Please add 75¢ to each order for handling

Order these white ruffled permanent press curtains with true New England simplicity, warmth, and handmade look for every room in the house. Practical, long-wearing, these white permanent press curtains will retain their crisp appearance with a minimum of care.

Satisfaction guaranteed. Check or money order please. No COD's please. Write for brochure showing full line of curtains in many styles and fabrics. Mass. res. add 5% sales tax.

COUNTRY CURTAINS
STOCKBRIDGE, MASS. 01262 DEPT. 62

$5.90 TERRY ROMPETTE

In s-t-r-e-t-c-h Nylon and Cotton, with elasticized top and legs; built-in French bra, rope tie belt. For sunning, exercising, lounging. Aqua, White, Hot Pink, Sun-Gold, Lime or Lilac. Sizes S, M, L.

$5.90 plus 60¢ post.

(Sorry no COD's)

Satis. Guar.

IMMEDIATE DELIVERY

VICKI WAYNE
610-A6R-So. Country Club Rd., Tucson, Arizona 85716

WHITE'S ELECTRONICS INC.

THE WORLDS LARGEST LINE OF MINERAL & METAL DETECTORS

Goldmaster 66 TR
$269.50

PRICES START AT 69.50 AND UP.

BUDGET TERMS – BANK AMERICARD – MASTER CHARGE

WHITE'S ELECTRONICS INC., U.S.A. Room 81 1011 Pleasant Valley Road Sweet Home, Oregon 97386

LTD., CANADA Room 81 33784 Hazel Street Abbotsford, B.C. Canada

THERE ARE NO FINER AT ANY PRICE. . .

Personalized Studio Cards

For BIRTHDAYS ANNIVERSARIES CONVALESCENCE

On these artistically designed greeting cards we **custom print** your names into a delightfully sophisticated message to make your cards remembered. Assortment includes 20 cards (all different!) & envelopes for Birthdays, Anniv'ys & Get-Wells, all in **good taste** (no nasty or smart-alecky cards) colorfully printed on fine vellum stock. An ideal gift! Orders mailed within 48 hours. Money refunded if not delighted. Send $5.98 and either first names or family name.

College Hall Cards Dept. K
199 HICKORY DR. LARCHMONT, N.Y. 10538

MAKE THIS CUBE TABLE WITH PLEXIGLAS®

FOR HALF THE COST OF READY MADE

This booklet tells you how to make a cube table and 39 other exciting and useful home projects in sparkling Plexiglas acrylic sheet. Send 25¢ to P.O. Box 4470 AB, Philadelphia, Pa. 19140

ADDRESS LABELS with NICE DESIGNS

Any Initial, American Flag, Pine, Gull, Palm, Roadrunner, Saguaro, Rose. [Also available are Texas Flag, Maple Tree, Treble Clef, or Palette.] Up to 20 letters per line, 4 lines. Printed in black on white or gold gummed labels 1½x½". Packed in neat plastic box. 500 on white or 250 on gold for $2 ppd. Or on DELUXE SIZE, 1¾x⅝" for $3 ppd. Specify Initial or Design desired. Via air, add 33¢ per order. Bruce Bolind, 166 Bolind Bldg., Boulder, Colo. 80302. Thank you kindly!

DATED NEWSPAPER COPY

Find out what happened the day you were born—or any other special date. You pick the date—any time from Jan. 1, 1900 through Dec. 31, 1964; you'll get the front page copy of the New York Herald Tribune for that day. Please specify exact dates.

$1.50ppd

Holiday Gifts Dept. 606-B
WHEATRIDGE, COLORADO 80033

DEAR American Home

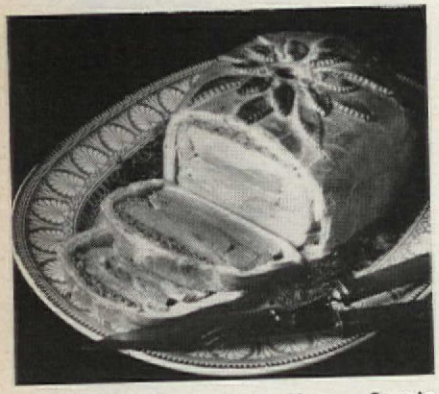

Our March recipe favorite: Ham en Croute

HAM FANS

Please send me a copy of Cooking Lesson No. 43 by Jacques Jaffry—Ham en Croute—which I saw in your March issue. Thank you for an early mailing, as I'd like to try out this recipe before serving it to guests at Easter dinner.

Mrs. C.W. Vear
Annandale, Va.

Thank *you*, Mrs. V. You are not alone. Judging by our readers' interest, Ham en Croute hogged the Easter dinner limelight at lots of American homes this year, Connecticut to California. We hope all of you enjoyed it thoroughly.

PLUMB COINCIDENTAL

For some time now I've been teased about certain articles appearing in AH, *for my name is also Barbara Plumb! To add to the confusion, my husband and I are very interested in architecture and the environment. Just last summer we spent a short time exploring and photographing Jonathan, Minn. (I'm a home-economics teacher; he is Information Specialist for the city of Duluth in the Planning Department.) He had a difficult time convincing some of the planners that I did* not *write the Jonathan story in your February issue! Even more coincidental is your "Plumb Line." When my husband was Area News Editor for the* Fergus Falls [Minn.] Daily Journal *in 1965–66, he had a weekly column called "Plumb Line."*

We have enjoyed AH *over the past few years. Keep on writing those interesting articles and we'll keep on accepting the compliments!*

Barbara (Mrs. Gerald M.) Plumb
Duluth, Minn.

SITED FOR UPGRADING

Many thanks for your kind words in the April issue. I hope other people will take a whack at upgrading their environment as a result of the splendid job AH *did with our story about "The House That Ingenuity Built." With the advent of the four-day work week it should be even more possible to more people. If you know anyone who would like detailed advice on how to do it, let us know.*

Allan Anderson
Rye, N.Y.

TRAFFIC STOPPER

Several years ago we sent for an AH *house plan. Now, the house is finally finished! We did much of the work ourselves and slaved over every detail. Oh, we made a few goofs—and some changes to suit our needs—but the house has worked out perfectly for our family. Since it's on a lake where there is quite a lot of traffic, it's not unusual for passersby to knock on our door and ask if they could see it!*

(Mrs.) Gay Barton
Hastings, Neb.

TENNIS BOOM

Never have I received so many calls, comments and letters—all as a result of your March Lifestyle *article on our Community Tennis Program. Thanks for the tremendous boost you've given to tennis.*

(Mrs.) Eve Kraft
Princeton, N.J.

"FLIPSY" DOODLE?

The Skipsy Doodle seesaw (pictured in your January Lifestyle *on toy-safety lawyer Edward Swartz) is the most dangerous toy I ever bought for my children. My four-year-old received the worst goose egg of his life when he catapulted over his brother's head onto our family-room floor the very first time he rode on it. Needless to say, I disposed of this unsafe toy. Perhaps Mr. Swartz would be wise to follow suit!*

(Mrs.) Bonnie Zwernemann
Houston, Tex.

IN THE SAME MAIL, BUT . . .

The Skipsy Doodle pictured in AH *was designed by nursery and elementary-school children. During the developmental stage, we continually modified the toy so it could be used effectively in ways we saw the children attempting to use it. Apparently they were quite successful as "designers." Many parents have written to thank us for producing a toy so completely safe and easy to use.*

Lawrence M. Sherman, General Partner
Cambridge Research & Development Group
Westport, Conn.

Address all letters to the editors to Dear American Home, 641 Lexington Ave., New York, N.Y. 10022.

Mediterranean-Look Decorator Shelves



Ornaments 5 Full Feet of Wall Area
Buy the pair and save!
ONLY $5.49

Each unit ONLY $2.98

GIVES A FEELING OF OLD-WORLD QUALITY!



From its tasteful styling with authentic spindle dowels to its warm fruitwood finish! Your treasured knick-knacks look like precious objects d'art on these beautifully crafted Mediterranean style components. Each easy-to-assemble unit has two 18-inch shelves, and two 10½-inch shelves; overall width of each unit is 25 inches.

MAIL 10 DAY NO RISK COUPON TODAY!

GREENLAND STUDIOS
9184 Greenland Building, Miami, Florida 33054

Please send me_____ shelf units (#11848) @ $2.98 each plus 65¢ post. Or only $5.49 per pair, plus 85¢ post. Enclosed is check or m.o. for $_____.

☐ Send C.O.D. I enclose $1 goodwill deposit and will pay postman balance plus all postal charges.

Name_____

Address_____

City_____ State & Zip_____

BEAUTYREST. THE OVERNIGHT VACATION.

Beautyrest people get a sleep so deep it's like an overnight vacation. Our separate coil construction does it. It supports you at night like your muscles do all day. Firmly. Separately. As a result, you sleep effortlessly and wake up feeling like you've had a vacation. And since any of our four firmnesses can give you this feeling, why spend the night anywhere else?

Beautyrest by Simmons
To give every part of your body a good night's rest.

Beautyrest prices start at $89.95. Prices suggested except in Fair Trade States. For a free booklet "How To Buy A Mattress," write Simmons, 2 Park Ave., New York, N.Y. 10016.

Look...
even clean water
lets spots form.

But Cascade
in your dishwasher
gets dishes
virtually spotless.

Surprise them with cider. Not with spots.

Get the Cascade look... virtually spotless.

Serve cider for a change—your treasured family pitcher will go beautifully with the elegance of your modern crystal. Crystal you want to sparkle as only crystal can. That's why we suggest you use Cascade. It's an excellent dishwasher detergent. Cascade's sheeting action fights drops of rinse water that could dry into spots—leaves dishes virtually spotless. Try Cascade, in the shiny green box, and get the Cascade look.

Cascade fights drops that spot.