FOR ACTIVE YOUNG HOMEMAKERS

American Home

SUMMER 50¢

OF THE LIBRARY
JAN 2 1969
NORTH CAROL
BORO

LOVE is our theme

LOVE IS...
Setting a pretty table for very special people

A hamperful of picnic surprises

A magic garden for children

A house you feel at home in

PLUS
Cooking class: how to prepare shrimp
Southwest barbecue with all the trimmings
Can YOU get a mortgage today?

1213 FILMBTCA02&DEC 69
MRS N G FONVILLE
1213 FILMORE ST
RALEIGH NC 27609

Think colorful thoughts

Know what happens when you put a floor of Armstrong's spicy new colors in your old kitchen? New life in the room happens! A big lift to the spirit happens!

Think of Armstrong Coronelle® Vinyl Corlon® happening to your house.

Only Armstrong knows how to make colors glow from deep within the floor. See them glow at your Armstrong retailer's. He's in the Yellow Pages under "Floors." Ask about his time payment plan.

We put our name on every roll so you know you're getting Armstrong deep-glow colors and Armstrong quality.

Free! "Color Creates the Mood," our *new* 24-page booklet of decorating ideas. Write Armstrong, 6807 Pine St., Lancaster, Pa. 17604.

Armstrong

"We want to test your aptitude for accounting"

Take our free Aptitude Test. It may start you on the road to an exciting career... at a salary you may have thought only a man could earn.

by Byron Menides



Byron Menides is the President of the International Accountants Society. He was formerly a specialist in international surveys with Arthur Andersen & Co., one of the world's largest accounting firms, and has held other top positions in the business and educational fields.

Here is your opportunity to discover whether you have the aptitude to succeed in one of the world's best-paid careers—accounting. All you need do is take our free Accounting Aptitude Test at home, in your spare time. We'll tell you if you can be trained for success in this rewarding field of business.

Thousands of women who have taken the test, and developed their skill through our training, have gone on to successful careers as accountants, office managers, auditors, financial analysts and even business executives. For accounting is ideally suited to a woman's unique abilities. It's a field where women are not merely "accepted"—they are just as eagerly sought after as men.

It makes no difference how little experience in business you've had. If you have a high school diploma or equivalent—if you like working with figures—then one of the world's best-paid careers for women is open to you.

Accountants wooed and rewarded as never before

Almost without warning the needs of American industry have exploded—creating a demand for trained accountants that far exceeds the supply. Today, and for years to come, this "accounting gap" offers the richest incentive for women who want interesting jobs. It offers an opportunity to say goodbye forever to salaries of $75, $100, $125 a week and make twice as much as you ever expected to earn. And once you learn accounting, you'll be secure for the rest of your life. In good times or bad, accountants are always needed, always very much in demand.

How you can learn the skills of accounting

The International Accountants Society has trained many thousands of ambitious women to become accountants. It is the largest and oldest home-study school devoted exclusively to the teaching of accounting and allied subjects.

One key to the school's success is its practical technique of teaching: *you learn by doing*. You do what accountants do—face the problems they face—just as though you were learning on the job. This is not only a more effective way to learn, it is highly enjoyable. You actually see your skills grow, lesson by lesson. And every step of the way, you are guided by skilled faculty members who are Certified Public Accountants with both practical and teaching experience in the field.

Our students succeed

This training has helped women all over the country find prestige jobs in accounting. Here is what some of them have to say:

Nancy J. Norton of Los Angeles, Cal., says: "Last week I celebrated my month's anniversary on the new job. I attribute much of the credit to the I.A.S. Course. It is most gratifying to have successfully progressed from the secretarial field to that of office management."

Mrs. H. M. Atkins of Augusta, Ga., writes: "Thank you for helping me to learn a profession. Studying at home was the only possible way that I could have learned, because I had to keep house and rear my child in addition to working for my present employer."

Ellen A. Kane of Cleveland, Ohio, reports: "A year ago, before I had heard of I.A.S., I was pretty discouraged with the picture of a bleak future as an ordinary office clerk. Eight months after I started studying with I.A.S. my income increased 80%. I am now ready to make another change, which will increase my monthly income 110%—and I have not yet completed my first year with I.A.S."

And Mrs. D. M. Jaradine of Toronto, Ontario, writes: "I must tell you the good news—I have been promoted to the position of Assistant Controller. Thanks to your Accounting Course, I have been rescued from a go-nowhere job and have found a meaningful, rewarding career."

Major firms use our training

Companies like National Cash Register, General Mills, Standard Brands, Swift & Co., RCA, Campbell Soup, Scott Paper and many others use the International Accountants Society to train their own employees in accounting procedures. And thousands of women who have taken our course now hold fine positions with leading corporations and the government.

Send for free Aptitude Test

Mail the coupon below and we'll send you our free Aptitude Test in accounting to take right at home. When you complete the test, simply mail it to the school. We will grade it and return the test to you. There is no obligation.

We will also send you a 24-page brochure, "Your Business Success through Accounting," describing the many opportunities for women in accounting today.

Find out if you have the ability to become a successful accountant. Take that all-important first step by sending for your free Aptitude Test and informative brochure today.

International Accountants Society, Inc.
A Home Study School Since 1903
Dept. 8600, 209 West Jackson Blvd.
Chicago, Illinois 60606

Please mail me a copy of your free Aptitude Test and 24-page brochure, "Your Business Success through Accounting." I understand this does not obligate me in any way.

Mr.
Mrs. ..... Age .....
Miss [Circle one and please print]

Street .....

City ..... County .....

State ..... Zip .....

Accredited by the Accrediting Commission of the National Home Study Council.

How did 31-year-old Mrs. Garey pass as a 19-year-old?



Ivory Liquid gave her a hand.

The kids at the teenage gathering thought it was a put on when Mrs. Diane Garey finally told them she was thirty-one. Teenage hairdo, makeup, and dress helped fool them into believing she was nineteen. But her Ivory Liquid hands didn't need any help. They already had a creamy young look.

Mrs. Garey uses the creamiest, mildest Ivory Liquid ever. She does dishes for a family of four, but her hands don't give away her age.

Why let *your* hands get old-looking when, like Mrs. Garey, you can use the creamy, mild dishwashing liquid that leaves hands with a creamy young look? Use Ivory Liquid.

Creamy, mild Ivory Liquid leaves hands with that creamy young look.

FOR ACTIVE YOUNG HOMEMAKERS

SUMMER, 1968 VOL. LXXI. NO. 6

American Home

HUBBARD H. COBB, EDITOR

HELEN DE MOTTE Managing Editor
JEAN LA MUNIERE Art Director
LESLIE R. FORESTER Copy Director

ALAN C. BORG Building
VIRGINIA T. HABEEB Food and Home Equipment
VERA D. HAHN Decorating
EVANTHIA KONDONELLIS Garden
DOROTHY L. BRIGHTBILL Home Projects
ANN MC LAUGHLIN Market Place
JOSEPH TAVERONI Art Editor
NANCY C. GRAY Pacific Coast
FERDINAND D'ESPOSITO Production Coordinator
HELEN W. CANHAM Assistant to the Managing Editor

ASSOCIATES
Helene Brown/Decorating
Frances M. Crawford/Food
Dorothy B. Humanitzki/Editorial
Jacques Jaffry/Chef
Barbara Behen Karr/Equipment
Arthur J. Maher/Building
Alma McArdle/Field Editor
John Rivera/Art

ASSISTANTS
Lietta Dwork
Nancy Anne Hecht
Jane Kiernan
Arlene Petroff
Jo-Ann Simpson
Marcia Spires
Jane Uetz
Alexandra Walker

COVER: Buffet for the neighbors—just one of the lively table settings in this issue.
Story begins on page 63.
Photographer: Harry Hartman.

JOHN L. COLLINS Publisher

THE CURTIS PUBLISHING COMPANY
MARTIN S. ACKERMAN President

©1968 The Curtis Publishing Company, Philadelphia, Pa. 19105. All rights reserved. Title reg. U.S. Patent Office. Published monthly except Summer (July-August) and Winter (January-February) issues: ten issues per year. Second-class postage paid at Philadelphia, Pa., and at additional mailing offices. Authorized as second-class mail by the Post Office Department, Ottawa, Canada, and for payment of postage in cash. All mail concerning subscriptions should be addressed to **American Home,** Subscription Service, Phila., Pa. 19105. **SUBSCRIPTION PRICES:** U.S. and Possessions and Canada: One year $4.00. Pan-American countries: One year $5.50. All other countries: One year $6.00. **UNCONDITIONAL GUARANTY:** We agree, upon request direct from subscribers to **American Home,** Independence Square, Phila., Pa. 19105, to refund the full amount paid for any copies not previously mailed. **THE CURTIS PUBLISHING COMPANY,** Martin S. Ackerman, President; Cary W. Bok, Sr. Vice Pres.; G. B. McCombs, Sr. Vice Pres.; Kenneth B. Artz, Treasurer; John L. Collins, Vice Pres. and Publisher of **American Home.** The Company also publishes The Saturday Evening Post, Ladies' Home Journal, Holiday, and Jack and Jill. Executive offices, **American Home,** Independence Square, Philadelphia, Pennsylvania 19105. Editorial and advertising offices, **American Home,** 641 Lexington Avenue, New York, New York 10022. **CHANGE OF ADDRESS:** If you plan to move, please notify our subscription department, **American Home,** Subscription Service, Phila., Pa. 19105, at least eight weeks in advance of your move. Send new and old address and, if possible, label from a recent copy.

HOMES AND MAINTENANCE

20 How to Frame a Deck
33 New Products: Mainly for Men
36 Four Simple Backyard Ideas
43 Pick the Paving That's Best for You
69 A Snug House for Two
78 Dress Up That Old Door
113 What Your Air-Conditioning Contractor Should Do

DECORATING

10 Loving Touches Around the Home
18 Decorating Newsletter
26 What Does it Mean: Know Your Chair Backs
57 A House With Heart
60 Table Settings: Love Makes it an Occasion
61 Breakfast in Bed
61 Brunch for the Family
62 Birthday Party to Remember
63 Buffet for New Neighbors
65 Dinner for Your In-Laws
65 Midnight Supper for Two
76 Decorating Clinic

FOODS, KITCHENS, AND EQUIPMENT

52 A Summer Love: The Picnic
53 Elegant Picnic for Two
54 All Aboard for Family Fun
55 A Teen Cake Box Eat-In
72 Buyer's Guide to Refrigerators: The Family Appliance
84 Learning to Cook
98 Where There's Smoke, There's a Barbecue
100 Preparing the Chow
102 The Eating Is Great
106 Cooking Lesson No. 10: Secrets of the Shrimp
118 News and Notes

GARDENING

50 "Come Into Our Magic Garden"
66 Gardens Are for Lovers

HOME PROJECTS

8 More American Home Kits: Cross-Stitch Red Geraniums

FEATURES

4 Dear Reader
16 Beauty at Home: Don't Take a Vacation From Beauty
24 The Most From Your Automobile: The Importance of Tires and You
30 Health in the Home: Food Poisoning—A Summer Hazard
38 Your Chances for a Mortgage
44 Money Management: Health Insurance—How Much Is Enough?
47 Love
48 Two's a Ball
74 Shopping Information
117 Books and Booklets

SHOP BY MAIL

120 Market Place

ALL CORRESPONDENCE RELATING TO YOUR SUBSCRIPTION
should be accompanied by your address label. If you are receiving duplicate copies, please send both labels. We are able to answer inquiries by telephone in many areas. Please note your number here:

AREA CODE:_____ **PHONE:**_____

ADDRESS ALL INQUIRIES TO:
Subscription Service, The Curtis Publishing Company, Independence Square, Philadelphia, Pennsylvania 19105

SUBSCRIPTION PRICES:
U.S. and Possessions and Canada: One year $4.00.
Pan-American countries: One year $5.50.
All other countries: One year $6.00.

TO CHANGE OR CORRECT YOUR ADDRESS—Attach label from your latest copy here and show new address below—include zip code. When changing address please give six weeks' notice.

Miss
Mrs.
Mr.

name (please print)

address

city state zip code

Postmaster: Send form 3579 to Curtis Subscription Service, Philadelphia, Pa. 19105.

Printed in U.S.A.

Kitchen waxes aren't safe for wood floors

The main ingredient in your kitchen floor wax is water. This is fine for kitchen floors. But you know what water does to wood: it warps, ruins the grain, dulls the finish.

Paste wax, on the other hand, is slow to apply and requires extra work to buff. What else is there?

The best way of all: One-Step Wood Floor Care by Armstrong. We made it as easy to use as kitchen floor wax. But we made it especially for wood; not a drop of water in it.

We put in a good *cleaner*, and a real tough *wax* that leaves the wood shiny and well protected.

And you never have to break your back buffing.

It won't hurt to try it.

ONE-STEP WOOD FLOOR CARE

Created by the maker of Armstrong FLOORS AND FLOOR-CARE PRODUCTS

Now a napkin that protects like two, feels like one.

New Kotex® Plus

The plus comes from an absorbent little extra napkin placed in the center of a Kotex napkin, where it can do the most good. It protects like two napkins—yet feels like one, because it is less bulky around the edges. You feel more secure, more comfortable, more relaxed. Try it—New Kotex Plus, the extra protection napkin.

THE FINEST FEMININE PROTECTION COMES FROM KIMBERLY-CLARK
KOTEX PLUS, KOTEX® WITH SOFT-IMPRESSIONS®



DEAR READER

As we say on the cover, the theme of this issue is love. There will be some who might think this is a peculiar subject for a magazine such as ours to become involved with. They are wrong. Love has many dimensions but certainly one of the most apparent is the love between husband and wife, parents and children, family and home, home and neighborhood. We hope you will get as much pleasure and enjoyment out of this issue as we had in putting it together because it was a perfect sweetheart from start to finish.

As a general rule, putting out an issue of a magazine is not without its problems. Sometimes it's the weather that seems set on making life difficult. Sometimes it's the eye of the camera that doesn't quite want to catch what the eye of the editor needs. Sometimes it's a mule-minded member of the staff who can't decide whether he wants to respond to a carrot or a whack from a 2x4. And sometimes you know what you want to say but the words just don't go together the way they should.

But this issue was different. Nothing went wrong. The weather, the camera, the people, and the words all seemed happy and co-operative. It was just one of those lucky breaks that just happened but maybe it was because of the subject.

We feel there are two great motivating forces in this life, two forces always in competition with each other. If one of these is love, the other must be the opposite. If you put your heart and soul into love, it will eventually dominate the other. This is something we don't know too much about. But the fact remains that all of us who were engaged in putting out this particular issue of *American Home* found great happiness and satisfaction in its execution, and we certainly hope some of the feelings we had for this issue will be conveyed to you through the pages that follow.

HUBBARD COBB
EDITOR

It's one third of your life. Spend it dreaming in Wamsutta.

Dream a little longer. This is No-Iron Ultracale.

SHOWN: "THE CLASSIC TOUCH"™ ON STAY-FRESH ULTRACALE®. 50% FORTREL® POLYESTER 50% COMBED COTTON.
BLUE, PINK, GOLD, OLIVE OR WHITE SCHIFFLI EMBROIDERY ON WHITE. HEMSTITCHED. WAMSUTTA MILLS (DIV. OF M. LOWENSTEIN & SONS, INC.), 1430 B'WAY, NEW YORK, N.Y. 10018.
ALSO FROM WAMSUTTA® FOR THE FAMILY: SUPERCALE®, LUSTERCALE® BABYCALE®, AND HERITAGE TOWEL COLLECTION. IN FINE STORES FOR THE FINEST HOMES.

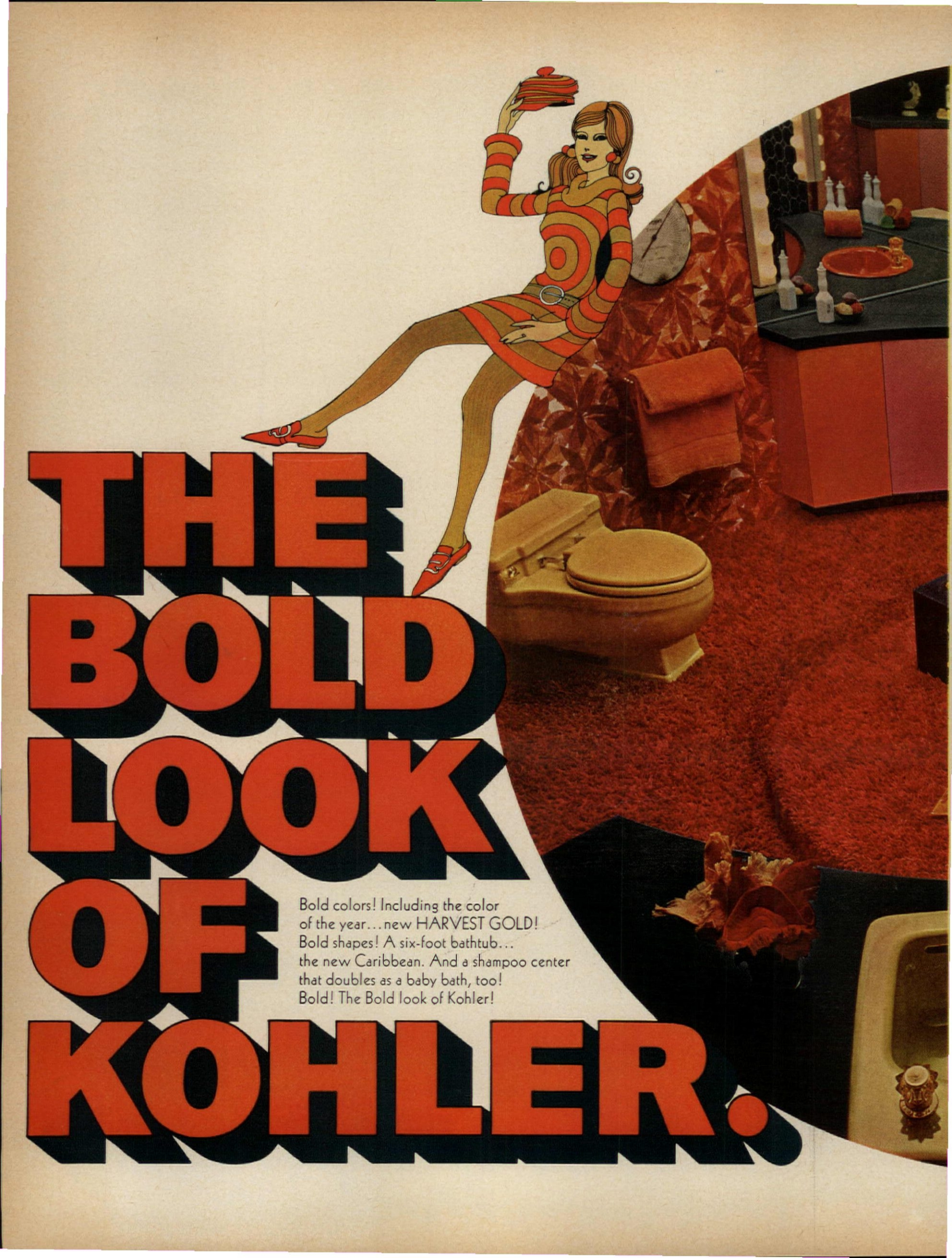
THE BOLD LOOK OF KOHLER.
Bold colors! Including the color of the year...new HARVEST GOLD! Bold shapes! A six-foot bathtub... the new Caribbean. And a shampoo center that doubles as a baby bath, too! Bold! The Bold look of Kohler!

BOLD GOLD! New Flair fittings, by Kohler, present a gem-like beauty: diamond-bright acrylic and 24-carat gold electro-plate. As you see in the main illustration, they're quite at home with any color, from new Harvest Gold, to vibrant Tiger Lily.

BABY'S TURN NEXT! Now it's shampoo time. And so convenient at the Kohler shampoo center, the *Lady Fair*, with its wide, roomy basin, its easy-rinse spray arm. Makes an ideal baby bath, too. (You can use it for the lingerie later.)

ACCENT COLOR LAVATORIES! Bold contrast for new Harvest Gold and Kohler pastels. Rimless design for clean appearance, easy installation.



THE WORLD'S MOST COMFORTABLE BATHTUB is the Kohler Caribbean: a full six feet of stretch-out relaxation. Recessed grip rails. Slip-resistant Safeguard® bottom. Choose any exterior treatment: sunken tub, paneling, tile, plastic laminates—even run the carpeting up the sides!

THE BOLD LOOK IN KITCHENS. In a sink that makes sense. A big basin for dishwashing; a tidy size for scrapings. No-rim design looks neater, cleans easier, saves installation costs. *The Lakefield*, by Kohler. Now in 12 colors including new Harvest Gold. (Shown: Tiger Lily)

KOHLER OF KOHLER

For our new brochure, send 25¢ to Kohler Co., Kohler, Wis. Dept. AH

nahb The Name of the Game is Living. Explore a New Home Today.

MORE AMERICAN HOME KITS

CROSS-STITCH RED GERANIUMS

By Dorothy Lambert Brightbill

You can almost smell the crisp, clean fragrance of these cross-stitch red geraniums. The design is stamped on creamy white 100 percent linen. The embroidery is so easy and fast the simple flower stems will grow like magic under your fingers. Both place mats and cloth are completely finished with red beauty-edge to match the red linen napkins—also completely finished. Order two place mats with napkins or take advantage of a great savings by ordering four. The luncheon or bridge cloth is 48 inches square—which is large enough to allow an attractive drop over on the sides of an average bridge table. See prices in coupon below.

Fill out coupon and enclose check or money order. New York State residents please add sales tax. Allow 3 to 4 weeks for handling and mailing. (Sorry we are unable to handle Canadian, foreign, or C.O.D. orders.) Please indicate your zip code.

American Home Magazine, Dept. GS
P.O. Box 8, North Station, Yonkers, N.Y. 10703

I enclose $_____ for item(s) check below.

_____Red Geranium Place Mats GS2-183 (2 mats, 2 napkins).....$2.98

_____Red Geranium Place Mats GS4-184 (4 mats, 4 napkins)..... 4.00

_____Red Geranium Luncheon/Bridge Cloth GST-185 (cloth and 4 napkins).... 6.99

_____New color catalog of available kits. .25

please print name

address

city state zip code

The Warners had a deep-seated decorating problem.

See how beautifully Ethan Allen helped them solve it.

The Warners' problem was Mr. Warner. He didn't fit into the type of dining room Mrs. Warner wanted.

She dreamed of a delicate, elegant room. And delicate was something Mr. Warner was not.

So the Warners took their problem to our Ethan Allen gallery. You see above the happy solution we helped them find.

We're not just furniture salesmen, but skilled home planners, anxious to help with any decorating problem. We listened to Mrs. Warner's ideas. Looked at Mr. Warner. Then suggested American Traditional in gracious Sheffield cherry.

We helped Mrs. Warner coordinate her carpet, draperies and wallpaper panels. Sconces, candlesticks and accessories are all from the Ethan Allen collection—each carefully chosen to achieve the delicate elegance Mrs. Warner was after.

Mr. Warner? He finds American Traditional "downright comfortable".

Decorating problem at *your* home? Let us help. There are over 2,000 designs in the Ethan Allen collection. All open stock. All "in style" forever.

You'll find them all pictured in color in complete room settings, along with many important do's and don'ts on decorating, in our 9″ x 12″, 336-page Ethan Allen Treasury. You'll also see our many lamps and accessories. For your *free* copy, stop by your nearest Ethan Allen gallery.

☐ Please send name of my local Ethan Allen gallery, where I can obtain a *free* Treasury.

☐ I enclose $2.50. Please send the 336-page Treasury direct to me.

Send to: Ethan Allen, Dept. AHE-78, P.O. Box 376, Minneapolis, Minn. 55440. Please print clearly.

Name _____

Address _____

City _____

State _____ Zip _____

Ethan Allen We care about your home...almost as much as you do.

AMERICAN TRADITIONAL INTERIORS

Slicker way to solve moisture problems

Lowe Brothers Latex House Paint. Puts an end to peeling and blistering because it "breathes" to release trapped moisture. You can even apply it on damp surfaces with brush or roller. Quick cleanup with soap-and-water. And colors and white stay brighter longer.

LOWE BROTHERS PAINTS

STYLE-TESTED COLORS FOR HOME AND INDUSTRY

LOVING TOUCHES AROUND THE HOME

What is it about your home that says you especially care for your husband, your children, your guests? Most often it's the small comforts, the conveniences, the little things you do that express your feelings best. Here—some bright ideas to keep in mind.

We think everyone should enjoy equal comfort at the dinner table, so our vote goes to the best chairs you can afford all around—not just for the host and hostess.

Learned from the French: keep terry robes handy for after-bath comfort. Since size is no problem, have enough on hand for everyone in the family, and spares for overnight guests.



Having your bed turned down for you is a special treat that's available only in the very best hotels today. We always wonder why. It's so easy to take the spread off, plump the pillows, neatly turn down the sheet and blanket—and what a blessed relief after a late night out.



Eat all over the house for a change—wherever it's prettiest that day. Dine by fireside on a cool summer night, lunch before the living room window to enjoy the view, breakfast by a sunny bedroom window.

Cookie jars and candy dishes are meant to be used. Keep them out and deliciously filled.

Fresh flowers don't have to cost a lot. Go out in your yard and raid your garden. Or walk along the railroad tracks if you live in suburbia—pick a big bunch of day lilies, Queen Anne's lace, black-eyed Susans.

You turn in your car every two or three years, why not your bedding? According to statistics, you spend a third of your life in bed so make sure your mattresses are straight and firm, not rump sprung like hammocks. Check the pillows, are they fresh and plump? Good mattress pads make a good mattress better. If you use white sheets, blue ticking and blue pillowcases make white look snowy.

(continued)

Introducing the plumping machine.

What plumping machine?
The bag, silly.
A simple polyethylene bag. Like your sandwich bags at home.
Okay, so it's not an atom smasher. But it's fattening up our Chiquita Brand Bananas faster than anything we've tried in the last fifty years.
It goes on when the bananas are still green and growing, and it works as kind of a portable hothouse.
It traps in the warmth of the sun, but shields out the burning rays. It measures in the moisture. It keeps out the cold.
But the important thing is that it helps give us a banana that's always full, always sweet.
A meaty banana with a tight, sleek peel. A banana with a sheen and bloom that's hard to come by anywhere else.
Now if everyone who grew bananas used a plumping machine, you wouldn't have much to complain about.
Isn't it nice for us that they don't.

Chiquita® BRAND BANANAS

Chiquita® Brand Bananas.

Chiquita is a registered trademark of United Fruit Company

FREE! 24 Page WINDOW IDEAS

Before you build, buy or remodel, send for this helpful book. See how to eliminate storm window and screen chores . . . what windows best suit the design of your home . . . and why PELLA WOOD WINDOWS protect best against winter cold and summer heat. Available in Canada. Send for your FREE copy today.

This coupon answered within 24 hours.
ROLSCREEN CO. Dept. UC-32 Pella, Iowa 50219

YES, send me your FREE book. I plan to build ☐, remodel ☐.

Name

Address

City & State Zip (If Known)

PELLA MAKES QUALITY WOOD WINDOWS, WOOD FOLDING DOORS & PARTITIONS AND WOOD SLIDING GLASS DOORS

Science Finds Way To Shrink Painful Hemorrhoids

And Promptly Stop The Itching, Relieve Pain In Most Cases.

A scientific research institute has discovered a medication with the ability, in most cases—to promptly stop burning itch and actually shrink hemorrhoids.

In one hemorrhoid case after another very striking improvement was reported by doctors who conducted the tests. Pain and itching were promptly relieved. And while gently relieving pain, actual reduction (shrinkage) took place.

Tests conducted on hundreds of patients by doctors in New York City, in Washington, D.C. and at a Midwest Medical Center proved this so. And it was all done without narcotics or stinging astringents of any kind.

The secret is *Preparation H®*. There is no other formula for the treatment of hemorrhoids like it! Preparation H also lubricates, soothes irritated tissues and helps prevent further infection. Preparation H comes in ointment or suppository form. No prescription is needed.

HYPONeX®
Soluble PLANT FOOD Complete

GROWS BETTER PLANTS INDOORS OR OUTDOORS
In Poorest Soil -- Even in Sand or Water
Preferred by millions for 30 years. Simply dissolve in water and feed all plants through roots or foliage. Clean, odorless. If dealer can't supply, send $1 for 10 ozs. - makes 60 gals. 75-Product Catalog free.
HYDROPONIC CHEM. CO., Copley, Ohio 44321, U.S.A.

BASEMENT TOILET
FLUSHES *UP*
to sewer or septic tank
no digging up floors.

WRITE , . . McPHERSON, INC.
BOX 15133 TAMPA, FLA. 33614

MONEY...
In Your Spare Time

Spare-time income can help you meet expenses. Write for details about our subscription-selling plan. No obligation.

MOORE-COTTRELL SUBSCRIPTION AGENCIES, INC.
Dept. 707
North Cohocton, N. Y. 14868

(continued)

The perfect accompaniment for finger foods—steamy little towels, scented or not.

Don't save all your beautiful things for guests. Share linens, silver, porcelain with your husband and children. Keep your sterling in the kitchen drawer to use daily.

When dining at home try a trick we picked up at Horcher's Restaurant in Madrid—tuck a pair of small footstools under the table for sheer comfort.

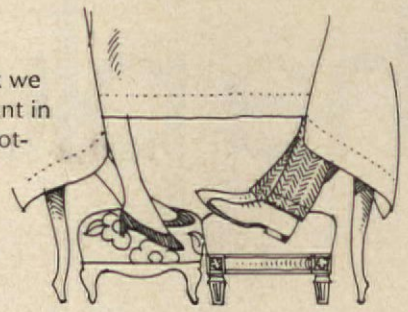

Have a home that smells wonderful. Try potpourri, collect good soap and age it on linen shelves. In the fall, buy quince and put them in closets. Develop a discriminating nose about house perfume—many are worse than the odors they're supposed to banish.

Welcome a tired husband with newspaper, slippers, and ice bucket at the ready. Sounds corny? He'll love it.

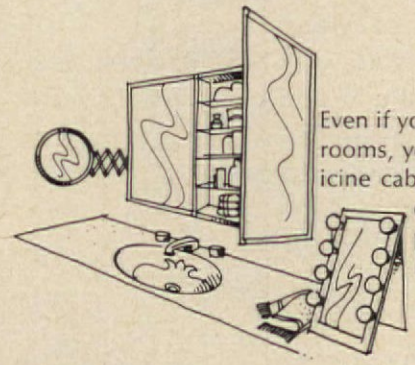

Even if you don't have His and Hers bathrooms, you can have His and Hers medicine cabinets, His and Hers mirrors. His designed for shaving, Hers a professional makeup model, rimmed with lights.

Out with those small, sleek, skinny, commercial-looking sofa pillows. Get the squooshiest, downiest, cosiest, fattest pillows you can find. Bed pillows work well when covered in handsome fabrics—and make your sofa look so much more inviting.

Easily overlooked but oh so important are good reading lights where you need them most—on your nightstand or near a favorite chair.



Make children's meals special occasions with pretty trays, flowers, fun napkins, and a centerpiece made from anything that strikes your fancy—and watch their manners and appetites improve.

If your house is air conditioned, have lap robes, afghans, rebozos, shawls—neatly folded over chair or sofa arms.

Artist: Tonia Hampson

FIVE MILLION DOLLARS WORTH OF CHEVROLETS!

CHEVROLET



1400 BRAND-NEW CARS! 400 CORVETTE STING RAY CONVERTIBLES! 400 CAMARO "HUGGER" CONVERTIBLES! 200 IMPALA SPORT COUPES! 200 CHEVELLE MALIBU SPORT COUPES! 200 CHEVY II NOVA COUPES!

All with 8-cylinder engines, automatic transmission, power steering, push-button radio, white walls!
PLUS 100,000 2-record "BROADWAY MELODIES" Record Albums to runner-up winners!

THE RAY CHARLES SINGERS...

make the familiar melodies you love an emotional experience that stirs the heart and soul ... provide entertainment and background to suit your most reflective mood!

Listen FREE for 10 days as the miraculous harmony of The Ray Charles Singers takes you on a sentimental voyage of re-discovery. Capture again the passion and pleasure of half-forgotten moments when life seemed happier and simpler. "Alfie," "Over The Rainbow," "Sunrise, Sunset," "Rosie," "Step by Step"... each a mellow masterpiece that makes the mixed voices soar with an intensity beyond description.

With the full orchestra forming a backdrop, Ray Charles has been able to create a sweet sound with a unique ability to sooth away tension... to stimulate the imagination... to set a scene that is as magnificent as a sunset across the ocean... yet as gentle and tender as a child's love. Remember your personal diary with such selections as "I'll Walk Alone," "Vaya Con Dios," "Desafinado," " Walkin' Happy"... 50 great selections in all!

LISTEN FREE FOR 10 DAYS—keep a FREE Record Album just for doing so—no obligation to buy, no clubs to join!

Your FREE Record Album is not available in stores anywhere—and you keep it no matter what you decide about the brilliant five-record Treasury. Listen FREE to every one of the 50 selections, play again and again all 10 sides. Enjoy the harmony, the melody, the blend that makes this Treasury perfect for every social occasion ...as well as for those quiet moments of reflection when you relax to gain strength for the stress of daily living. If MEMORIES OF ROMANCE doesn't stir your soul, help bring back your tenderest moments, simply return the Treasury and owe nothing. Decide to keep the magnificent Treasury—send just $5 a month until only $13.98 (plus postage-handling) is paid. Keep FREE Record Album no matter what you decide.

Longines Symphonette's® "Gold Medal" records are the finest you can buy anywhere! And are available only by special invitation.

Manufactured of finest grade of pure virgin vinyl, "Gold Medal" recordings are not available in stores. They can be auditioned only by mail. The result: Quality that assures a lifetime of pleasure at a cost far lower than you'd expect to pay. Never an extra charge for the magnificent presentation case that glorifies your home and protects your records against dust and dirt. *The Ray Charles Singers* new Treasury is yours to hear FREE for 10 days. Simply fill-in and mail the postage-paid card or coupon. No clubs to join... no obligation to buy unless you're completely satisfied.

* Artist Courtesy of Command

50 SUPERB SELECTIONS!
Less than 28¢ a selection!
Just **$5.00** a month
or $13.98
Stereo edition $1.88 additional for all five records.
Presentation case FREE of extra charge

How sweepstakes works... The Longines Symphonette® has reserved the described gifts for holders of lucky numbers, selected by electronic computers under the direction of the D. L. Blair Corporation. Each Lucky Number entry submitted by an adult 21 years or older will be checked against the official list of winning numbers. Employees of The Longines Symphonette® and its affiliates, or persons less than 21 years of age, shall not be eligible. Your entry must list the official lucky number, and must be checked YES or NO. Entries must be received by December 31, 1968. This sweepstakes is subject to all Federal, State and Local regulations. Prize winners will be notified by mail. If you send a self addressed stamped envelope, a representative list of prize winners will be sent to you. Unless you return your Lucky Number, you will be giving up your chance to win a valuable FREE prize. Winning Lucky Numbers must be returned before prizes can be awarded.

YOUR FREE RECORD ALBUM IS THRILLING!

The Ray Charles Singers never fail to capture the heart of a melody. In the FREE record you get just for listening to their five-record Longines Symphonette® Treasury you enjoy a miracle of melody. Such selections as: "I'll Never Smile Again"..."Blue Roses"..."Scarlet Ribbons"..."I Understand"..."She Loves Me"..."Yo Te Amo" are perfect examples of why this FREE Record Album is called "FOREVER YOURS." Not available at any price... it's yours FREE. Tell us YES on the postage-paid card or coupon!

ENJOY ALL THESE FAVORITES AND MORE IN THE JUST-RELEASED LONGINES SYMPHONETTE® RAY CHARLES SINGERS' TREASURY!

Theme From Sand Pebbles	I Wish You Love	Fortuosity
The Shadow of Your Smile	Consider Yourself	Blue Hawaii
Strangers In The Night	Walking Lonely	My Old Flame
Music to Watch Girls By	Henry, Sweet Henry	Maria Elena
What the World Needs Now Is Love	Open A New Window	Cabaret
Thoroughly Modern Millie	This Is My Song	Matchmaker
There's No Place Like Rome	One Of Those Songs	You're Mine

50 GREAT SELECTIONS IN ALL!

MAIL CARD OR COUPON TODAY

The Longines Symphonette® Society
SYMPHONETTE SQUARE • LARCHMONT, N.Y. 10538

☐ **YES**—Please send my FREE record Album along with the five-record Treasury, "The Ray Charles Singers... Memories of Romance". I may return the five-record set after a 10-day FREE trial and have no further obligation. Otherwise I send just $5 a month until only $13.98 (plus modest postage-handling) is paid. I keep my FREE album no matter what I decide.

Please Check One: ☐ High Fidelity ☐ Stereo (just $1.88 more)

☐ Mr.
☐ Mrs. _____
☐ Miss
Address _____
City _____ State _____ Zip _____
01 02 10590-005

☐ **NO**—Do not send FREE record Album, but let me know if I have won. I have copied the number from the card bound into this magazine.

Number _____
(Please print carefully) 10590-005

By Constance Bartel

DON'T TAKE A VACATION FROM BEAUTY

Whether you're off to your own summer place until Labor Day or to the cottage you always rent for two weeks or are touring America's beauty spots by car or pitching a tent on a campsite, there are certain basic beauty techniques which apply to all of them. Your skin, hair, hairdo, makeup, and bathing techniques all demand a switch from your usual routine, to meet the special conditions of heat and humidity, salt water and wind. And your vacation will be a lot more fun if you look extra pretty during same.

If *your hairdo* is certain to collapse on the first muggy day, don't struggle with the impossible. Have it cut manageably short or give yourself a home permanent. Wear it brushed back and tied with a bright scarf or headband or invest in an inexpensive synthetic braid or hairpiece.

If *your hair* becomes oilier or dryer in warm weather, and especially if it is tinted or lightened, shop for the shampoo aimed at that special condition, and step up your use of conditioners and cream rinses. Protect your hair from direct hot sun in any case.

Your skin, if oily, may need a lighter cleanser than you use in winter, and a more tingly, pore-tightening astringent, tonic, or skin conditioner. If your skin is dry, you may need a richer cleanser, and, because in hot weather even dry skins enjoy the refreshment of a skin tonic, a mild astringent formulated for dry skin. Of course you need a moisturizer, no matter what. And a sun screen.

SUN AND HEAT PROTECTION

About sun screens. Surely nobody needs to be reminded of the danger of sunburn, but did you know you need protection even *after* you're beautifully tanned? Long exposure to the sun toughens, leathers, and ages your skin even after burning is no longer a threat. And remember that you don't need to be stretched out on a beach to be affected by the sun—the sunny side of the car exposes you too.

Your hands will benefit from sun protection too to help ward off those distressing spots—called freckles when you're young and age spots later on. And hand cream or lotion as usual, or more so.

Your bathing and grooming techniques obviously have to go on daylight saving time too. Deodorants become more important—and you can choose from creams, sprays, spray powders, roll-ons, or saturated pads. Perhaps you'll want to try an antiperspirant deodorant for extra protection. To keep your arms and legs smooth, you have a choice of cream depilatory, wax, an electric razor especially for women, or a hand razor used with a shaving foam and an after-shave moisturizer for women, such as Lady Gillette's.

And now is the time to let yourself go in the way of colognes, toilet waters, spray mists, and stuff you splash on after the bath. Jean Nate's famous Friction pour le Bain with its light lemony fragrance comes in a full quart size—the better to cool off deliciously. It's an especially good form of fragrance now, because it makes clothes—and girdles—slip on so smoothly when the temperature soars.

Your summer makeup can be much lighter, and there can be less of it. Makeup that is fine in cool weather sometimes won't stay put in high humidity. As your skin takes on more color from outdoor living, you can perhaps skip a foundation altogether, and you may not need a blusher. Your summer face might be prettiest wearing nothing more than a dusting of powder, one of the new clear, vivid lipsticks, a minimum of eyeliner, and a touch of white highlighter on lids and cheekbones. Max Factor's new Erace White is lipstick-size and both highlights and banishes shadows. Colorless, translucent oil-absorbing powders are a boon if your face tends to get shiny much too fast. And so are Fresh-Ups, little oil-absorbing linen squares that blot up oil without disturbing whatever you're wearing.

PACK A BE-PREPARED KIT

The acid test of your good looks comes as you brush the crumbs away after a picnic in the woods or as you pile out of the car for a rest-room stop midway in a long day's touring. To triumph over the inevitable dishevelment of the outdoors, to say nothing of the carryings-on of the children in the back seat, we urge you to collect pack, carry, and use a be-prepared kit. What you want in your kit is something to clean up with, cool off with, and make up with, plus necessary tools, and you want to be able to use it with a mirror hung from the branch of a tree, propped in the open trunk of your car, or in a public rest room.

You also want everything to be light, small, and portable. So first look for the many cleansers, lotions, and fresheners that come in saturated-pad or towel form, individually wrapped in foil, or in jars—and naturally choose purse and travel sizes of anything and everything. But if your favorite creams and lotions don't come in travel sizes, it's no trick to transfer a small amount to empty plastic jars and bottles you buy in the dime store.

Also pack into the car, since it won't fit in your kit, a thermos of hot water. You'll never know how glad you'll be to have hot water until you find yourself far from a source.

So plot your summer good looks, collect all the cosmetic and grooming stuff you'll need in advance, and then positively cadge the time to use them. If you're making a rest-room stop, herd the children in, process them, and herd them out again in your husband's care. Then open your kit and get to work. You'll emerge with the vacation spirit bubbling up again, ready and eager, feeling—and looking—great.

Artist: Ben Wohlberg

The freshness of a shower in a shaker.

Every place it touches turns to freshness. And the freshness lasts from shower to shower... because this body powder gives deodorant protection.

Experience it.

Beware the wages of sun

Don't pay for your beautiful suntan with dry, flaky skin. Treat yourself to the (after) suntan skin lotion ... Dermassage.

Cooling Dermassage Lotion makes your suntan feel as good as it looks.

Creamy rich moisturizers get deep down into thirsty pores. Soothing emollients smooth out the rough spots and help heal sun-dried skin ... even help prevent peeling.

And Dermassage gives you real medication. The same comforting medication patients receive daily in over 4000 hospitals.

By the way, we don't mean to say that you won't look beautiful in your beautiful suntan. But, with Dermassage, you'll feel much better, too.

Soften often with Dermassage Lotion. Or try super-moisturizing Dermassage Skin Cream.

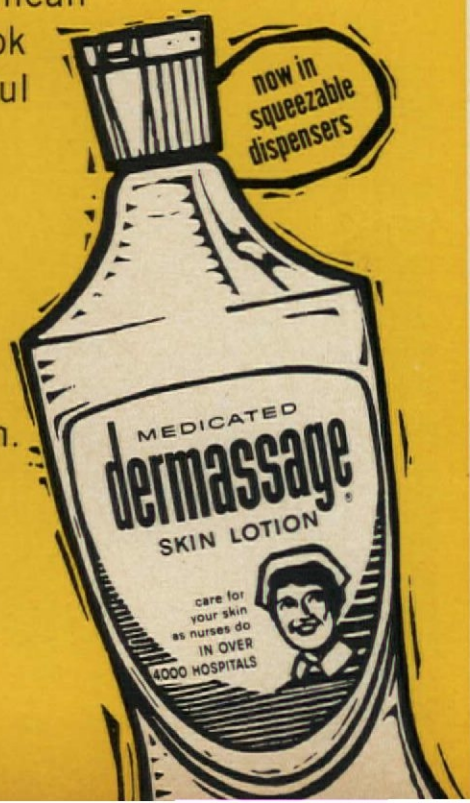

Be sure to watch "The Doctors" in color, NBC, Monday through Friday, 2:30-3:00 PM, NYT.



DECORATING NEWSLETTER

PLASTICS, PERIOD. It's taken a full century but plastics have finally made it—and we're glad. Wherever you look these days when you're shopping for home furnishings, there they are, the plastics. The look to look for? Shiny, slick, translucent or see-through shapes like never before . . . folded, curved, round-angled . . . strictly today. Since plastic also means sculptural, that's only fitting. Plastics used to be just mimicry materials, and too often cheap, shoddy substitutes. (Not plastic's fault, but the manufacturers' and designers' mistake.) Today plastics, on their own merits, are the "Now" materials, the everywhere materials, the new innovators of contemporary design. They're a big hit in lamps like Raymor's colorful cube that lights up or their interlocking Lucite base (Ed Whiting, designer); like Terrence Moore's see-through ginger-jar lamp or Robert Sonneman's curved base (comes in five see-through colors); or Luminiere's half-globe light or Van Dow Fenton's imported (from England) tongue-in-cheek Tiffany lamps.

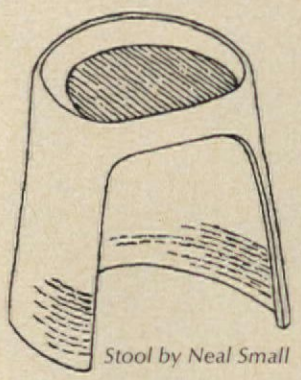

Stool by Neal Small

Plastics are a natural for occasional pieces. Past master of the art is Neal Small who works in acrylic plastics. Tyndale also makes handsome pedestals, tables, magazine or log racks of clear Lucite. Plastic furniture, of the blow-up variety, includes chairs, sofas, hassocks. Interior designers have discovered plastics. Schule-McCarville wraps painted pieces in clear plastic they get from a slipcover man for a shinier-than-lacquer sheen. Carl Steele of Kunzig and Steele makes his own plastic sculptures.

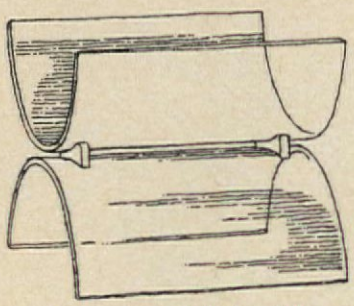

Magazine rack by Tyndale

Design Media, a new firm, will introduce its Urethane System (seating pieces) at D/R and Macy's. System consists of strong plastic-foam forms that add up to sofas (with wedge-cushion backs), boxy armchairs, corner units, and large slabs that make tables for modular arrangements. In the planning stage, toy cubes brightly colored, lettered, or numbered. A variety of finishes from leather-like to velvety are the specialty of the house. Also at Design Media a clear plastic drum table with solid plastic top and bottom surfaces. Selig imports a blow-up chair that looks as if it were made from stacked life preservers and comes with its own foot pedal pump and repair kit.

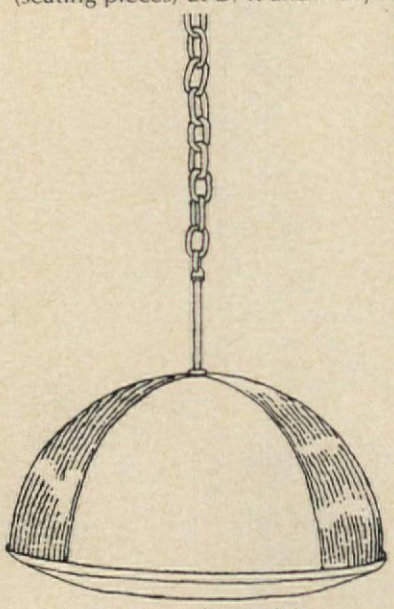

Hanging lamp by Luminiere

And this is only the beginning. According to Home Furnishings Daily, a trade paper, the plastics industry is currently using 47 billion pounds per year, expects to use about 80 billion in the near future. So the most exciting and versatile applications are still to come.

Vera D. Haber

While you're not watching, a little girl is growing up.
Dreaming and changing. Her world is meant for you to share.
If you can't be with her why not call?
Long Distance is the next best thing to being there.

Why not call this weekend? The low rate of $1 or less* is in effect all day Saturday as well as all day Sunday.
(*Three-minute, station-to-station interstate call, anywhere in the continental U.S., except Alaska, plus tax.)

AT&T
and Associated Companies

HOW TO FRAME A DECK

There are many ways to do it, but the ones shown here are within the skills of the average carpenter or an advanced do-it-your-selfer. Don't follow the design slavishly, but adapt the details to your own design.

The trickiest part of the job is laying out and pouring the concrete piers. Let a contractor do this. He will also place the metal beam anchors into the wet concrete. Other areas for professional help are selecting sizes and spacing of beams, flooring, etc., plus waterproofing the points where the decks meet the house.

Best woods to use are redwood and cedar, both of which naturally resist termites and decay. Other woods may be impregnated with a chemical called pentachlorophenol to achieve those advantages. Lumber so treated may be ordered through a lumberyard. Creosoted wood is not suitable and can be harmful to children.

The various metal devices used at the joints are big work savers. Most are fastened with smaller nails than normally used for house framing but give stronger joints. In some cases, these devices are merely steel braces or connecting plates, available at most hardware shops. In other cases, they are specifically made for connecting house-frame timbers, and must be ordered through a lumberyard. There's no one name for them, which is why we've merely labeled them "framing connectors." Show the drawings to your dealer when buying.

While we can't say that building your deck will be simple from this point on, we can assure you that the pleasures of having a deck are well worth the effort of building it.

TYPICAL DECKS

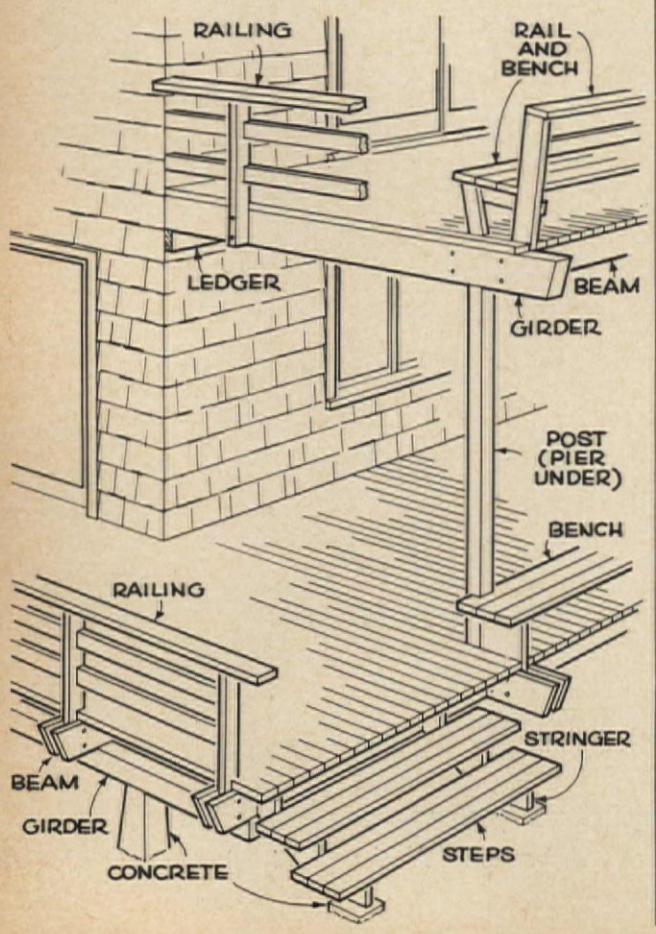

CONSTRUCTION DETAILS

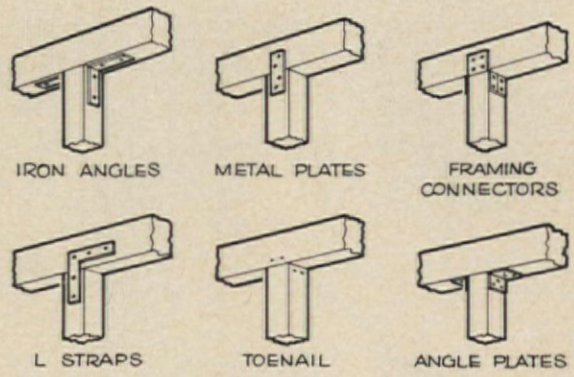

METHODS OF SECURING GIRDER AT TOP OF POST

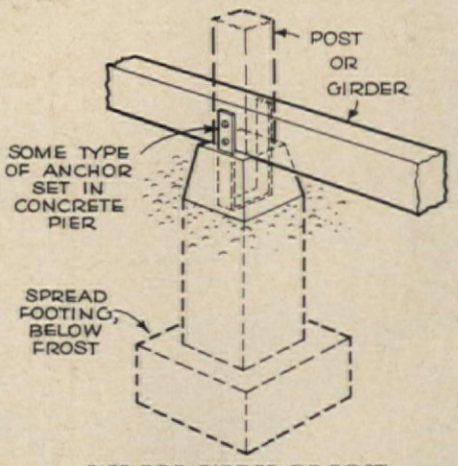

PIER FOR GIRDER OR POST

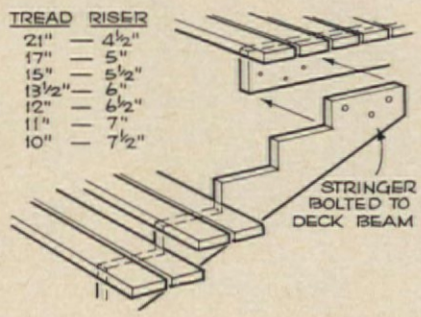

A STAIR DETAIL

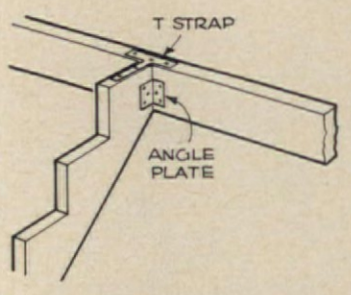

STAIR STRINGER CONNECTED TO FACE OF DECK BEAM

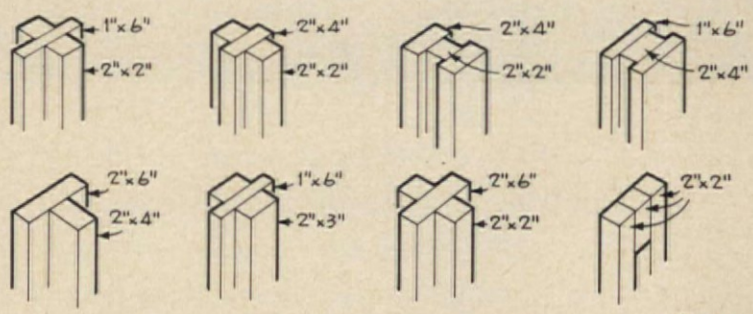

TYPES OF BUILT-UP POSTS—NAIL TOGETHER

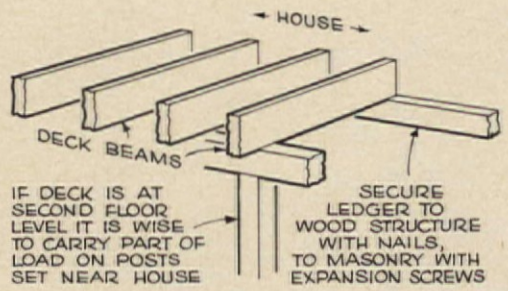

JOINING DECK TO HOUSE

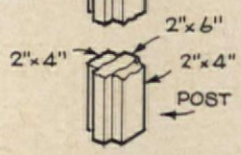

EXAMPLE OF BUILT-UP POST SERVING AS RAILING SUPPORT

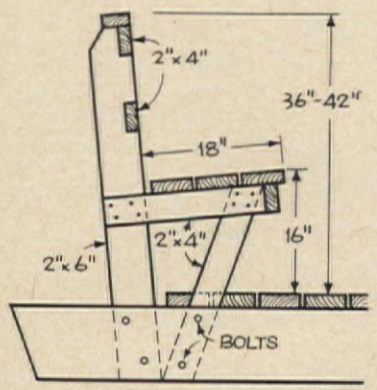

SOME RAIL AND BENCH DETAILS

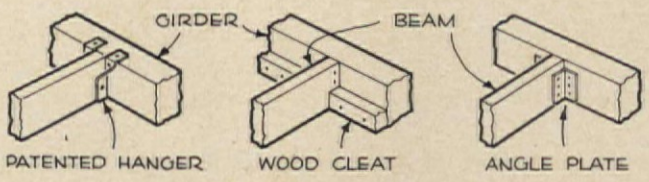

JOINING FLOOR BEAM TO GIRDER

Construction drawings by Sigman-Ward

This gal works at getting dirty...

so she leaves the dirty work to Tide!

Some laundry jobs are easy to do. But she discovered dirty work takes Intensified Tide!

Who cares about sheets and towels? They're easy. It's the dirty work that really counts: ground-in knee dirt, elbow dirt, *all* the dirt you pick up hustling around a boat yard all day. And sooner or later, people who work at getting dirty learn to leave the dirty work to Tide. Shouldn't you? It's *Intensified.*

And she discovered Tide inside her new Grants Bradford Empress 18 washer!

Of course! Grants packs Intensified Tide inside every new Bradford automatic washer!

Check these exclusive features of the new 1969 Bradford Empress 18 all fabric washer!

- Extra large washtub . . . full 18-lb. capacity!
- Large agitator made for extra wash power!
- Crystal-clean rinse with new power drain!
- Strongest transmission you can buy plus mighty ½-horsepower heavy-duty motor!

See it today at

Grants
KNOWN FOR VALUES

Tide has agreed with washer makers to supply Tide samples packed by them and to feature their washers in Tide advertising. The makers of 25 leading washers pack Tide in every top-loading automatic.

Sears
exterior
ONE COAT
ACRYLIC
LATEX
HOUSE PAINT
protection and color-richness — outstanding
on wood and aluminum siding, asbestos
masonry, brick, stucco
ONE GALLON
28015
White

The Overcoat:

It paints two coats at every stroke.

We call this paint The Overcoat. It overcomes all your excuses for not painting your house this year.

Excuses like—*it will take forever.* The Overcoat paints two coats in the time it takes to paint one with an ordinary paint. Cleans up fast and easy with soap and water. Whatever the time it took you before with ordinary paint, now you can cut it in half.

Like—*I hate the priming.* No priming. The Overcoat is self-priming over any sound painted exterior surface.

Like—*maybe it will rain.* So? The Overcoat is a raincoat, too. You can paint with it between rainfalls or after early morning dew.

The Overcoat is also dust-proved, bug-proved, smog-proved and mildew-proved. We proved it does the job by painting actual houses with it in every section of the country. We proved it in a special room in the laboratory that can turn on a Nebraska freeze or a humid day in New Orleans.

And that's how we found out an amazing thing about our outdoor latex. It breathes. It has pores just like you do.

Old-fashioned paints formed a hard, brittle surface over your house. Moisture couldn't get out. So the paint blistered and peeled.

The Overcoat lets normal moisture through. So, no more bubbles or blisters. (If you follow directions, of course.) So, goodbye, Mr. Chips!

This paint will cover siding, trim, brick, asbestos shingles, wood, cement blocks, stucco, and primed metal in *one* coat. (2 coats for shingles and shakes. Sorry.) And a year from now all you'll have to do is hose it down for that "fresh paint" look. Charge it on Sears Revolving Charge at our stores or through our catalog.

The Overcoat is a raincoat, too!

Our paint experts will help you pick from our 32 exterior colors and answer all your questions.

Get our Free Color-Scape Chart. It takes the guesswork out of choosing and combining exterior color for your house.

If you get a mind to paint the hall instead of the house, we've got a great line of one-coat indoor paints, too. Sears, Roebuck and Co. is as anxious as you are that the job turn out right.

After all, if we weren't, what would your neighbors say?

Mr. Know-it-all.

Sears

You can't do better than Sears

Just one glue won't do

"Scotch" Brand's new Glue-it-Yourself Center helps you choose the right glue for each job.

New! "Scotch" Brand Super Strength, closest thing yet to an all-purpose adhesive!

3M COMPANY



THE MOST FROM YOUR AUTOMOBILE

By WILLIAM J. TOTH

THE IMPORTANCE OF TIRES AND YOU

Your car floats down the road on little more than a square foot of rubber. Each of your tires contacts the pavement in an area of about five by eight inches or 40 square inches. This times four for the tires on your car means 160 square inches or just over a square foot.

Since this is the only road contact your car has, it becomes quite important. In fact, in order to just move your car initially, the tires must have sufficient contact with the road or you don't move. From there on, moving, turning, steering, and stopping are controlled through your tires. Your safety, comfort, and control of the car is directly involved.

With well over four hundred million tires rolling on vehicles in this country, you can see that tires are an important factor in traffic.

HOW DO WE STAND TODAY?

A recent study conducted by a leading university indicated that flat tires contribute to less than three percent of the automobile accidents on expressways. This is comforting news since tires have long been thought of as a major factor in car accidents. Apparently our tires have improved over the years and then again, we probably are taking better care of our tires.

Even so, you cannot let your guard down where tires are concerned. You must still insist upon adequate tires, buy them and care for them. But how do you do it when you go looking and find virtually a jungle of brands, sizes, materials, and designs each of which is advertised as the ultimate in tire construction and safety?

This need not be so difficult if you are armed with some basic knowledge and guidelines. In fact understanding some tire terms will help.

DEFINITIONS TO KNOW

Ply: The plies of a tire are layers of textile cords—such as rayon or nylon—that determine the strength of the tire. Each layer of cords lies under the outside visible rubber on top of each other and at various angles. A two-ply tire has two layers of fabric, a four-ply has four.

Bias ply tire: This is the conventional type of tire. The cord layers run at an angle to each other. This layer design has been in use for over 50 years.

Radial ply tire: This is one of the newer type of tire. The cords or plies run straight across the tire with additional fabric placed between the plies.

Bias/belted ply tire: The cords run across at an angle similar to the old conventional tire. In addition there is a continuous belt of fabric between the outer ply and the rubber tread which completely circles the tire.

Tread: This is the actual rubber part of the tire that contacts the road.

THE DIFFERENCES IN TIRES

The newer tires are constantly being improved to give you increased handling control, longer wear, and greater insurance against blowouts.

Radials tend to give all of these but a harder ride since most American car suspensions are not designed for them. They cannot be mixed with bias tires, meaning you must install four at once. And basically they cost more. Radials do give a better grip and hold the road on curves better.

The bias/belted tires are similar to the radials in wear, handling, and safety. They tend to give softer rides, and of course, can be mixed and they cost less than radials.

ORIGINAL EQUIPMENT TIRES

The car manufacturers believe that the tires that come with your car are the best for wear, riding comfort, handling control, quietness, and traction as a whole for all kinds of driving. If you feel that you need more of any of these qualities, then you can naturally expect that you will have to sacrifice some of the others. For instance, a traveling salesman may feel he needs more wear or a stronger tire for the load he carries, while a vacationer might want a softer ride. In each case you can get what you want, but some of the other qualities will have to be sacrificed.

One of the best ways to insure that you are using proper tires and pressure for your car and the load you want to carry is to obtain a free copy of the *Consumer Guide to Tire Care and Safety* published by the Rubber Manufacturers Association, 444 Madison Avenue, New York, N.Y. 10022.

FEDERAL CONCERN

The Department of Transportation is presently formulating standards for tire safety performance and testing. Some of these are in effect while others are planned. An important standard to the buyer is the one providing proper selection and rim size for new cars to prevent overloading.

Another standard presently in effect provides that the following information appear molded into both sidewalls of all tires:

- Size and maximum load.
- Maximum permissable pressure.
- Manufacturer identification.
- Composition used, radial if applicable.
- Number of plies; tube or tubeless.
- DOT symbol indicating conformity to federal standards.

The government is also requesting a placard be placed in the glove compartment or thereabouts showing:

- Vehicle capacity weight.
- Recommended tire size and designation.
- Cold tire pressure for maximum load.
- Designated seat capacity.

Also as of August 1st tires will be required to have tread wear indicators that will become visible when a sixteenth of an inch of tread remains.

THE CONSUMER

You must still make judgments. Government regulations will not eliminate all poor tires, but they will force them into the open. Using the information that tire manufacturers are supplying, you can become a much more intelligent buyer.

And don't be misled just because a tire meets government standards. The standards are minimum and you should shop for tires for your particular needs and particular car. Remember, too, you can't afford to gamble with quality. You can save a few dollars by comparison shopping, but don't risk your life with a cheap bargain.

PROLONGING TIRE LIFE

- Buy your own pressure gauge and check tire pressures at least once a month.
- Always check pressures while the tire is cold.
- If you plan on driving at high speeds for long periods, add four pounds of air above the recommended pressure to the cold tire.
- Rotate tires periodically.
- If tire pressures increase while driving, don't bleed the tires. This is a normal circumstance that is a result of heat expansion.
- Have your wheels balanced and your car's front aligned.
- If possible spread your car load. Use the empty rear seats for luggage.
- Spinning starts, skidding turns, and sliding stops eat your rubber.
- Store extra tires on their sidewalls in a clean, dry, closed, dark, cool, room on a smooth, oil-free floor.
- Store tires mounted on wheels at about half of their normal pressure.
- Faulty shock absorbers can cause tire wear.

Mr. Toth is a professor at the Center for Safety Education, New York University.

The 14-Year Itch.

As a marriage matures, another kind of crisis develops. The wife grows more sophisticated and confident with her cooking skills. She wants to spend most of her time in the kitchen working on fancier foods.

Yet her husband never loses his appetite for good wholesome, everyday foods like mashed potatoes.

These marriages can all be saved.

With French's Instant Mashed Potatoes. They have a flavor so good it fools the experts.

Your husband can have the good wholesome simple food he desires. And you can have the extra time to work on even fancier foods because French's Instant Mashed Potatoes take so little time to prepare.

French's also has other ways to keep your marriage happy.

French's Potatoes Au Gratin, Scalloped Potatoes, and even Potato Pancakes. Try them all.

Get away from it all when you get away

You've got your luggage. You've got your reservation. Everything is perfect . . . except it's your difficult time of the month. In that case, don't forget your Tampax tampons. They're the ideal vacation protection. Easy to use. Easy to carry. Easy to dispose of.

In fact, using Tampax tampons is almost like getting away from your period altogether. Tampax tampons, wherever you choose to go. They're available in 106 countries around the world.

DEVELOPED BY A DOCTOR
NOW USED BY MILLIONS OF WOMEN

TAMPAX® TAMPONS ARE MADE ONLY BY TAMPAX INCORPORATED, PALMER, MASS.

WHAT DOES IT MEAN

KNOW YOUR CHAIR BACKS

Whether you have inherited antiques or would like to furnish a new home with reproductions, you can learn to identify chair styles by their backs. Illustrated are several traditional chair backs and the correct terms for describing them.

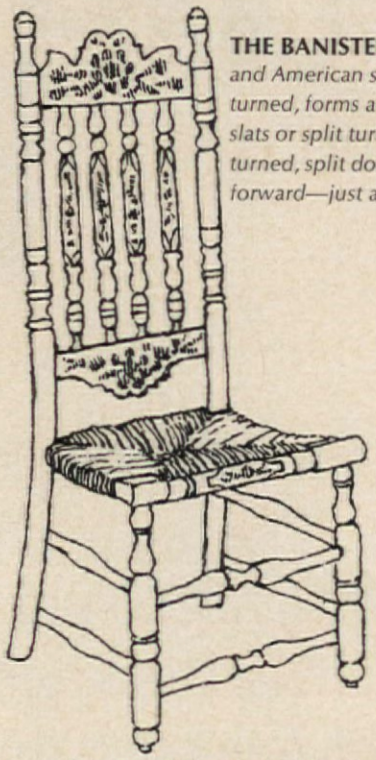

THE BANISTER BACK *is typical of 17th-century English and American styles. A row of vertical spindles, plain or turned, forms a balustrade across the back. Some have flat slats or split turnings. The latter (as shown left) are lathe turned, split down the center, and lined up flat-face forward—just as decorative and more comfortable.*



THE SPINDLE BACK *has upright supports that are usually thinner and more graceful than the banister back. Variations of the spindle back—derived from the Windsor chair that originated near Windsor Castle, England, in the early 18th century—include the bow back, fan back, braced back, and comb back shown at right.*

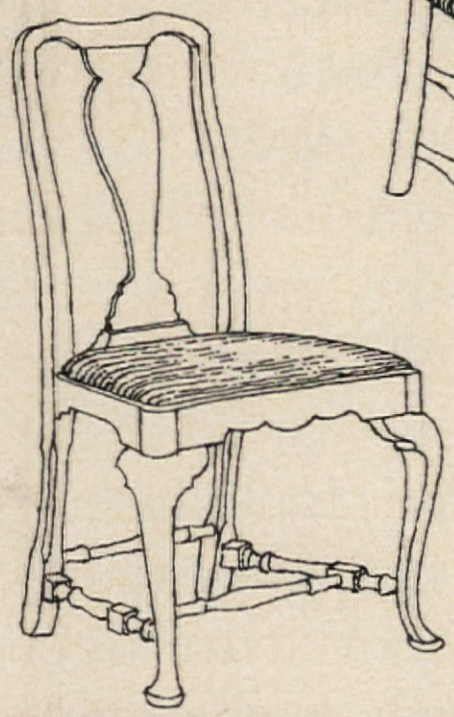

THE SPLAT BACK *has a flat piece of wood, centered vertically, connecting the back of the seat frame with the top of the chair back, like the Queen Anne chair shown above. Splats come in various shapes—the fiddle-back chair has a violin-shaped splat. Others resemble urns or other classic motifs in chairs of a later date.*

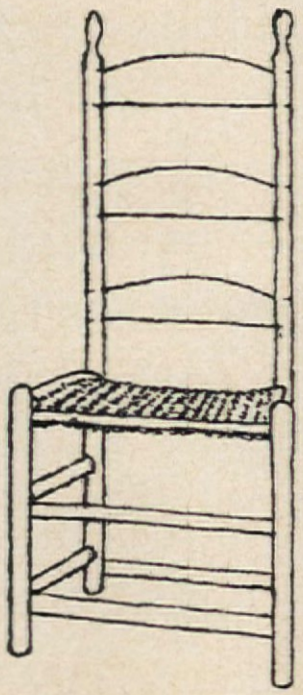

THE SLAT-BACK *chair (left) consists of upright posts spanned horizontally by flat, tapered slats, beautifully designed by the Shakers. A more general term for chair backs of this type is ladder back, referring to any chair back that resembles a ladder. The horizontal bars may be turned or carved as in French Provincial and Spanish chairs.*

THE SHIELD BACK *(left) designed by Hepplewhite, is another style frequently reproduced. The outside frame is shaped like a shield with a wide variety of designs used for the center section.*



THE PRETZEL BACK *(right) is a type of ladder back of Chippendale design. An especially beautiful Chippendale work is called the Ribbon back—very delicately and elaborately carved to resemble rippling ribbons.*

Artist: Barbara Wolff

It's a shame more women don't take up writing

Although she has brought up four children, America's most popular woman novelist has managed to write more than 100 books, including many bestsellers. Now she offers some encouraging advice to women who want to get more out of life

By Faith Baldwin

I think it's very unfortunate that many women with real writing talent bury it under a mountain of dishes.

Actually, writing is one of the ideal professions for women. You don't have to go to an office, you don't have to be away with half your mind on your household . . . wondering, if it rains, did you close the windows? And for the woman who is tied down to her home, writing provides a wonderful means of emotional release and self-expression, to say nothing of the extra income it can bring.

Why, then, don't more women write? It certainly can't be for lack of material. There are many things that *only* a woman can write about with the knowledge that comes of firsthand experience.

Perhaps that's why – unlike many other professions – the welcome mat is really out for women in the writing field. Here, we have something special to offer – our own point of view. Take the best-seller, *Please Don't Eat the Daisies*. No man could have written that book!

Don't say, "I don't have time"

Saying you "could write" if you "had time" is no excuse. The fact is that I've had a house to run for most of my life. I was lucky in that I had some help with the housework and the children, but there are always the "days off" and also unexpected illnesses. I think I've spent more time in hospital waiting rooms than almost anyone else.

Even without the responsibilities of a home, starting my career wouldn't have been easy. It's hard to learn to write well enough to be published when you're working all alone.

I've often wished that when I was in my twenties I had had access to a professional writer who would have been honest with me. As it was, I learned through rejections and rewriting – the trial and error method.

After I had become established, I began to wonder if there wasn't an easier way. Wouldn't beginning writers have a better chance of making good, and serve a shorter apprenticeship, if they could get training in their own homes by well-known, successful writers?

Famous Writers start home-study school

Several years ago such an opportunity became available – for the first time – to people who want to write.

I was invited to join with eleven other authors to start the Famous Writers School. Our aim was to help qualified men and women develop their skill, talent and craftsmanship . . . and to pass on to them our own secrets of achieving commercial success and recognition.

We started by writing down all the techniques of successful writing that we'd learned the hard way, and organizing them into a set of textbooks and writing assignments. Then we worked out a system for giving every student, through home-study, the many hours of individual guidance and criticism that every developing writer needs.

We patterned our teaching methods after those of our parent organization, the Famous Artists Schools, which has trained thousands of men and women for successful art careers.

You are a class of one

Every instructor is a working professional writer or editor who has himself met and solved the problem of writing for publication many times.

When you complete an assignment and mail it to our School, one of these writer-instructors goes over your work word by word, line by line, blue-penciling his changes right on your manuscript, just as my editors often do. Then he sends it back to you with a long letter of detailed comment and specific recommendations on how to improve your writing.

The assignments are simple at the start and gradually become more challenging. You learn step-by-step. After you get the basic principles, you move on to more specialized training in the field of your choice: Fiction Writing, Non-Fiction Writing, Advertising or Business Writing.

Because we 12 who started the School have very definite ideas about the teaching of writing, we regularly take time out from our own work to visit the School and confer with the instructors.

And we have another way to help the students. Our School publishes the *Famous Writers Magazine*, as a showcase for student work. It also features articles by the 12 of us who started the School, by the instructors, and by other writers and editors.

Students break into print

Our training works well. Students have sold their writing to hundreds of publications, including *Ladies' Home Journal, Redbook, True, Parents' Magazine* and *American Home*.

"I've now sold six articles to *Woman's Day* for $2,050," says Doris Stebbins, So. Coventry, Conn. "Your Course has made it all possible." Not only am I thrilled to have *McCall's* begin its new *Turning Points* series with my article," writes Mary Ann Baumeister of Springfield, Va., "but they also sent me a $1,000 check."

Eileen Thompson Panowski, who took up writing when her children showed signs of becoming self-sufficient, has had four young people's books published by Abelard-Schuman. One of her books was recently nominated "best juvenile mystery of the year" by the Mystery Writers of America. And Dorothy O'Quinn, of East Point, Ga., writes, "I've just sold an article to *Good Housekeeping*."

Have you the urge to write? If so, get busy! It's a wonderful feeling to see your own name in print. And that first check, no matter what the size, is one of the big thrills of a lifetime.

But the greatest reward you'll get from writing professionally is something much less tangible . . . the feeling of communicating with your readers. If only one sentence you write opens a door for one other human being . . . makes him see with your eyes and understand with your mind and heart, you'll gain a sense of fulfillment that no other work in the world can bring you.

Writing Aptitude Test offered

Faith Baldwin and the other Famous Writers have designed a revealing Aptitude Test to help you determine if you could benefit from professional training. The postpaid card, attached, will bring you a copy of the Test, along with a 48-page brochure about the School.

Your Test will be graded without charge by a member of our staff. If you do well on it – or offer other evidence of writing aptitude–you may enroll. You are, however, under no obligation to do so. (If card is missing, write to Famous Writers School, Dept. W-7577, Westport, Conn. 06880. Give your name, address, age, and ask for Writing Aptitude Test.)



Lives on writing income – "When I enrolled in your Course, I was an unpublished writer. Since then, I have made 40 sales, and now live on my writing income." –Sharon Wagner, Mesa, Arizona

Sells on first try – "I received a big, beautiful check from the *Reader's Digest* for an 'Unforgettable Character' piece. Without your help it would never have been written." –Doris Agee, San Mateo, Cal.

Mouth taste furry in the morning?

Micrin, with its antiseptic bubbles, cuts right through that "fur" in your mouth. It charges into hidden crevices, digs out and strips away clinging film. Stale taste and odor are gone. Your mouth feels so totally cleansed
...it's like getting a clean, new mouth.

Get a total mouth clean-up with Micrin (You'll breathe easier all day)

HEALTH IN THE HOME

By ANNETTE FRANCIS BENJAMIN

FOOD POISONING—A SUMMER HAZARD

In recent years there have been great scientific advances in the preparation, preservation, and inspection of fresh, frozen, and canned foods and beverages. However, food poisoning remains a major threat to health, and can sometimes jeopardize life itself. Summer, with its high temperatures and abundance of wild plants, brings additional hazards that can lead to poisoning by ingestion.

PREVENTING FOOD POISONING

Regardless of the time of year, never eat or serve anything that does not look or smell right. Fish, meat, eggs, and foods that contain milk or milk products should not be allowed to remain at room temperature for more than an hour before serving, especially in the summer months. Among such foods that are quick to spoil are mayonnaise, cheese, ice cream, whipped cream, custards, puddings, and any cream-filled bakery goods. Be particularly sure on picnics or car trips to keep perishables iced.

Bacterial or toxic contamination can be reduced to a minimum by broiling, boiling, frying, or by pressure cooking for a minimum of 15 minutes. Frozen foods, once thawed, should never be refrozen. Sodium nitrite, a commercial color preservative used in the pickling or salting of meats, should not be used in the home.

Canned foods processed at home should be prepared according to definite government standards. Pamphlets may be obtained from the Superintendent of Documents, Government Printing Office, Washington, D.C. 20025.

SYMPTOMS OF FOOD POISONING

Food poisoning produces a wide range of symptoms, depending upon the specific cause. Symptoms can vary from mild abdominal discomfort and diarrhea to chills, fever, severe nausea, vomiting, intense abdominal pains, watery or bloody diarrhea, extreme general weakness, and even weakness and paralysis of muscles.

If you think that you have eaten contaminated food, call a physician immediately. If he cannot be reached right away and you suspect you have eaten spoiled food *within the past four hours*, take first-aid measures—make yourself vomit if you have not yet begun to do so. The old-fashioned methods still work: Place your finger or the handle of a spoon at the back of the throat or drink a glass of warm water containing two tablespoons of ordinary table salt. A third method is to drink warm soap solution.

POISONOUS PLANTS AND MUSHROOMS

There are tremendous numbers of plant hazards to which people are exposed. Mushroom poisoning alone results in over one hundred fatalities every year in the United States. Swallowing even part of one mushroom of a deadly species can prove fatal. Since poisonous mushrooms may grow where nonpoisonous types grow, you should *never pick or eat wild mushrooms*. The same applies to wild plants, some of which may be mildly toxic, while others can be fatal—even if only a part of the plant is ingested. *Never eat wild plants* unless you are absolutely sure of what they are.

Symptoms of mushroom poisoning vary depending upon the particular type of poisonous species eaten. Some symptoms come on in a matter of minutes; others may not begin for an interval of 6 to 24 hours. Eating a poisonous mushroom may produce such symptoms as severe nausea, vomiting, diarrhea, salivation, wheezing, muscular shaking, and profound mental excitement, confusion, delirium.

In the case of possible mushroom poisoning, call a doctor or get the victim to a hospital as quickly as possible. Until the person receives medical help, induce vomiting by one of the three methods described in the previous section.

Mrs. Benjamin is co-author with her husband, Bry Benjamin, M.D., of In Case of Emergency *(Doubleday; paperback, Pyramid).*

DECORATOR KIT.

You don't have to be handy with a brush to spruce up a bath with Lady Scott Prints. And the colors would satisfy the most persnickity decorator. Venetian Pink, Persian Blue, Emerald Green, Antique Gold.

Lady Scott®

Just everyday things.
Made beautiful by Stevens.

Beautiful Things for the Home:
No Iron "Canterbury" sheets and pillowcases create the splendor of an olde English garden in any bedroom. From the Stevens Fine Arts Collection™. Made of 50% polyester and 50% cotton. In pink, yellow, or blue. With coordinated print fitted bottoms. For the store nearest you, call any hour, any day at no telephone charge: (800) 243-1890.
In Connecticut call collect: 325-4336.
J. P. Stevens & Co., Inc.,
1460 Broadway,
New York, N.Y. 10036.

Forstmann® blankets,
Gulistan® carpets,
ready-made draperies,
Beauti-Blend™ sheets,
and Utica® sheets, towels,
and bath rugs:
JUST EVERYDAY THINGS FOR THE HOME MADE BEAUTIFUL BY

Stevens



NEW PRODUCTS
BY ARTHUR J. MAHER

MAINLY FOR MEN

Summertime means barbecues on the patio, with the attendant smell, nuisance, and hazard of liquid charcoal lighters. But BernzOmatic has introduced the Fire Starter, a little white brick that burns intensely for ten minutes, enough to start most log or charcoal fires. Convenient to handle and safe to use, this product costs about 4c per block, in cartons of 24. Also makes a good picnic and camping item—especially when the firewood is damp.

Charcoal broilers are fine for the main dish. But the sauces, coffee, sauerkraut, etc., often end up on the kitchen range anyway, requiring frequent trips inside to check on their progress. Another BernzOmatic item can solve that problem. Called Picnik Chef, it's a simple but effective propane stove designed for the backyard. It uses standard propane cylinders, which burn up to six hours each, and sells for about $13.50.

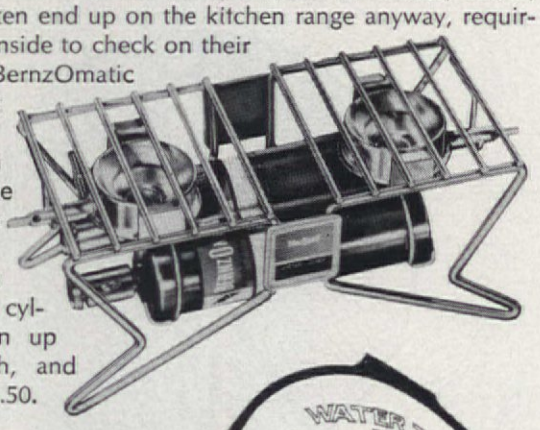

This timer will shut off your garden hose automatically after the lawn is adequately watered, or your swimming pool filled. You attach it to the hose, set a dial for up to 750 gallons, turn on the water and forget it. Also makes a good accessory for photo darkroom. Costs $5.99. Melnor Ind., Inc.



When the barbecue is over, one of the quickest, most effective ways to clean the patio is to hose it off. And this nozzle will do the job better because it's specifically designed to give a narrow, high-speed spray. Spray Nozzle costs 85c and is marketed by L. R. Nelson Manufacturing Co.



A wandering child, plus an unguarded swimming pool can add up to tragedy. Aqua-Lock swimming-pool covers offer a safe solution. They're heavy vinyl and are held in place by filling tubes built into the edges with water. Prices for rectangular models start at about $105. Free-form styles also available. Major Pool Equipment Corp.

(continued)

Walls: Marlite Textured Wormy Chestnut and Textured Travertine. Cabinets and Valance: Marlite Textured Wormy Chestnut. Tub Enclosure: Marlite Murals and Riviera Tile.

Remodel with Marlite Paneling

for beautiful, soilproof walls that stay like new for years

You can remodel any room in your home with easy-to-install Marlite. No other wall paneling gives you so much beauty and durability for so little cost.

Marlite is beautiful to begin with.

Choose from more than 70 wash-and-wear colors, patterns and designs. New *Textured* Marlite is shown in the bath above. This distinctive paneling has deep-embossed texture you can actually feel.

Marlite seals out stains and moisture.

Soilproof Marlite outlasts many coats of paint. Its baked plastic finish resists heat, moisture, stains and dents—wipes clean with a damp cloth.

Remodel a bath this weekend.

Handy with ordinary carpenter tools? By this time Monday, you can have a new Marlite bath. And everyone will think you hired a decorator. Your building materials dealer will help you get started.

MASONITE CORPORATION **Marlite**® plastic-finished paneling

6729

The Marlite Handbook of Professional Decorating Ideas.
24 pages of exciting interiors in full color—hundreds of ideas you can use. Send 25c and coupon.

Marlite Division of Masonite Corporation • Dept.706, Dover, Ohio 44622

Name_____
Address_____
City_____
State_____ Zip_____



For women with more exciting things to do than scrub floors:

ONE-STEP FLOOR CARE

cleans & waxes at the same time!

New-formula One-Step combines ammonia and detergents for extra cleaning power . . . plus tough wax for a bright, long-lasting shine. Cuts your work in half, saves you time!

By the maker of Armstrong FLOORS





The look of aged, hand-hewn wood paneling at a budget price: Armstrong Cork Company has introduced a deeply textured hardboard that creates that effect. It's 1/4 inch thick and sells for $10.95 per 4x8-foot sheet. The product, named Woodstock, may be applied over furring, plaster, wall board, or directly to studs.

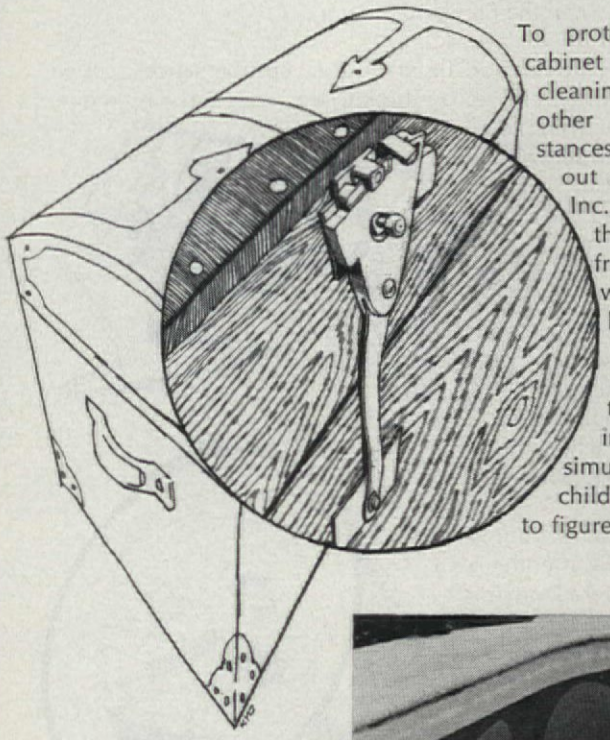

To protect children, no cabinet full of medicines, cleaning materials, or other harmful substances should be without a lock. Wel-Kids, Inc., offers a unit that sticks on the front of a cabinet with its own adhesive, and requires no key. To open, you have to apply pressure in three directions simultaneously. Young children are not likely to figure it out. Costs 98c.



At last, an imaginative, attractive way to paint a concrete swimming pool. Koppers Company, Inc., offers a free booklet on how to recreate this striking flowered pattern in any concrete pool using standard pool coating products. A grid design is provided, to simplify layout of the pattern. Colors used are white, green, and two shades of blue.

The strength and corrosion resistance of stainless steel are now available to the plumbing field. Ti-Krome, developed by Tubotron, Inc., is a thin, but strong stainless steel tubing that is sized to fit standard copper fittings. May be soldered, just like copper, and is priced competitively with galvanized and plastic pipe.

Going to paint the outside of your house this fall? If so, you can save a lot of hard work with Miracle-Strip. This product, when brushed, sprayed, or rolled on house siding, lets you wash off the old paint with a garden hose. Of course, this treatment is only necessary for badly deteriorated paint, which must come off before you can repaint. A gallon of this remover costs $4.95 and is good for 160 to 200 square feet of exterior surface only. From Miracle Products Co.

(A)

An attractive Fashion Tote Bag FREE

Great for picnics, shopping, baby needs and the beach. 15 by 16 in. Fiberglas™ insulated.

(B)

...when you purchase one of these

GENERAL ELECTRIC APPLIANCES

Professional Portable Hair Dryer is extra fast. Four heat settings. Remote control lets you adjust heat and height while under dryer. Extra large hood.

Offer good on any GE Hair Dryer.

Cordless, Rechargeable Toothbrushes. Up-and-down or back-and-forth brushing motions. Professionally accepted.

Offer good on any GE Rechargeable Toothbrush.



General Electric Hairsetter. No more sleeping on rollers! 18 rollers in 3 sizes...all heat at the same time...ready to use in less than 4 minutes. Roll up hair dry. No water or lotion needed. Smart carrying case.



Manicure-Pedicure Set gives complete nail care, fingertips to toes! 5 snap-on attachments, extra-long cord. Storage space for accessories.

Deluxe Spray, Steam and Dry Travel Iron. Also available with adapter plugs for overseas use. Handy travel case included. Lightweight...only 1¾ lbs.

Deluxe Automatic Skillet with GE double non-stick coating. High-dome lid, 12-inch cooking surface. Stick handle with temperature control chart. Immersible.

Offer good on any GE Skillet.

General Electric Portable Mixer puts every mixing speed you need at your fingertips! Dial any speed on handle, or any variation between...maintains speed with any food. Beater ejector. Drink mixer attachment.

Offer good on any GE Mixer.

General Electric Company, Housewares Division, Bridgeport, Conn. 06602

Progress is our most important product

GENERAL ELECTRIC

Hand Massager relaxes muscles, eases tension...provides soothing vibration with manipulation of hands and fingers.

Offer good on any GE Massager.

MAIL FRONT COVER OF USE AND CARE BOOK OF ANY PRODUCT LISTED, TOGETHER WITH THIS FORM!

GE Fashion Tote Bag Offer
P.O. Box 486
Brooklyn, New York 11202

I enclose front cover of Use and Care book from my GE Appliance as listed. Please send fashion bag (indicate first color choice (A) deep blue/orange ___, or (B) green/light blue ___) to the following address:

Name _____

Address _____

City _____ **State** _____ **Zip** _____

Note: Offer expires August 31, 1968. Limit One Bag per family. Allow 4 weeks for delivery.

stop the itch!

From the inside out. The summer sun and wind can dry out a dog's coat and skin. Just a squirt of Pet'm Coat & Skin on his food every day gives him polyunsaturated fatty acids and vitamins to build a softer shinier coat and guard against dry itchy skin. It supplies vital nutrients many dog foods lack.

From the outside in. Let Pet'm Shampoo (in an unbreakable plastic bottle) wash those itches away. And give your dog a fresh clean smell again. Head off itches between baths with Pet'm Flea & Tick Spray.

Now at drugstores and pet counters.

Pet'm®

FOUR SIMPLE BACKYARD IDEAS

There's still time to put these simple little improvements to use this summer. Two of them are strictly utilitarian, one is an idea for beautifying the garden, and one is for the small-fry's delight. None of them requires more than a weekend's work from you.

Plant beds and containers (above) don't have to be expensive pottery urns or heavy masonry boxes. Simply take sewer tile, structural tile, or concrete drain tile, stand it on end, put gravel and soil in it, and install shrubs. You can get the tiles from a building-supply dealer and they come in a variety of shapes and sizes (and some range of color). Note: Tall tiles should be sunk slightly into the ground for stability.

A neat trick (top left) if you're building a deck, is to include a trapdoor compartment that keeps the garden hose from straggling all over after you're through using it. Put it where it's handy for hosing down the deck as well as watering shrubbery. You already have a deck or porch? Well, get out your saw and make a trapdoor in it. If necessary, run a new water line from the house. Then forget the worst part of watering chores—dragging the hose out from the garage and reeling it in again.

This simple storage bin takes care of most of the things that accumulate around a garden. Before you begin, measure the items to be stored (garbage can, hose, tools) and design a bin to accommodate them. This one even has a rack for drying bathing suits. To protect the wood from ground moisture, set it on concrete blocks or on bricks set in sand.

Ideal for leapfrog, among other things, these "stepping-stones" are nothing more than segments of telephone poles buried in the ground. You can sometimes get old poles from your local power company, from alongside railroad tracks, and from waterfront areas that are being renovated. You can also use old railroad ties left along the tracks. Ask permission before you salvage them. Or get new pressure-treated wooden poles from a lumber supplier. (Plain logs will rot, in time.) In any case, bury sections two to three feet in the ground and, when installing, hose the earth down frequently as you're packing it in. It will dry almost as hard as concrete.

Maybe you'll decide against red with green trim. But Stanley thinks you should have the choice.

Maybe you'd prefer burgundy. Or a jade-green that lets the wood grain show through. Maybe what you really want is a burnt orange room divider. Maybe not. But if you want a credenza to match your carpet, we think you should have it. That's why we make furniture in shades of blue, celery, apple green, moonstone, primrose, and dozens more. More colors and finishes in fact than anyone else. If you'd like to see them, send $1.00 for brochures to Pat Parker, Dept. AH-86, Stanley Furniture Company, Stanleytown, Virginia 24168.

We try to finish furniture as though different people had different favorite colors. The Stanley Furniture Company.

STANLEY

By THEODORE IRWIN

YOUR CHANCES FOR A MORTGAGE

If you are thinking (or dreaming) of buying or building a home this year, what will be your realistic prospects for obtaining a reasonable mortgage in this tight-money period?

Mortgage loan funds, relatively scarce in many states, tightened up more than ever following the rise in Federal Reserve rates last April. A survey conducted for *American Home*, however, indicates that certainly it is possible to pick up a mortgage—at a price. That may appear heartening but there are variables. Much depends on where you'll live, your state, your down payment, the kind of lender you approach.

In tight-fisted states some banks may deign to grant mortgage loans only to depositors of at least a year's standing. Significantly, in states with high ceilings on the interest charged, little if any shortage of mortgage money is apparent.

Comments from lenders in other states seem to fall into a pattern: "We are being selective, sticky, and cautious." "We do have money for a mortgage but on an allocation basis." "There's no great problem—if all requirements are met." "We're looking at every application with a searching eye." The frustrations you may face reflect this increasing conservatism by lenders.

In other ways, lenders are uncommonly choosy. In a general sharpening up of evaluations, professional appraisers are relied on more often. If you'll settle for a 15- or 20-year term instead of 30 your chances are bound to be better.

Whether or not you're given a mortgage depends on other factors besides down payment, appraisal value, and the repayment period. Your income, age, family, and credit standing, as well as the future trend of the property's worth, are important. So is the locality and appearance of the house. High local taxes and the distance to schools and transportation might also affect the terms—or price—of the loan.

THE MORTGAGE SITUATION AT A GLANCE

Money is available, but:

- Lenders are being selective.
- Terms are shorter.
- Interest is higher.
- Down payments are larger.
- Your chances for a mortgage are good in states permitting relatively high interest rates, poor in states permitting relatively low rates. For that reason, states with low rates are likely to revise them upward.

THE PRICE YOU PAY

Effective interest rates vary like a zigzag throughout the nation and are clues to where mortgage funds are more or less obtainable. In recent months the national average on conventional loans (not VA or FHA) has been at a record level of 6.8 percent. They are slightly lower in the East (if you're lucky), somewhat more in the Midwest, and highest on the West Coast. The average on a VA or FHA mortgage, excluding the government insurance premium, is 6.83 percent on new homes.

These are reported averages that can delude you. Actually, in California, Florida, or Texas, you may have to pay 7½ to 8 percent. That's chiefly because lenders in these states are permitted by law to charge as much as 10 percent. Understandably, lending institutions located in any of the few states with a limit of only 6 percent send excess funds for mortgages to wherever higher interest rates prevail.

Clearly it's harder to get a mortgage in low-limit states, easier in states like Connecticut and Massachusetts. For this reason, some states have raised their interest limits. Others will probably follow.

ADD POINTS TO YOUR COST

Rarely will you pick up a mortgage these days without having to ante up cash for points, sometimes referred to as a premium or commitment fee. A point is equal to $1 for every $100 on the face of the loan. On a $20,000 mortgage, three points would come to $600. It's legitimate. Lenders regard these fees as a way of making up the difference between the legal maximum interest and what they view as a fair return.

Theoretically, and under FHA regulations, the seller or builder is supposed to absorb the premium. In

Home care ideas as new as your

Clean your rugs showroom fresh with Bissell Rug Shampoo

If your rugs and carpets look dull and dingy, it's time for Bissell Rug Shampoo. Heavy-bodied foam—gentle but mighty—gets after even deep-down dirt. Shampoo in, let dry, then vacuum. Rugs and carpets come out clean, bright—showroom fresh. You get professional-looking results at do-it-yourself prices!

BISSELL INC.
GRAND RAPIDS, MICHIGAN 49501

practice, the home buyer usually pays it in cash to the mortgagor. When a builder, especially in a development, provides the mortgage, he generally includes the points in the price.

TERMS AND EXTRAS

Besides points, mortgage lenders add sundry charges. To start with, there's an origination fee, known in some parts of the country as an initial fee. Just what this comprises hinges on the mortgagor's interpretation and the practice in his area. As a rule it covers the cost of processing the transaction—the paperwork it takes to put the loan on the lender's books. In some places, an "initial fee" just means "points."

Nationwide, the average origination charge today is 0.93 percent of the principal on a conventional mortgage for a new home. It ranges, however, all the way from 0.16 when a mortgage is taken through an insurance company, to 1.21 percent from a savings and loan association. FHA allows a 1 percent initial charge but this can go up to 2.5 percent if inspections or partial payments during construction are made.

Count on service charges too. These include the exact costs of appraisal, survey, title search, credit check, the lender's lawyer, title closing, and state mortgage tax. These "closing costs" can run from $360 to $630 on a $15,000 mortgage.

The average repayment period on new-home conventional loans granted has run to about 25 years. You can probably get a few more years through an insurance company, less through a commercial bank. For existing homes, the average term has been under 22 years. During this tight-money year, however, shorter terms on all home loans will be demanded by lenders.

On an FHA or VA mortgage, the legal maximum for new homes is 30 years, but seldom granted.

DOWN PAYMENTS GO UP

In line with their highly selective policy, lenders look for blue-chip loans, preferring as large a down payment as the home buyer can bear. Often a high down payment (perhaps half) will get you a lower interest rate as a prime loan. Nationwide, the average cash required on a new house is about a quarter of the appraised value (which is usually close to the purchase price). Generally, you will need somewhat fewer dollars with a savings and loan association but more—about 32 percent—on a loan from a mutual savings or commercial bank.

A VA mortgage permits a 100 percent loan with no down payment—if you have the rare fortune to uncover and charm a willing bank. FHA offers this sliding scale: A loan can't be more than 97 percent of the first $15,000 appraised value, plus 90 percent of the next $5000, plus 80 percent of the remainder. Thus on a new $30,000 home you could be given a $27,000 mortgage by a private lending institution, paying $3000 cash. But what really happens?

FHA AND VA LOANS

Particularly in states where mortgage funds are short, lenders are in no mood to set up FHA or VA loans. On both new and existing homes, these have been fixed at a 6¾ percent interest limit. With FHA, the home buyer must add a 0.5 percent insurance premium which becomes part of the monthly payments. In many sectors, you have to be an exceptionally good customer of a lending institution—and even then tack on 8 or 9 points—before your application is seriously considered.

Currently, mutual savings banks are the largest FHA and VA lenders. Commercial banks customarily shy away, partly because they prefer a higher down payment than FHA and VA permit. Rigid FHA requirements, federal scrutiny, red tape, and complicated paperwork discourage many lenders, especially in small towns.

Fewer VA home loans, than ever have been advanced in this stringent money market. But if you can convince a lender, by all means take out a GI mortgage. You need not pay a 0.5 percent insurance premium, as on FHA. VA guarantees up to $7500 of the loan (to protect the lender) and a bill before Congress proposes to raise this to $12,500.

Vietnam veterans are eligible. Veterans of World War II, Korea, and post-Korea should check with their regional VA office to see if they are entitled to a Certificate of Eligibility.

THE PIGGYBACKS

Families with little cash but in a sound economic position have lately been attracted to an innovation known as the piggyback on a conventional mortgage for a newly built house. Essentially, this means that on top of a first mortgage—for which you are given 75 percent of the appraised value—you take on a second mortgage of 15 percent for the same terms as the first. Your down payment becomes 10 percent (in cash) of the value of the lot you own or from the trade-in value of your present home.

The second mortgage, from $2000 to $10,000, is arranged by a lumber dealer or builder. The interest rate—based on what prevails in the area—is the same for both mortgages and you make a single monthly payment. Your house can be worth as much as $60,000, the term as long as 30 years, initial fees about 1.5 percent.

Piggybacks, which can't be applied to FHA or VA mortgages, may be acquired (continued on page 82)

needs...from BISSELL®

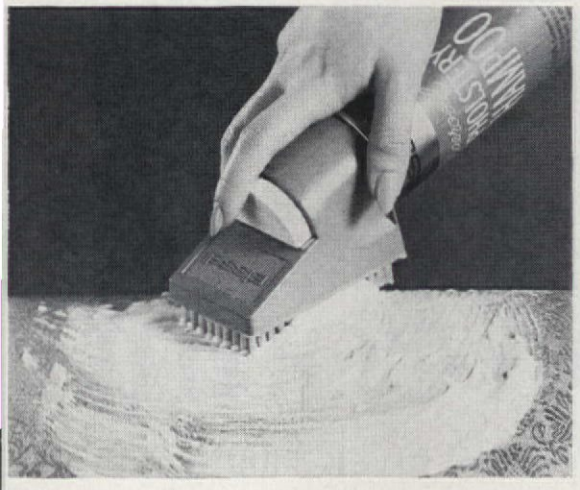

Faster, easier way to clean upholstery...Bissell Aerosol Upholstery Shampoo

That's right!... push the button and brush on thick, rich foam. Effectively cleans water colorfast fabrics, vinyl, leather, plastic and auto upholstery. Dries quickly—in just about an hour—and leaves no streaking or tell-tale odor.

Your delicate things need the gentle care of Bissell Fine Fabric Wash

Even your finest cashmere sweater is safe in these gentle suds. So mild... yet thoroughly washes, softens, brightens and freshens any washable fabric. Bissell Fine Fabric Wash pampers cashmere, wool, Dacron, polyester, nylon and cotton.

Now there's an effective push-button way for cleaning spots and stains... Bissell Lift-Off Spot Cleaner.

Marvelous for cleaning grease spots, oil, tar, gum and most food stains. Simply spray on, let dry to a powder, then brush off with handy brush on top of can. And there's no tell-tale ring. When spots or stains appear on your clothing, carpets, upholstery—use Bissell aerosol Lift-Off Spot Cleaner.

Meet new Double Bubble Dove.

You can win $100 for every bubble you count!

"Count the Bubbles" Cash Sweepstakes. Over $35,000 in cash prizes! Over 2000 winners!

ENTRY BLANK

Mail to "Count the Bubbles" Cash Sweepstakes
P.O. Box 45-L, Mount Vernon, N.Y. 10559

Dear Double Bubble Dove: I count_____(number of) bubbles in the magnifying glass above. (There are no hidden bubbles, and partial bubbles count.) I enclose a back label tear strip from any size new Dove dishwashing liquid (or alternate as stated in Rule 3).

NAME

ADDRESS

CITY STATE ZIP

Now there's an exciting new Dove-for-Dishes. A real dishpan *miracle*. It's new Double Bubble Dove, with suds that last *twice as long!* Yet it's still so gentle, it thinks it's a hand lotion.

A big bubble breakthrough like this deserves a big celebration. So we're celebrating with a "Count the Bubbles" Cash Sweepstakes. Over $35,000 in cash prizes! Over 2000 winners!

Get in on the action. There's a *Grand First Prize of $100* for every bubble you can count. *20 second prizes of $10* for every bubble. And more than *2000 additional $10 prizes!*

No purchase necessary. Just fill out the entry blank and follow the directions on the card at right.

By STANLEY SCHULER

PICK THE PAVING THAT'S BEST FOR YOU

The weary threats of frustrated gardeners to the contrary, it seems very doubtful that many backyards will ever be paved from end to end. But driveways and parking areas are growing larger, terraces are being expanded, areas in which grass is difficult to grow are being graveled, and each new swimming pool is bordered by a deck. Paving, in short, is becoming almost as important as trees, flowers, and grass.

In selecting a paving material, think about the shape and contour of the paved area, cost of the material, and the kind of use the material will be getting.

Shape and contour are dictated by practical and aesthetic considerations. You must design to suit conditions—perhaps with the help of an architect or a landscape architect. And remember that a small terrace looks larger if paved in a continuous material or many small units such as brick than if you use large flagstones.

In considering cost, think in terms of the installed cost. Get an estimate from a local paving contractor mason or masonry-supply dealer.

OTHER CONSIDERATIONS

Is the material durable enough to withstand the weather, the wear and the weight it will be subjected to? Any material can be used on a terrace because it receives light wear, but fewer materials are suitable for driveways.

Will the material be simple to maintain? In a given location, one or two may be far superior—or inferior—to others.

Does the material create annoying problems? For example, when some materials are used in the shade in a humid climate they become treacherously slippery. Dark paving stores up heat. Light paving creates glare. Rough paving makes mincemeat of children's knees.

Is the material comfortable underfoot? Is it fairly cool in the sun? Does it get in your shoes?

Can water sink through the material or does it flow off in sheets? If you are installing paving over the roots of a tree, it is essential that you use a permeable material that will allow water and oxygen to reach the roots. And on a slope in a dry climate or a very wet climate it pays to use a material that water sinks through.

ASPHALT

Asphalt is installed either by applying a layer of blacktop (a factory-made mixture of asphalt and crushed stone) to a prepared base, or by treating a prepared base with alternate applications of asphalt and sand. The surface-treated paving is more or less gray. Blacktop is black, though a lighter color can be had by mixing the asphalt with crushed dolomite instead of the stone usually used.

Pros and cons. When properly laid, asphalt paving stands up well under heavy wear and is easy to repair. The paving is sometimes strongly textured, not slippery, and very resilient. It does not show stains. Water flows off rapidly. If asphalt is poorly laid it is likely to become soft in hot weather, although this is less of a problem today than it used to be. All asphalt paving, however, soaks up and holds the sun's heat.

Where to use. Asphalt is sometimes used for walks but it's outstanding for driveways.

It should not be applied over tree roots or in places where runoff of rainwater may cause problems.

Installation. Packaged, do-it-yourself blacktop is on the market but for any sizable installation, call a reputable paving contractor. A common installation fault is the formation of large surface "dents," that cause rain puddles.

BRICK

Bricks are now available in various new shapes—hexagons, octagons, squares, even something that looks very much like a fleur de lis.

Pros and cons. Brick's beauty is its chief asset but strength and durability rank a close second. Anyone can lay it on sand. Used this way, water can sink through to plant roots and the rate of runoff is retarded. Under normal conditions the surface is skidproof but brick in shade quickly acquires a slippery coating of algae or moss (that can be removed but it's a nuisance). The surface is easily stained unless treated with a masonry sealing compound. In winter, untreated bricks soak up moisture that may cause crumbling or spalling, and often forms a thin skin of ice.

Where to use. Brick can be used in all areas where appearance is important, but you should not use it where its slippery tendencies can cause trouble or where it may be subject to unsightly staining.

Installation. Laying bricks without mortar is by far the best method. You can lay the bricks (continued on page 114)

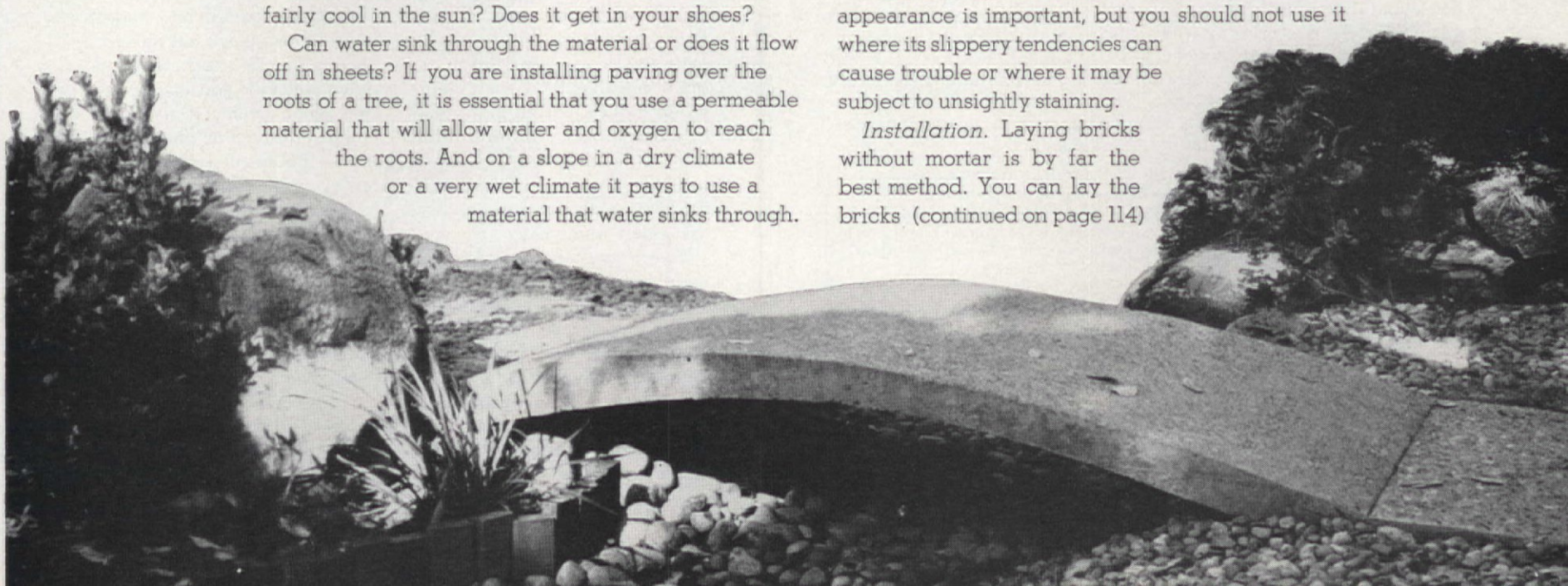

New answer for the intimate, embarrassing problems married women face.

Tiny Norforms,® more effective than douching, yet easy and pleasant to use.

As every married woman knows, embarrassing feminine odor that begins in the vaginal tract is a hygiene problem. You'd like to feel fresh, clean and secure . . . but it's not always easy.

Douching is a nuisance. The apparatus is awkward and unsightly. Powders and liquids must be measured and mixed; and some have an unpleasant household odor. Besides, your doctor may tell you not to douche every day.



Norforms . . . small and *so* easy to use

And now, thank goodness, there's something more convenient and effective against odor—Norforms.

Norforms are tiny germicidal suppositories. They've been thoroughly tested by doctors. Norforms are easy to use . . . you simply insert one as directed. Within minutes, a Norforms spreads a powerful germicidal film that stops odor . . . keeps you fresh and dainty for hours.

Norforms are so safe, you can use one as often as necessary. What a relief! You feel confident and odor free . . . much more easily than douching. Try Norforms—the germicidal protection married women trust.

TESTED BY DOCTORS · PROVED IN HOSPITAL CLINIC · TRUSTED BY WOMEN



Want a free information booklet in a plain wrapper? Send this coupon to: The Norwich Pharmacal Company, Department AH-87, Norwich, N.Y. 13815.

Name_____

Street_____

City_____

State_____ Zip_____

Don't forget your zip code.

MONEY MANAGEMENT

By MARY FEELEY

HEALTH INSURANCE—HOW MUCH IS ENOUGH?

There are so many kinds of health-insurance policies and plans available it is possible—through a well-thought-out combination of them—to have sufficient coverage for practically any accident or illness.

Our statistics show that about 75 percent of you with health insurance will have group coverage of one kind or another. Your group insurance policy may have been provided through your employer but there are other kinds. Labor unions provide group insurance as do professional and other associations.

If you are not in a group plan perhaps it would be wise for you to seek one. Group plans offer many advantages and most of them include protection for your dependents as well as yourself. Premiums are low because such plans can be administered economically. Your employer often pays a part and sometimes all of the premium costs. Other advantages are that you are covered immediately and are eligible no matter what your physical condition at that time.

If you leave your job it is often possible to convert your group policy to an individual or family policy. However, find out the details before you leave a group plan. If you wait too long you may not find another that offers immediate coverage.

Before you take steps to augment your group plan insurance, read your policy with care. Many people, to their dismay, discover too late the limitations of their policy. Or they neglect to take full advantage of the benefits they're entitled to through a misunderstanding of the terminology. Policy writers use many catch phrases assuming you will know what they mean. If you don't—ask.

KNOW YOUR TERMINOLOGY

Here are a few of the terms you may find in a policy issued through a group plan. Each has a definite meaning in insurance parlance.

There are two kinds of *deductible* provisions for group policies. If yours has an *integrated deductible* it means you cannot realize any benefits from the policy until you have used the benefits from any other group policies you own. This may help you decide what kind of other policy to buy. For instance, if your group policy has a $500 integrated deductible provision and you receive a $600 benefit from another policy, the group plan benefits start at the $600 figure, not at the $500 level as indicated in your policy.

If you have a *corridor deductible* provision, the group plan benefits will not start until (a) you have received all the benefits from other policies and (b) you have paid the deductible amount. Taking the same figures, you receive $600 from another policy, then you pay a corridor deductible (usually $50 to $100), and then the benefits from the corridor deductible policy are effective.

There may be an *antiduplication* clause in your policy and it is important that you be aware of it before you purchase additional insurance. This means that if you have two group policies and they cover roughly the same hospital/surgical expenses, you may not collect from both policies. It is possible to collect from both but not if there is an anti-duplication clause. In that case you might consider converting one of the policies into a major medical or a comprehensive coverage policy.

Your policy may pay *service benefits* or *indemnity benefits* and they should be studied carefully as they may have a bearing on the purchase of another policy. If you have a service benefit policy, it means the company pays for the service itself—the hospital room, the x-rays or whatever. Blue Cross is a service benefit policy. If your policy pays indemnity benefits, it will pay you a flat amount or up to a stated sum toward the cost of such services. Indemnity policies are usually issued by insurance companies.

The *renewability* of your policy is another important factor to consider. Some policies are *optionally* renewable—renewed (continued on page 75)

The cost of these ceilings won't get you down. Neither will putting them up.



Family Room—Wood Grain Ceiling



Den—Cortega™ Cushiontone® Tile

Game Room—Pinehurst Cushiontone Suspended Ceiling

Easy. In a word, that's all there is to buying an Armstrong Ceiling. Or to putting one up.

And they're all easy in another way: on the eyes.

Just look at the one in the family room. It's called Wood Grain—with the textured surface of real wood and the random-width look of wood planks. If you like the look, wait till you hear the price. Around $45. That's all it costs for the materials for a 12-by-14-foot room. And putting up the ceiling doesn't take much work either. You can staple or glue it right over your present ceiling.

The ceiling in the den is a brand-new design. It's called Cortega Cushiontone, and it's an acoustical ceiling. That means it's as easy on the ears as it is on the eyes. Fact is, it'll absorb 50% or more of the noise that strikes its surface. Sound good? So will the price. Less than $50 for materials for a 12-by-14-foot room. And it also can be stapled or glued right over your present ceiling.

The ceiling in the game room is acoustical, too. But it's a different kind—it's suspended. To put it up, you first hang a metal grid by wires from above. Then all you do is drop in the panels. It's a beautiful way to hide ugly pipes or wiring. The style shown here is Pinehurst Cushiontone. It'll run you around $65 for all the materials needed for a 12-by-14-foot room.

Ask your lumber dealer to show you these and other Armstrong Ceilings. All told there are 38 to choose from. And no matter which one you put up, the cost won't get you down.

Free! Color pictures of the complete line of Armstrong Ceilings and a helpful do-it-yourself installation booklet. Write: Armstrong, 6807 Rand Road, Lancaster, Pennsylvania 17604.

Armstrong

Which would you choose to cut your birthday cake?

Look—even clean water lets spots form.

Cascade in your dishwasher gets dishes amazingly spotless.

This one, of course. Cascade washed it unbeatably spotless!

Cascade eliminates drops that spot.

Only Cascade has Chlorosheen. And in your dishwasher Cascade with Chlorosheen makes water rinse off dishes in clear sheets. Drops don't form. Dishes dry amazingly free from dirty-looking spots and streaks. So for that special occasion, for everyday use, your silver will gleam. Your dishes will shine. Your glasses will glisten. Spotlessly. Cut that cake with pride. Make that wish. And forget about spots. You can if you always use Cascade, the best dishwasher detergent you can buy.

"How do I love thee? Let me count the ways.
I love thee to the depth and breadth and height
My soul can reach...."

Elizabeth Barrett Browning perhaps expressed it more beautifully than anyone has ever done. Love begins in our homes, in the love we have for our children, our wives, our husbands, our friends. This issue is devoted to just such a love. We hope our ideas will help you express it to those immediately around you. But we also hope it will not stop at your doorstep—that it will spread to your community, your country, and the world itself.

LOVE

Photographer: Richard Gross



By Jeanne Lamb O'Neill

TWO'S A BALL

How long does it take to learn that one's no fun and two's a ball? Not very long. We catch on in the cradle. 'Way before we know who or where or why we are, we know that *one* is cold and damp and hungry and *two* is warm and good and gurgly all over. Clever little know-nothings. Because isn't that the way it is from then on? Sure, one little boy can bounce a ball but *two* can play catch. One can have a secret hiding place but *two* can have a secret. One can bob a boat in the tub but *two* can sail to Madagascar and back in an ankle-deep creek. Surely a girl can grow into a woman without a best friend or a beau—it's just that one can fill up a diary but *two* can tie up the telephone. One can play a piano but *two* can hear violins. One can swing on a swing but *two* can float with the angels. Surely, each of us can go through life untouching and untouched. It's just that one can eat lunch but *two* can have a picnic. One can mow the lawn but *two* can talk over the fence. One can smile but *two* can laugh. One can weep but *two* can cry on each other's shoulder. One can dream but *two* can build a dream house. One can grow older but *two* can grow fonder and nearer and dearer. Of course, once we leave the cradle *two*ness isn't all that essential. We only think it is. No matter what smashing successes or dashing sophisticates we become, it's chilly to be just "I" and lovely to be "thee and me." *Two*ness isn't always easy, but who'd want to live in a world without seesaws and love seats, sodas with *two* straws and his-and-her towels, double dressers, and bicycles-built-for-*two*, umbrellas for *two* and kayaks for *two*, partners' desks and prams for *two*, foot warmers for *two* and martinis for *two*? Who'd want to live without loving and sharing and caring? *Two*ness isn't a matter of life and death. It's just a matter of being gloriously, wondrously, shout-it-from-the-steeple glad to be alive.

"COME INTO OUR MAGIC GARDEN"

It's a marvelous place—full of trees to climb, bushes to hide in, and winding trails for Indian scouts. It's a child's delight, a through-the-looking-glass world where you can create fantasy, have tea on a tree stump, and wait for the Mad Hatter to appear. For children, a garden needn't be tidy, formal, or loaded with prize-winning specimen flowers. Climbable trees, a lawn for play, and overgrown shrubs are the stuff jungles and plains are made of. A garden is adventure, an ambush, a wicked witch hiding in a hollow of an oak tree. But most of all—a garden is love. Take a walk through ours, through a child's eyes, and you'll soon see why.
If you insist on being grown-up about it, we'll identify some of the plants for you. The boys are climbing on a California live oak. Under the tree is a groundcover of bleeding heart and oxalis, both shade lovers. There are also azaleas, tree ferns, pink dogwood, and camellias. A hydrangea grows in a pot by the girls' tea party.

"They'll never be able to follow us up here!"
"I think they have some cookies . . ."

"I wonder what the pink ones are?"
"Let's pick some and take them home."

"It's getting late but we're not afraid. The horrible witch is dead."

"Drop it, I know you're there!"

"Milk, lemon, or pink petals?"

A picnic is a summer love...a romantic excuse for two to slip away and be alone in some woodland glade...a chance for families who love each other to be together, away from the everyday routine. A picnic is a teen-age frolic, all revved up in a box. And a picnic, above all, is a hamperful of the most memorable, mouth-watering food.

A SUMMER LOVE: THE PICNIC

By VIRGINIA T. HABEEB



Photographer: Harry Hartman Shopping Information, page 74

elegant picnic for two

A meadow, field, a woodland glade. A beautiful day. Two people in love. And a picnic in the most elegant sense—one dressed in crystal, china, silver. And underlined with the most sumptuous food, all prepared ahead of time and tucked in a dual-purpose hamper that, when unpacked, converts to a cozy little seat. As the shadows grow long, light the occasion with candles (in your very best candlesticks), bring out the food, and linger in the romance of it all. You've just created a moment to be remembered with love. (See page 112 for recipes.)

Iced Lemon Soup
Brandied Cornish Hens
Poached Asparagus and Squash
Sauce Verte
Avocado Vinaigrette
Croissants *Butter Balls*
Fruit *Cheese* *White Wine*
Petit Baba *Demitasse*

Please turn the page

all aboard for family fun!

Man the rowboats, canoes, motorboats, sailboats, catamarans! It's time for some real fun—and what could be more enjoyable than a family picnic, on land or sea, with a basketful of very good things to eat? For Jim and Wendy Drake and their children, picnicking on their 37-foot catamaran is most fun. Even though there is a tiny galley and an "icebox" aboard, the Drakes like taking their favorite Mexican-style food along for munching. Unique egg-paint cookies are part of the menu, and are fun for the youngsters to put the finishing touches on (see below). Preparing the meal ahead leaves more time for soaking up sun, taking a swim, and sneaking in a quick siesta after a sizable helping of food. Recipes begin on page 112.

Pimiento Deviled Eggs
Mexican Fried Chicken
Tacos Salads
Carrots Celery Pepper Strips
Chocolate Milk Orange Drink
Fruit Cheese
Coffee for Mom and Dad
Egg-Paint Cookies



a teen cake box eat-in

A teen eat-in can take place anywhere hungry youngsters congregate. Here at Malibu beach, a group of friends enjoy a modern version of the box-lunch picnic. Sun, sea, and sand create a convivial, appetite-building atmosphere, but the main ingredients of this picnic (as requested by the teen-agers) are "cold cuts and cheese and stuff like that." As for toting it all, the girls used fruit baskets and cake boxes they decorated with acrylic-paint patterns. And inside the boxes, lined with colored tissue, were all kinds of snacks in plastic bags and wrap. Each box was filled with two (and sometimes more) of everything. And it wasn't long before the eat-in was underway! Recipes on page 112.

String of Flats: *Skewered small sandwiches filled with cheese, cold cuts, and turkey.*
Slapsticks: *Ham and cheese rolled around breadsticks.*
Peppery Submarines: *Hero-type sandwiches with chili peppers, pimiento, and Swiss cheese.*
Sailor Boys: *Round crackers filled with beef and Swiss cheese.*
Onion Roll Heroes: *Onion rolls filled with bologna and cheese.*
Sesame Sandwiches: *Cream cheese and jelly on sesame buns.*
Pickled Peanut Dogs: *Hot-dog buns filled with peanut butter and pickle.*
Tidbits: *Good munching fare includes dried beef sticks, crispy chips of beef, potato chips, pretzels, and corn chips—in plastic bags, soft drinks, cherry tomatoes, pickles, olives, chilies, carrots, coleslaw, and potato salad. For dessert, fruit, cupcakes, candies and "cookies you buy at the store."*





By Helene Brown

A HOUSE WITH HEART

This cozy Long Island retreat was planned for maximum enjoyment with the least amount of maintenance by fashion designer Anne Klein for her family. It reverberates with a gay spirit, an ebullience that only a house truly lived in can have. And it's filled with the extra touches to make you feel comfortable and completely at home.

The house is constantly in use during the summer months. When not occupied by its owners, it is usually on loan to friends. Entire families move in and feel welcome here, all due to Anne's fantastic knack for putting everything under her guests' noses in the prettiest fashion. For example, a basket slung over the doorknob on the way to the deck is crammed with sunglasses, sunburn cream, bathing caps, even a mirror and combs for the ladies. In the kitchen, in addition to a well-stocked larder, (continued)

The enchantment of summer in all its glory is captured in this spacious sun-dappled living room (left). The mood here is casual, thoughtful, and sets the pace for light-hearted living. This is a room where you walk barefoot, never worrying about wet, sandy feet as the floors are waterproof, the area rugs washable. Where you stretch out on a sofa, feet up, and aren't alarmed about soiling the upholstery as it unzips and goes into the washing machine. Where you can't mar tabletops (they're plastic) with wet glasses. Where books or magazines tossed on the floor do not make the room appear untidy. Where there is comfort everywhere. Where the soothing sounds of the ocean mingle with balmy breezes to bring serenity and joy to its occupants.

An oversized hammock (right) provides a very special retreat in one corner of the living room, for napping or reading on lazy summer days.

"The dining table, which easily seats 12, is very basic," says Anne. "Just some old salvaged wood, sanded and stained. I literally snatched it away from a local farmer who was building it to hold his chicken coops! When he finally recovered from the shock that I wanted to use it as a dining table, he very obligingly built two simple benches and a console shelf to match." Over the shelf, an ever-growing collection of hats found all over the world.

Photographer: William Maris

the hostess writes complete menus with recipes and tacks them inside the grocery cabinet. Bedrooms have either standing racks or pegs to hold extra large beach towels. A stall-like corridor houses water skis, tennis rackets, scuba equipment, even bongo drums. Everywhere you turn, there is evidence of a gracious and thoughtful hostess.

"We do love this house," says Anne. "It's carefree and fun. Even though I decorated it 14 years ago, there isn't a thing I want to change. My decorating plan was inspired by a long list of musts. Everything had to be durable, resistant to the elements, easy to maintain, and because we needed so many things, inexpensive. So I started with box springs and mattresses, unpainted chests, and gay quilts instead of bedspreads. Foam-rubber-slab sofas, plastic laminates for tabletops and yards and yards of white canvas for the living room. And wicker, painted and natural everywhere. Everything else just happened. I'm an insatiable collector and many of the things we love and use would be just junk to someone else."

Bedroom (left) is all cool white, splashed with lime and lacy accents. The floor here is bare with a finish of shiny white deck paint. The ambience of summer is created by live plants, a cachepot brimming with seashells, and pillow shams deeply edged with flouncy eyelet.

The unmistakable impact of one bold color is seen in this guest room (bottom left). Headboard is foam rubber cut in a rectangular shape, glued to plywood and covered with felt. Typical Early American black metal strap hinges are used as decorative supports for headboard. Bright yellow felt, 72 inches wide, needed only scissors to become a throw for the twin bed.

Exotic headboard is a reincarnation of an old room divider—one of those real finds you discover poking around antique shops. A department store sale yielded the red-and-gold patterned cotton comforter. Dress fabric remnant, looking for all the world like an Indian sari, is used for curtains, shades, and pillows.

Any meal you serve can become an occasion if you make the setting for it reflect your special affection for those who will enjoy it. Even a simple snack seems like a banquet when you take that extra bit of trouble to set your table with spirit, imagination, color...and love.

LOVE MAKES IT AN OCCASION

By VERA D. HAHN

Photographer: Richard Gross

breakfast in bed

Someone tiptoed downstairs before anyone else was up, to make breakfast for Mommy—to serve to her in bed, just like a movie star.

A beautiful breakfast tray with Mother's best china, her favorite silver, a few dewy flowers from the garden, a flowered napkin. Even the morning paper. China and crystal, Lenox. Flatware, International.

Photographer: Richard Olson

brunch for the family

Make an occasion of a weekend brunch just for the family, when no one has to rush off and there's lots of time to sit down together around a beautiful table. It's a time for leisurely eating, family talk, for enjoying one another.

Out on the patio, in front of the picture window, by the fireside in winter, keep the table comfortably uncluttered—pull up a tea cart. Have lots of coffee on hand—here in a square, modern urn with a candle warmer. Hen holds scrambled eggs, mats are washable plastic, napkins, real linen. China, Iroquois. Crystal, Fostoria. Flatware, Towle.

Please turn the page

birthday party to remember

Imagination makes a birthday party memorable. Season it with plenty of love, a big slice of cake, colorful party hats from the attic, and a setting that's pretty yet practical. Your youngster and friends will have a truly magic time.

Tablecloth is made of neon-bright bath towels under a protective plastic covering. Polka-dot hand towels serve as napkins. Plates and papier-maché bowls holding ice pops and inexpensive toys repeat dot pattern, as does the cake. Practically everything is plastic, including sandwich covers and cookie domes. Polka-dot plates, Moore, Rockwell, White Assoc.

Photographer: Harry Hartman

buffet for new neighbors

The nice new couple next door would probably love a chance to know you better. And they haven't yet met their other neighbors. Why not invite everyone to a buffet dinner? There's no nicer time than now to get acquainted. No nicer place than your backyard, with informally set tables and inviting summer fare.

Instead of one long serving table, group three or four round ones, as we've done. To make the tables manageable, use lazy Susans, right off your kitchen shelves, and white wire plate racks for bread and buns. And let yourself go with lots of color and the biggest, brightest patterns. Plates, trays, cups, saucers, Texas-Ware. Glassware, Laveno. Flatware, Lunt.

Please turn the page

midnight supper for two

Making up after a lovers' quarrel is as heady as peaches bubbling in champagne, romantic as candlelight and roses, satisfying as sharing that pâté you've been saving—if it's midnight, and there's just the two of you.

An intimate setting at a moment's notice is a kitchen table set for two. Use your best glassware, finest sterling. Set the scene for soft words. "I'm sorry." "I love you." China, Block. Glassware, Seneca. Flatware, Reed & Barton.

dinner for your in-laws

In keeping with your gourmet menu for very special company, set a special table with a plain linen cloth edged with ready-made ruffles. Massed candlesticks in different heights and sizes light radiant faces—recorded for the family album by a talented photographer friend.

Each place setting is carefully arranged still life, with antique glasses for nosegays, individual salt and pepper cellars, best silver and china, sparkling crystal. China, Syracuse. Crystal, Royal Worcester. Flatware, Gorham.

Photographer: Richard Olson

Shopping Information, page 74

GARDENS ARE FOR LOVERS

By EVANTHIA KONDONELLIS

Houses express shelter—but gardens are made for love. What better ambience for soft words, soft thoughts? The pleasure garden is as old as Eden, as enticing as cool, dreamy Persian pavilions designed for courtly dalliance. Where else can a lady be wooed in such style? Would our favorite lover's soliloquy hold the same enchantment had Juliet's balcony faced the street? In the warm, sunny lands of the Mediterranean, love and gardens intermingle in the most romantic of settings. There the garden is the very heart of the home, embracing the life of the family, opening into every room of the house, flooding it with sunlight, fragrance, color, bird song. Our garden is a Southern California reflection of the Mediterranean mood. It was developed by Mr. and Mrs. George F. Steedman. Full of intimate nooks, crowned by leafy canopies and Moorish arches, there are tiles from Tunisia, stone columns from Italy, American hybrids of old-world jasmine and roses. A Mediterranean garden can be tucked wherever you have a sheltered corner. Give it a small fountain, a flowering vine, a stout fence to keep the world out. Have your own castle in Spain.

Information: Ethel McCall Head Photographer: Harry Hartman

By Alan C. Borg

A SNUG HOUSE FOR TWO

The house Larry and Gigi Green live in is a small, personal house in Belvedere, California, filled with the things they've carefully collected to make a home for themselves. It is an expression of their life together and their eclectic taste. The house, which has a dramatic glass-fronted exterior, is tucked away on a wooded site and although small (the owners figure it's about as big as 12 telephone booths) is airy and open. Actually containing less than 1000 square feet, it's snug enough for young marrieds, yet large enough for children, since it has three bedrooms. Large decks provide entertaining and play space. Careful selection and placement of furnishings add to the illusion of space. The rooms are unencumbered and uncluttered. Consistent use of white background unifies, thus enlarges space.

Please turn the page

Larry Green is an art director and did many of the paintings that are in the house. Gigi uses the guest room as her project headquarters, makes many of the decorative items around the house. They turned tiny closets in living room (above) into bookshelves. The 60-year-old couch was redone in leather for a contemporary look.

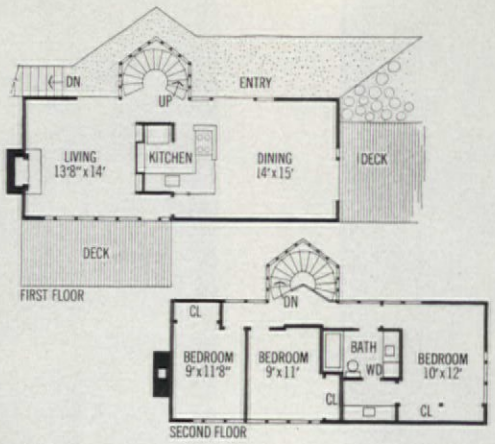

Floor plan (above) has small but well-proportioned rooms, with doors, windows placed for easy furniture arrangement. Stairway, usually a space stealer, is set outside main walls, made a design feature.

Carefully kept kitchen (left) bespeaks an accomplished cook who fondly displays necessary implements for ready use and to minimize storage needs. Efficiency makes up for lack of space and is, possibly, the result of it—requiring fewer steps.

Dining area (below) is sparsely furnished but warm and appealing. It's actually a small room, but with large sections of glass, it doesn't seem confined. Area rug and flowers are major spots of color in room.

Photographer: Charles Ashley Architect: R. Lathrop Bosworth, Charles Warren Callister Associates

Soups for your salad days.

TOMATO ICE. Blend Campbell's Tomato Soup (10¾-oz. can), 1 soup can water. Stir in 1 tablespoon lemon or lime juice. Pour into ice-cube tray. Freeze until partially frozen (about 3 hours); stir a few times. Break up ice with fork; thaw a few minutes, if necessary. Serve with sour cream.

BEEF BROTH ON THE ROCKS. That's Campbell's Beef Broth poured right from the can over ice. Add a wedge of lime.

SUMMER SHRIMP BOWL. Heat Campbell's Frozen Cream of Shrimp Soup with a soup can water. Chill 4 hours.

VICHYSSOISE. Heat Campbell's Frozen Cream of Potato Soup with 1 soup can milk (do not boil). Beat until smooth and chill 4 hours. Strain and thin if desired. Top with watercress or chives.

JELLIED CONSOMMÉ. Chill Campbell's Consommé 4 hours or more. Serve with a lemon slice, cucumber or sour cream.

GAZPACHO. Blend Campbell's Tomato Soup (10¾-oz. can), 1 cup water, 1 tablespoon olive oil, 2 tablespoons wine vinegar and 1 large clove garlic, minced. Chill 4 hours and serve with 1 cup chopped cucumber, ½ cup chopped green pepper, and ¼ cup chopped onion.

M'm! M'm! Cool!

REFRIGERATORS: THE FAMILY APPLIANCE

By Virginia T. Habeeb

The decisions involved in buying a new refrigerator are based on not only how well it will serve you but also your family. What do the children head for as soon as they get home from school? Where does the man of the house go to rummage for his midnight snack? And what meal could you prepare without at least one trip to the refrigerator? So do keep the whole family in mind when you're shopping for one. Examine the storage features, consider the refrigerating points, and plan just what you need to fit into your kitchen and your family life. To help you plan, here's a rundown on refrigerators for 1968.

WHICH MODEL FOR YOU?

The four basic refrigerator models differ distinctly in storage. Compare them in terms of what you need.

The side-by-side combination is the newest and usually the most deluxe of the models. It combines a full-length refrigerator with a full-length true freezer (maintains a minus 5 to plus 5° F. temperature range to store frozen foods and freeze fresh foods). It measures anywhere from 30 to 48 inches wide. The big bonus is the convenient, ample freezer storage. If you want room for large casseroles, platters, and the like, examine the fresh food area to be sure it's sufficient for your storage needs.

The bottom-freezer combination also offers ample true freezer storage. The full-width fresh food storage area will generally handle large casseroles and platters with ease. Freezer may be a roll-out drawer, or have a side-opening door with shelves and baskets that move out.

The top-freezer combination is a popular model widely available in a medium price range. Of the three combinations with true freezers, the top-freezer model usually has the smallest freezer capacity. It's good for a small family, a family who needs a minimum of freezer storage, or a family who owns a separate freezer but also wants freezer space in their refrigerator.

The conventional one-door refrigerator is the least expensive and usually has the least in the way of convenience features. (The exceptions are the one door "all refrigerator" refrigerators designed and sold as freezer mates.) The freezer compartment is not a true freezer as it is in the combination models. It stores frozen foods for a limited time but will not freeze them properly.

STORAGE FEATURES

If you haven't shopped for a refrigerator lately, you may be amazed (and confused) by the proliferation of storage features. Consider them in terms of what they will do for you.

To let you rearrange refrigerator space the way you want it you'll find:

- Cantilevered shelves attached to and supported at the back, can be adjusted to any position; cantilevered half shelves are even better.
- Full-width shelves adjust up or down to one or two positions.
- Adjustable or cantilevered door shelves.
- Cantilevered fruit basket, egg tray.
- A shelf that adjusts up or down to one or two positions without the food being removed.
- Adjustable crisper.
- Removable shelf in top-freezer of combinations.
- A removable door shelf in freezer section.

To add convenience in storing and removing food, you'll find:

- Slide- or glide-out shelves.
- Deep door shelves that hold half-gallon milk containers.
- Egg storage that is removable or glides out or tilts out (or molded in doors, in budget models).
- Butter and cheese keepers (with temperature control for butter).
- Removable door shelf becomes a tote tray.
- Removable covered compartments in door for storage, leftovers, snacks.
- Tilt-out juice can storage in freezer section.
- Freezer door shelf deep enough to hold half gallon ice cream container or to store frozen foods in bookshelf style.
- Slide-out or swing-out baskets in bottom freezer combinations.
- A lift-out basket in bottom-drawer freezers.
- An electric door opener that works when both hands are full (just a touch with the elbow).
- Automatic door closer assures door is always closed tightly.
- Foot pedal opens bottom-freezer combination.

To make refrigerator cleaning easier:

- Wheels or rollers so refrigerator can be moved out for cleaning.
- Drain on refrigerator floor for defrost water.
- Rounded corners; removable shelves.
- Tempered glass shelves in top-of-the-line combinations that never form frost.
- Removable door shelf fronts.

REFRIGERATION FEATURES

If you want the luxury of a refrigerator-freezer combination that never forms frost, here are a few facts to keep in mind and some features to look for:

- This type of cooling system uses cold air circulated by a fan. Food must be wrapped to exclude all air or it will dry out. Some manufacturers have incorporated moist sections in their refrigerators—a cold mist crisper, a fresh-food section with a separate humidity control.
- Combinations that never form frost will cost more to buy and to operate. (To many, including ourselves, this additional cost is well worth it.)
- Most operate on a timer control that activates automatic defrosting at timed intervals to prevent frost buildup. One newer model uses a humidity control—the defrost cycle starts when the control senses frost in the freezer. (Because it is not on a regular timed basis, this system could save some operating cost.)

Additional specialized refrigerating features on top-of-line models:

- Separate controls for the refrigerator and freezer.
- Quick-chill sections or shelves in refrigerator and/or freezer.
- Extra-cold meat keeper (sometimes with a separate, adjustable temperature control) with its own supply of extra-cold air (in some cases this is directed around, not through, the meat container so as not to dry out the meat).
- Humid-dry controls save some operating costs.
- A convertible section which may be used as a freezer or for fresh food.

Defrost features in lower priced models:

- Two-door combinations are frost free in the refrigerator area, only freezer needs defrosting.
- One-door models with dial or push-button defrost. If you don't let frost build up too much, this method can be satisfactory. The freezing compartment must be cleared and defrosting takes a while. For fast defrosting, hot water is still the best method for these models.

STYLING FEATURES

Color is big this year. In addition to the classic white and coppertone, there are soft avocados and golds, bright mod hues, and simulated wood grains. Or, you can buy one of the models with interchangeable door panels. It will generally hold any material an eighth- to a quarter-inch thick—laminated plastic, woven materials, even chalkboard or your own designs.

In wood grains there are simulated walnut, pecan, cherry, rattan, even three-dimensional carved fronts.

Other styling features include: wood-grain trims and handles; a center-opening, French-door design on refrigerator part of a bottom-freezer combination; a choice of door handles; and decorator interior colors.

COMPACTS: SECOND REFRIGERATOR

A popular trend now taking hold is the addition of a second, compact refrigerator in the den, family room, or bedroom. As a result, there is now a varied selection of compacts available.

They range in size from approximately two cubic feet to six cubic feet. Most are conventional one-door refrigerators with a freezing compartment for ice cubes and short-term storage of frozen foods. Storage features include door shelves, adjustable refrigerator shelves, vegetable crispers even some cheese and butter keepers.

Small models may be set on tabletops, on accessory legs, under counters, or on accessory carts. One is available with a remote control condenser so it can be built in for furniture styling. Some will operate on batteries or can be adapted to operate on the car cigarette lighter. These also may be used on a standard 110/115 volt outlet.

Larger models are usually free-standing, often with a work-top surface. They may also come in combinations, as with a sink or range.

Many are designed specifically for bar use—look like furniture. Built-in locks are commonly available on these. One has an automatic ice maker.

BUYING AND INSTALLING

The actual installation of a refrigerator (unless it is built-in) requires no more than setting it in place and plugging it in. However, it is the setting it in place (or how well it fits) that we would like to cover here.

The width is the most important—but not the only measurement to consider. Capacities vary within the same widths due to differences in height and depth. If you have room to spare in the depth or the height, buy the largest capacity

(continued)

When the whole house is as cozy as her bed... you've graduated to flameless electric heat

Make a clean break with the past.

Make your home truly modern—old home or new—with flameless electric heat.

You'll enjoy automatic *flameless* comfort, that wraps your family with a wonderful feeling of gentle, even warmth . . . without cold spots or sudden blasts.

You'll enjoy heat so clean you'll see the difference on draperies, window sills, furniture . . . everywhere.

And you'll gain more space in your home, perhaps even an entire room because you can use space otherwise taken up by big furnaces and bulky radiators.

Modernizing an old home can be done neatly in just a few days, summer or winter. Your electric light and power company or electric heating contractor will be happy to show you the electric system just right for your home. Ask them about a cooling system, too.

Phone now . . . and graduate to the joy of Total Electric Living.

TOTAL ELECTRIC GOLD MEDALLION HOME LIVE BETTER ELECTRically AWARD

This Gold Medallion identifies a home where everything's electric, including the heat.

Live Better Electrically

Edison Electric Institute
750 Third Avenue, N.Y., N.Y. 10017

Choose the electric system that fits your needs.

you can fit. (We've never heard anyone complain about too much refrigerator space.)

Also to be considered in space requirements is ventilation. Some require a specified amount of space at the top or sides to operate properly.

Refrigerators may come with right- or left-hand opening doors. Be sure to get the one that works in your kitchen. There are also models with reversible doors (handy if you move).

PRICE

Refrigerator prices range from less than $200 to over $1000. In general, expect to pay: for a side-by-side combination—from around $400 to $700 (or even as high as over $1000 for a highly styled built-in); for a two-door top or bottom freezer combination—from around $150 to $500 (or as high as just over $1000 for a highly styled built-in); for conventional one-door models—from just around $100 to $300. Simple compacts run from under $80 to around $200. Highly styled, furniture-type compacts or combinations run higher—$500 to over $1000.

Price is determined by convenience features, capacity, and styling. Above all, buy quality—a good brand name from a reputable dealer who promises service.

USING YOUR REFRIGERATOR

Before you use your new refrigerator read your instruction book from cover to cover. It will point out all the new features and how to make the most of them. It will tell you how to make sure your refrigerator is properly leveled, where all the important parts are, and how to care for the refrigerator. Remember, manufacturers' warranty terms are dependent upon the owner using and caring for the refrigerator properly.

These are the brand names whose manufacturers have sent us information about their 1968 refrigerators: Acme, Admiral, AMC, Amana, Chambers, Coldspot, Delmonico, Fedders, Fridgette, Frigidaire, Frost Queen, General Electric, Gibson, Hotpoint, Jenn-Air, Kelvinator, King, Manitowoc, Monitor, Norcold, Norge, Penguin, Penncrest, Philco-Ford, Revco, Sub Zero, Tappan, Welbilt, Westinghouse, Whirlpool.



Homemade desserts should taste homemade. But not take forever to make. Eagle Brand's special blend of fresh whole milk and pure cane sugar, the tangy lemony goodness of ReaLemon plus a crust of Kellogg's Corn Flake Crumbs makes this summer dessert hard to beat.

Lemon-Freeze

¾ cup Kellogg's Corn Flake Crumbs
¼ cup butter or margarine, melted
2 tablespoons sugar
2 eggs, separated
1 can (1⅓ cups) Borden's Eagle Brand® Sweetened Condensed Milk
⅓ cup ReaLemon Reconstituted Lemon Juice (Measure accurately.)
3 tablespoons sugar

1. Combine Corn Flake Crumbs, sugar and melted butter in 8-inch pie pan or ice cube tray; mix well. Remove 2 to 4 tablespoons crumb mixture and reserve for topping. Press remaining crumb mixture evenly and firmly around sides and bottom of 8-inch pie pan or in bottom of ice cube tray.

2. Beat egg yolks until very thick and lemon colored; combine with Eagle Brand Condensed Milk. (You must use sweetened condensed milk.) Add ReaLemon Reconstituted Lemon Juice; stir until thickened.

3. Beat egg whites until stiff but not dry. Gradually beat in the 3 tablespoons of sugar. Fold gently into lemon mixture. Pour into crumb-lined pan; sprinkle with reserved crumbs. Place in freezer compartment and freeze until firm.

4. Cut into pie wedges or bars to serve.

Yield: 8 servings. Note: If frozen very hard, set pan on hot, wet towel for a few minutes before cutting.

SHOPPING INFORMATION

Merchandise listed here is available in leading department and specialty stores. If you cannot find it, write to American Home, Reader Service, 641 Lexington Ave., New York, N.Y. 10022, for additional information. Retail stores are listed with their cities. Items not listed may be privately owned or custom made.

ELEGANT PICNIC FOR TWO

Pages 52, 53: Dual-purpose hamper, Xtra Chair, Tropi-Cal. Table appointments, Kaleidoscope, Beverly Hills, Calif.

LOVE MAKES IT AN OCCASION

Page 61, *Breakfast in bed:* Tray, Hammacher Schlemmer, N.Y.C. Napkin, D. Porthault, N.Y.C. **Page 61,** *Brunch:* Salts & peppers, spice, Azuma, N.Y.C. Checked canisters, Scarabaeus, N.Y.C. Sugar & creamer (casseroles), Bonniers, N.Y.C. White chicken, Taylor & Ng, Environmental Ceramics, San Francisco. Red plastic Wet Look mats, H. J. Stotter Inc. Napkins, Opticon, designed by Peter Max for Timely Linens Inc. **Page 62,** *Children's party:* Dot-Fun Bowls, Gazebo, through Lippe-Silvestri, N.Y.C. Plastic domes, glasses, plates, forks, spoons, knives, Plastics Inc., St Paul, Minn. Napkins, tablecloth, of towels, Stevens Utica. Stools, green table, California Sun-Set, Inc., Los Angeles, Calif. Colored ice pops, The Carnation Co., Los Angeles, Calif. Jump ropes, Creative Playthings. Clocktowers and pop-in toy, Ross Havers, N.Y.C. Ties, Azuma. Plastic planters by Laura Cooper for Scarabaeus. **Page 63,** *Buffet for the neighbors:* Tablecloth and napkins, Timely Linens. Coffee pots, tea kettle, casseroles, U.S. Stamping Co., Moundsville, West Va. Kitchen organizers: turntables, stacking units, Rubbermaid. White racks, Seabon, N.Y.C. Serving spoons, Azuma. Beer glasses, Riekes-Crisa. Plastic salad bowl, dome, salad fork and spoon, Hammacher Schlemmer. Pyrex lab bottle, Corning Glassworks. **Page 64,** *Dinner for your parents:* Tablecloth, of Belgian linen, Fallani & Cohn. Salts and peppers, Gorham. **Page 65,** *Midnight supper:* Napkin of Belgian linen, Braidwater Linens.

Health Insurance

(continued from page 44)

annually only if the company wants to renew; the premium rate may be changed upon renewal. A *guaranteed* renewable policy may be renewed at your option and any change of premium must apply to all policies in your classification. *Noncancelable* policies are guaranteed renewable with no change of premium costs.

Certain accidents and illnesses may not be covered by your policy. These are called *exclusions* and are usually listed in the policy itself. Be sure you understand what they are and whether they apply to your family.

THE RIGHT COMBINATION

Once you have read and understood your present policy, you are ready to shop for additional coverage if you need it. If you do, remember these points.

The first benefits paid by a policy, the so-called early money, is expensive money. If you have small children to whom anything could happen, you may need the expensive early-money benefits. If, however, your children are grown and as a couple you are facing middle age, perhaps another kind of policy would suit you better—one with the first money deductible and/or paid by a different plan. Major medical issues such a policy designed especially for serious accidents or prolonged illnesses.

Perhaps a disability income insurance policy is right for you. This is designed to help replace income lost because of long illness or disability as the result of an accident. Be sure to read this one carefully. Every insurance company has a different definition of disability, and perhaps varying waiting periods before benefits begin. There are also exclusions and limitations written into each policy that must be considered.

There are other things to consider too before you invest in additional health insurance. For instance, you may qualify for Workman's Compensation, which pays benefits for illness or accident. And Social Security pays benefits for total or permanent disability—find out how much before you invest in any other disability policy. Your own life insurance policy may have liability and disability provisions. There are many states today that offer similar benefits to which you are entitled because you are contributing to them as you work.

PLAN A PROGRAM

Understanding each policy—the benefits, the advantages, the limitations, and the exclusions—is the best way to plan an intelligent program. And remember these basic principles:

Review your present policy and all other sources of income and compensation before you decide.

Shop for the best buy. Investigate all kinds of policies available. Ask questions. Compare one against the other.

Make certain that the company you choose is duly licensed in your state.

Comprehensive policies give you a lot for your money so investigate them. Once restricted to group coverage, they are now available to individuals as well.

Mary Feeley has her own Family Financial Planning Service in New York City and is author of Associated Press's syndicated column, "Live Within Your Income."

Discover wide open living in the great indoors.

Stretch out! Relax! Treat yourself to a great style of living in a special kind of home . . . a Western Wood "Open Plan" home. What's "Open Plan"? It's a unique type of home design that features soaring beam ceilings, exposed plank and beam construction throughout, rooms that seem larger (but actually require less care) and a bold, personal beauty that lends itself to any decorator motif from rustic farmhouse to ultra-contemporary.

Picture yourself living a little bigger . . . more room to move, think, entertain or just romp with the family. It's a way of life as great as all indoors.

If it sounds interesting, you'll be fascinated by Western Wood's newest full color idea booklet "Wide Open Living in the Great Indoors." For your copy, send just 10¢ and the coupon.

Western Wood does it beautifully.

Western Wood Products Association
Dept. AH-768, Leon Bldg., Portland, Oregon 97204
Please send me your new idea book "Wide Open Living in the Great Indoors." Enclosed is 10¢.

Name
Address
City
State Zip

Western Woods include knotty and clear grades of Douglas Fir, Ponderosa Pine, Western Red Cedar, Incense Cedar, Western Hemlock, White Fir, Engelmann Spruce, Western Larch, Lodgepole Pine, Idaho White Pine, and Sugar Pine.
One of a series presented by members of the Forest Products Promotion Council.

DECORATING CLINIC

Question: *We are redecorating a 15x15-foot family room that is paneled in pecan. Carpet and sofa bed are olive green and a recliner rocker is covered in gold leather.*

Since the ceiling is 9 feet high, I would like to paper it with a small apricot-and-gold Provincial print and use matching curtains Will the room be too dark?

Answer: Papering the ceiling would be a serious mistake. A ceiling height of 9 feet in a room this size is in proportion and we see no reason to lower it.

The small apricot-and-gold print sounds fine and doesn't have to be confined to the windows. Why not bring it into your room —perhaps in pillows or on a bench or small chair?

Question: *The only words to describe our dining room are small and uninspired. The furniture: an oval table and six chairs, Early Salvation Army style, now painted pale green. The carpet is the same color, walls are white.*

Because of the room's shape, we keep the table off-center, and I'm not sure whether an area rug or wall-to-wall carpeting would be better. We can afford to replace the rug and change the window treatment but need some good ideas.

Answer: Not every room needs a rug and this one sounds as though it would have more character without one. Stain the floors a very dark, rich brown, paint the furniture deep blue.

Use double-hung louvered shutters, painted white, or simple sheer white curtains (washable) with a shirred heading at the windows.

A bright painting, a few small indoor plants in white wicker containers clustered in a corner are all you need to have a sparkling room.

Question: *Would colored venetian blinds (dark brown or green) be appropriate in an Early American living room instead of shades or shutters? They would be used with solid color tieback draperies hung from wooden poles and trimmed with braid.*

Answer: Venetian blinds would be quite authentic with your furniture. Surprisingly enough they are not a modern invention and were used extensively in Early Colonial houses. In fact Williamsburg, Virginia, had its own venetian-blind maker and today venetian blinds are shown in most of the restored buildings there. These blinds are made of wood, painted or stained to match the woodwork. Tapes are either solid or patterned.

Question: *I had my heart set on a pink color scheme for my new kitchen and even had pink counter tops installed. However, my mother-in-law made us perfectly beautiful curtains with red flowers and green leaves on a white background. Must I now have an all-white kitchen?*

Answer: You can still have a pink color scheme if the red flower has enough pink in it to blend and not fight the color of the counter tops.

We think the room would look pretty and fresh if you papered it in a bright green-and-white plaid. Wallpaper should be plastic coated for easy maintenance. Or investigate the many good-looking vinyl wall coverings available.

Use deep pink accessories: place mats, towels, pot holders, canisters.

Question: *An archway connects our living room and foyer. Since the foyer is wallpapered and the living room is painted white, should I run the wallpaper through the arched area or stop it on the foyer side?*

Answer: Don't attempt to run the wallpaper through the archway. For the best look, paint the inside of the arch white to match the living room.

Question: *We recently moved from a country house to a small city apartment and my blue-and-white Louis XV furniture looks very out of place. What can I do to create the right setting for these pieces?*

Answer: Why not wallpaper? If your furniture is formal, a blue silk paper would create an elegant background. Or choose from a variety of wallpaper borders to simulate a paneled room.

If a more rustic look is desired, select a blue-and-white Provincial print, perhaps with a touch of mustard.

Question: *Our living room has one large picture window and three single windows. I'd like to use draperies at the large window and Austrian blinds with swags in a contrasting color for the others. Must they all match?*

Answer: Your room sounds too broken-up for this kind of treatment. Instead of drawing attention to mismatched windows, minimize them. Use simple draw draperies for the one large window, and tailored Roman shades instead of Austrian blinds for the others. Preferably the same fabric should be used for all, in the same color as your walls.

Question: *Our dining table looks lovely when it is set for company with fresh flowers and candles but what do I keep on it between meals? Many of my friends have arrangements of plastic fruit or artificial flowers but that's not my taste.*

Answer: As we've said many, many times, the next best thing to real flowers are real plants—the kind that grow year round and require a minimum of care. Especially good are ferns (the fluffy ruffle type is great looking), grape ivy, and piggybacks. Group four or five together in a low, shallow basket fitted with a tin liner.

Always attractive are an odd number of candlesticks, some matching, some not, in an informal cluster.

If color and/or texture is what you are seeking, an arrangement of silk flowers in a low silver bowl, dried flowers, or fresh fruit would all be preferable to a plastic arrangement.

Other ideas: shafts of wheat massed in a glass cylinder, a round smoky tinted glass bowl heaped with clear glass balls.

Letters submitted to Decorating Clinic will be selected for an answer on the basis of their general interest. We are sorry that we are unable to answer all letters received

Protein is the plus in steak. Polyunsaturates are the plus in Mazola.

Eat steak and you get more than just good taste. You get the "plus" of protein.

Use Mazola Corn Oil and Mazola Margarine and you get more than good taste. You get the "plus" of polyunsaturates.

Mazola 100% Corn Oil does more than make light, crispy fried foods and tangy salad dressings. Mazola Margarine, whose major ingredient is liquid Mazola Corn Oil, does more than make toast, vegetables or lobster taste better.

Mazola, used in place of the more saturated fats, is a simply delicious way to help balance the fats in your diet with polyunsaturates.

Mazola makes good eating good sense!

If you can buy a
$299.88 refrigerator
that's better
than this one,
don't buy this one.
This one has a 15.1 cu. ft. capacity,
a completely automatic icemaker,
fully adjustable shelves
and true No-Frost.
Whirlpool
CORPORATION
Price optional with dealer. Model EST15PM.

perspiration

An antiperspirant that really works! Solves underarm problems for many who had despaired of effective help. **Mitchum Anti-Perspirant** keeps underarms absolutely dry for thousands of grateful users with complete gentleness to normal skin and clothing. This new type of formula from a trustworthy 55-year-old laboratory is guaranteed to satisfy or your drug or toiletry dealer will refund purchase price. So get the positive protection of **Mitchum Anti-Perspirant.** Liquid or cream. $3.00, 90-day supply.

for carefree floors
THAT NEED NO WAXING

ORIGINAL **Fabulon** Good Housekeeping GUARANTEES

FAST-DRY FLOOR FINISH

- for sanded wood floors, old or new
- applies easily, brush or roller
- dries in minutes; lasts for years without waxing or scrubbing

Look for this emblem at paint, hardware and bldg. supply stores. Ask for free wood-finishing manuals.

MEMBER FABULON WOOD FINISHES COUNCIL · EXPERT ADVICE ON NATURAL WOOD FINISHES · Fabulon

PIERCE & STEVENS CHEMICAL CORP.
BOX 1092 • BUFFALO, N. Y. 14240
...a Pratt & Lambert company

Solves Repair Problems

Durham's fills cracks and holes in plaster, wood and tile. Won't shrink or fall out. Economical, easy to use. Big 4-lb. can, only $1.60 at lumber, paint and hardware dealers, or shipped direct postpaid in U. S. for $2.00. Money-back guarantee. Order now. Donald Durham Co., Box 804-A, Des Moines, Iowa 50304.

LAUNDRY DRAINS RUNNING SLOW?

CALL YOUR LOCAL
ROTO®-ROOTER
SEWER SERVICE

And away go troubles down the drain

EXTRA INCOME FOR YOU!

Write to the address below and we'll send you details about a money-making offer. No obligation.

MOORE-COTTRELL SUBSCRIPTION AGENCIES, INC.
DEPT. 706
NORTH COHOCTON, NEW YORK 14868

DRESS UP THAT OLD DOOR

The ubiquitous flush door—once considered very smart and contemporary—now seems a little dated. But if your house has one, you don't have to replace it in order to dress it up. Here, we show how two such doors were updated by the imaginative application of wood molding strips. In one case, the door retains its original contemporary feeling, while the second seems more classic in design. The logical time to do this face-lifting is just before the door, or the whole house, is repainted. Otherwise, of course, the new moldings will call attention to the faded paint surrounding them.



Besides merely dressing up the door, eight vertical strips of molding make this door more consistent with the vertically slatted privacy screen to its left. In addition, they create eye-catching shadow lines that make the door stand out visually from the plain walls. Strips are applied with brads and waterproof glue.



Here the moldings were mitered, then fastened to the door in picture-frame pattern that gives an effect similar to that of traditional panel doors. Each molding actually consists of two narrow moldings glued together before mitering. This trick is often used to vary stock patterns and sizes, or when a wide, intricate molding is required.



Information: Western Wood Moulding Producers

This year, Lose with Sucaryl®

BRAND

And get lost for a month anywhere in the world.

Name your destination: Acapulco... Rio de Janeiro... Tahiti... Tokyo. If you're the Grand Loser, you'll get lost anywhere you choose, expenses paid for two, plus $5,000 spending money. Or, cash equivalent of $12,500.

There are 10,126 wonderful prizes in the "Lose with Sucaryl" Sweepstakes. No purchase necessary to win. Just read the easy details on your attached entry card.

And remember. Even if you don't claim a prize, you're still ahead by taking the attached coupon to your store. It's worth 7¢ on America's favorite no-calorie sweetener.

Now... Lose with Sucaryl and you may win a sweepstakes!

25 2nd Prize Losers:

Get lost anywhere in the U.S. (incl. Hawaii and Alaska) for 2 weeks—expenses paid for two. Or $1,500 cash.

100 3rd Prize Losers:

Get lost anywhere in the continental U.S. for one week, expenses paid for two.

10,000 4th Prize Losers:

Weigh in on a Detecto bathroom scale. Durably built, handsomely designed.



Your Mortgage

(continued from page 39)

almost anywhere in the country except in about a dozen states in the East and Southwest that have low-interest ceilings.

Although negotiations are made through a lumber dealer or builder, the principal lender on piggybacks is a leading life insurance company, one of the largest sources of home mortgage loans in the nation.

WHERE TO GO

A real estate agent, housing developer, or mortgage broker may be your first contact, but inevitably one of four types of financial institutions will (hopefully) honor you with a mortgage. The savings and loan associations are strongest in conventional mortgages, mutual savings banks in FHAs and VAs. At a commercial bank your odds are improved if you've kept a sizable checking account and are a good customer.

Life insurance companies, operating through a mortgage loan correspondent system, buy mortgages usually from some out-of-state banks, mortgage companies, or real estate brokers. The maximum loan through them today is roughly three fourths of appraised value for a limit of 25 or 30 years.

TAKING OVER A MORTGAGE

Of course if you buy a house that's several years old, you can normally assume the old mortgage. Except for a small charge for modifying the contract, you save legal and title fees, other costs. You are nevertheless subject to a credit check.

An important advantage is that you'll have a mortgage at an interest rate undoubtedly lower than what you'd have to pay in the present market. And no points. With a relatively low mortgage, if you need more cash for the down payment you can apply to a commercial bank for a personal loan at prevailing interest rates.

It's likely, too, that the old mortgage will contain provisions you could not secure today.

WHAT TO ASK FOR

Bargaining for a mortgage loan, the smart home owner tries to include in writing as many advantageous clauses as he can.

With a flexible *open-end* provision, after several years he can reopen, renew, and even increase his mortgage up to the original amount. Let's say you've paid off $3000 on a $20,000 mortgage after five years. Now you need cash for your son's college tuition or to expand an attic. At your request, the $3000 is returned to you and the mortgage is set back to $20,000 and its original 20 years. But the open ends, nowadays, are far less prevalent on new mortgages than they used to be.

If you have a windfall and want to pay off your mortgage faster to save interest and own your house sooner, a *prepayment* provision is a plus. VA mortgages carry full prepayment privileges without any penalty. FHA may charge one percent if the total extra payments in any year are over 15 percent of the original loan; after 10 years, no penalty. On conventional loans, after the first year most banks allow a maximum of 20 percent prepayments in a year but charge three months' interest.

Few banks, if any, will let you arrange for a *construction loan* to be attached to a mortgage. Instead, they may lend you money on a collateral basis for a separate modernization loan.

With a *packaging* clause, you add such appliances as a washing machine or dryer to the appraised value and therefore to the mortgage. While VA and FHA allow it, most banks don't and many state laws bar packaging clauses.

WHAT'S AHEAD?

For the rest of this year the crystal ball in the mortgage world is murky. Monthly surveys have pointed to a further rise in interest rates. If the federal government takes adequate fiscal action, including an income tax boost and spending cuts, bank economists believe there's a good chance for a leveling off—but don't expect a drop in interest rates. If the Vietnam war ends—and only if and when government fiscal action is taken—home-loan interest rates may go down in a year or two.

"Less money will be available this year for single-family homes," predicts the mortgage officer of a major bank. "Our policy will be based on selectivity. We will not take chances. However, the pent-up demand for homes continues strong. Apparently people do not object to higher interest rates and rising prices of homes."

ADVICE FROM EXPERTS

In the face of the obstacles inherent in a tight-money economy, should you postpone buying a home? Not at all, say most mortgage authorities. Many builders are finding it hard to sell houses so it's as good a time as any to dicker and buy. Also, the cost of land and houses has been soaring at the rate of about 10 percent a year. According to the National Association of Home Builders, in the last two years the cost of an average new home has risen $2500. A mortgage can be had if you're able to pay the price. For the best possible transaction, the experts suggest:

- Shop around. First try your own savings bank or your life insurance company. Local real estate agents and FHA or VA offices may know which lenders in your area are currently most active.
- Don't accept the first offer, but compare terms—particularly the relationship of points and interest.
- Don't be fooled by a low interest rate with high points. A point roughly equals 0.15 percent in interest, so a 6 percent loan plus 10 points would give an effective interest of 7.5 percent.
- As you probably know, the most economical mortgage is one in which you combine a large down payment with a small loan at the lowest interest rate for not too long a term.
- Ask for an estimated list of closing costs in advance. Sometimes you can persuade the seller to absorb some of the fees or even some of the points.
- Don't choose a house beyond means. The price should be no more than two-and-a-half times your annual income and payments no more than a week's take-home pay.
- It's usually a good investment to retain a knowledgeable lawyer. Remember that a mortgage will probably be one of the biggest financial moves you'll ever make.

SEPTIC TANK–CESSPOOL OWNERS...

Before Trouble Starts-use RID-X®

IT CAN SAVE YOU HUNDREDS OF DOLLARS!

Whether your home is old or new, you can have a costly, messy back-up in your septic tank or cesspool. So before trouble starts, use RID-X...it works to prevent messy back-ups and foul odors... acts to keep your sewage system working smoothly and trouble-free. Yes, RID-X can save you HUNDREDS of dollars on digging, pumping, landscaping!

EASY TO USE! SAFE! Just pour RID-X in toilet bowl and flush. That's all. RID-X can't harm porcelain, metal pipes, fittings. *Before trouble starts*, use RID-X...it can save you hundreds of dollars!

ANOTHER FAMOUS PRODUCT OF THE d-CON COMPANY, INC.

New!

ILLUSTRATED BOOKLET!

16 Fact-Filled Pages on Care and Maintenance of Septic Tanks and Cesspools. Send 10¢ for postage, handling to:

RID-X, P. O. BOX 186
WHITE PLAINS, N.Y.

You ought to
turn to charcoal.

You ought to
turn to Lark.



In box 2021, there's a reason why no one else can do what Lark does.

We think it's pretty important. So we keep it in our safe deposit box at First National City Bank.

It's U.S. Patent No. 3,251,365. And it's why Lark is unique.

In several thousand well-chosen words, the patent describes the world's only 3-piece filter containing activated charcoal granules and how this filter works.

It tells about Lark's tiny chunks of charcoal with their fantastic filtering area... about how they remove substances other filters do not remove...about how this gives Lark a taste of its own.

If you want to know why Lark considers it worthwhile spending twice the cost of ordinary filters on its filter, write to us.* We'll send you a copy of the patent. It's pretty heavy reading. But you wouldn't expect us to make light of it would you? After all, more than a million people like what Lark does.

*Liggett & Myers, Box 21, 90 Church St., N.Y., N.Y. 10008

LEARNING TO COOK

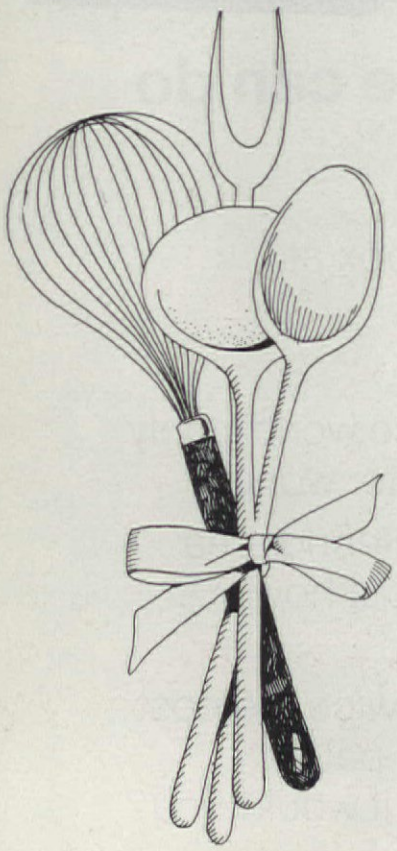

Eclairs are one of the most glamorous and impressive desserts and, as such, are the perfect end to a special-occasion meal. They may not look it, but they are really very easy to make. Once the dough is prepared, baked, and cooled it's ready for a variety of fillings. When filled with ice cream (everyone's favorite), eclairs can be kept in the freezer. They're great for times when you have last-minute company and you want to serve an extra-special dessert.

FROZEN ECLAIRS

1 cup sifted all-purpose flour
1 cup water
½ cup butter or margarine
⅛ teaspoon salt
4 eggs
1½ quarts ice cream (your favorite flavor)
Fudge or Butterscotch Sauce

1. Sift and measure flour. Set aside.
2. Put water, butter or margarine, and salt in medium-size saucepan.
3. Place over high heat. Bring to boiling, stirring occasionally. Butter or margarine will be melted.

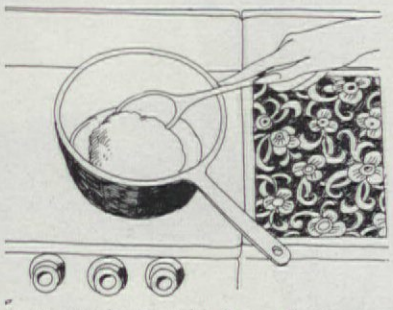

4. Lower heat. Add flour all at once. Stir rapidly with a wooden spoon until mixture forms a ball and follows the spoon around the pan.
5. Remove from heat. Cool mixture slightly.



6. Beat in 1 egg. Beat well until the mixture is smooth and the egg is blended in completely.
7. Repeat with each of the other 3 eggs. Add them one at a time and beat until each one is blended in completely before adding the next one. The mixture will look slippery and separated, but continue beating—it will become smooth.
8. Heat oven to 400° F. Eclairs depend on steam to make them puff and must go into a hot oven to puff immediately—so the oven must be preheated.
9. Put eclair mixture in a pastry bag without a metal tip.
10. Press mixture through pastry bag onto ungreased cookie sheets, into

strips 4 inches long and 1 inch wide. Leave about 3 inches between strips. They will puff four to five times their original size, so space them far apart on the cookie sheet.

If you don't have a pastry bag, shape eclairs this way:

Drop a rounded spoonful of eclair

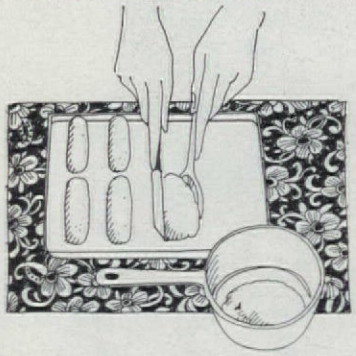

mixture onto ungreased cookie sheets. Use a small spatula or a rubber one to help push mixture off spoon. Work carefully with a small spatula and spread the mound into a strip 4 inches long and 1 inch wide. Round the sides and pile the dough on the top. Repeat with remaining dough, leaving 3 inches between each strip.
11. Bake eclairs 40 to 50 minutes or until they are puffed and golden brown. There should be no bubbles of moisture on the top.
12. Remove from oven. Transfer eclairs to wire racks with broad spatula. Cool completely.

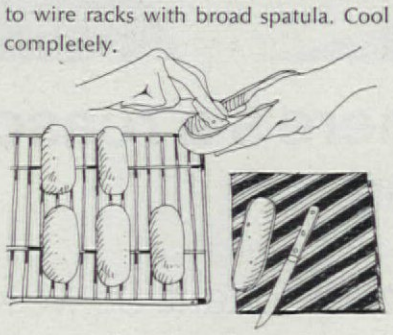

13. Carefully cut tops from eclairs with sharp knife. Remove any pieces of soft dough. Just pull them out gently with your fingers.
14. Spoon ice cream into bottoms of eclairs, filling them generously. Re-

place tops. Place on trays or cookie sheets. Freeze. Makes 12 eclairs.
15. When you are going to serve eclairs, take them from the freezer and let them stand in the refrigerator 20 to 30 minutes. Serve with Fudge Sauce or Butterscotch Sauce, whichever complements the flavor of your ice cream.

FUDGE SAUCE

4 squares unsweetened chocolate
1 cup milk
2 cups sugar
¼ teaspoon salt
¼ cup light corn syrup
2 tablespoons butter or margarine
1 teaspoon vanilla

1. Put chocolate and milk in medium-size saucepan. Place over medium heat. Heat, stirring constantly, until the chocolate is melted and the mixture is smooth.

2. Add sugar, salt, and corn syrup. Mix well.
3. Cook over medium heat, stirring constantly, 5 minutes.
4. Remove from heat.
5. Stir in butter or margarine and vanilla. Let cool slightly. Serve warm over eclairs.

BUTTERSCOTCH SAUCE

1 cup brown sugar, firmly packed
¼ cup light cream
2 tablespoons light corn syrup
2 tablespoons butter or margarine



1. Combine brown sugar, cream, corn syrup, and butter or margarine in small saucepan. Mix well.
2. Place over medium heat. Bring to boiling, stirring occasionally.
3. Cook, stirring constantly, 3 to 4 minutes or until thickened.
4. Remove from heat. Cool slightly. Serve warm over eclairs.

EASY BREEZY ICE CREAM TREATS
a message from dairy farmer members of
american dairy association
Inviting
More spoons dip into ice cream than any other dessert. It's America's favorite summer dessert.
Creamy
Ice cream's rich flavor comes from its wholesome beginning—milk and real cream. That's why nothing tastes as good as real ice cream.
Exciting
Ice cream comes in so many flavors, you could try a different one every day. (Pleasant thought!)
Cooling
Summer wouldn't be summer without ice cream . . . with its cool, tingling, tantalizingly terrific taste.
Refreshing
Ice cream is tops in a cone, on homemade pie, in a fabulous sundae, or in Milk a la mode (made with nature's vitality drink). Enjoy!
Elegant
Ice cream can be the simplest dessert . . . or the most elegant (like the stately Baked Alaska).
Appetizing
Breeze through summer with ice cream. It's the everyday dessert with the "special occasion" taste.
mmm!
This is the start of something great . . . look for many more new ice cream serving ideas on the following pages.

DEVIL'S DUE CAKE

1 package Pillsbury Red Devil's Food Batter Cake Mix
1/2 cup water
3 eggs
1 pint Chocolate Ice Cream, softened

Blend all ingredients; then beat at medium speed for 2 minutes. Turn into Bundt pan or 10-inch tube pan which has been generously greased and lightly floured on bottom and sides. Bake at 350° for 35 to 45 minutes, or until top springs back when touched lightly in center. Cool slightly before removing from pan; cool completely. Fill center of cake with scoops of chocolate ice cream. Drizzle dessert with Marshmallow Sauce.

Marshmallow Sauce

1 package Pillsbury Fluffy White Frosting Mix
1/2 cup water
1/2 cup miniature marshmallows

Combine all ingredients and heat to boiling. Beat in a small mixer bowl at high speed until desired consistency, 3 to 4 minutes.

A devilish cake idea!

Beat ice cream right in with your Red Devil's Food batter; bake it in your cake to enrich every tender morsel. But don't try it with anything but Pillsbury Batter Cake Mix. Batter Cake Mix is different . . . made to hold ingredients you never dreamed of adding to a cake mix before (and ice cream is just one of them). It's Batter Magic™—the great new taste in recipe cakes from Pillsbury.

More Batter Magic recipes on all Pillsbury Batter Cake Mix packages.

For high-altitude recipe directions, write to The Pillsbury Company, Box 916, Minneapolis, Minn. 55460

Ice cream makes the batter

HEAVENLY PIE

1 package Pillsbury Fluffy White Frosting Mix
1/2 cup Pillsbury's Best All Purpose Flour
1/2 cup chopped pecans
1 package (6 oz.) semi-sweet chocolate pieces
1 quart Chocolate Ice Cream

OVEN 350°

9-INCH PIE

Prepare Frosting Mix as directed on package. Fold flour, pecans and chocolate pieces into Frosting until flour is thoroughly blended. Turn into 9-inch pie pan which has been generously greased and lightly floured on bottom and sides. Spread frosting mixture over bottom and sides of pan to form a crust. Bake at 350° for 30-35 minutes or until lightly browned. Cool completely. Fill baked, cooled crust with petals of ice cream.

A heavenly frosting idea!

If frosting is just something you put on top of a cake . . . you're overlooking most of frosting's talents. In this recipe, for example, Fluffy White Frosting makes a toasty bed for ice cream. Or you can use other Pillsbury Frosting Mixes to make cookies, candies, pie fillings . . . fancy up *all kinds* of desserts!

Look for versatile recipes on all Pillsbury Frosting Mix packages.

Frosting makes the crust

EASY BREEZY ICE CREAM TREATS

american dairy association

EASY BREEZY ICE CREAM TREATS

american dairy association

Serve Pop-Tarts pastries hot or cold

FOR DESSERT OR AN INSTANT TREAT

Kellogg's

POP-TARTS À LA MODE

POP-TARTS CROWN ROYAL SUNDAE

POP-TARTS RAINBOW ICE CREAM SANDWICH

MIX AND MATCH WITH YOUR FAVORITE ICE CREAM FLAVORS

Discover the surprise dessert of Summer, '68—Kellogg's® Pop-Tarts® and ice cream. By mixing and matching flavors, you'll have almost endless variety. And oh, yes, keep Pop-Tarts à la mode in mind for those mid-afternoon or pre-bedtime summer snacks. In a word, delicious!

EASY BREEZY ICE CREAM TREATS

american dairy association

8 great ways to

Nothing says

treat your family

Kraft Toppings make spectacular ice cream sundaes!

Suddenly ice cream is more exciting, prettier—better tasting, too. Just take your family's favorite ice cream flavors, spoon on delicious Kraft Toppings and enjoy!

Kraft puts lots of good, rich ingredients into these toppings. Going to the store today? Pick up several and let yourself go. Create sensational sundaes tonight!

quality quite like KRAFT

Choc-lickety refr

Super simple to make with ice cream

Ice cream and chocolate Nestlé's Quik—tastes good and it's good for 'em. Energy-packed refreshment that winds 'em up when they're running down. Never was a kid who didn't like ice cream and Quik Chocolate Flavor.

Ice Cream Float with Nestlé's *Quik*

The quickest and easiest way to enjoy Quik and ice cream. Fill the glass with milk; stir in 3 heaping teaspoons of Nestlé's Quik, and float a scoop of ice cream right on top. Any flavor does it, but you might want to try peppermint first. We did, and the vote was unanimous—a winner.

Ice-Creamy Nog with Nestlé's *Quik*

How about an egg in your Quik? Make your own summery wassail bowl this way: Beat an egg till thick and lemon-colored. Blend in ½ cup softened vanilla ice cream, 2 tablesps. sugar. Gradually beat in 1¼ cups milk, ⅓ cup Nestlé's Quik, ⅛ teasp. orange extract.

Betty Crocker
PIE CRUST STICKS
4 sticks-each makes a 9" crust
Betty Crocker
Pie Crust Mix
Makes 2 flaky 9" crusts
10% MORE SHORTENING than any mix
RAISINS
EASY BREEZY ICE CREAM TREATS
american dairy association

Peanut Butter Patties
Chocolate Chip
Fig Bars
Vanilla Wafers
EASY BREEZY ICE CREAM TREATS
american dairy association

Sugar Wafers
Mint Hydrox
(The cool new one.)
Vienna Fingers
Orbit
Cool it with Sunshine
Taste the taste the Sunshine Bakers bake
Sunshine
HYDROX
COOKIES
Sunshine
VIENNA
FINGERS
Sunshine
ORBIT
Lady Joan
Hydrox

WHERE THERE'S SMOKE THERE'S A BARBECUE



Think of the wide-open Texas sky. Think of chuck wagons and ten-gallon hats. Think of brisket and spareribs cooked ever so slowly with smoke. Think of chuck-wagon beans and country potato salad and ranch biscuits. Think of fried apple pies and cowpoke coffee. Think of all these things and you have the fixings of a real Southwest barbecue. To find out what an honest-to-goodness barbecue was all about we went to Fort Worth where barbecues are famous. We asked the renowned Walter Jetton Barbecuers to put on a feed for a crowd and we're back to tell you our barbecue was the most jean-splitting, finger-licking spread we ever tucked away. But you don't have to shoot off to the rugged plains to have a barbecue. You can do it up in your own kitchen and backyard. Recipes and how-tos for a barbecue cooked indoors or out, for 12, begin on page 104. For more about western barbecue, turn opposite page.

BARBECUED BEEF BRISKET — BARBECUED RIBS
BARBECUE SAUCE
KETTLE CORN — CHUCK-WAGON BEANS
SPANISH COLESLAW — COUNTRY POTATO SALAD
RANCH BISCUITS
DILL PICKLES, GREEN ONIONS, PIMIENTOS
FRIED APPLE PIES — COWPOKE COFFEE

Photographer: Harry Hartman

preparing the chow southwest style

Our barbecue chef, Martin Jetton (below right), learned the ways of the barbecue from his father, Walter, who was nationally known for his barbecue skills. Marty taught us all about barbecueing, from the building of the pits to the serving of the food.

The pits (right): To build a professional pit use four pieces of sheet metal to form a pit measuring 20 inches wide by 24 inches long by 24 inches high. (You can make a smaller one by varying the width and length, but be sure to keep the 24-inch height.) Attach them at corners with hooks or pieces of wire. Use ⅛-inch expanded metal for a good sturdy grid. Count on 25 pounds of charcoal for a pit this size, and a log or wood chips for smoke. Good idea: a propane torch to start the fire.

The biscuits (two photos at right): Biscuits in the coals were Marty's first project. He mixed them on the spot and baked the biscuits in a greased cast-iron Dutch oven, using aluminum foil to cover and seal the edges. Hot coals were placed on the foil, then the Dutch oven was lowered into the pit, and set on the glowing coals. The biscuits were left there for three minutes, quickly removed (with asbestos gloves!). Grid was placed over the pit and biscuits finished baking on top. (Great as they were, we suggest baking your biscuits in the oven and bringing them to the barbecue for warming.)

The beef ribs (two photos below): Once the grid was in place, we were ready for the ribs. Joe Dial, Marty's assistant, deftly seasoned them and layered them on the grill. (Important tips: keep meat the prescribed height over the coals at a cooking temperature of about 200° to 250° if you have a grill thermometer. Be sure meat covers the entire surface of the grid so that smoke is not allowed to escape, or use foil or utensils to cover any open areas.) Once the ribs were started, things quickly took shape. Water was heated in a huge kettle for the corn; preroasted brisket was placed on the grill for heating and smoking.

The pies (top right): Fried pies sizzled in hot oil till a crisp, yummy brown.

(continued)



3 piece "Bummin' Bag"- buck and a half!

Tote bag. Unzips, turns into apron.

Pouch. Perfect for silverware, soiled or not.

Happy-checked tablecloth. Full-size: 75" x 36"

Going bummin'? Don't go without your "Bummin' Bag". Carries a big share of the fixin's—with room for matching silverware pouch and tablecloth. Get this trio, made of strong, washable vinyl, for $1.50—and the plastic top from any Ac'cent package.

Bring Ac'cent along, too. Wakes up the hidden flavors in anything you cook outdoors.

Send the coupon. We'll leave you holding the bag.

RECIPE SUGGESTION: Barbecue Chicken—Bummin' Style! Here's a lazy-daisy way to barbecue chicken. Combine ½ lb. butter; 1 cup water; 1 pt. vinegar; 1 tsp. salt; ¼ tsp. pepper; ½ tsp. (each) oregano and garlic salt. Heat. Take 3 or 4 juicy fryers, halve 'em, add Ac'cent, and place on grill, skin side up. Turn and baste every 10 minutes (or when you feel like getting up) and cook for about 1 hour and 30 minutes. Use all the basting liquid. Serve with new Village Inn Chicken Flavored Rice or Long Grain & Wild Rice blend.

For "Bummin' Bag", send $1.50 and the plastic top from any Ac'cent package (or *two* box tops from Ac'cent Village Inn rice) to: AC'CENT, BOX 9510, ST. PAUL, MINN. 55177

Name_____

Address_____

City_____ State_____ Zip_____

Offer expires September 30, 1968. Please allow three to four weeks for delivery. Offer good only in U.S.A. Void if taxed, restricted or prohibited by law. Ac'cent assumes responsibility for delivery of "Bummin' Bag."

Try new Village Inn rice—
the great rice with a wild streak of flavor!



the eating is great

This was the final proof of our great barbecue . . . the chow line with outstretched plates ready to be heaped with the best-tasting barbecued foods you'd ever hope to eat: First, the barbecued beef brisket and spareribs, made peppery hot with all kinds of dry seasonings, then slowly cooked and smoked. They were crispy and crunchy on the outside—but at the same time, juicy and tender. (One bite and the memory will linger, we assure you.) Then on to the spicy beans (almost like chili) and tender, hot, fresh-baked biscuits. Still room for the other goodies—potato salad and coleslaw, nibbles such as green onions and dill pickles. An extra cup came in handy for the corn, a buttery-soft treat not to be missed. And the perfect ending: those great, hot, sweet, fried apple pies. Once everybody was comfortably settled around their bale of hay (used for tables) you could hardly hear a word. No wonder—who talks when food is so satisfyingly delicious? Try your own version of this great outdoor feast. For backyard and oven variations of the barbecue and recipes turn to page 104.

Swift

makes
everything
better,
including
appetites.

Swift's Premium Franks bring out the creativity in people. Plain or fancy, these plumper, juicier franks get even plumper when you heat them. Naturally, they are all meat and rich in complete meat proteins... lightly seasoned and made fresh daily. If you're not buying Swift's Premium Franks, all you're getting are hot dogs. Our franks are another delicious example of the best of its kind, the best Swift can produce. And you know there's always something extra in a product that wears the big red Swift or Swift's Premium oval.

Swift's Premium

Barbecue

(continued)

BACKYARD BARBECUE

The secret of a great barbecue, as we learned in Texas (see page 98), is long, slow cooking, smoke, and seasonings! Armed with these secrets and scads of recipes, we came back to our Test Kitchens to find out how you could have a barbecue at home, in your backyard or wherever.

In addition to the pit method, there are two other ways you can prepare a barbecue: 1) **The oven method.** You can prepare the ribs and beef from start to finish in your oven to serve indoors or out—the tang of the smoke will be missing but we guarantee it will be delicious. 2) **The combination oven-outdoor method.** This is the method we heartily recommend for weekend barbecuers. You slow-cook the ribs and beef in your oven, take them to your outdoor grill for smoking and warming. (Even the experts prefer this combination method for the beef brisket because cooking time is so long.)

USING YOUR BACKYARD BARBECUE EQUIPMENT

The barbecue grills that come nearest to approximating the slow, even heat of the pit are the smoker-type or covered barbecue grills with deep fireboxes. These have a top cover that can be closed for oven-type cooking. With this kind of grill, your meats might be completely cooked outdoors, following the grill manufacturer's directions for cooking—or they can be combination oven-cooked and grill smoked.

The more common backyard grill, the simple brazier, usually has a very shallow firebox—the coals are too close to the meat to slow-cook it completely over your grill. For this grill use the combination method. (Instructions with barbecue recipes.)

THE FIRE AND SMOKE

You should have enough charcoal so that the bottom of the grill (or pit) will be completely covered when the coals are spread out in a single layer. If more charcoal is needed as cooking progresses, it can be added then.

An electric fire starter or a small propane torch makes a fast and efficient fire starter (be sure coals are in a mound when you're igniting them). Once the coals are hot, use a rake to spread them in a single layer; then sprinkle the coals with non-resinous wood chips.

OUTDOOR COOKING ACCESSORIES

We suggest: long-handled, two-tined fork or tongs for turning the meat and a new dishmop for basting. For serving, a good sharp carving knife and cutting board for the beef (slice it on the bias) and another knife (or scissors) to cut the ribs.

Have plenty of large kettles or skillets, ladles and serving spoons, tin or aluminum foil pie plates, mugs and towel-wrapped tableware.

BARBECUED RIBS

⅓ cup salt
⅓ cup sugar
2½ tablespoons black pepper
2 tablespoons monosodium glutamate
1 tablespoon paprika
1½ teaspoons bottled dry lemon peel
¼ teaspoon ground thyme
6 pounds lean spareribs
Mop Sauce
Barbecue Sauce

To cook in the oven: Heat oven to 275° F. Combine salt, sugar, pepper, monosodium glutamate, paprika, lemon peel, and thyme; mix well. Coat ribs well on all sides with mixture. (Any seasoning mix left over can be stored in a covered jar for use another time.) Place ribs in shallow roasting pan. Bake 3 hours or until done as desired, turning once. Brush with Mop Sauce as needed to prevent ribs from drying out. Remove from oven. Cut into single rib portions. Serve with Barbecue Sauce. Makes 10 to 12 servings.

To cook by the combination method: Prepare and bake ribs as directed above. Remove from pan. Have grid far enough from coals to prevent burning of ribs (overlap thin rib ends). Place ribs on grid over hot coals to which wood chips have been added to create smoke. Turn frequently, brushing with Mop Sauce, until heated through. Serve with Barbecue Sauce.

To cook on the pit or grill: Coat ribs with dry seasoning mix as above. Have grid far enough from coals to prevent burning of meat. Place ribs on grill over hot coals to which wood chips have been added to create smoke. Overlap ribs to prevent burning. Cook 1½ hours or until brown and crisp. Brush with Mop Sauce when ribs start to brown. Brush again if ribs seem dry. Serve with Barbecue Sauce.

To cook in smoker or covered grill: Prepare meat as above and cook according to manufacturer's directions.

BARBECUED BEEF BRISKET

Buy choice brisket to have enough fat on the cut to keep meat from drying out. The secret of the meat's flavor is in the dry seasoning mix used to coat it.

⅓ cup salt
⅓ cup chili powder
2½ tablespoons monosodium glutamate
1½ tablespoons black pepper
1 tablespoon garlic powder
5 to 6 pounds beef brisket
Mop Sauce
Barbecue Sauce

To cook in the oven: Heat oven to 250° F. Combine salt, chili powder, monosodium glutamate, pepper, and garlic powder; mix well. Place brisket in shallow roasting pan. Coat well on all sides with dry seasoning mix. (Any seasoning mix left over can be stored in a covered jar for use another time.) Bake 1 hour; brush with Mop Sauce. Bake 4 hours longer, brushing with Mop Sauce every hour. Remove from pan. Slice and serve with Barbecue Sauce. Makes 10 to 12 servings.

To cook by the combination method: Prepare and bake meat as directed above. Remove from pan. Have grid far enough from coals to prevent burning of meat. Place meat on grid over hot coals to which wood chips have been added to create smoke. Turn frequently, brushing with Mop Sauce, until beef is heated thoroughly. Serve with Barbecue Sauce.

To cook over pit: Coat meat with dry seasoning mix as above. Place on grid of pit. Cook 5 to 6 hours, turning every 30 minutes. Brush with Mop Sauce when meat appears to be dry. Serve with Barbecue Sauce.

To cook in smoker or covered grill: Prepare meat as above and cook according to manufacturer's directions.

MOP SAUCE

This is used as a basting sauce for barbecued meats. The easiest way to apply it is with a small kitchen dishmop or a cloth that has been soaked in the sauce.

1 can (10½ ounces) beef consommé
1⅓ cups water
¾ cup Worcestershire sauce
⅓ cup cider vinegar
⅓ cup pure vegetable oil
1½ teaspoons monosodium glutamate
1½ teaspoons dry mustard
1 teaspoon garlic powder
1 teaspoon chili powder
1 teaspoon hot pepper sauce
1 bay leaf
½ teaspoon paprika

Combine consommé and water in medium-size saucepan; bring to boiling. Add remaining ingredients. Let stand overnight at room temperature. Makes about 2 quarts.

BARBECUE SAUCE

1½ cups water
1 cup catsup
½ cup cider vinegar
¼ cup Worcestershire sauce
¼ cup butter or margarine
3 stalks celery, coarsely chopped
2 tablespoons coarsely chopped onion
1 teaspoon sugar
1 teaspoon chili powder
1 teaspoon paprika
1 clove of garlic
3 bay leaves
¼ teaspoon black pepper
¼ teaspoon salt

Combine all ingredients in large saucepan. Bring to boiling. Simmer 15 minutes. Remove from heat; strain. Serve hot with meat or poultry. Makes about 2½ cups.

CHUCK-WAGON BEANS

1½ pounds dried pinto beans
2 cans (1 pound each) tomato puree
1 cup water
¼ pound bacon, cooked and crumbled
4 teaspoons chili powder
1 cup minced onion (1 large)
3 tablespoons butter, margarine, or bacon fat

Wash beans thoroughly. Place beans in large kettle; cover with water. Soak beans overnight. Drain beans; cover with fresh water. Cook over medium heat 2 hours or until tender. Drain thoroughly. Combine beans, puree, water, bacon, and chili powder. Sauté onion in butter, margarine, or bacon fat 5 minutes. Add to beans. Simmer beans 30 minutes. Makes 10 to 12 servings.

KETTLE CORN

Buy the freshest, young ears of corn you can find and allow at least 2 ears per person. Remove the husks and silks. Put corn into a kettle of water just below the boiling point. You can add sugar to the water, if you wish. Add ½ pound butter or margarine to the water in the kettle when you add the corn. It will melt and cover the surface and coat each ear of corn as it is taken out. Boil corn 10 minutes.

COUNTRY POTATO SALAD

5 pounds potatoes, pared
1 cup mayonnaise or salad dressing
½ cup chopped green onions
½ cup chopped pimientos
½ cup sour pickle relish
½ cup prepared mustard
½ teaspoon salt

Cook potatoes in boiling, salted water about 15 minutes or until tender. Drain. Cool. Slice potatoes ¼ inch thick into large bowl. Mix remaining ingredients in small bowl. Pour over potatoes. Toss gently. Makes 10 to 12 servings.

SPANISH COLESLAW

1 large head cabbage, shredded (10 to 12 cups)
1 large green pepper, seeded and cut in thin julienne strips
1 large red pepper, seeded and cut in thin julienne strips
¼ cup sugar
2 teaspoons salt
½ teaspoon pepper
½ cup cider vinegar
½ cup mayonnaise or salad dressing

Measure cabbage and peppers into large bowl or kettle. Sprinkle with sugar, salt, and pepper. Add vinegar and mayonnaise or salad dressing. Toss thoroughly. Chill. Makes 10 to 12 (½ cup) servings.

FRIED APPLE PIES

Filling:

1 can (1 lb., 4 ounces) pie-sliced apples, well drained
½ lemon, coarsely chopped (rind included)
½ orange, coarsely chopped (rind included)
1 cup sugar
¼ cup butter or margarine

Pastry:

4 cups sifted all-purpose flour
1 teaspoon salt
1 teaspoon baking powder
¼ cup sugar
¾ cup shortening
¾ to 1 cup milk
Pure vegetable oil

Combine apples, lemon, orange, and ½ cup sugar in medium-size saucepan. Bring to boiling; reduce heat. Simmer 8 to 10 minutes or until citrus rinds are tender. Remove from heat. Drain. Stir in remaining ½ cup sugar and butter or margarine. Stir until butter or margarine is melted and sugar is dissolved. Cool. Chill.

Sift flour, salt, baking powder, and sugar together in large bowl. Add shortening; cut in with pastry blender until mixture resembles cornmeal. Stir in milk gradually until dough clings together. Press dough together gently. Roll out, a quarter at a time, on lightly floured board to a 10-inch rectangle, ⅛ inch thick. Cut into four 5-inch circles. Put about 1½ tablespoons apple filling in center of each circle. Moisten edges of dough with milk. Fold dough over to form semicircle. Press edges together with fork. Turn pie over; press edges again with fork. Pie must be tightly sealed.

Pour enough oil into skillet or saucepan to make depth of 2 inches. Heat to 375° F. on deep-fat frying thermometer. If you don't have a thermometer, drop a small piece of dough (from leftover scraps) into hot oil. When it starts to pop up, oil is hot enough. If oil smokes or browns in splotches, it is too hot—let the temperature drop. Fry pies until golden brown on both sides. Remove with slotted spoon. Drain on paper towels. Sprinkle with sugar, if desired. Makes 16.

Get yourself a box of 18-inch Heavy Duty Alcoa Wrap, and you can make this summer replacement oven. It cooks faster, more evenly than your regular outdoor grill. You can give wieners and hamburgers a rest, cook whole chickens, standup roasts, anything—out of doors! And with a spare $1.75, you can send for an electric charcoal lighter to get the whole thing going. Check the coupon now—isn't that a deal?

How to make the oven: Tear off four strips of Heavy Duty Alcoa Wrap—each about a third longer than your grill.

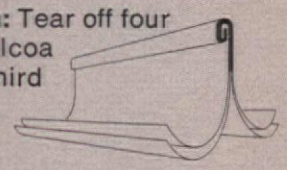

(Make sure it's Heavy Duty. You'll need that extra strength and extra width.) Lay the strips on top of each other.
Join them together by making a half-inch fold down the length of one side. Fold over again. Now, grasp two sheets at the unfolded side, and open the whole thing up into one large double sheet. Using the bowl of your grill as a form, mold the double sheet into a hood, crimping the edges to make a rim. Cut a two-inch hole in the center of the top—this makes the vent you need for good browning. Before you start to cook, line the grill with more Heavy Duty Alcoa Wrap.

To get your electric charcoal lighter and instructions on how to make and cook with the Alcoa Wrap Summer Replacement Oven, send $1.75 and the words "Heavy Duty" from an 18-inch Heavy Duty Alcoa Wrap Box to: Charcoal Lighter, V.R.C. Workshop, 908 Penn Ave., Pittsburgh, Pa. 15222.

Name_____

Street_____

City_____ State_____ Zip_____



Please allow 3-4 weeks for delivery. Make out check or money order to "Charcoal Lighter." Pennsylvania residents add 6% sales tax. D

Alcoa Wrap introduces the Summer Replacement Oven

SECRETS OF THE SHRIMP

From the shores of the Gulf of Mexico to the rocky coast of Maine, from the English Channel to the Bay of Biscay, shrimp are one of the great delicacies of the world. But if you limit these tender, pink shellfish to the usual salad or cocktail you're missing a whole new world of wonderful eating. They can add scope to your menu and come to the rescue of many a predinner hour as tasty tidbits. They also can be a first course or an elegant main dish. Here Chef Jacques Jaffry reveals some of his secret ways with shrimp. Have you ever tried poaching them in beer, court bouillon, or clam juice? Ever tried serving them icy cold with a dill, cucumber, or andalouse sauce? Shown below are two hors d'oeuvres and two main dishes. All are excitingly different. How-tos for peeling, deveining, and butterflying shrimp, and recipes begin on page 108.

Photographer: Richard Jeffery



Shrimp in Beer. Shrimp are cooked in beer or court bouillon and served with six sauces: cucumber, herb, cocktail (bottled), dill, andalouse, and avocado.

Batter Fried Shrimp. Shrimp are dipped in pancake batter and fried. Sauces are aurore and curry (shown), mustard and tempura.



Scampi. Shrimp are broiled in butter and garlic.

Shrimp Cabourg. Shrimp and mushrooms are poached in clam juice. Juices are reduced to make a delicate hollandaise sauce.

1914

1921

1933

1941

1956

1968

Whenever we start to show our age, we do a little face lifting. Isn't that just like a woman?

No salt salts like Morton Salt salts.

COOKING LESSON NO. 10
SECRETS OF THE SHRIMP (continued)

Fresh shrimp can be purchased either chilled or frozen. The head and thorax are removed and all you need do is to wash them under running, cold water, shell them, and remove the one small vein along the back. Shrimp may be shelled either before or after boiling. Either way, remember—don't overcook them.

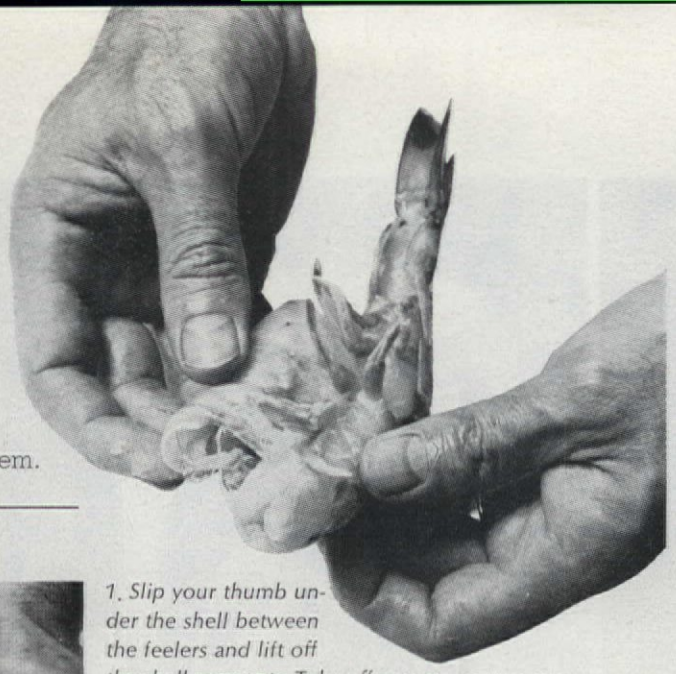

To shell and devein raw shrimp

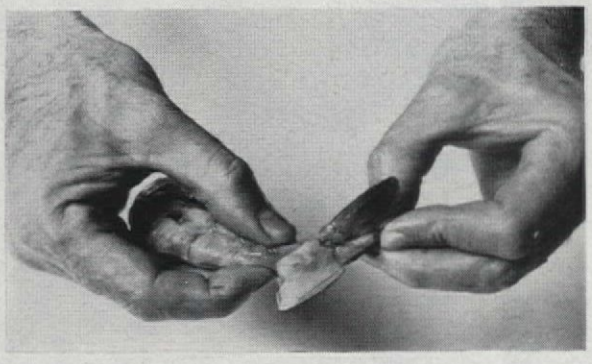

1. Slip your thumb under the shell between the feelers and lift off the shell segments. Take off as many as you can at a time, then repeat until all have been removed.

2. If the recipe calls for leaving the tail on shrimp, peel off all the segments down to the tail. Otherwise, just hold tail in one hand and pull the shrimp out carefully.

3. Make a shallow cut along the outside curvature down the back of the shrimp with a small, sharp knife.

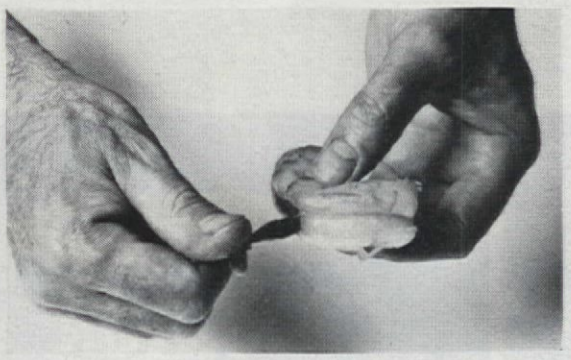

4. Lift the exposed vein either with your fingers or with the point of your knife. Remove the vein and discard it.

To devein cooked, shelled shrimp

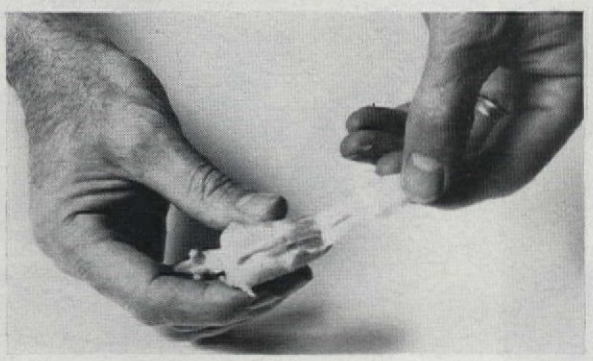

1. Lift out the strip of meat along the back curvature of shrimp. Start at head and pull it gently toward tail.

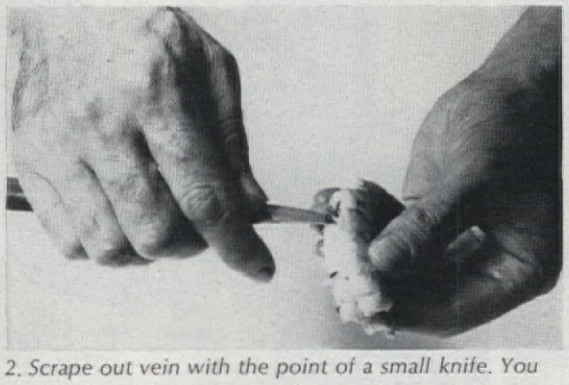

2. Scrape out vein with the point of a small knife. You can do this under running, cold water, if you wish.

To butterfly shrimp

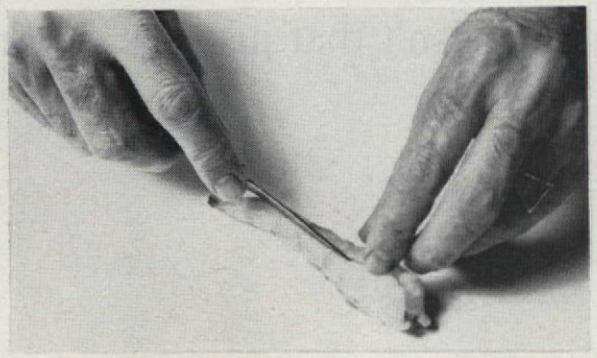

1. Make a slit on the inside curvature of the shrimp with a sharp knife, being careful not to cut all the way through.

2. Place the shrimp, cut side down, on board or counter. Flatten shrimp slightly with the flat of your knife blade.

SHRIMP IN COURT BOUILLON

¼ cup lemon juice
1 tablespoon salt
1 teaspoon peppercorns
4 sprigs parsley
2 cups sliced onion (2 large)
1 stalk celery, cut in pieces
1 bay leaf
4 whole cloves
1 quart water
2 pounds medium-size shrimp, shelled and deveined or 2 packages (10 ounces each) frozen, shelled, deveined shrimp

Combine all ingredients except shrimp in saucepan. Bring to boiling. Simmer 10 to 15 minutes. Add shrimp. Bring back to boiling. Simmer 2 to 4 minutes, according to size of shrimp. Or, add shrimp to boiling court bouillon. Bring back to boiling. Remove from heat. Let stand until cool. In either method, strain liquid; discard vegetables and spices. Chill shrimp. Serve with any of the sauces below. Makes 4 to 6 servings.

SHRIMP IN BEER

2 cans (12 ounces each) beer
2 cups sliced onion (2 large)
1 stalk celery, cut in pieces
4 sprigs parsley
2 tablespoons lemon juice
1 bay leaf
1 tablespoon salt
¼ teaspoon pepper
2 pounds medium-size shrimp, shelled and deveined or 2 packages (10 ounces each) frozen, shelled, and deveined shrimp

Combine all ingredients except shrimp. Bring to boiling. Simmer 10 to 15 minutes. Add shrimp. Bring back to boiling. Remove pan from heat. Let stand until cool. Strain. Discard all vegetables. Chill shrimp. Serve with any of the sauces below. Makes 4 to 6 servings.

Andalouse Sauce
Mix 1 cup mayonnaise or salad dressing; 3 tablespoons tomato paste; 2 tablespoons finely minced onion; 1 tablespoon lemon juice; and 1 can (4 ounces) pimiento, drained and diced. Cover. Chill. Makes about 1½ cups.

Dill Sauce
Mix 1 cup dairy sour cream; ¼ cup minced onion; 2 tablespoons chopped fresh dill; ½ teaspoon salt; dash of pepper; and 2 teaspoons lemon juice. Cover. Chill. Makes about 1¼ cups.

Avocado Sauce
Mix 1 peeled, pitted, and sieved avocado; 1 tablespoon grated onion; ½ teaspoon salt; ⅛ teaspoon hot-pepper sauce; and ½ cup mayonnaise or salad dressing. Cover. Chill. Makes about 1½ cups.

Herb Sauce
Chop very finely or whirl in blender: 1 cup watercress leaves; 1 cup parsley sprigs; 2 tablespoons fresh tarragon leaves or 1 tablespoon dried tarragon, crumbled; ½ cup chives; and ½ cup green onions. Mix well with 1 cup mayonnaise or salad dressing. Cover. Chill. Makes about 1½ cups.

Cucumber Sauce
Mix ½ cup dairy sour cream; ½ cup mayonnaise or salad dressing; 1 tablespoon minced onion; ½ teaspoon Worcestershire sauce; ½ teaspoon salt; and 1 cup grated, pared cucumber, well drained. Cover. Chill. Makes about 2 cups.

(continued)

When it comes to good habits, are they ever too young?

Same goes for eating as for exercise. And one good habit to get into early is Soft Fleischmann's® Margarine. Because Soft Fleischmann's is made from 100% corn oil. And, among all vegetable oils, the *medical* fact is that no oil is better for you than corn oil.

Of course, that's not why the kids like it. They like the smooth way they can spread Soft Fleischmann's themselves. And what they can do with the empty tubs.

But most of all, they like the taste. The rich corn oil flavor that has made Fleischmann's the favorite of more families than any other premium margarine in America. Fleischmann's Margarine, Soft or Stick. When it comes to good habits, are they ever too young? (Or too old?)



Stick Fleischmann's is sold on the West Coast in familiar cube form.

BE ORIGINAL WITH BARBECUES

and Lea & Perrins...the original Worcestershire

Simple Barbecue Sauce: *Melt 3 parts butter. Add 1 part Lea & Perrins Worcestershire.* For years, fine cooks have used this simple sauce—to baste meat, fish and fowl. And to be original yourself—try your own variation of Worcestershire Butter Sauce... for example, adding dry mustard, paprika, capers... to suit your taste.

FREE: New 48-page Cookbook. 100 ways to be original with Lea & Perrins—the original Worcestershire. The one that allows you to enjoy authentic Worcestershire flavor that lasts through the cooking. Write Lea & Perrins:
Box L, Fair Lawn,
New Jersey 07410

LEA & PERRINS

The deadliest animal

in the forest.

He causes 9 out of 10 forest fires because he's careless with matches, with smokes and with campfires.

Don't you be careless!

Please—only you can prevent forest fires!

advertising contributed in the public interest

(continued)

BATTER FRIED SHRIMP

1 cup pancake mix
Fat or oil for frying
2 pounds medium-size or medium-large shrimp, shelled and deveined or 2 packages (10 ounces each) frozen, shelled, deveined shrimp, thawed
1 cup all-purpose flour

Prepare pancake batter according to package directions. Heat oil to 375° F. Dredge shrimp in flour; dip in batter. Fry, a few at a time, until golden brown. Drain on paper towels. Serve with the following sauces. Makes 8 servings.

Tempura Sauce

Combine ¼ cup soy sauce, ¼ cup dry sherry, 1 bottle (8 ounces) clam juice, and ¼ teaspoon ground ginger in small saucepan. Bring to boiling. Stir in grated white radish to taste. Makes 1½ cups.

Sauce Aurore

Cook 2 tablespoons finely minced onion in 2 tablespoons butter or margarine until soft. Stir in 3 tablespoons flour. Cook 2 minutes, stirring constantly. Add 1 cup milk, 1 bottle (8 ounces) clam juice, 3 tablespoons tomato paste, ¼ teaspoon salt, and dash of pepper. Stir until thickened and bubbly. Simmer 2 minutes. Correct seasoning. Makes 2 cups.

Curry Sauce

Cook ¼ cup finely minced onion (1 small) in 2 tablespoons butter or margarine until soft. Stir in 3 tablespoons flour and 1 tablespoon curry powder. Cook 2 minutes, stirring constantly. Add 1 bottle (8 ounces) clam juice and 1 cup milk. Stir until thickened and bubbly. Simmer 2 minutes. Correct seasoning. Makes about 2 cups.

Mustard Sauce

Cook 2 tablespoons minced green onions in 2 tablespoons butter or margarine until soft. Stir in 3 tablespoons flour. Cook 2 minutes, stirring constantly. Add 1 bottle (8 ounces) clam juice, 1 cup milk, and ¼ teaspoon salt. Stir until thickened and bubbly. Simmer 2 minutes. Remove from heat. Stir in 2 tablespoons prepared mustard. Correct seasoning. Makes about 2 cups.

SHRIMP CABOURG

1 pound small mushrooms, sliced
¼ cup finely minced onion (1 small)
2 tablespoons lemon juice
1 bottle (8 ounces) clam juice
1 teaspoon salt
Dash of pepper
1 cup water
2 pounds medium-size fresh shrimp, shelled and deveined or 2 packages (10 ounces each) frozen, shelled, and deveined shrimp
4 egg yolks
1½ cups melted butter or margarine
3 tablespoons grated Parmesan cheese

Combine mushrooms, onion, lemon juice, clam juice, salt, pepper, and water in large skillet. Bring to boiling; reduce heat. Simmer 2 or 3 minutes, stirring occasionally. Add shrimp. Cover. Simmer 3 minutes or until shrimp are pink. Remove shrimp and mushrooms with slotted spoon. Keep warm. Boil liquid in skillet until it is reduced to ½ cup. Remove from heat. Cool a few minutes. Add egg yolks. Beat over low heat with wire whisk until the consistency of thin white sauce. Remove from heat. Beat in melted butter or margarine gradually. Correct seasoning. Mix shrimp and mushrooms into sauce. Divide among 6 scallop shells or ramekins. Sprinkle with cheese. Broil until golden brown. Makes 6 servings.

SCAMPI

2 pounds fresh jumbo shrimp
3 cloves of garlic, very finely minced
¼ teaspoon salt
2 tablespoons chopped parsley
¼ cup olive oil
¼ cup melted butter or margarine
⅛ teaspoon freshly ground pepper
2 tablespoons lemon juice

Shell and devein shrimp, leaving fantail on. Split each shrimp lengthwise, one inch from the head. Combine all remaining ingredients. Mix well. Dip shrimp in mixture; place in shallow pan in single layer. Pour remaining sauce over. Broil 6 to 8 minutes, 3 inches from heat. Remove shrimp to warm platter; pour drippings from pan over. Makes 4 servings.

SHRIMP DIJONNAISE

1 cup dry white wine
1 cup water
1 teaspoon leaf tarragon, crumbled
¼ cup minced onion (1 small)
1½ teaspoons salt
2 pounds medium-size fresh shrimp, shelled and deveined or 2 packages (10 ounces each) frozen, shelled, and deveined shrimp
3 tablespoons melted butter or margarine
3 tablespoons flour
2 to 3 tablespoons prepared mustard

Combine wine, water, tarragon, onion, and salt in large skillet. Bring to boiling. Add shrimp; reduce heat. Simmer 1 to 2 minutes. Remove shrimp to serving platter. Keep warm. Cook liquid 3 or 4 minutes to reduce it. Mix butter or margarine and flour; add to sauce gradually, stirring constantly until thickened and smooth. Remove from heat. Stir in mustard. Correct seasoning. Pour over shrimp. Makes 4 to 6 servings.

SHRIMP PROVENÇALE

½ cup minced onion (1 medium)
3 tablespoons butter or margarine
2 cloves of garlic, finely minced
2 pounds fresh shrimp, shelled and deveined or 2 packages (10 ounces each), frozen, shelled, and deveined shrimp, thawed
1 can (1 pound, 12 ounces) tomatoes
½ teaspoon leaf tarragon, crumbled
2 tablespoons chopped parsley
½ teaspoon salt
Dash of pepper
¼ cup fine bread crumbs
2 tablespoons melted butter or margarine

Cook onion 2 minutes in 3 tablespoons butter or margarine in large skillet. Add garlic and shrimp; cook until shrimp turn pink. Drain tomatoes; reserve juice; chop tomatoes. Add tomatoes, juice, tarragon, parsley, salt, and pepper to skillet. Bring to boiling; cover. Simmer 2 to 3 minutes or until shrimp are tender. Divide among 6 scallop shells or ramekins. Sprinkle with bread crumbs. Drizzle with butter or margarine. Broil until golden. Makes 6 servings.

Think of our package as a shopping bag.

In our shopping bag we have put together a spaghetti dinner that you can cook in about 12 minutes. Luckily, it doesn't taste like a spaghetti dinner you can cook in 12 minutes.

We did everything you'd do if you had the time. We shopped. We squeezed and pinched. Not one onion or tomato or anything else gets into our sauce unless it's sensational. We make sauce the way an Italian makes sauce. And then we fuss over it and simmer it and stir it and stir it until it's just right.

Our cheese tastes like aged Italian-style cheese. Our thin spaghetti is easier to wind.

Our convenient dinner comes in three varieties . . .

Spaghetti with Meat Sauce · Spaghetti with Mushrooms · Spaghetti with Meatballs.

We do the shopping. You do the cooking.

Elegant Picnic

(continued from page 53)

ICED LEMON SOUP

1 can (13¾ ounces) chicken broth
2 egg yolks, slightly beaten
2 tablespoons lemon juice
Dash of salt
Dash of cayenne
Lemon slices
Chopped parsley

Heat broth. Stir a few tablespoons hot broth into egg yolks; stir into broth remaining in saucepan. Cook over low heat, stirring constantly, until thickened slightly. Remove from heat; cool; chill. Stir in lemon juice, salt, and cayenne. Dip lemon slices in parsley; wrap separately to take to picnic. Serve soup in cups set in crushed ice, if desired. Garnish with lemon slices. Makes 2 servings.

BRANDIED CORNISH HENS

2 Rock Cornish game hens (about 1¼ pounds each)
⅓ cup finely chopped parsley
½ teaspoon salt
½ cup softened butter or margarine
½ cup currant jelly
½ cup brandy

Thaw game hens, if frozen. Remove giblets. Rinse hens, pat dry. Heat oven to 375° F. Mix parsley, salt, and ¼ cup butter or margarine. Put half the mixture in each hen. Skewer closed; truss. Place in shallow roasting pan. Rub hens with remaining ¼ cup butter or margarine. Roast 30 minutes. Heat jelly and brandy until jelly melts. Roast hens 30 minutes longer, basting every 5 or 10 minutes with brandy mixture and pan drippings. Remove from pan; cool; chill. Makes 2 servings.

POACHED ASPARAGUS AND SQUASH WITH SAUCE VERTE

1 pound thick-stemmed asparagus
½ pound crookneck squash
1 cup mayonnaise or salad dressing
1 tablespoon finely chopped parsley
1 tablespoon finely chopped watercress
1 tablespoon finely chopped chives
1 tablespoon finely chopped chervil
2 teaspoons tarragon wine vinegar

Trim ends of asparagus on the diagonal. Fill large pot with salted water; bring to full boil. Plunge asparagus and squash into boiling water. Bring back to boiling; cook just under 5 minutes. Drain quickly. Rinse in cold water until cool. Chill.

Combine remaining ingredients. Chill. To serve, dip vegetables in sauce and eat out of hand. Makes 2 servings.

PETIT BABA

Cake
¼ cup warm water (105° to 115° F.)
3 tablespoons sugar
1 package active dry yeast or 1 cake compressed yeast
¼ cup melted butter or margarine
2 tablespoons milk
Dash of salt
2 eggs, well beaten
1¼ cups sifted all-purpose flour

Syrup
¾ cup water
1 tablespoon tea leaves
½ cup sugar
3 thick lemon slices
1-inch piece stick cinnamon
¼ cup rum

Finishing Touches
¼ cup orange marmalade
½ cup sliced, blanched almonds
Bottled kumquats, drained
Candied violets

Grease and flour 1-quart mold. Combine warm water and sugar in large bowl. Sprinkle or crumble in yeast; stir to dissolve. Stir in butter or margarine, milk, salt, eggs, and flour. Beat until smooth and bubbly. Pour into mold. Let rise in warm place (85° F.) away from draft about 45 minutes or until doubled in bulk.

Heat oven to 375° F. Set mold in oven carefully as this fragile dough falls easily. Bake 25 minutes or until cake tester inserted in center comes out clean.

While cake bakes, prepare syrup: Combine water, tea leaves, sugar, lemon, and cinnamon in small saucepan. Simmer 5 minutes. Strain. Stir in rum. Turn cake out onto serving plate. Pour hot syrup slowly over cake. Cool. Brush cake with marmalade. Sprinkle with almonds. Garnish with kumquats and candied violets.

Family Picnic

(continued from page 54)

PIMIENTO DEVILED EGGS

6 hard-cooked eggs
1 whole canned pimiento, chopped
⅓ cup finely chopped parsley
1 tablespoon minced onion
½ teaspoon salt
½ teaspoon dry mustard
Pinch of sugar
3 to 4 tablespoons mayonnaise or salad dressing
Few drops liquid hot-pepper seasoning

Cut eggs in half lengthwise. Remove yolks; press through sieve. Mix yolks, pimiento, parsley, onion, salt, mustard, and sugar. Stir in enough mayonnaise or salad dressing to make smooth and creamy. Add hot-pepper seasoning to taste. Refill whites. Chill. Makes 12.

TACOS SALADS

1 dozen packaged prefolded tacos shells or 1 dozen corn tortillas
Pure vegetable oil
Fruit Salad
Guacomole
Salsa Fria

Use packaged tacos shells as they come from the package. To make tacos from tortillas, pour 1-inch depth of oil into small skillet; heat. Heat each tortilla in hot oil 15 seconds. Fold over with fork; fry 15 seconds or until slightly crisp. Drain on paper towels. Cool. Carry tacos and fillings separately to picnic. Fill tacos with one or a combination of mixtures. Garnish with bottled pepper relish and shredded lettuce, if desired.

FRUIT SALAD

Combine 2 cups shredded iceberg lettuce; 1 can (8½ ounces) pineapple tidbits, drained; ½ cup diced green pepper; ½ cup diced red pepper; and 1 tablespoon French salad dressing mix. Toss lightly. Makes 3 cups.

GUACOMOLE

Rub bowl with split clove of garlic. Mash 2 peeled and seeded avocados into bowl. Stir in ½ teaspoon salt, 1 tablespoon minced onion, and 1 tablespoon lemon juice. Pack in jar; spread with thin film of mayonnaise or salad dressing to prevent darkening. Just before using, stir well. Makes about 1½ cups.

SALSA FRIA

Peel 4 medium-size tomatoes; chop coarsely, drain. Combine with 1 bunch green onions, diced; ½ small chili pepper, finely chopped; 1 teaspoon salt, ½ teaspoon leaf oregano, crumbled, ¼ teaspoon pepper; and 2 tablespoons red wine vinegar. Correct seasoning. Chill. Makes 2 cups.

MEXICAN FRIED CHICKEN

2 cups sifted all-purpose flour
4 teaspoons salt
½ teaspoon pepper
1 tablespoon chili powder
12 large drumsticks with thighs (about 6 pounds)
4 eggs, beaten
½ cup pure vegetable oil or shortening
½ cup butter or margarine
Paprika

Shake flour, salt, pepper, and chili powder in large paper or plastic bag. Shake chicken, a few pieces at a time, in flour mixture. Roll each piece in beaten eggs, coating well. Heat oil or shortening in large skillet or use 2 skillets, if chicken will not fit in a single layer in one. Cook chicken 30 to 40 minutes, turning often, until tender, well browned, and no juices run out when leg joint is pricked. Sprinkle generously with paprika. Drain on paper towels. Cool. Makes 12 servings.

EGG-PAINT COOKIES

4 cups sifted all-purpose flour
2 teaspoons baking powder
½ teaspoon salt
1 cup butter or margarine
2 cups sugar
2 eggs
2 teaspoons vanilla
Egg Paints

Sift flour, baking powder, and salt together. Cream butter or margarine and sugar until light and fluffy. Beat in eggs and vanilla. Knead in flour mixture until dough holds together. Chill at least 1 hour.

Heat oven to 375° F. Roll out half the dough at a time to a little over ¼-inch thickness. Cut out 5-inch cookies (an empty 1-pound coffee can is good to use). Transfer cookies to ungreased cookie sheets with broad spatula, placing cookies about 2 inches apart. Bake 15 minutes or until slightly brown around edges. Remove cookies to wire racks. Cool thoroughly. Decorate with Egg Paints. Makes 8 cookies.

Egg Paints; Put an egg yolk for each color desired into muffin-pan liners or in muffin-pan cups. Stir 1 teaspoon water and 6 or more drops food coloring into each. Supply small, clean paintbrushes, one for each color.

Teen-Age Eat-In

(continued from page 55)

SAILOR BOYS

12 large round salted crackers
Butter or margarine
Prepared mustard
Pickle relish
1 package (3 ounces) thin beef slices or dried chipped beef
Lettuce leaves
6 slices packaged Swiss cheese

Spread crackers with butter or margarine and mustard. Spoon pickle relish on half the crackers. Mound beef slices or chipped beef on relish. Top with lettuce, Swiss cheese, and second cracker. Makes 6 sandwiches.

SLAPSTICK BREADSTICKS

Mayonnaise or salad dressing
Prepared mustard
6 long breadsticks
1 package (6 to 8 ounces) sliced cheese
6 lettuce leaves
1 package (6 ounces) boiled ham or large salami
6 wooden picks
Stuffed olives or small pickles

Put mayonnaise or salad dressing and mustard in separate small custard cups. Dip one end of breadsticks in mayonnaise or salad dressing then in mustard. Wrap slice of cheese around each breadstick. Wrap lettuce leaf around cheese, leaving some cheese showing at top. Fold ham slice in half lengthwise. Wrap ham slice or salami around lettuce leaving edge of lettuce showing. Secure with wooden pick. Poke an olive on one end of pick and a pickle on the other end. Makes 6 sandwiches.

ONION ROLL HEROS

4 large, round onion rolls, split
Butter or margarine
Prepared mustard
Catsup
1 package (6 to 8 ounces) Swiss or American cheese
1 package (6 ounces) sliced bologna
Lettuce leaves

Spread bottom halves of rolls with butter or margarine, mustard, and catsup. Arrange alternate slices of cheese and bologna on rolls. Top with lettuce and roll tops. Makes 4 sandwiches.

PEPPERY SUBMARINES

You can make submarines from any combination of your favorite sandwich makings. These were the choice of our picnickers.

2 small loaves French bread (or 1 large, cut in half)
Mayonnaise or salad dressing
1 package (8 ounces) Swiss cheese
1 can (4 ounces) green chilies
1 can (4 ounces) whole pimientos
Lettuce leaves

Split bread lengthwise. Spread with mayonnaise or salad dressing. Stack cheese on bottom half of bread. Cover with alternate slices of green chilies and pimiento. Top with lettuce and top of bread. Makes 2 submarines.

STRING OF FLATS

6 slices sandwich bread
Bottled sandwich spread
Prepared mustard
1 package (6 to 8 ounces) your favorite cold cut
1 package (3 ounces) turkey slices
1 package (6 to 8 ounces) sliced Swiss or American cheese
Lettuce leaves
4 metal skewers (about 9 inches long or a size to fit your picnic box)
Cherry tomatoes or cherry peppers
Large stuffed olives
Tiny pickles

Spread all bread slices lightly with sandwich spread. Spread mustard on half the slices. Make 3 thick sandwiches with cold cut, turkey, cheese, and lettuce. Cut each sandwich into quarters. String 3 quarters on each skewer, separating them with tomatoes or peppers, olives, and pickles. Roll in transparent plastic wrap. Place securely in picnic boxes. Makes 4 servings.

WHAT YOUR AIR-CONDITIONING CONTRACTOR SHOULD DO

You should know enough about home central air conditioning to ask your contractor important questions.

Let's assume that you've received a written proposal from a contractor, that your home already has a ducted warm-air heating system to which cooling can be added, and that the contractor has recommended a "split" system in which the condenser-compressor is located outside the home and the blower and evaporator coils inside.

How can you tell if the contractor will use efficient, dependable equipment and make a good installation?

Don't settle for a vague answer such as, "All houses like yours take three-ton units." The fact is that the size of equipment needed in identical houses can vary because of orientation to the sun, size of the family, trees and shrubbery around the house, etc. The contractor should be able to show you the "cooling-load estimate" he has worked out for your house on standard forms available from the Air-Conditioning and Refrigeration Institute or other sources. You may not understand the calculations, but at least you'll know he followed standard, recommended procedure.

The contractor's written proposal should specify the name of the manufacturer and the model number of the recommmended equipment. To verify the unit's cooling capacity the contractor should show you its listing in the "Directory of Certification" of the Air-Conditioning and Refrigeration Institute. Capacity ratings shown in the directory are arrived at by means of a rigid inspection and testing program that also checks dependability.

SOUND CONTROL

The contractor should minimize sound *inside and outside* the home.

The best way to control sound from the condenser-compressor outside your home is to place the unit where it will be as far as possible from neighboring houses, and where it does not feed sound back into your home. If there's no satisfactory location, the contractor should erect sound deflectors or employ baffles that will block or break up some of the sound.

Inside your home, the objective should be to prevent sound generated by the blower from being transmitted into living areas. The contractor can place a flexible canvas or plastic sleeve between blower and ducts, and plan the layout so every duct makes at least one 90 degree bend before it reaches a room outlet.

MOVABLE REGISTERS

If the contractor plans to use a single-duct system for both heating and cooling, make sure that he will install movable registers—and that the registers are placed so large windows and glass areas will be covered by a flow of cool, conditioned air.

Movable registers cost very little and will enable you to direct warm air down in the winter (it will rise) and cool air up in the summer (it will fall).

GUARANTEES AND SERVICE

The time period covered by guarantees varies somewhat, but since most manufacturers now warrant their equipment for one year, most contractors guarantee their installation for the same period. Nearly every central system will need some adjustment. The contractor should make these call-backs without charge—and he should agree to do so in writing.

Is your contractor set up to provide quick, competent service? The best way to check this out is to talk to some of his previous customers. Ask him to furnish you with two or three names. Ask him to provide a telephone number for you to call when you need emergency help at night or on a weekend.

If the contractor's service record doesn't measure up or if he's uninterested in your questions—consider another contractor.







CALIFORNIA AVOCADO ADVISORY BOARD

Oops... Secret's out!

The black summer California Avocado is the same inside as the green variety... they're both delicious. Just alternate avocado slices with orange sections on a crisp bed of lettuce and top with your favorite dressing (and maybe a few sesame seeds for "crunch").

Now that's a salad secret worth sharing!

Avocados from California

Paving

(continued from page 43)

on three or more inches of fine gravel topped with an inch of sand, or on four inches of crushed stone. Jam the bricks tightly together and brush a little sand into the joints.

CONCRETE

Concrete's reputation for severity and ugliness is unfair. Used properly, it is quite attractive.

Pros and cons. Concrete is the strongest, most durable, and most versatile paving material we have. Its surface can be either polished smooth or textured. It can also be colored. However, it speeds the runoff of water and prevents moisture and air from reaching plant roots underneath. It is very glary in its light-gray state.

Where to use. It can be used anywhere except play areas, around trees and other plants with large root systems, on hillsides, and in sun-swept locations.

Installation. Concrete is generally bought in ready-mixed batches and poured right from the mixing truck into wood forms. Ideally, it should be laid over a gravel base and reinforced with wire mesh, although some contractors try to omit one or both of these steps.

EXPOSED AGGREGATE CONCRETE

The concrete itself is a conventional mix, but the surface is covered with marble chips, granite screenings or other rock materials up to three quarters of an inch in diameter.

Pros and cons. Exposed aggregate concrete is as durable as ordinary concrete and creates the same water problems. On the negative side, it's uncomfortably rough if you are barefoot—on the positive side, it is less glary and does not show stains.

Where to use. It is especially recommended for terraces and walks but not for play areas.

Installation. Let a professional make the installation. It is generally the same as ordinary concrete and is often poured in giant squares separated by strips of redwood or cypress.

CONCRETE PATIO BLOCKS

These are solid concrete rectangles about one and a half inches thick and up to 16 inches square. Some have the texture of ordinary building blocks, others are covered with stone chips or pebbles and resemble exposed aggregate concrete.

Pros and cons. Patio blocks can be laid in sand and are easy for the do-it-yourselfer. Individual blocks can be lifted out to make plant pockets, and water penetrates readily between blocks into the soil below. Various colors are available.

Where to use. They are particularly appropriate for terraces, walks, and pool decks.

Installation. Handle like brick.



Nobody's homemade frosting spreads this easy or tastes this creamy. Not even yours.

Homogenizing makes the difference. Betty Crocker homogenizes her Ready-to-Spread Frosting smoother than you can whip, blend or beat any butter cream frosting at home. So it spreads easier, tastes creamier than homemade frosting. Chocolate, Milk Chocolate, Vanilla, Butterscotch, Lemon—enjoy them all.

CUT-STONE BLOCKS

Cut-stone blocks of granite, sandstone, limestone, etc., come in various sizes, colors, and textures, depending on how they were split or sawed at the quarry.

Cobblestones, with somewhat rounded tops, are also available.

Pros and cons. Strong, durable, and extremely handsome, they can be set in charming curved patterns if very small cubes are used. The main problem with all but the sawed blocks, which are smooth, is that they produce a rough (though level) surface that is hard to sweep, not too comfortable underfoot, and not the steadiest support for table legs.

Where to use. Cobblestones, being hard to walk on, should be used only around trees and perhaps in driveways. The other cut-stone blocks are for rather informal terraces, walks, and driveways, as well as around trees and planted areas.

Installation. Handle like brick.

FIELDSTONES

Attractive terraces can be made of fieldstone, but use of this material elsewhere is rare. The stones are literally picked up in the field and used essentially as-is.

Pros and cons. Irregular fieldstones, well laid, make an attractive, natural-looking, durable surface—and a very inexpensive one if you have a home-grown supply of stones. However, the surface is usually very rough and it is difficult to sweep. It traps puddles after a rain and stains are hard to remove.

Where to use. Terraces and walks.

Installation. Select stones with smooth, flat surfaces—but not shale which wears very badly. Heavy fieldstones can be laid directly in the ground as steppingstones but they would be hard to mow over or to keep grass from creeping over them. It's best to dig out the soil six to eight inches deep and pour in a good layer of gravel. Lay the stones on this foundation and trowel cement mortar into the joints. Level all stones. Mortar joints should be filled almost to the tops of the individual stones.

FLAGSTONES

Flagstones are thin, rather large sandstones in various colors. They are sold in cut rectangles and squares and in irregular slabs. Stones can be cut to your specifications.

Pros and cons. Because of the variety available, flagstone surfaces can be as distinctive as you choose. They are attractive, flat, and have relatively few joints. The stones are easily stained—but skidproof and durable.

Where to use. Flagstones are good for all kinds of terraces, walks, and pool deck areas.

Installation. Unless you love jigsaw puzzles or are using flagstones of a single size and shape, let your masonry-supply dealer give you a numbered plan for arranging them. It will add to the total cost but will save you time and exasperation. If using irregular stones, select and fit them very carefully to avoid a jumbled, fragmented look.

For a perfectly flat, rapidly draining surface, you can lay one-inch-thick flagstones in mortar on a three-inch concrete subbase. For a less rigid surface that lets rainwater seep through, lay one-and-a-half-inch stones edge to edge on sand or on crushed stone, as you do brick.

Where stones are laid in sand around planting beds, install a thin, vertical metal or wood curbing to keep the stones from moving.

Flagstones are often used as steppingstones, or in a walk in which the stones are separated by an inch or two of grass. This is an easy and cheap installation but the grass will grow over the edges.

GRAVEL, CRUSHED STONE, PEBBLES, MARBLE CHIPS

Included here are all small stones or stone bits free of dirt and sand.

(continued)

Our biggest summer appliance event ever! Check these

Philco-Ford Feature Values.

A choice of appliances, each with an unbeatable list of features.
All at genuinely outstanding prices.
See them now at your Philco-Ford dealer's, while they last!

The only side-by-side that fits in 4 out of 5 kitchens. Just 30 inches wide. Big 17-cu.-ft. capacity. No defrosting ever in *either* refrigerator *or* giant 249-lb. freezer. Fully adjustable and sliding shelves. Meat keeper holds up to 12 lbs. Philco can dispenser in freezer door. Full-width vegetable crisper. "Thinsulation" gives more room inside. Philco Power Saver keeps running costs to a minimum. Model RT17H7

Philco-Ford Feature Value:

$399.95*

* Manufacturer's suggested retail selling price only. See your dealer for his price and terms. All models not at all stores. Subject to Fair Trade where applicable.

Electric range with self-cleaning oven.

Pre-set timer. Set it and forget it. Tilt the top and wipe away spills in seconds. Giant 23-inch master oven. Storage drawer. Model SS30H3

Philco-Ford Feature Value:

$249.95*

Automatic washer.

Three automatic cycles including cold-soak cycle. Ideal for all fabrics, including permanent press. Cold spray reduces wrinkling. Variable water saver. Automatic filter-dispenser. Full-width control panel. Side-opening lid. Model W2G1. (Matching dryer DE6G2 only $124.44.*)

Philco-Ford Feature Value:

$174.44*

Room air conditioner.

5,000 BTU/hr. Cools and dehumidifies fast. Install it yourself. Automatic thermostat. Washable air filter. Adjustable louvers. Model 5AC3B

Philco-Ford Feature Value:

$129.95*

PHILCO Ford

FAMOUS FOR QUALITY THE WORLD OVER
PHILCO-FORD CORP., PHILA., PA. 19134

(continued)

Pros and cons. Using gravel, you can have paving with a pleasantly natural look or a very precise, dramatic look at low cost. Gravel is also a fine foil for other paving materials. It does not stain or reflect light and it retards runoff water and lets it soak into the ground.

On the other hand, gravel has its hazards and drawbacks. It must be raked to look its best and even so, it is likely to become fouled with twigs, leaves, cigarette butts. Large gravel is unpleasant to walk on—small gravel gets in your shoes. Weeds are difficult to eliminate. And gravel is easily scattered into adjacent borders and lawn areas where it may damage or be thrown dangerously by your lawn mower—a particular problem in the North because of snow blowers.

Another problem with gravel, of course, is active children who find it hard to resist the temptation to throw it, plow furrows through it, and rearrange it into piles.

Where to use. Even though it becomes clogged with trash, brown or gray gravel is one of the best materials to use around trees and shrubs in shady areas where grass and groundcovers do poorly. But gravel is second or third best in areas occupied normally by people or automobiles.

Installation. Loose gravel should not simply be spread on top of the ground unless the area has no traffic or unless the soil itself is full of rock or coarse gravel. On fine soils—especially clay—the gravel topping will soon sink out of sight. To prevent this, excavate six to 12 inches, depending on the composition of the soil, and pour in a thick subbase of fine gravel. In clay soil and some loams, you may have to start with a bed of big rocks and/or rubble.

To keep out weeds, spread heavy polyethylene film on the ground before applying gravel. The film must be slit at frequent intervals to let water pass through. An alternative is to treat the soil, before applying gravel, with a soil fumigant such as Vapam or Mylone. The treatment gives weed control for several months. Thereafter, treat the area once or twice a year with Ammate.

To keep gravel from scattering, surround the paved area with curbs one or two inches higher than the gravel surface, or with very wide mowing strips of concrete, stone, or brick.

GRAVEL WITH SOLID PAVING BLOCKS

Large, variously shaped blocks of stone, concrete, or wood can be arranged in an area spread with gravel.

Pros and cons. The problems normally encountered with gravel and the problems normally encountered with a second paving material remain. The main advantage of combination paving is that the blocks enhance the appearance of the gravel as well as serving as stepping-stones—which minimizes the need to rake the gravel.

Where to use. Combination paving is good for walks and formal areas where gravel is used instead of grass for maintenance reasons.

Installation. Usually it's best to put in the other material first, then fill in the gravel around the edges. However, if you plan to lay a thick subbase of fine gravel beneath the top layer, prepare the subbase first, then place the stepping-stones, then spread the top layer of gravel around.

SLATE

Slate is available in sawed rectangles and squares and in irregular pieces. There are numerous colors.

Pros and cons. Natural-surfaced slate is a handsome material with a variable but slight texture that is more or less skid-proof and nonabrasive. It is reasonably stain resistant, strong except under heavy weight, and very flat. However, the surface occasionally deteriorates in cold weather, and, like all stone, slate can be tiring to stand on.

Where to use. Slate is good for terraces, walks, and around pools.

Installation. Handle slate like flagstone. Set one-inch-thick slates in sand, thinner ones in mortar.

QUARRY TILE

Quarry tile is a heavy-duty ceramic material for exterior as well as interior use. (Tiles known as pavers are similar but made by a different method.) The tiles come in squares and rectangles from a little less than three-by-three up to nine-by-nine inches, and also in many special sizes and shapes. Besides the familiar red, the tiles range in color from off white to blue green. Some have fired-in designs or lightly textured surfaces.

Pros and cons. If you don't go around whacking them with a hammer, they are durable. They are also stain resistant, easy to sweep or mop, flat, and smooth. They are a little slippery when wet. Light-colored tiles glare.

Where to use. Terraces, walks, and pool decks. For pool decks, use more textured or smaller tiles to assure better footing.

Installation. Tiles are best laid in mortar but the largest can be laid in sand like flagstones.

WOOD BLOCKS

Redwood and cypress are preferred because of their natural decay resistance. Round sections cut from tree trunks are the most common shapes.

Pros and cons. Wood blocks blend nicely into the landscape, and are quiet, nonreflecting, and cool. They can be very slippery when damp.

Where to use. Use squared blocks on a terrace or walk, tree-trunk sections as stepping-stones.

Installation. Like brick.

IN SEPTEMBER: ALL ABOUT STORAGE

In September, we'll help you solve your storage problems! Storage ideas for the things you want to display, storage ideas for the things you want to tuck away. Storage you can buy, storage you can build, storage in places you never thought of before. PLUS *Olla Podrida*—the fabulous Spanish boiled dinner with the most delectable broth ever. All this and lots more!

WHEN YOU REMODEL THIS TIME, DO IT FOR KEEPS...with the lowest maintenance products you can find.

Bird solid vinyl siding, gutters and shutters that you'll never have to paint. And Bird JET roofing shingles that resist even hurricane winds. Read these eye-opening facts and send coupon for complete details.

4 BIRD SOLID VINYL SIDING NEVER NEEDS TO BE PAINTED!

A dramatically beautiful siding that you'll never, never have to paint — because the color goes clear through. Won't show scratches like painted siding. Won't dent, pit, rust or corrode like metal. Won't blister, rot, flake or peel like wood. Can't conduct electricity or support fire. With or without foam polystyrene or fibreboard backing for insulation. A dream of a low maintenance siding, both horizontal and vertical. White, gray, green.



2 BIRD SOLID VINYL GUTTERS NEVER NEED PAINT!

Gutters can be a constant problem. Snow and ice, wind and water do a job on conventional wood and metal gutters. But you'll never have to replace Bird solid vinyl gutters. They can't pit, rust, dent or corrode like metal gutters; won't rot, peel, blister and flake like wooden gutters. And you *never* have to paint them. White.

3 BIRD WIND SEAL® JET SHINGLES RESIST EVEN HURRICANES!

We roofed a house with Bird Wind Seal JETS, and with ordinary shingles. Then we backed a jet plane up to the house and let 'er rip! The ordinary shingles tore loose. The Bird Wind Seal JETS withstood even hurricane-force blasts. So if you're re-roofing, insist on the new Bird Wind Seal JETS — the superior shingles that cost no more to install than ordinary shingles. JETS are beautiful, too. They give your house a longer, bigger, more luxurious look. Handsome colors.





1 BIRD SOLID VINYL SHUTTERS STAY BEAUTIFUL!

And you can put them up yourself with just four color-matched screws. Molded in one solid piece, they hang straight and true. No slats to loosen and fall out. No wood to warp and rot. Never need painting. And they wash in a rainstorm or with a mild detergent. Various sizes. White, black, green.

BIRD & SON, inc.
Box AH78, East Walpole, Mass. 02032

Please rush information on:

☐ Bird Wind Seal JET Shingles ☐ Bird Solid Vinyl Gutter Systems
☐ Bird Solid Vinyl Siding ☐ Bird Solid Vinyl Shutters

I'm thinking of ☐ remodeling ☐ building.

Name _____

Street _____

City _____

State _____ County _____ Zip _____

Bird products are available East of the Rockies only.

BIRD & SON inc.
QUALITY PRODUCTS SINCE 1795

Now that your teenager has pimples, good old soap and water just aren't good enough.

He also needs Stri-dex® Medicated Pads. Stri-dex Medicated Pads begin where soap and water leave off.

They're like little disposable washcloths soaked in medicine. They deep clean the dirt and oil that soap and water leave behind. So, they help control acne pimples.

And the invisible medication in Stri-dex stays on and continues to work all day. So, it also helps prevent new pimples from forming.

Stri-dex can help you make your child's complexion look better. And he'll feel better looking.

There are enough problems in growing up. Pimples doesn't have to be one of them.

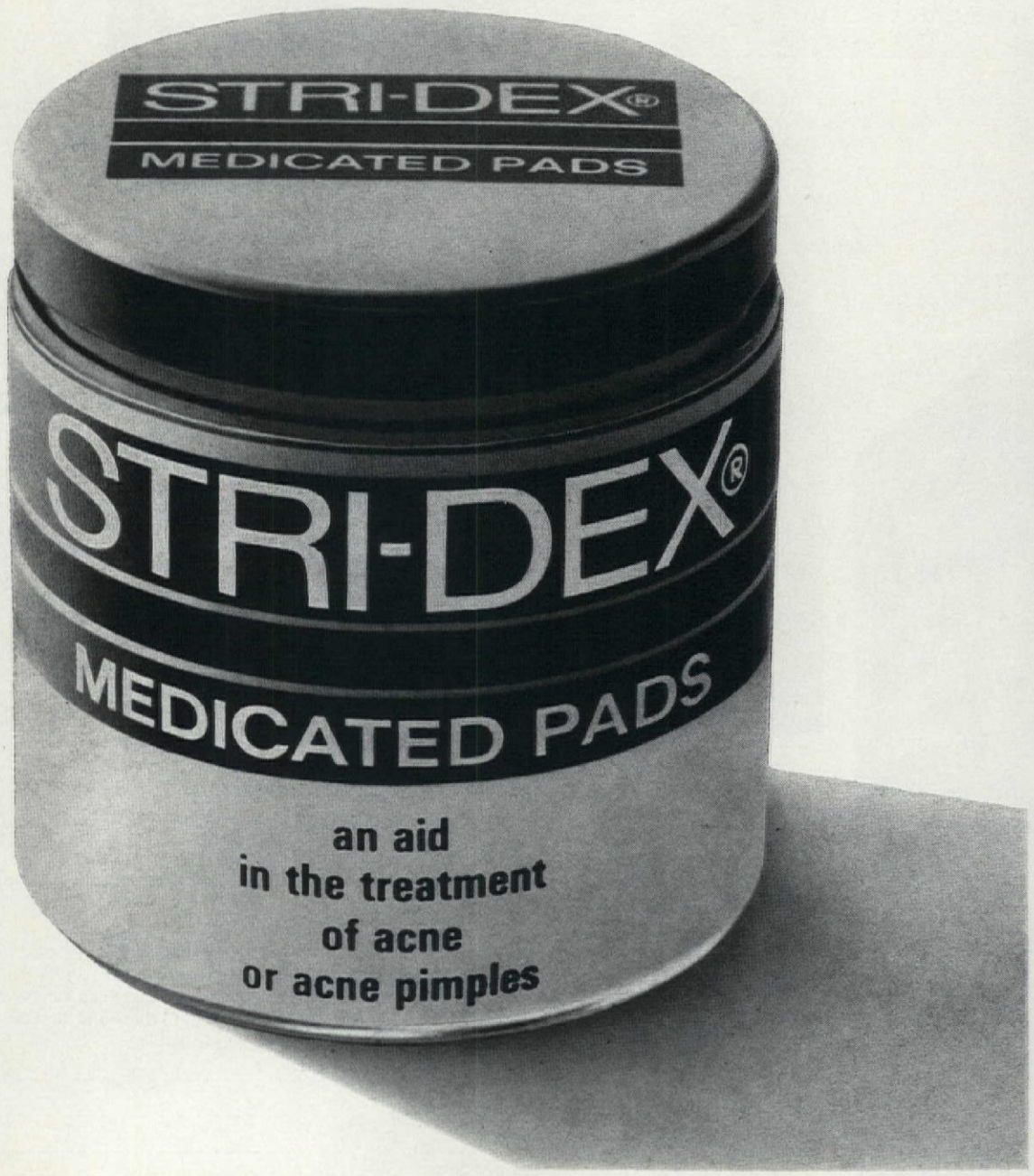

©1968 LEHN & FINK PRODUCTS

THE FAMILY PET
By PATRICIA O'KEEFE

FIRST AID FOR PETS

Home remedies cannot take the place of the expert advice and care of a veterinarian when your cat or dog is injured or ill. However, first aid helps relieve pain quickly—and may even save his life if he's involved in a serious accident.

Minor cuts and bruises can be treated at home much the same way you soothe skinned knees and bumped heads. When the skin is broken, cleanse the wound with soap and water or with mild antiseptic such as peroxide or boric acid. Other antiseptics should not be used unless a veterinarian prescribes them. An animal will lick his wounds which usually aids healing but examine him every day to be sure that an infection does not set in.

Burns can also be treated at home if they are not extensive. Wet packs of a strong tea solution or diluted baking soda relieve the pain. Grease or ointment should not be used.

Insect stings can make a pet miserable in summer. Keep flies and mosquitoes away with a repellent spray. Caution: use only those sprays made especially for animals; others are poisonous when inhaled or licked off the coat. Unless the pet is stung near the eye or—this happens sometimes—swallows a bee, a bee sting is not too serious. A paste of boric acid or ice packs will reduce pain and swelling. Stings on the head or in the mouth need the attention of a veterinarian.

SERIOUS TRAUMAS

Auto accidents are probably one of the most common causes of death and serious injury. When an animal is hit, there may be broken bones and internal injuries. Keep him quiet and warm and take him to a veterinarian as quickly as possible. To avoid further injury while traveling, place him very carefully on something rigid and flat and wrap him in a towel or blanket. Give first aid to stop external bleeding.

If you discover your pet eating a poisonous substance, call the veterinarian immediately for an antidote. If help isn't immediately available, induce vomiting with salt or peroxide mixed with equal parts of warm water.

Puppies will chew practically anything, including electric cords. Electric shock can daze him or knock him out completely. Whatever you do, before you touch him unplug the cord, using rubber gloves or a thick pad of cotton material.

If a whiff of ammonia doesn't revive him he may need artificial respiration. Stretch him out on his right side with head and neck extended and press down suddenly but gently on his ribs. Keep pressing and releasing at a rate of 20 or 30 times per minute until he begins to breathe.

CONTROL YOUR PET—AND YOURSELF

When a dog is in pain, he may be excited and hard to handle. You can improvise a muzzle for a dog with a long strip of material. Wrap the bandage around his jaws and tie the ends at the back of his neck. To restrain a cat, wrap him securely in a small blanket or bath towel. Fasten the wrapping with safety pins.

After any kind of accident, a cat or dog may go into shock caused by pain and fear. Numbness, dazed expression, shivering, weak pulse, and shallow breathing are the symptoms. Without prompt treatment, shock may cause death. Keep your pet warm and lying down with his head slightly lower than his body. A little strong coffee or whiskey can be given as a stimulant providing he is able to swallow. Don't try to force liquid if he is partially unconscious.

Above all, when administering first aid, keep calm. Animals are particularly sensitive to the mood around them. Speak softly and soothingly. Assurance that help is at hand is good medicine too.

AUTUMN LEAF, one of four distinctive patterns in the new Filon Carousel series. Pattern design and patio by Lloyd Faulkner, A.I.D.

Elegant Living! Either way you look at it—outside, inside—with new translucent *Filon-Stripes*

The colors are striking and beautiful, but Filon-Stripes have an added magic quality that's hard to photograph. The strong fiberglass panels softly transmit light, banishing patio darkness. Result—elegant, light-filled living accented with beautiful and lasting year-around color!

There are four distinctive Filon-Stripes patterns, all in rich (and durable) earth and sky colors that let you take your outdoor decorative color scheme right from nature. The Autumn Leaf pattern is shown. The others: Red Oak, Driftwood, Bluegrass. The cost? You'll be pleasantly surprised when you visit your dealer.

Beginning to see a patio idea for your home? There are a good many more ideas, including carports, fences, screens, storage shelters, and pavilions in our free *Patio Planning Kit*. The kit is an idea-starter complete with Decorator Guide, Color Selector, Building Plans, and Materials List.

Filon-Stripes and the free Patio Planning Kit are available right now at leading building supply dealers. Or use this coupon.

FILON
DIVISION OF VISTRON CORPORATION

Dept. B8, 12333 S. Van Ness Ave., Hawthorne, California 90250

Please send me your free Patio Planning Kit with pictures and plans of new Filon-Stripes.

Name _____

Address _____

City _____ State _____ Zip _____

Announcing: the day you can do away with the wine guide.

The label on a Taylor red dinner wine is classically simple. There's Burgundy—hearty, deep-red. Claret—crisper, drier. Our new one—Lake Country Red, delightfully in-between. And delicate, all-purpose pink Rosé. (And we even price them all the same.)

No pocket guide needed.

No tongue-twisting names you need a cram course in languages to cope with.

How nice for you.

Back at the winery, things are not so simple.

To start with, we take only the choicest grapes from our famed Finger Lakes vineyards. (You're really drinking 4 generations of American history.)

Then we patiently blend a variety of them from different years. So the fine character of America's favorite premium-quality wines never varies.

Your every sip is our best.

Not every vintner can say that.

We uncomplicate wine

For Copy of "Wine—Uncomplicated" write Dept. AR, The Taylor Wine Company, Inc., Vineyards and Winery, Hammondsport, N.Y. 14840

HOW TO REFRESH TIRED LAMPSHADES

Do you have a lampshade that's perfecty scaled for a particular lamp base but soiled enough for the trash can? If so, take a look at our suggestions for rejuvenation and hold on to that shade, it can have a new life.

FABRIC SHADES

If the shade is fabric stretched on a frame you can dry-clean it with a good cleaning fluid. Brush off all loose dirt and clean the shade with a toothbrush dipped in the cleaning fluid. (Clean the brush as you go along so it won't soil the shade further.) Then wipe with clean cheesecloth dipped in clean fluid. When all soil is removed, wipe the shade gently with a clean, dry Turkish towel to absorb the moisture.

If by any chance the metal shade rims have left marks on the fabric, cover the discolored areas with fancy tape, braid, ribbon, or fringe.

If you have fabric shades that are only lightly soiled, rub over soiled spots with the kind of powder stick used to clean white felt and fabric hats. Allow powder to set, then brush off with a clean brush. Repeat if necessary. As a final touch, go over the shade lightly with the stick; let it remain on 20 minutes; brush off.

Small fabric shades can be cleaned by dipping into a pail or bowl of cleaning fluid. Be sure to do this outdoors and away from any open flame. Dip up and down, and brush very soiled areas with a clean toothbrush. When soil is removed, pat dry with a towel; use an electric fan for drying.

Want to change the color of a fabric shade? Dip a small shade into a bucket of liquid dye. To help the dye dry evenly, use the same method of patting with a Turkish towel and using an electric fan for final drying.

PAPER SHADES

To clean paper shades brush off all loose dust, and wipe off soil with a cloth dampened with cleaning fluid. Allow to dry. If shade requires more treatment to extend its life, here are some ideas.

Spray-paint the shade. Spraying will make the shade opaque, but if you spray the inside white, enough light will be reflected.

Painted shades can be decorated with paste-on trims, braids, ribbons. Rayon bias tape can be stretched flat and glued around the shade.

Try stenciling also. Or apply masking tape to line off a plaid design, and paint between the strips of tape. Dry, then peel off tape gently, from side to side. This method will prevent ruining the newly painted background.

Spatter a shade. You can practice first on a piece of cardboard. First spray on background color; dry. Spray on a light mist of a contrasting color. Just once over lightly, so very fine dots of color spatter on shade; dry. Place shade on its side. Spatter on larger spots of color by dipping a clean old whisk broom into paint, and shaking it quickly so spots will fall onto shade. Again practice on cardboard. Dry. Cover outside of shade with wax paper. Spray the inside white.

Just imagine... I-XL's new Caprice is a kitchen you can change whenever you change your mind!

The reason: Interchangeable door panels that you can paint, decorate, wallpaper, or cover with fabric. And you can do it quickly, again and again...whenever the mood strikes you.

To make it even more fun, you have a choice of five insert panel stylings: Plain, cane, filigree, lattice, and facet. I-XL's Caprice comes to you in soft, lustrous white, or with the added gleam of muted gold trim at slight additional cost. Door panels lock instantly in place, remove instantly, too. Caprice is so comfortably priced you can have several sets of panels—for winter, for summer, for special entertaining — for just because!

Caprice. In I-XL's tradition of quality materials, expert workmanship. With cabinet sizes for any kitchen, lovely Lavanities for glamorous baths. See Caprice at your I-XL dealer's. He's in the Yellow Pages. You and Caprice. Imagine!

THE I-XL FURNITURE CO.
The kitchen people with different ideas

For professional planning help, send $1 to I-XL, Dept. 36, Goshen, Ind. 46526 for our book "How to plan a kitchen you'll love."

Name_____
Address_____
City_____
State_____ Zip_____

Decorative Antique Maps

Exquisitely Beautiful Antique Maps in Full Color Especially for Your Decor

Twin Hemisphere Map of the World circa 1651

Set of 4 Rare Decorator Pieces Only

$3 For All Four

Sold in art stores for $15. All 4 in full color, now yours for just $3, while they last. Imagine decorating your home with these superb antique maps . . . Each of these breathtakingly beautiful maps in full color will bring rich new beauty to any room in your home. The character of this fine art is so excellent that they find an enthusiastic audience of art lovers, decorators and appreciative homemakers wherever they are exhibited.

You'll understand why they are so commanding once you see the exquisite craftsmanship employed by the map maker. The small black and white illustrations shown above cannot convey the dramatic beauty and rich engraved look of these magnificent maps reproduced on heavy vellum stock. You must see them in large full color to appreciate their beauty.

Take advantage of this special offer, now while supply lasts. You receive Map of the World, Map of Americas, Europe, Africa. Each of these beautiful antique maps is a large 16" x 24" with lovely borders so good for grouping or in a row. You will be thrilled with the grace and beauty they will add to your home, office or club. This may be your only chance to order.

FREE!

Large 17" x 21" mural of 50 famous sailing vessels on parchment paper includes the first ship to sail around the world. Reg. $5 value, yours FREE. Decorative touch adds distinction and rare beauty to your home.

WORLD ART GROUP **Studio 7-AH**
606 Post Road, Westport, Conn. 06880

Please send me the 4 large Antique Maps in full color for only $3 on full money-back guarantee if I am not satisfied. Also include FREE mural.

Enclosed is $_____.

NAME_____

ADDRESS_____ZIP_____

☐ SAVE! SPECIAL OFFER: Order 2 sets of all four prints for only $5.50 postpaid. Extra sets make perfect gifts.

1968 "ELECTRIC EYE" INSECT TRAP

ATTRACTS and DISINTEGRATES FLYING INSECTS FLIES and MOSQUITOES

• No Dangerous Sprays
• No Old Fashioned Bug Bags to Handle

Now enjoy an insect free safe summer with this new life-time exterminator that works automatically and continuously. Silently attracts and electrocutes all night-flying insects instantly. Electrocutes and disintegrates flies and mosquitoes. No messy bug bags to handle. No dangerous sprays. One of the most effective insect traps available at any price. Safe and sanitary. Used by ranches, large farms, hospitals, factories, food processing plants, homes, gardens. Order now for summer comfort year after year.

- Uses 40T10 blue bulb that attracts and disintegrates all night-flying insects. Doubles as safety night light.
- "Electric Eye" grids (inside unit) kill insects instantly. Built-in converter works on low milliamperes. 100% safe with children and pets.
- All weather unit. Full circle 360 degree range.
- No sprays or dangerous odors. Perfect for restaurants, homes, gardens, shopping centers, motels, drive-ins, food processing plants, dairy barns, service stations.
- Quality all weather decorator finish. Corrosion proof for lifetime use. 10", lightweight. Complete with insect bait tray. Cord and socket UL approved. So effective, works even in hurricane.
- The only insect trap that works 3 ways—attracts, electrocutes and disintegrates flying insects. Also doubles as safety night light. Order now.

WARNING Do not confuse with cheap imitations. Guaranteed. Deluxe styrene finish. Long-life construction.

COMPARE OUR LOW PRICE **Fully guaranteed. Order now.**
Deluxe Styrene finish, lifetime construction . . .

$9.95 plus $1.00 pp and hdlg.

FREE Insect Bait Tray included with your order.

MAIL ORDER TODAY!

B & G DEPOT **Dept. 7-AH, 2 First Street, E. Norwalk, Conn.**

COMMON SENSE AND TABLE MANNERS

BY ELIZABETH C. ROBINSON

The boss's wife has invited you to tea at her private club? You and your husband plan to entertain your daughter's future in-laws at dinner? Perhaps now is the time to review a few of the basic rules of eating conduct, which are considered good table manners at home or in public.

HOW DO YOU USE YOUR NAPKIN?

You should open your napkin when you sit down at the table. Usually the hostess will unfold her napkin first and you follow her lead. If you fold a large dinner napkin in half before you place it in your lap, it is easier to manage. Smaller, luncheon-size napkins can be opened entirely.

A napkin should be used sparingly. It is not used to clean your face from ear to ear. It is not used to remove food from your mouth or to wipe your silver. Remember that your napkin should be almost as clean at the end of a meal as it was at the beginning—and almost as unwrinkled.

Nothing is more unsightly than a used napkin scrunched into an untidy ball in the middle of leftover food on a plate. Keep your napkin in your lap until your hostess places hers on the table, then put yours at your place. It is also more pleasing to the other guests at the table. This is also true of the large paper napkins that are widely used today.

HOW'S YOUR TABLE POSTURE?

You should keep your arms and elbows away from the place setting. In a restaurant it is difficult for a waiter to serve properly if the table is cluttered with parts of you. Never keep your elbow on the table while you lift a fork to your mouth. And don't curve your arm around the plate. Instead, sit comfortably straight in your chair and bring the food to your mouth—not your mouth to the food. Do take care to keep your elbows close to your sides to avoid bumping your neighbor.

BUTTERING BREAD—SERVING YOURSELF

Rolls or bread should be broken, not cut, before being spread. Break off one bite-size piece at a time and butter it on your bread plate. This will avoid leaving a large, partially consumed piece on your plate.

When you have finished with the butter knife, place it across the side of the bread plate or place the blade in the center of the plate, but don't rest the handle on the table.

Often you are expected to serve yourself from a food platter which the waiter takes around to each person in turn. When he offers you the platter, always to your left, take the serving spoon in your right hand, the serving fork in your left. Serve yourself with the spoon, steadying the food with the fork.

IS YOUR GLASS OR PLATE UNSIGHTLY?

You can prevent unsightly marks on your glass or cup if you gently wipe or pat your mouth before drinking.

You should not leave unfinished food or inedible material on the rim of your plate. Fish bones, potato skins, and any remaining food should be placed to one side of the plate below the rim so they won't fall on the tablecloth. The rim is for decoration only and should remain clean.

ARE YOU FINISHED WITH YOUR PLATE?

To indicate that you are finished eating and that your plate may be removed, place your knife and fork together in the center of your plate.

If you merely wish to pause occasionally while you are eating, place the fork tines-down across your knife so that they form an X on the plate. Or place your knife across the right side of your plate and the fork in the center—either method is acceptable and generally understood by waiters.

But whether you are to continue or have finished eating, no part of your knife or fork should touch the table—keep them on the plate without resting the handles on the table.

When you have finished eating you should not push your plate away from you. Not only will the empty space tempt you to lean on the table, but the person near you does not want your used plate in front of him. And of course, it is more difficult for the waiter to reach into the center of the table in order to remove the plate.

AFTER DINNER

Today in most restaurants finger bowls are a thing of the past. Even at many formal dinner parties in private homes they are not often used. But in some restaurants, clubs, and private homes, finger bowls are still used, particularly if boiled lobster or other finger foods are served.

If a finger bowl is served it will come between the main course and the dessert. If it is presented on a plate with a doily, and a dessert spoon or fork, place the doily and the finger bowl to the left of the plate. Put the fork on the table to the left of the plate, the spoon to the right. Now you are ready for the dessert to be served to you.

After dinner, before you leave the table, push your chair quietly out of the way. If you don't do it someone else will have to.

So you see, good table manners are really just common sense. Sensible, considerate, they are intended to make dining a gracious and comfortable experience for everyone concerned.

BOOKS AND BOOKLETS

ooks have always offered people va-
ations from the ordinary.
nd today they can actu-
lly help you get to one
f those far-away places
. . or simply better enjoy
our stay at home. This
nonth's selection of books
ffers just a glimpse of the
uidebooks now available.
or a better look, take a trip
o your local bookstore . . .
t's an easy journey

OOKS

arm & Ranch Vacation Guide. Would you enjoy leeping in a covered wag-
n for a few nights, square
lancing, eating by a camp-
ire? Or are you more in-
lined to swimming, hiking,
orseback riding, swing-
ng lazily in a hammock,
r roaming about a large
ountry farm? Whatever
our choice, if you'd like
o discover America's rural
reas, this 112-page paper-
ack has many suggestions
f interest. It gives details on
00 recommended farms,
anches, and lodges in 50
tates and Canada where
ccommodations are open
o paying guests. And the
ariety of guest facilities is
arge—spare rooms in the
amily homestead of an
perating farm or ranch,
omfortable quarters at a
lude ranch or lodge, cot-
ages and cabins for a fam-
ly or group, and un-
rowded camp and trailer
ites on farm and ranch
roperty. If you want to
ruly get away from it all,
his book may convince
ou it's easier, less expen-
ive than you ever imag-
ned. $1.50, Rand McNally.

ravel Trailer Guide is an-
other of Rand McNally's
ine contributions to the travel scene.
t takes the work out of planning for
mobile vacation by listing 10,000
travel trailer parks with 250,000 trailer
ites. There are directions on how to
get there, information on park regu-
lations and facilities. The listings in-
clude private, municipal, civic, state,
and national park facilities—with
color maps locating them. $3.95.

Mobil Travel Guide (1968). Where to eat and sleep? What to see and do? How to get there? What does it cost? These are some of the travel questions answered in the tenth edition of the Mobil Travel Guide. Published in seven regional editions, the guide includes approximately 1500 recommended lodging and dining facilities, thousands of tourist attractions, sports facilities, and scenic areas. Other features include road atlases, major city maps, scenic motor-tour maps. An added feature of the guide is the check mark rating, designating which restaurants, hotels, and motels are particularly good values. $2.50 per volume, Simon and Schuster.

These books may be ordered through your local bookstore.

BOOKLETS

Covered Barbeque Cooking. The easy-does-it ideas in this booklet will save you time and charcoal. Recipes include the exact number of briquettes to use and timing directions that will take the guesswork out of outdoor cooking. And with covered barbecue cooking—whether you're roasting, grilling, or smoking—there's no danger of flare-ups. What's more, the recipes are good! Send 50c to Weber-Stephen, 100 North Hickory, Arlington Heights, Ill. 60004.

The Flavor of American Tradition is uniquely evident in this collection of recipes and folklore featuring cornmeal and hominy grits. Besides classic dishes like Dixie Fried Chicken and Hush Puppies there's a miscellany of recipes from appetizers to desserts—for traditionalists, Indian pudding, spoon bread, and scrapple; for youngsters, Batter-Dipped Hot Dogs; for all ages, Grits Fondues Mignonnes and Chocolate Plantation Pudding. If you'd like to know how anadama bread got its name, why hot breads symbolize Southern hospitality, or even the difference between cornmeal and grits—send for this colorful booklet. Free from Home Economics Dept.-AH, The Quaker Oats Co., Merchandise Mart Plaza, Chicago, Ill. 60654.

42 Hot Potato Ideas—with no peeling, no storage, waste, or spoilage problem. All the recipes in this colorfully illustrated booklet from Betty Crocker use one of three packaged potato products—scalloped, au gratin, or mashed—to create wonderfully original soups, salads, meat-and-potato and vegetable combination dishes. Free from General Mills, Inc., Dept. 285, Minneapolis, Minn. 55440.

Open the Door to Herculon is a booklet of carpeting ideas for every room in the house, giving advice and tips on all phases of carpet buying—padding, color, installation, and care. Includes a glossary of common carpet terms. Free from Hercules, Inc., Fibers & Film Dept.-AH, 910 Market St., Wilmington, Dela. 19899.

Traveling With Your Dog can be fun according to this informative manual that covers travel by air, rail, and ship, as well as by car. It explains what preparations to make, health and quarantine laws to note, and lists a dog's traveling needs. Also advises what to do if he gets lost. Send 25c to Dog Owners Guidance Service, Dept. AH, 800 Second Ave., New York, N.Y. 10017.

The one denture cleanser that really makes a difference!

Mr. Bill Adler says . . .
"The difference is the confidence I feel, all day long. Now that my dentures are really clean, odor-free."

Mr. Adler is just one of millions of denture wearers who feel that Polident Tablets is the very best cleanser they can buy.

Polident's exclusive effervescent formula starts to clean instantly, working to wipe out the worst denture stains and odors.

In only minutes, you'll see the difference. Your dentures are sparkling clean and fresh.

Good Housekeeping

POLIDENT denture cleanser TABLETS

INVITATION

DO YOU LIKE TO TALK BACK . . . to have your opinion listened to and acted upon? Then join *American Home's* Reader Panel group. Since you take a lively interest in your home, your family, your community—we're offering you the opportunity to comment on them. If you would like to know the details of this exciting new program, just fill in the coupon opposite and you'll be hearing from us soon.

American Home Magazine, Box RP
641 Lexington Avenue
New York, N. Y. 10022

Please send me information about *American Home's* Reader Panel program.

name

address

city state zip code

Use

TRADE MINWAX MARK

WOOD FINISH

for a beautiful, easy-care finish for floors, antiques, unfinished furniture, paneling.

MAIL THIS FREE COUPON

MINWAX Co., Inc., Dept. AHS8
72 Oak Street
Delawanna, N.J. 07014

Send booklets on Minwax Method of Wood Finishing with Color Card. Also address of my nearest dealer:

Name.....

Address.....

City.....

State.....Zip.....

NEWS AND NOTES

We had a lively discussion with ladies of the homemaker crowd. The subject: how to make houses a happier place to keep house in. This had nothing to do with philosophical issues between the sexes. It concerned only the physical surroundings and how we live with them each day. Admittedly the daily routine of household activities—cleaning, cooking, laundry—can weigh heavily and often. Is it possible to make it less weighty? Conclusion from a long and almost couldn't-get-a-word-in-edgewise discussion . . . try something different. Make changes . . . all small things, of course. Hang a new painting in the kitchen, change the color of your pillows, expand your kitchen inventory with a new utensil or two to add new dimension to your menu planning. An omelet pan, springform pan for cheese cake, a bundt pan for a new shape in pound cakes, for example. Make things look and work differently with little changes and it might change your attitude. We thought it a good idea and pass it along to you.

Also talked with a number of apartment dwellers who are getting more and more irate about garbage disposal. Seems to us that being subjected to piles of garbage

and the threat of disease because of infrequent pickups and sanitation strikes is intolerable. The same is true for home owners in certain other areas. Regulations of one kind or another still exist that prohibit the use of garbage disposers—either because they could over-tax existing sewage facilities of some communities or that presently installed septic tanks are too small for them. It still baffles us why these efficient, convenient appliances aren't planned for as a sanitation must in all new housing projects and urban redevelopment proposals—as they are planned for and indeed required in a few forward looking communities.

Time for some product news: Oneida has introduced gold electroplated flatware, called 1881 Rogers—lovely and elegant! $50 for a 24-piece service for four.

A jet-air stove for campers (and cook outers) who want speedy action. This intense-heat camp stove burns charcoal or even wood chips and twigs. It consists of two stainless steel perforated bowls that hold the charcoal and a battery-operated fan that creates a continuous draft. Ten by 22 inches in size, it is claimed to produce a cooking-hot fire in two minutes—a perfect companion to the outdoor grill and brazier. It sells for about $24.95. By Thermos.

In our Winter issue, we reported that microwave cooking has improved. We're pleased to report progress in the electronic cooking field. Amana has announced plans to distribute nationally its highly successful portable Radarange. RCA is manufacturing a new electron tube for electronic ovens which, according to RCA, could reduce the cost of electronic ovens somewhat. In the midst of the new product introductions—rumblings of a future electronic oven-gas range combination! Those electric combinations on the market now seem to be going strong. We read a report that General Electric sold four $1000 models in one day, following a store demonstration.

Available now—Roper's new gas self-cleaning oven in a free-standing 30-inch range (that puts it in a medium-price range). It needs no special venting; cleaning takes from one-and-a-half to two-and-a-half hours, depending on soil. Cost to clean—2c based on average gas utility rates.

New appliance: Seal-A-Meal allows you to do just that. Put meal-size portions into a Seal-A-Meal plastic bag. Seal it, refrigerate-freeze it. Reheat portions by dropping bags in boiling water—then serve. By Dazey, the sealing appliance is around $20. Eighteen 8x12 jumbo bags sell for $1.98. Also available in medium and large or mixed assortment.

From Betty Crocker—Bac Os. New crispy bits with a flavor like bacon, made from vegetable protein (soy vegetable protein, spun into fibers). Does not contain any meat or animal fat, has Kosher symbol of approval, and requires no refrigeration. Used for a variety of recipes calling for crumbled bacon. A jar of 3.25 ounces is about 69c.

Cake news from Pillsbury . . . Angel Food Cake Mixes have a new personality. Retaining the excellent one-step method, a new combination of ingredients and mixing instructions builds in more tolerance. Less chance for overbeating . . . more moist and tender.

You might like to order the new consumer booklet on meat buy-

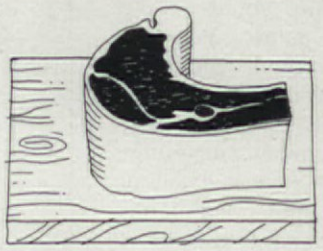

ing. Send a postcard to the Office of Information, U.S. Department of Agriculture, Washington, D.C. 20250. Ask for *How To Buy Beef Roasts,* Home and Garden Bulletin No. 146. (Include your zip code.)

A delicious way to beat the heat is to serve meals that "cook" in the refrigerator. Condensed soup comes immediately to mind. The wide variety of soups makes possible a multitude of refrigerator dishes that can tempt summer-jaded appetites. Use them as short-cuts to summer cooking. Here's one recipe: Combine 1 can (10½ ounces) condensed cream of celery soup, ⅓ cup chili sauce, ½

teaspoon lemon juice, ¼ cup diagonally sliced green onion, 2 tablespoons chopped green pepper. Chill. Place salad greens on 4 plates. On each, arrange a layer of lettuce, crabmeat, tomato wedges, and hard-cooked sliced egg. Pour dressing over. 4 servings.

Virginia T. Habel

You know it

Dial's all by itself! Dial's the only soap with AT-7. The very thing to X-out bacteria that cause odor. One less worry to live with. And Dial's protection stays right with you. Now you know.

Aren't you glad you use Dial Soap!

(don't you wish everybody did?)

FURNISHED IN
EARLY AMERICAN?

Send 25¢ For Our Big Handbook-Catalogue "1,000 Pictures Of Basic Items For Furnishing An Early American Home"

Everything in Early American. All by mail at modest prices. Money-Back Guarantee includes shpg. chgs.

HUNDREDS OF GIFTS WITH AN EARLY AMERICAN FLAVOR

STURBRIDGE YANKEE WORKSHOP
the Nation's Center for Early American
478 Brimfield Turnpike, Sturbridge, Mass. 01566
50,000 people a year visit our Shop

BIG $2.00 BOX of New 1968 Christmas Greeting Cards FREE To Help You MAKE EXTRA MONEY

Pays Full $1.00 Profit Per Box!

It's easy to make $10.00 on 10 boxes, $40.00 on 40 boxes. $250.00 on 250 boxes for yourself or your organization. BIG value $2 Assortment sells on sight. Over 45 Cardinal money-makers to show friends. *No experience needed.* Many exclusive extra-quality, extra-value, extra-profit Assortments, as many as 30 cards for $1.25.

MAIL COUPON NOW to get 3 best-sellers on approval with your FREE $2 Assortment. PLUS FREE Exclusive Personalized Card Album of 82 big profit Selections and handy Carry Kit FREE. Send no money. Act Today.

Send for $2.00 Box FREE

CARDINAL CRAFTSMEN, Dept. 18-J
1400 State Ave., Cincinnati, Ohio 45214
Send handy, introductory Money-Making Kit on approval with FREE $2.00 box, FREE Cardinal Carry Kit and FREE Personal Album.

Name_____
Address_____
City_____ State_____ Zip_____

EARLY AMERICAN LADDER BACK CHAIR

AN OLD TIME VALUE $9.95

FULLY ASSEMBLED
Height 42", Seat 17½" w., 14" d. x 17½" h.
Direct from workshop to you.

An incredible price for a ladder back chair which features such hand workmanship, such built-in value, such a beautiful hand-woven fibre rush seat. Handmade of solid native hardwood for generations of use . . . lowest-priced chair with this desirable seat.

Unfinished, ready to paint, stain, wax or oil . . . **$9.95**
Natural Finish (blonde) . . . **$10.95**
Maple, Walnut, Pine or Black Lacquer finish . . . **$13.95**
Antiqued Finish: Moss Green, Venetian Red . . . **$14.95**

Minimum order TWO. 10% discount on six.
For matching Arm Chair, add $3.00 to above prices.
Prompt shipment. Express charges collect. Send check or money order. Satisfaction guaranteed.

Jeff Elliot Craftsmen
Dept. A-78, Statesville, North Carolina 28677



SALE PEACOCK PLAQUES
REG. $7.98—NOW

Dramatic wall decor at low cost! Majestic wrought iron birds are engraved in fine detail, have matte black finish highlighted in gold. Each piece is a huge 20" x 14". They can be arranged in a variety of ways to fill large wall areas.

$4.98 PAIR
Add 75¢ post.

MONEY BACK IF NOT DELIGHTED

HARRIET CARTER Dept. A768 Plymouth Meeting, Pa. 19462

Get a Big-Pay "Glamour" Job with
STENOTYPE
The Modern Machine Shorthand

Train for a career as Executive Secretary, Legal Stenographer, Conference Secretary, at big increase in salary

Easy to learn at home in spare time

Why be an ordinary stenographer when you can be a high-salaried Stenotype specialist? In thousands of executive offices and convention halls, Stenotype is used for speed and accuracy in the taking of notes, letters, speeches and testimony. Easy to learn, easy to use—even if you've had difficulty with ordinary shorthand. Stenotype machine is included in the course.

SEND FOR FREE BOOKLET

Investigate the many opportunities that await you as a Stenotype specialist. Send for free booklet, "Stenotype for Better Business Careers." LaSalle, 417 S. Dearborn, Chicago, Illinois 60605.

LA SALLE EXTENSION UNIVERSITY
A Correspondence Institution
417 S. Dearborn, Dept. 79-098, Chicago, Illinois 60605

Please send me your free booklet on Stenotype.

Print Name_____ Age____
Address_____
City_____ State_____
Apt. No._____ Zip No._____
☐ If under 18, check here for special booklet.
408

GLASS DISPLAY DOMES

Protect your valuable treasures! For clocks, objets d'art, figurines, wedding cake ornaments. **Walnut, Mahogany** or **Black** finish wood base. Inside measurements. All domes postpaid.

No. 117DS Dia.		Ht.	
3½	x	6"	7.50
4	x	7"	7.50
5	x	7"	9.00
5	x	8"	9.50
5½	x	11"	10.50
6	x	8"	11.50
6	x	10"	13.25
6	x	14"	18.75
7	x	8"	14.50
7	x	11"	17.00
8	x	8"	16.00
8	x	10"	19.50
8	x	12"	26.00
8	x	15"	30.00
8	x	20"	37.00
10	x	15"	34.00
10	x	18"	39.00
10	x	20"	46.00

"Protecto" Watch Domes with hook, walnut base.
4398—3x4¼" **$2.98**
6220—4x6" **$9.50**

Write for FREE catalog of unusual items.
Please, your zip code is required.
Downs DEPT. 3607-B EVANSTON, ILL. 60204

By ANN McLAUGHLIN

SHOP YOUR

AMERICAN HOME MARKET PLACE

LONG STEM ROSES are not a luxury when the flower heads are made of English bone china. Attached to a polyethylene stem and leaves, these pastel rose-colored flowers are lovely to use inserted in a mass of real greens. Each is 17" long by 1¾" in diameter at the head. Wash with soap and water. $10 for 6. Order from Downs, Dept. 3607, Evanston, Ill. 60204.

OLD-FASHIONED SKILL. You can marvel over the deftness displayed by old sailors who carved three-masted ships inside empty bottles. For only $14.95 you can buy one complete. If you would like to make one, send for kit that contains components and instructions. It costs $7.95. Order from Nautical Americana, Dept. AH7, 32 Reni Rd., Manhasset, N. Y. 10030.

ADD SPARKLE to a candlestick by adding a crystal bobeche hung with hand-cut crystal prisms. Bobeche is 3½" in diameter and will fit almost any stick. You may order it hung with eight 2-inch prisms for $3 complete or $5.50 the pair. Longer prisms are 3½" and cost $3.50 each or $6. the pair. Paulen Crystal, AH7, 36 White St., New York, N. Y. 10013.

OZONE FRESH. The air in your house will be crisp and sweet with the aid of General Electric's deodorizer. This unit is fitted to an attractive ceramic cover finished with green glaze over a brown base color. It needs no refills and does not exude a perfumed odor. 4x4½x 5". $12.95 for one. Security Sales Co., Box 1944, Dept. HS, Oklahoma City, Okla. 73119.

GOOD COPY. Use this white china tray with the 6 covered matching pots for serving special desserts like pot au crème or caramel custard. Both the tray and the 5-ounce pots are ornamented with touches of gold. Tray is 10" square. The set makes an attractive, inexpensive hostess gift. $14.95 plus 50c postage. Order from Helen Gallagher, Dept. 407-6222-4, Peoria, Ill. 61601.

Otto Maya

Order merchandise from the Market Place by sending your check or money order to the company mentioned. Unless otherwise stated, postage is included in the price. Anything not personalized may be returned within seven days for a full refund. Please add sales tax where necessary.

INTRIGUING IDEA. Change the plain-Jane electric switch plate for the sugar scoop made of pine finished in honey tone. You can fill the bottom with ivy or philodendron or use it as a hidy-hole for keys. It will add a Colonial touch to your Early American room. 12x4x 2½". $2.98. Order from Crescent House, AH7, 135 Central Park Rd., Plainview, N.Y. 11803.

FOR THE COLLECTOR of salt and pepper shakers, the chanticleer and his lady is a set greatly in demand. Made of ceramic, each 6" high figure is nicely detailed and finished in brilliant colors of red, blue, yellow, and black. You'll probably buy a set for your kitchen and another for a collecting friend. $1.98 plus 40c. Ferry House, Dept. RS, Dobbs Ferry, N.Y. 10522.

FOR EASE IN ENTERTAINMENT use the bar tote. It has two 14½" diameter wooden trays attached to a wooden pole fitted with a brass handle. Finishes are honey tone, maple, antique pine, or walnut. Use lower tray for glasses and canned drinks, upper one for liquor bottles and soda. $13.95 finished. $11.95 unfinished. Yield House, AH7, North Conway, N.H. 03860.

THROW THEM AWAY. You can afford to but we bet that you will keep these thin, shatterproof "drinkers" for quite a while. The 9-ounce hollow stem plastic containers cost only $8.50 for 100; 9-ounce on-the-rocks are $6.50 for 100, and the 12-ounce highballs cost $8.50 for 100. Three styles: $21 for 300. Gold Drum, AH7, 3308 Grant Build., Pittsburgh, Pa. 15219.

PORTRAIT OF HIS SON by Renoir. This is an enchanting picture of a boy dressed in clown's motley. The silk-screen reproduction on canvas is faithful in detail. 16x22", it is important enough in size to use as a focal point on a desk or table. Predominant colors are green and blue. $5.95. Lambert Studios, Dept. 51, 336 Central Park West, New York, N.Y. 10025.

Sleeps 2, seats 3 or 4 . . . and fills a corner of your garden with the brilliance of a tropical rainbow. The gayest multi-color hemp in all of Mexico has been twisted and braided by hand into this hammock! A big 127" long, it has heavy woven rope ends. Lets cool breezes circulate thru as softly woven hemp gives contour comfort of sleeping on a cloud. Handmade and weatherproof. Easily fastened to shade trees or posts. Perfect for that summer siesta! Colorful! Order #7751, $3.98 + 35¢ shipping.

Foster House Dept. 407, Peoria, Ill. 61601 *Please Include Your Zip Code* **Write for FREE Catalog**

COOK BOOK RECIPE RACK

FINISHED OR IN KIT

Designed to hold all your culinary reference material in one handsome, efficient center. Cookbooks (all sizes) fit in top, twin drawers hold 3"x5" recipe cards (index cards incl.). Hang it on wall or stand on counter—it's perfectly charming either way! Polished honey tone knotty pine or maple, antique pine or walnut finish. 17"H. 13"W. 8¾"D. **$13.25** Postpaid.

COMPLETE KIT: Ready for easy assembly and finish. Simple instructions. **$8.95** Ppd. Add 50c West of Miss.

BEAUTIFUL NEW FREE CATALOG — 700 PIECES Finished and Kit Furniture in Friendly Pine

Include Zip No. Money-Back Guarantee (Not sold in stores)

YIELD HOUSE Dept. A7-8, North Conway, N. H. 03860

CURTAIN CHARM

WITH BALL FRINGE ON UNBLEACHED MUSLIN

20", 25", 30", 36", 40" long **3.00**
2 pairs to window **6.00**
45", 54", 63", 72" long **4.50**
81", 90" long **6.00**
all types 80" wide per pair
Matching Valance 9"x80" **1.50**
Please add 50c to each order for handling and mailing

For years clever New England housewives have made these charming UNBLEACHED MUSLIN curtains for every room in the house. Now you can buy them direct with all the original simplicity, warmth and handmade look. Practical, long-wearing, these unusually attractive curtains of off white muslin with matching color ball fringe retain their crisp appearance with a minimum of care. Also available in bleached white muslin for $1 more per pair. Valance .50 more. *Satisfaction guaranteed. No COD's please. Send check or money order. Write for illustrated brochure showing other curtains, dust ruffles and pillow shams in bleached and unbleached muslin as well as burlap, floral prints, calico ruffles, organdy, Osnaburg, and bedspread fringe.*

COUNTRY CURTAINS
STOCKBRIDGE, MASS. 01262 DEPT. 11

CROSS-STITCH PILLOWS

Decorative designs stamped for easy embroidery on washable basketweave cotton. Complete kit includes stamped fabric, zipper, colorful floss, ball fringe, and simple instructions. Choose Raspberry Red, Williamstown Blue, Olive, or Orange. Pillow form also available.

Pillow Kit, 16" square **$3.95**
Pillow Form **$1.95**

PLEASE ADD 35¢ POSTAGE
Pa. Res. Add 6% Sales Tax. Sorry No COD's

VICTORIA GIFTS
12-A Water St., Bryn Mawr, Pa. 19010

500 RETURN ADDRESS LABELS

50¢
USE YOUR **"ZIP" CODE**
RICH GOLD TRIM
FREE PLASTIC BOX

Quick and handy way to put your name and return address on letters, checks, books, records, etc. ANY name, address and Zip code up to 4 lines, beautifully printed in black on white gummed labels with rich gold trim. About 2" long. Free plastic box for purse or desk. Set of 500 labels just 50¢ postpaid. Shipped within 48 hrs. Money back if not pleased. Don't know the Zip code? Add 10¢ per set and we will look it up. **Send for free catalog.**

Walter Drake 3047 Drake Building Colorado Springs, Colo. 80901

Grow Giant Size Fruit on Dwarf Trees Free Catalog

Stark Bro's world famous fruit tree and landscape catalog free. Stark fruit and shade trees, roses, shrubs and ornamentals.

Glorious full-color, value-packed new catalog from Stark Bro's, America's oldest, world's largest nurseries. 400 varieties to choose from. Discover the difference in Stark exclusives and ordinary nursery stock. This just-published-catalog is free. Just return the coupon.

Harvest Giant-Size Apples, Pears, Peaches, Cherries from STARK DWARF TREES

A 9-tree home orchard on a plot only 20' square. Trees no taller than lilac bush.

Beautiful blossoms in the Spring. Delicious fruit often in only 2 years. Wonderful for eating, canning, freezing or to sell at a profit. You don't need a ladder to harvest fruit from Stark's Exclusive Patented Dwarf Trees. Send for catalog now.

EARN EXTRA MONEY If you want extra money spare time, taking Stark orders, check coupon for FREE Money-Making Outfit!

279

STARK BRO'S Nurseries & Orchards Co.
Box 279, Louisiana, Missouri 63353
☐ Rush All-New Full-Color Catalog...*FREE!*
Miss
Mrs.
Mr. _____ 1st initial 2nd initial last name
R.F.D or St. _____
P.O. _____ State Zip
☐ CHECK HERE for Free Money-Making Outfit.

THE NEWEST ELECTRONIC DEVELOPMENT!

The Amazing Electro-KILLER

HERE IS SCIENCE'S ANSWER TO FLYING PEST PROBLEMS

Electronically Destroys FLYING PESTS OVER A WIDE AREA

MODEL HS-TR (Patents Pending)

• COMES WITH GENERAL ELECTRIC 40 WATT SPECIAL SHAPED ATTRACTION BULB

• NEW (Patent pending) FEATURE: LIGHT CAN BE DIRECTED 180° IN ANY DIRECTION, WITH THE USE OF REMOVABLE SHIELD.

COST LESS THAN A PENNY A DAY TO USE!

- SPECIAL INTRODUCTORY OFFER PR-TR INSECT KILLER at $9.95
- ELECTRO KILLER HS-TR (described above) at $14.95
- ELECTRO KILLER HS-TRB Double Light-Gem at $19.95
- LARGE COMMERCIAL MODEL IF at $22.95
- HEAVY DUTY INDUSTRIAL MODEL IF-IND at $49.95

SPECIAL $14.95 SAVES YOU $5.00

FREE GIFT with each purchase
If you act quickly you can receive a 20-ft. indoor-outdoor fully (UL) approved electric power cord extension for use with insect trap or utility use. This $2.98 value is absolutely free with your purchase.

- Now, for the first time, you can attract and destroy thousands of flying insects at a cost of less than a penny a day. Enjoy indoor and outdoor living free from the misery of fighting off countless pests.
- No time consuming, expensive spraying—no vile-smelling insecticides.
- The special killing rays extend over an extraordinary wide area, fanning out over 360°; or it can be directed in any specific direction so you don't have to kill your neighbor's insects, too.
- Shaped like a beautiful lantern, it is also trouble-free, providing many years of service. While the unit weighs only 3 lbs. it is compactly designed, measuring 10" high x 9" dia.; nevertheless it performs blitz-like action destroying insects before they get a chance to lay their destructive eggs.

Choose Now! PICK THE MODEL MOST SUITED TO YOUR NEEDS

OUR UNCONDITIONAL GUARANTEE Try the ELECTRO-KILLER FOR A FULL 14 DAYS at absolutely no cost or obligation. If you are not absolutely delighted return it by parcel post insured and you will receive full purchase price. With each purchase we include a written unconditional factory warranty against manufacturing defects and repairs for 5 years.

5 YEAR UNCONDITIONAL GUARANTEE

FLYING INSECT CONTROL CO.
433 Maple Ave., Westbury, L.I., N.Y. 11590

AH

Please send me the following:

☐ Electro-Killer HS-TR at $14.95
☐ Large Commercial Model IF at $22.95
☐ Double Light-Gem HS-TRB at $19.95
☐ Heavy Duty Industrial Model IF-IND at $49.95
☐ Special Introductory Offer PR-TR Insect Killer at $9.95

NAME _____ (PRINT)
ADDRESS _____
CITY _____ STATE _____ ZIP _____

© 1968, Flying Insect Control Co.

Draped Figure
WSA Collection

STUDY ART In Spare Time

DO you like to doodle or sketch? Try famous WSA's *new* home study Course in Art. In spare time learn drawing, painting, advertising art, illustrating, cartooning, fashion, TV art. Get a professional artist's case at no extra charge! Send name and address today for FREE BOOKLET. *No obligation.*

WASHINGTON SCHOOL OF ART
Studio 07-002, Port Washington, New York 11050.
Est. 1914. Accredited Member N.H.S.C.

Print Name _____ Age _____
Address _____ Apt. No. _____
City & State _____ Zip Code _____

BUNION NIGHT BANDAGE

Soothes painful bunions while you sleep!

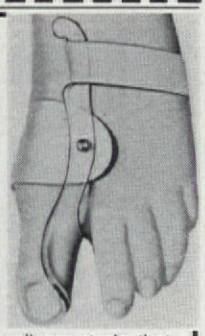

Bunion toe relief! Patented orthopedic bandage urges displaced toe toward normal position while you sleep or rest, relieves strain that causes discomfort and deformity. Bunion-covering pad is soft sheepskin, lined with linen-covered foam rubber; no sharp edges to catch on bed clothes. State (1) man or woman, (2) shoe size and width, and (3) right or left foot.

No. 2232DS, $4.98 each, 2 for $9.85 ppd.
Write for FREE catalog of unusual items.

Please, your zip code is required.

Downs DEPT. 3607-A EVANSTON, ILL. 60204

CANADIAN COMMEMORATIVES

only 10¢

GET SCARCE centennial stamp picturing first Canada (over 100 years old) and other choice issues shown PLUS many more spectacular commemoratives: Graham Bell memorial . . . Arctic Discovery . . . British Columbia Centennial . . . Quebec's 350th Anniversary . . . Gold Discovery, many others. Old, new, all different. Only 10¢. Plus stamp selections from our Approval Service. Buy any or none, return in 10 days. Cancel any time. EXTRA! Color souvenir and story of World's Rarest Stamp. Sorry, only one to a collector.

GARCELON STAMP CO., Dept. 8AHB, Calais, Maine

ELEGANCE YOU CAN AFFORD

Send 25c for illustrated 64 page catalogue. Chandeliers, sconces and candelabra of imported crystal. Wrought iron and early American brass. Designer originals at factory prices. $42.50 to $1150.00. Shipped prepaid, insured, in U. S. A. Satisfaction guaranteed. Elegant designs for over a quarter of a century.

KING'S CHANDELIER CO.
Dept. A-85, Leaksville, North Carolina 27288

Sell GREETING CARDS & GIFTS
Christmas and All Occasion Cards
Jewelry • Stationery • Wrappings • Toys
Over 200 Name Imprinted Christmas Cards

Christmas Ass'ts. $1.00 up

Make Extra Money For Your Organization Or Yourself In Spare Time

No experience needed. Organizations, individuals, shut-ins—all can succeed. Make big profits to 100%, plus Bonus Plan. Write today for samples on 30 day trial and Free Color Catalog, Free Name Imprinted Christmas Card Album, Gift Offer and all Details.

HEDENKAMP, 361 Broadway, Dept. AH-42, New York, N.Y. 10013

Mail Coupon Today
Name.....
Address.....
City, State, Zip Code.....

COLORFUL PEACOCKS made of fine quality earthenware are handsomely finished in brilliant colors to show off all the fine plumage of these spectacular fowl. A facing pair is arresting on a sideboard or serving table or on the mantelpiece over the fireplace. Buy several pairs for wedding gifts. $4.63 the pair. Harriet Carter, AH7, Plymouth Meeting, Pa. 19462.

HOSTESS AID. Between courses at any meal you can keep the table neat and shipshape with this attractive brush and tray set. Each piece is made of tarnish resistant silver plate. Brush has white, sturdy bristles. Tray is 6x6½" and brush is 8¼" long. $7.95. An excellent hostess gift. Order from Alexander Sales, Dept. AH7, 125 Marbledale Road, Tuckahoe, N.Y. 10707.

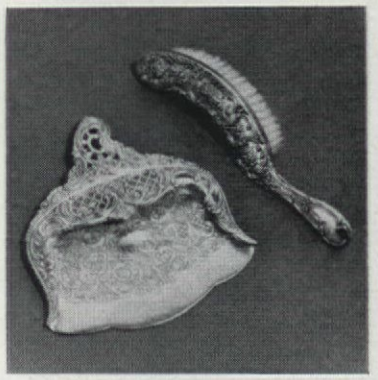

DAISY WALL CLOCK. The sunny face of this clock will always tell the correct time because it conceals precision electric works. 9" in diameter, it has white petals printed with hours, red hands that indicate the time, a dependable second hand, and a bright yellow center. Electric cord is six feet long. $5.98. Miles Kimball, 126 Bond Street, Oshkosh, Wisc. 54901.



PEDESTAL TABLE. Faithful reproduction of a Victorian two-drawer table is executed in solid mahogany. Rose pulls are carved mahogany and top is white Carrara marble. This is a useful piece to use singly or in pairs in any room. 18" wide, 14" deep, 28" high. $99.95 for one table. Exp. coll. Order from Magnolia Hall, AH7, 726 Andover, Atlanta, Ga. 30327.

FROM THE FAR EAST. Embroidery worked in gold-colored bamboo fiber on handwoven black cloth makes an arresting display. This Eastern scene comes mounted and mat framed to use as table art or to hang singly or in a group with other pictures. 14x17", it conveys a pleasant serenity. $2.95 plus 35c postage. World Art Group, AH7, 2 First St., Norwalk, Conn. 06860.

FOR FESTIVE OCCASIONS such as birthdays or anniversaries when you want dessert to look gay, serve a cake surrounded with bright-colored wooden chicks that hold tiny candles. One chick perched on a cupcake adds glamour too. These come in assorted colors and are each about 1" high. $1 for 12. $2.89 for 36. Foster House, 407-7824-6, Peoria, Ill. 61601.

Finally Released In This Country!

SWEDEN'S MIRACLE FOOD THAT MAKES SKIN LOOK YOUNG AGAIN

Clinical tests by leading medical authorities prove that new discovery of natural food ingredients helps solve the problems of lines, wrinkles, and flabby, dry skin—ACTUALLY MAKES YOUR SKIN LOOK UP TO 15 YEARS YOUNGER!

Before you read another word of this exciting news release—let us set the record straight on some startling medical facts just recently published. Briefly stated it reads like this: Thanks to new scientific breakthroughs, medical science now considers a woman of 60 to be just approaching middle age!—a woman of 45 to be just reaching her prime years of youthful beauty—and a woman of 30 to 35 to be a mere "newlywed" when it comes to the appearance of her skin! I know that at first glance this may sound overly optimistic on the part of medical science . . . but not when you consider the following events that have just taken place. Not when you realize that medical science has at last tracked down the 2 factors in nature that cause your skin to age—has found a new way to cope with them—and a new way to help reverse this aging appearance in just a matter of days!

(New York, N.Y.); At a dramatic news conference today, it was revealed to America how a leading European specialist disclosed that science has finally discovered how to restore youthful beauty to aging skin—and without the use of old-fashioned make-up, beauty creams and cosmetics that only attempt to mask complexion problems, instead of solving them. The secret is a new scientific development based on a new food discovery. Yes, a totally new approach to the problems of aging skin—a chemical food formula that has been used in university tests, hospital tests and laboratory tests to actually make your skin look younger . . . up to 15 years younger, IN JUST 10 TO 30 DAYS.

Then right before the eyes of the assembled reporters and beauty editors, it was revealed how this world-famous research scientist made a 39-year old woman look 14 years younger with simple 5-minute treatments.

"IT WAS LIKE WATCHING A WOMAN GROW A FRESH, NEW SKIN"

After filling in the reporters on the background of the test-subject (39 year old Mrs. H. Dorland), we were told of the varied skin problems this 39 year old woman had suffered from . . . skin problems typical of women 30 to 65. Problems like stubborn wrinkles in the forehead . . . unattractive crow's feet about the eyes . . . deep, furrowing lines extending from nose to mouth . . . sagging, flabby skin under the chin . . . and dry, aging skin. Then, with a series of clinical photographs he demonstrated this remarkable food discovery.

First, he disclosed how he took a soft whitish mixture from a jar and began lightly spreading it over Mrs. Dorland's face. Softly patting it on—never rubbing it in . . . never massaging. Then he described how the white mixture began to slowly disappear as it penetrated deep down into the woman's skin. Then he showed us actual slides made during the test.

First, we saw proof of how those stubborn wrinkles started to fade away . . . until that 39 year old forehead seemed almost clear and unlined as a baby's. Next, the scores of unattractive crow's feet appeared to melt away before our very eyes. Then, the deep, ugly lines around the nose and mouth seemed to actually vanish in just a matter of hours . . . and her entire facial area was smoother, more even . . . softer to the touch . . . more flattering to the eye. And then to our utter amazement, the sagging, flabby skin under the chin . . . the loose, aging flesh at the neck seemed to grow tighter, firmer . . . until the chin and neck looked like those of a woman of 25. And finally, Mrs. Dorland's entire complexion began to glow with such a fresh, vibrant youthfulness that you could hardly believe it had ever been tired, dull and dry. **Yes, this new scientific discovery had transformed the 39-year-old Mrs. Dorland into a lovely 25. (Before our very eyes we had seen living proof of how she actually looked 14 years younger!)**

A DOCTOR EXPLAINS . . .

The amazing transformation you have just been witness to may seem like a miracle to unscientific eyes, but it is really a simple, natural process based on medical facts scientists and doctors have long suspected . . . *but only recently have finally proven true.* Let me explain:

"You see, as we age muscles and glands beneath our skin start to shrink in size. Instead of staying firm and taut (like in childhood)—they grow soft and flabby . . . and start to collapse. As they collapse—hollows, lines and wrinkles form—your skin loses its elasticity—and soon you are plagued with those tell-tale lines and signs of age that broadcast your years to the world. What causes this skin tissue collapse?—NOT a lack of moisture as you so often have been wrongly led to believe; because if only moisture was needed, you should simply rinse back the lost years of youth by merely washing your face with soap and water. **NO—it is not moisture, but a gradual diminished supply of essential nutrients your body is no longer able to supply to the tissues of your skin. In other words, your body literally starves your skin into aging.**

CAN NATURE BE CHANGED?

But what if medical science proved to you that with a newly discovered food formula you could NOW actually diminish the ravaging effects of this aging process . . . actually restore the youthful vibrancy to your skin. What if medical science demonstrated to you how with a thrilling new food discovery compounded of natural food ingredients you could actually promote and encourage the appearance of fresh, new skin beauty . . . actually smooth away the coarse, rough surface tissue that for years have been masking the glow of your natural complexion . . . yes, actually revitalize and replenish the beauty of your skin so that all those lines and signs of age begin to vanish in an incredibly short time. And what would you say if medical science told you that when research scientists took this newly-discovered food formula . . . put it into a chemical concentrate base that could be applied directly to the skin . . . youthful skin beauty began to bloom again on virtually every woman tested.

AT LONG LAST—SCIENCE FINALLY SOLVES ALL 7 OF THESE AGE-REVEALING PROBLEMS

1. Lines on the forehead
2. Lines at the corner of the eyes
3. Lines under the eyes
4. Lines around the nose
5. Lines nose to mouth
6. Lines around the mouth
7. Lines on neck, under chin

Yes, in both clinical and laboratory tests . . . when a super-powerful chemical concentrate of these miracle-foods was applied directly to the skin it went to work in an amazingly short time to help restore the vital vibrancy of dull, tired skin . . . restore fresh, youthful beauty . . . and help end that dull, aged appearance of lines, wrinkles and crow's feet ONCE AND FOR ALL!

NOW LOOK UP TO 15 YEARS YOUNGER WITH SPECIALIST'S 5-MINUTE TREATMENT

The name of this newly-discovered chemical food concentrate is NUTRIVENA B25 . . . and never before has medical science been able to even approach the miracle results this great new discovery delivers. Yes, whether you are only a woman of 30 who is first starting to disclose the first faint ravages of time . . . or even a grandmother who never believed you could look young again . . . here is the miracle that modern science now offers you.

If you are in your thirties you will see all those aging effects of lines, wrinkles and crow's feet start to disappear ALMOST IMMEDIATELY. If you are in your forties . . . you will see that dry, sagging skin under the chin and neck start to appear smoother, fresher, tighter and tauter in a matter of days. And even if you are 55, or 60 or even 65 years old . . . you will see the horrid aging effects of harsh, ugly lines at the nose and mouth begin to melt away . . . **NOT IN MONTHS—BUT IN JUST 2 TO 3 WEEKS . . . and you'll be astonished to have people think you are actually 15 to 20 years younger.**

NUTRIVENA B25 IS NOT YET READY FOR SALE—BUT FREE-TRIAL SUPPLIES ARE AVAILABLE!

If like most women you have spent fortunes on all sorts of creams, hormones, masques and beauty preparations without real success . . . then here at last is a truly scientific approach to new-found beauty . . . one that has been medically proven can help you recapture 10 to 15 years of youth in less than 30 days. You see, face creams, masques, etc. all fail because they cannot reverse ravaging effects of the aging process . . . they merely attempt to conceal them. NUTRIVENA B25 is the first scientifically sound approach (it has been proven in innumerable clinical tests) for the treatment of aging skin. However, NUTRIVENA B25 is still so new it is still not available in the United States in retail stores . . . and will not be available until the middle of the summer. At that time, NUTRIVENA B25 will sell for $9.95 . . . and well worth every penny. Because here at last is a thrilling new discovery for new skin beauty and new skin youth THAT REALLY WORKS. But if you would like to try NUTRIVENA B25 on a complete free-trial basis . . . without risking a single penny . . . If you would like to see yourself, in the privacy of your own home how it can help you recapture up to 15 years of your youth here is all you need do:

HOW TO TRY THIS BRILLIANT NEW DISCOVERY ON A FREE-TRIAL BASIS —WITHOUT RISKING A SINGLE PENNY

Simply fill out the enclosed reservation priority coupon. Then either send $5.00 or pay postman $5.00 plus C.O.D. postage on arrival. This money is returned to you, if desired, at the end of the 30-day trial period. But we must ask you for it initially as evidence of your good faith.

When your NUTRIVENA B25 arrives simply apply as directed to your face and neck. Make sure you don't miss a single spot . . . a single line or wrinkle . . . or other complexion problems that may have been robbing you of your own God-given natural beauty. And here is that miracle that must happen:

In just days you'll start to see stubborn forehead wrinkles start to fade away . . . crow's feet begin to vanish . . . deep, ugly nose and mouth lines become softer and smoother . . . loose sagging flesh under the chin and neck suddenly take on a new, youthful, firmer appearance. Yes, you'll see new youth restored to aging skin . . . new beauty in as little as 15 to 30 days . . . to your entire face. And remember . . . if you so desire, if you are dissatisfied in any way, you can get your full money back at any time or at the end of the 30-day trial period. Simply send us a letter with the cap from the NUTRIVENA B25 jar requesting your $5.00 back and it will be immediately refunded. You keep the NUTRIVENA B25 as our gift . . . so you are not buying . . . only trying . . . and it doesn't have to cost you a penny. Could anything be fairer?

But supplies are severely limited . . . this offer cannot possibly be repeated . . . SO ACT NOW!

Nuevene, Intl. Ltd. Dept. A-27
543 Madison Avenue, New York, N.Y. 10022

Please send me on the special free-trial basis described above a 30-day supply of NUTRIVENA B25 for which I enclose $5.00 cash, check or money order. I understand that if at the end of 30 days I am not delighted in every way I will receive a full purchase-price refund . . . and NUTRIVENA B25 is mine to keep absolutely free.

Name_____

Address_____

City_____ State_____ Zip_____

☐ **SPECIAL OFFER:** Order 2 jars for only $8.95, a savings of $1.00. Same money-back guarantee.

☐ C.O.D. orders accepted. However due to recent increased mailing costs you pay all postage and C.O.D. charges. Same money-back guarantee. $1.00 deposit required on all C.O.D. orders.

Nuevene, Intl. Ltd. 543 Madison Avenue, New York, N.Y. 10022

FREE to YOU

EVERYTHING YOU NEED TO MAKE THIS PLANTER

when you join the National Handcraft Society

You'll receive a package every month . . . and every package contains an exciting surprise—a Handcraft Kit with *everything* you need to make a charming and valuable keepsake. It may be a lovely apron, or a jewel box, or a perky Snack Hound whose nose lights up. It will always be something beautiful and different. These Handcraft Kits are never sold in stores. They are exclusive creations available to Society members only. You'd expect to pay between $2.98 and $4.98 in a store for the lovely items you'll make—but the cost to you is just $1. Yes, $1 a month (plus 25¢ to defray postage, handling and insurance) is all you pay. And some months you'll receive extra free gifts, too!

Join and we will send you—absolutely free—an *extra* kit: the Coffee Mill Planter shown above . . . plus your first exciting monthly kit. Money back if you're not completely satisfied. Mail coupon NOW to: National Handcraft Society, Des Moines, Iowa 50304, Dept. G-48

National Handcraft Society
G-48 Handcraft Bldg., Des Moines, Iowa 50304
Enroll me as a member for 6 months and send me the Coffee Mill Planter free. I enclose $1 (plus 25¢ to defray postage, handling and insurance), for my first Handcraft Kit, and I agree to send this same amount each month. If my payments do not reach you in time each month, I will receive my Kit C.O.D. I understand that you will not drop me from membership unless I notify you of my resignation and you will return my $1.00 fee for any Kit that does not satisfy me.

NH-12

Name _____ (PLEASE PRINT)
Street _____
City _____ State _____ Zip _____

SPECIAL SALE—$2.20

SILVER PRESERVE OR RELISH DISH
Enjoy using this pretty new silver jam or relish dish with its handsome 4¾" Scarab serving spoon. Exquisitely pierced silver dish is 5¾" diam. with crystal insert. Makes lovely shower, wedding or weekend gift. Fine silverplate by Wm. A. Rogers.

REPEAT OF A SELLOUT! Once again we can fill your demand at our low price, for a limited time.

EXCEPTIONAL VALUE 3 Pc. Set $2.20
Gift Wrapped—Add 30¢ ea. post. & hdlg.
Satisfaction Guaranteed
80 Page Gift Catalog—10¢

***Croydon* SILVERMART, LTD.**
627-631 Kings Highway (Dept. AH 768)
Brooklyn, N. Y. 11223

Make Wine at Home

Federal law permits heads of households to produce, tax free, up to 200 gallons of wine annually for home use. All new VINO KITS include complete equipment for easier-than-ever wine making . . . reuseable fermenting/aging tanks, compact water-seal valves, and a saccharometer to scientifically measure sugar content for finest wines every time.

23-page booklet with all-season recipes provides practical instruction for year'round enjoyment of this fascinating hobby! Satisfaction guaranteed if used as directed.

Standard Kit (Reuseable, 10-bottle capacity) $6.98
Master's Kit (Reuseable, 35-bottle capacity) $9.98
Citation Kit (Reuseable, 75-bottle capacity) $12.98

Vino CORP. POST PAID (No C.O.D.'s)
Box 7885-XA Rochester N.Y. 14606

nowhere else in America . . . such a tremendous selection

Over 2000 Early American Reproductions

The Hard-to-Find Items You've Searched For Available DIRECT BY MAIL!

• Colonial Pine Furniture • Spice Racks • Early Colored Glass • Hand Blown Bottles • Bells • Pewter • Copper Pots and Kettles • Dinnerware • China • Sconces • Hanging Lamps • Clocks • Early Thumb Latches • HL and Strap Hinges • Outdoor Colonial Lanterns • Chandeliers • Pine Spoon Racks • Boot Scrapers • Weathervanes • Andirons • Fire Tools • Shelves • Trivets • Candle Holders • Snuffers • Plant Brackets • Hooks • Switch Plates • Barometers • And everything else you ever heard of!

Old Guilford Forge
78 Broad Street, Guilford, Conn. 06437
N.Y. Retail Store: Purdy Station, N.Y.

SEND 25¢ FOR ILLUSTRATED CATALOG



CURTAIN CHARM
WITH WHITE RUFFLED MUSLIN

Tieback
45", 54", 63"
72" long.....5.50 pr.
81", 90" long.....6.00 pr.

Tier
20", 25", 30", 36"
40" long.....4.00 pr.
2 pairs to window . 8.00
Both types 74" wide per pair

Matching Valance
11" x 74".....2.00 ea.
Add 50c to each order for handling and mailing

Order these BLEACHED MUSLIN curtains with all the original New England simplicity, warmth and handmade look for every room in the house. Practical, long-wearing, these white muslin curtains will retain their crisp appearance with a minimum of care.

Satisfaction guaranteed. Send check or money order. No COD's please. Write for illustrated brochure showing other curtains, dust ruffles and pillow shams in bleached and unbleached muslin as well as burlap, floral prints, calico ruffles, organdy, Osnaburg, and bedspread fringe.

COUNTRY CURTAINS **STOCKBRIDGE Mass. 01262. Dept. 21**

SAVE COSTLY MISTAKES

and disappointment—our professional interior decorating service will design a room for you, creating exciting and personal arrangements, fresh color coordination—a complete design idea to the pictures on the wall.

VILLAGE DECORATOR ENTERPRISES
P.O.B. 18516
3113 S. Perkins Road
Memphis, Tennessee 38118

Our fees $19.95 per room and you must be completely satisfied—no cost or obligation till design is completed. For details clip this ad & attach your name & address & mail to above address.

SECRETS OF TEACHING YOURSELF MUSIC

Revealed in Your Home This Money-Saving Way

YES! Now you can teach yourself to play Piano, Guitar, ANY instrument in your spare time—*even if you've never played a note in your life!* Famous proven Course makes it simple as A.B.C. Pictured lessons show you how. No teacher. It's amazingly fast and easy. Amaze friends by playing favorite music. Write today for FREE new booklet.
U.S. SCHOOL OF MUSIC, Studio 1797, Port Washington, N.Y. 11050.
(Est. 1898. Approved N.Y. State Educa. Dept.)
Accredited Member NHSC. Tear out as a reminder.

POSTERS OF THE PAST

Rare American posters, exact reproduction. New look for home, office, den & school. Exceptional values.

K4—LINCOLN CAMPAIGN POSTER	85c
K6—NEGRO SLAVE SALE POSTER	50c
P1—JESSE JAMES REWARD	25c
P39—BARNUM CIRCUS PROGRAM	50c
C63—CIVIL WAR RECRUITING	35c
R1—AMER. REVOLUTION RECRUITING	50c
P1—AMER. REV. BRITISH RECRUITING	65c
R4—1776. WARNS HOWE coming, etc.	35c
R15—LINCOLN FUNERAL POSTER	55c
C52—SHOWBOAT ILLUSTRATED HANDBILL	75c
C58—UNCLE TOM CABIN, illustrated poster	55c
C30—MOVIE POSTER—1903—rare	30c
C186—RAFFLE OF HORSE AND SLAVE	50c
C1—PLAYBILL, 1st GILBERT & SULLIVAN	35c
C12—AMER. REVOLUTION POSTER, rare	50c
C29—PONY EXPRESS POSTER—illustrated	35c
C41—AUTOMOBILE C OTHING WORN in 1900	25c
C44—ANNIE OAKLEY EXHIBITION	35c
C56—LINCOLN PORTRAIT—WOODCUT	35c
C91—MENU with prices—1814—Prob. 1st one	15c
C137—JEFF DAVIS CARTOON—rare	$1.00
C138—STEAMBOAT POSTER—1811	30c
C155—TEXAS REC RUITING POSTER, Urgent	35c
C168—CUSTER'S LAST STAND—detailed	35c
C172—JULY 4th POSTER—illustrated, humorous	50c
C193—PROCLAMATION, Indian scalp prices	60c
C193—BROADSIDE, 1750, Mass.—oddity	40c
C264—LINCOLN PLAYS BASEBALL—1860	50c
C316—BOARDING HOUSE RULES—1880	35c
C332—CLEVELAND PRES. CAMPAIGN POSTER	50c
C337—EMPLOYEE RULES—1850	30c
C355—KENNEDY—Program—TEXAS DINNER	30c
K9—F ASHION POSTER—1896 lad'es	75c
P2—O LD CALIFORNIA TRAVEL POSTER, illust.	50c
P3—M URDERER OF LINCOLN—REWARD	50c
P5—U.S. REWARD POSTER—wanted	25c
D1—PHYSICIANS HANDBILL—1855—cancer	25c
D4—HOME DENTAL OUTFIT—1890	20c
C73—CIV. WAR NEWS POSTER—Ft. Sumter	35c
C4—N.Y. STAGECO H POSTER—illustrated	40c
COMPLETE CATALOG	25c

Minimum order $2. Add 15c for mailing. Pioneer Hist. Society, Dept. AH, Harriman, Tenn. 37748.

EARRING TREE. For attractive decorating and ease of dressing, why not use an earring tree? This one is made of scrolled metal finished in gold plate. It has four arms that will hold many pairs of earrings for a glittering display. Unusual gift for birthdays or for a hostess. $1. Order from Lillian Vernon, AH7, 560 South 3rd Ave., Mt. Vernon, New York 10550.

BISQUE FIGURINES that have the look of old Dresden china are perfect for you to use in your curio cabinet or on a festive buffet supper table. Authentically costumed down to the tiniest lace ruffle, each figure is 6½" high. The flesh tones and costume colors are beautiful. $4.95 the pair. Order from Colonial Studios, Bank Street, White Plains, N. Y. 10606.

QUEEN ANNE HIGHBOY made of mellow, solid cherry holds its own with 18th-century antiques or the finest reproductions. This is a 12-drawer chest fitted with solid brass hardware. Drawers are dovetailed and dustproof. 35" wide by 18" deep by 72" high. $199.95. Exp. coll. 25c for catalog. Order from Ephraim Marsh, Dept. 577, Box 266, Concord, N. C. 28025.

HUNG UP on trivets, your pots and pans make an attractive decoration. Tree and Ring are made of wrought iron finished in black. $1.95 each. The screws that come with them are easy to attach to base. Other designs are the Eagle, Tassel, Grain, Hex, and Cathedral. Set of any four, $6.60. Artisan Galleries, AH7, 2100 No. Haskell, Dallas, Texas 75204.



PORTABLE HAIR DRYER. You will wonder how you managed to be well groomed before you owned this cosmetic aid. Lightweight and compact, it does as good a job as a full-size dryer. It heats instantly, has three-way push-button switch, and comes in its own case. 3½x5", it's easy to carry. $15.75. Order from Old Pueblo Traders, AHD, Tucson, Ariz. 85716.

MUSEUM PIECE. The original tapestry of the Unicorn in Captivity hangs in New York's Cloisters Museum. You can order an excellent reproduction on canvas and it will only cost you $5.95. Impressive in size (19x28"), it can be framed or used on the wall without adornment. Effect is a potpourri of bright color. Lambert, Dept. 50 336 Central Park West, N.Y., N.Y. 10025.



HIS CALLING CARD engraved on tie clasp and cuff links makes an impressive gift. You can order a sterling clasp for $10 or a 14K gold one for $30. Sterling links are $15. In 14K gold they are $70. Be sure to include his business card with order. Links or clasp are 1¼x¾". Send for catalog. Holiday Gifts, Dept. AH7, 7047 Pecos Street, Denver, Colo. 80221.



FOR PARTY GOODIES use the two-tier server of Castleton white ironstone. Bottom plate is 11" in diameter, top one is 8". The two are joined by a gold-finished stem that is topped off with a sturdy handle. When not in use the stem unwinds to make it easy to store. Height, 14". $4.95 plus 75c. Sturbridge Yankee Workshop, Dept. AH7, Sturbridge, Mass. 01566.



CURRIER AND IVES scenes are popular favorites. These 8-ounce ceramic drinking mugs are decorated with reproductions of some of the old New England scenes. Background is white, prints are in shades of blue. Bases stack into each other. $1.98 for four mugs. Order from Breck's, J31, Breck Building, Boston, Mass. 02210.

CAN YOU BELIEVE IT? An informal service for four with a price tag of $4.95. Four rattan trays, four blue plastic plates, and four 8-ounce mugs come in a carrying case, a perfect kit for picnics. Plates have compartments for food and the mug. Rattan trays have many uses. The Patio, AH7, Old Skokie Rd., Highland Park, Ill. 60036.

LINCOLN CANDLESTICK. This small treasure is an exact copy of a candle holder found in South Beloit where Abraham Lincoln visited on many occasions. Base is made of black-finished wrought brass and hand-polished dark walnut. 4½" in diameter, it is 4" high. $5.55 each. $10 the pair. Carl Forslund, Grand Rapids, Mich. 49502.

ART PRINTS

Direct to you from LAMBERT STUDIOS

full color HAND-SILK SCREENED by master craftsmen IN OIL PAINT ON ARTISTS' CANVAS

By ordering now direct from the publisher's studios in New York you can save up to 75%. Retail prices as high as $35. Yours for as little as **$1.98**

256. VAN GOGH CHURCH AT AUVERS. Silkscreen on ***artists' canvas*** in full color. 18" x 24". *Pub. at $20.00. Only* **6.95**

261. PICASSO *DON QUIXOTE.* Silkscreen on ***artists' canvas*** in black and white. 20" x 24". *Pub. at $7.50. Only* **2.98**

257. RENOIR *GIRL WITH WATERING CAN.* Silkscreen on ***artists' canvas*** in full color. 18" x 24". *Pub. $20.00. Only* **6.95**

254. MONET: *WATER LILIES.* On ***artists' canvas***—striking silk-screen in full color; the master's impression of water lilies in a pool 21½" x 22" *Pub. at $20.00. Only* **6.95**

255. REDON *VASE OF FLOWERS.* Silkscreen on ***artists' canvas*** in full color. 19" x 26". *Pub. at $18.00. Only* **6.95**

247. PICASSO *BLUE NUDE.* Silkscreen in full color on ***artists' canvas.*** 16" x 20". *Pub. at $12.00. Only* **5.95**
186. On paper. *Only* **2.98**

251. SEURAT *LA GRANDE JATTE.* Silkscreen on ***artists' canvas*** in full color. 18" x 27". *Pub. at $25.00. Only* **7.95**

250. MANET *THE PIPER.* Silkscreen on ***artists' canvas*** in full color. 15" x 25". *Pub. at $18.00. Only* **5.95**

260. MODIGLIANI *NUDE.* Silkscreen on ***artists' canvas*** in full color. 15¾" x 25½". *Pub. at $15.00. Only* **5.95**

252. PICASSO *THREE MUSICIANS.* Silkscreen on ***artists' canvas*** in full color. 22½" x 24". *Pub. at $18.00. Only* **5.95**

196. WYETH CHRISTINA'S WORLD. Collotype from the Museum of Modern Art on ***fine art stock.*** Girl in open field of grass in harvest colors. 16⅛" x 24". *Only* **7.50**

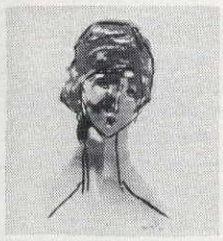

204. MODIGLIANI *SKETCH OF GIRL.* Silkscreen on ***artists' canvas*** in full color 17½" x 27½" *Pub. at $12.00. Only* **5.95**
110. On paper. *Only* **2.98**

258. RENOIR *LITTLE SHEPHERD.* Silkscreen on ***artists' canvas*** in full color. 18" x 22½". *Pub. at $20.00. Only* **6.95**

248. VAN GOGH *IRISES.* Silkscreen on ***artists' canvas*** in full color. 19¾" x 25". *Pub. at $17.50. Only* **6.95**
142. On paper. *Only* **3.95**

209. PICASSO *STUDIES FOR MOTHER & CHILD.* Silkscreen on ***artists' canvas*** in sepia tones. 16" x 20". *Pub. at $12.00. Only* **4.95**
113. On paper. *Only* **1.98**

245. PICASSO *MATERNITY.* Silkscreen on ***artists' canvas*** in full color. 14¾" x 19". *Pub. at $20.00. Only* **7.95**
184. On paper. *Only* **4.95**

253. CEZANNE *STILL LIFE.* Silkscreen on ***artists' canvas*** in full color. 20" x 26". *Pub. at $20.00. Only* **6.95**



217. KLEE *THE LONELY ONES.* Silkscreen on ***artists' canvas*** in full color. 19½" x 27½" *Pub. at $15.00. Only* **5.95**
147. On paper. *Only* **2.98**

216. KOLLWITZ *MOTHER AND CHILD.* Silkscreen on ***artists' canvas*** in black and white. 20" x 24". *Only* **2.98**



219. MARINI *THE RIDER.* Silkscreen on ***artists' canvas*** in full color. 18" x 24". *Pub. at $18.00. Only* **5.95**
153. On paper. *Only* **2.98**

211. VAN GOGH *WHITE ROSES.* Silkscreen on ***artists' canvas*** in full color 25" x 20" *Pub. at $15.00. Only* **6.95**
126. On paper. *Only* **2.98**

234. EL GRECO *VIEW OF TOLEDO.* Silkscreen on ***artists' canvas*** in full color. 20" x 22". *Pub. at $35.00 Only* **9.95**

259. MIRO DOG BARKING AT MOON. Silkscreen on ***artists' canvas*** in full color. 16½" x 20¾". *Only* **5.95**
130. On paper. *Only* **2.98**

212. VAN GOGH *SUNFLOWERS.* Silkscreen or ***artists' canvas*** in full color. 25¾" x 20". *Pub. at $17.50. Only* **6.95**
125. On paper. *Only* **3.95**

230. PICASSO *GUERNICA.* Silkscreen on ***artists' canvas*** in full color. 16" x 35". *Pub. at $18.00. Only* **6.95**
164. The above on paper. *Only* **3.95**



231. PAIR OF MEDIEVAL BRASS RUBBINGS: *KNIGHT AND LADY.* Silkscreen on ***artists' canvas*** in black & metallic gold. 12" x 36". *Pub. at $18.00. Only* **6.95**
165. On paper. *Only* **3.95**

FREE
if your order $10 or more
PICASSO: TOREROS. black & white on fine paper. 20" x 24". *Pub. at $5.00.*

MAIL COUPON TODAY

LAMBERT STUDIOS: A-5,
336 Central Park West, New York 10025, N.Y.
MINIMUM MAIL ORDER $3.00 Gentlemen: Please rush the prints whose numbers are circled. If my order totals $10 or more you will also include my FREE print of TOREROS by Picasso.

The prints I have circled amount to $.....

Plus Sales Tax (when applicable) .....

Plus Handling Charge **45c**

Please add 25¢ per print for delivery outside U.S.

I enclose cash ☐ check ☐ money order ☐ for Total $_____

PRINTS ON CANVAS	204	209	211	212	216	217	219	230	231	234	245
247	248	250	251	252	253	254	255	256	257	258	259
260	261										
PRINTS ON PAPER	110	113	125	126	130	142	147	153	164	165	183
184	186	196									

Name_____

Address_____

City_____ State_____ Zip_____

We do not offer a catalog because our selections are done by hand and constantly changing.

10-DAY MONEY-BACK GUARANTEE

MONEY *for you... your organization*

Sell exclusive, fine quality Personal Christmas Cards. The variety of design and the range of price will please the most discriminating buyers. Also outstanding selection of popular priced Personal Christmas Cards, Holiday Gift items and fine Personal Stationery. There is no better or easier way to earn extra money. Now!

Send For Samples at Once
Season Now in Full Swing

PEERLESS GREETINGS
161 W. Huron St., Dept. A, Chicago, Ill. 60610

NAME_____

ADDRESS_____

CITY STATE ZIP

TRIANGLE STAMPS ONLY 10¢!

Get this big valuable collection of gorgeous, multi-colored, triangle-shaped postage stamps—brought to you from strange and mysterious lands in the wilds of Africa, enchanting Europe, exotic Orient, Congo, Monaco, Chad, San Marino, Malaya, many others—ships, birds, animals, airplanes, etc. **All for 10¢!** Also, fine stamps from our approval service which you may return without purchases and cancel service at any time—plus **FREE** Illustrated Catalog. Send today! **Jamestown Stamp Co., Dept. H88AH, Jamestown, N.Y. 14701**



Building or Remodeling? HOME-A-MINUTE KIT
ows how home will look before you build or remodel. Here's everything to have and know to help save dollars. Dozens of windows, kitchen cabinets, doors, partitions, etc. at ¼" scale. Arrange furniture, fixtures to suit. Build, dismantle and originate any floor plan. Kit incl. 65 pg. book on costs, financing, etc., **$3.95** plus 35c pp & tdl. *Send check or M.O. Satisfaction Guaranteed. No C.O.D.'s*
J. W. Holst Inc., Dept. A868, 1005 E. Bay St. East Tawas, Michigan 48730

365 INSECT-FREE DAYS A YEAR



ELECTRIC BUG KILLER
Only $4.95 ea. 2 for $9 ppd.

Simply plug in . . . scientifically designed—it keeps home or business bug-free year 'round.

Guaranteed to kill flies, mosquitoes, spiders, ants, roaches, moths, fleas, flying vermin, wasps, etc. No sprays, no odor. Insects do not contact unit. One unit serves average home. Plug into standard 110-120 volt outlet. Attractive finish fits any decor. **FULLY GUARANTEED.**

ORDER TODAY!
ANDREA J. ENTERPRISES
P.O. Box 69766, Dept. A Los Angeles, Calif. 90069

SUSAN BOOK COFFEE TABLE

NOW IN 2 SIZES
FINISHED OR IN KIT
Here Is The Loveliest And Most Completely Useful Table Made

Handsome swivel coffee table holds books, record albums, magazines—all neatly arranged, titles clearly visible, accessible from any seat. Skillfully crafted of rich grained pine with rugged steel ball bearing swivel. In honey tone pine or maple, antique pine or walnut finish. Both 16¼"H. book area 12½"H. 36" dia. (holds 100 books) **$39.95**; 24" dia. (holds 40 books) **$26.95.** COMPLETE KITS: Ready for quick assembly and finish. Simple instructions. 36"—**$26.95**; 24"—**$16.95** Express Charges Collect.

BEAUTIFUL NEW FREE CATALOG—700 PIECES
Finished and Kit Furniture in Friendly Pine
Include Zip No. Not Sold in Stores Money-Back Guarantee
YIELD HOUSE
Dept. A7-8, North Conway, N. H. 03860

SUMMER SPECIAL
Baby's First Shoes
BRONZE PLATED IN SOLID METAL
Only $3.99 a pair

COMMENDED by PARENTS' MAGAZINE

Limited time only! Baby's precious shoes gorgeously plated in SOLID METAL for only $3.99 pair. Don't confuse this offer of genuine lifetime BRONZE-PLATING with painted imitations. 100% Money-back guarantee. Also all-metal Portrait Stands (shown above), ashtrays, bookends, TV lamps at great savings. Thrillingly beautiful. The perfect Gift for Dad or Grandparents. SEND NO MONEY! Rush name and address today for full details, money-saving certificate and handy mailing sack. WRITE TODAY!

AMERICAN BRONZING CO.
Box 6533-Y Bexley, Ohio 43209

Nonswimmers Swim Instantly

Yes, now you too can swim like a fish and float like a cork with SWIM-WINGS' adjustable support. SWIM-WINGS won't let you down, floats 2 yr. old to 250 lb. adult with confidence. No more floundering of inexperienced swimmers—gives controlled balance—keeps head well above water—in a natural position. Secure—can't slip off. Complete freedom of movement—no underarm bulge. Used and proved by handicapped children happily swimming and floating with SWIM-WINGS for the first time in their lives. Fun to wear—attractive, colorful designs. Don't be left out—join the water fun. Send only $4.98 for a pair, add 36¢ for 1st class mail; in Calif. add 25¢ tax. 10-day money back guarantee. SWIM-WINGS Co. Dept. A-45, 2245 N. Lake, Altadena, Cal. 91001 © Universe Co. 1968

Fire Dept. App'd

2 bu. cap. **$15.95**
3-6-10-15-20 bu. sizes available

BURN TRASH SAFELY OUTDOORS

Burn household and yard refuse safely outdoors in any weather without watching. Scientific draft design ends neighbor annoyances of sooty fly ash, smoke, smell. Will burn damp, green material to fine ash. Made of aluminum bonded to steel. World's finest. $15.95 postpaid with money back guarantee. Add $2.00 W. of Denver.

ALSTO CO., Dept. AH-7, 1384 Hird Ave., Cleveland, Ohio 44107

Parchment Paper Document Reproductions!

Beautiful aged reproductions of the Declaration of Independence (13" X 15"), the Constitution (12" X 19") and the Gettysburg Address (10" X 14") all suitable for framing. Only $1.95 ea. or All 3 for $4.95, Postpaid. Order from:

MIKAR Co.
303 E. Town
Columbus, Ohio 43215

A FAMILY AFFAIR. Here is the clothes tree for everyone in the family. It's a double-decker designed with four pegs placed low for youngsters and eight higher up for adults. Made of pine with birch center post, it is finished in honey tone, maple, antique pine, or walnut. $15.95 finished. $13.98 unfinished. Yield House, AH7, North Conway, N.H. 03860.

SIGNS OF THE TIMES, signs and more signs. Here are four clever ones hand-screened in black on colored paper. Each is framed in black-finished wrought iron. Subjects are: Mayflower, Sherlock Holmes, Dickens, and the Pilgrim. Four would make an interesting wall arrangement. Each is 4¼x5¼". $1.98 for one. Alexander Sales, AH7, Tuckahoe, N.Y. 10707.

KITCHEN GARDEN. If you don't have a green thumb, why don't you enjoy bright garden flowers on your dish towels? Shown here are two beauties made of imported Belgian linen. One is decorated with wild pink roses, the other with purple violets. One or more make a lovely shower gift. $1.35 each. Two for $2.65. Downs, 366, Evanston, Ill. 60204.

TREE BARK forms the background for this brightly colored picture. It is hand-stripped and pressed into a rectangle about 14x17". A tapestrylike design of animals, flowers, and leaves gives an exciting effect to the textured brown base. It comes mounted and mat framed for immediate use. $2.95. World Art Group, AH7, 2 First St., East Norwalk, Conn. 06880.





BIRDIE HOSE GUIDES
AVOID HOSE DRAG
Save flowers and shrubs. Place in ground where needed. Birds are white painted aluminum on ⅜" iron rods. 18" long. Wt. 2 lbs. Excellent gift.
$3.95 Ea.—3 for $10.50 add 75¢ for postage
Send for free folder
HAGERSTROM METALCRAFT STUDIO
Dept. AH-Old Milwaukee Rd., Wheeling, Ill. 60090

CANDY CERAMICS
Learn finger-molding lifelike flowers for instant cake-decorating. Big money in party cakes. Decorate in 60 seconds. Delightful home business. Send for free details of short Course and easy-pay terms.
CANDY CERAMICS
Beacon Hill, Drawer 5350-A San Antonio Texas 78201

FREE!
FALL NURSERY & BULB CATALOG
40 colorful pages of money-saving values from America's Largest Direct-to-You Nurseries.
INTER-STATE NURSERIES
478 E ST., HAMBURG, IOWA 51640
SEND POSTCARD TODAY!

?
IF YOU WOULD LIKE TO FIND OUT HOW TO PLACE AN ADVERTISEMENT IN THE AMERICAN HOME MARKET PLACE, WRITE:
AMERICAN HOME MAGAZINE
DEPARTMENT MP
641 LEXINGTON AVENUE, NEW YORK, N.Y. 10022

POKER PLAYERS. Perfect for the game room is this picture of a wily group of card-playing dogs. Recognize any friends? It is one of a series of six framed in wood. Each costs $2.95. Other subjects: Bold Bluff, Waterloo, Friend in Need, Pinched with 4 Aces, Post Mortem, and Poker Sympathy. $5.95 a pair. Artisan, AH7, 2100 No. Haskell, Dallas, Texas 75204.

AVID COLLECTORS of salt and pepper shakers will welcome this pair into the fold. Made of white ceramic decorated with bright-colored flowers and black accents, they have metal snouts and stand firmly on short, sturdy legs. Use them to entertain children at parties. Each is 2½" high. $1.25 plus 30c postage. Bon-A-Fide, AH7, One Park Ave., New York, N. Y. 10016.

FOR INSTANT NEATNESS give the children this brilliantly colored fiberboard toy chest. It is made in one piece that folds and fits into a covered container for toys, winter woolens, or other storage. It makes a strong seating piece too. 32x15½x14", it is decorated in Pennsylvania-Dutch fashion. $5.95 plus 75c. Alexander Sales, AH7, Tuckahoe, N.Y. 10707.



FOR THE CAR. Flaunt your initials in the international code flag. These come on a 4x8" plate made of inlaid acrylic plastic. Extremely colorful, the plate adds great glamour to your car, boat, or plane. Initials shown are XYZ. Other letters in the alphabet are just as intriguing. Plate is easy to mount and will never rust. $2.98. Taylor Gifts, AH7, Wayne, Pa. 19087.

Decorative Oriental Plates

Exquisitely Beautiful Bamboo Plates in Colorful Empress Dynasty Designs

Set of 4 Rare Decorative Pieces

only $3 for all four

We were fortunate to come upon this rare collection of age-old Empress dynasty designs. All are exquisite treasured pieces priced far below their true worth. Set of all 4 in oriental accent colors, only $3.00 while they last. Imagine how these decorator plates will bring rich new beauty to any wall in your home. Handsome for hanging; elegant for entertaining. You will understand why they are so beautiful once you see the exquisite craftsmanship employed by the artist. The small black and white illustration shown above cannot convey the dramatic beauty and rich inset look of these magnificent woven bamboo plates. You must see them in glorious full color to appreciate their beauty. Take advantage of this special offer now while supply lasts. Each plate measures 6". So nice for wall accent groupings, table display, entertaining.

FREE! Handcrafted wooden easel is perfect decorative way to display plates, miniature oil paintings, treasured mementoes. Yours free with each set.

WORLD ART GALLERY STUDIO 7AH
606 Post Road, Westport, Conn. 06880
Please rush set of 4 Empress Dynasty Design plates at $3 plus 35¢ parcel post and handling.
Include **FREE Display easel.**
I enclose_____
NAME_____
STREET_____
CITY_____ STATE_____ ZIP_____
☐ Save. Order 2 sets of 4 plates with 2 easels for only $5.50 plus 60¢ parcel post and handling.
*Durable and dishwasher safe.

INSPIRING PLAQUE says, "Smile, God Loves You." Hang it anywhere in the house to give a word of cheer to members of your family. Printed in red, blue, and gold on antique-finish hardwood. 6" x 8", with ring for hanging. **$1.25;** 25¢ post. **CRESCENT HOUSE, 135 Central Pk. Rd. AH-7, Plainview, NY 11803**

SET OF 4

RATTAN PAPER PLATE HOLDERS $1.50 Set/4

No more floppy paper plates! Woven of natural rattan, these plate holders provide a firm surface for 9" paper plates. Order #1845. set/4 . . . . $1.50. 3 sets $3.98. 35¢ shipping.

Foster House
Dept. 407 Peoria, Illinois 61601
Please Include Your Zip Code
Write For **FREE** Gift Catalog

LEARN UPHOLSTERY! AT HOME

SEND FOR FREE ILLUSTRATED BOOK . . . on home study course for upholstering sofas, chairs, footstools, built-ins. New methods, all styles including fabulous new Naugahydes (above). Free special upholsterer's tools. Fine spare time income, high-paying job opportunities all over. Earn while you learn in spare time. Fascinating. Write for free book, free sample lesson. APPROVED FOR VETERANS.

Modern Upholstery Institute
Box 899-ATY Orange, Calif. 92669



OUTDOOR GARDEN POOL $3.98

Beautify your garden with this exciting, one-piece sunken garden pool for sparkling goldfish and delicate water lilies. Molded of one water tight piece of aqua colored Polypropolen. Needs no plumbing. This easily installed, lightweight portable pool is sensational when surrounded by flowers, shrubs or garden plants. Use singly or in groups for aquatic display. Artistically kidney shaped, ideal garden size (3'5" x 2'3" x 8" deep at ground level), has recessed water lily pot to hold 1 to 3 bulbs. $3.98 complete or 2 for $7.65. Water Lily Bulb (Nymphaea Odorata) free with each pool. If C.O.D. postage extra. Cash orders add 50c shipped ppd. Be satisfied on inspection or return in 10 days for purchase price refund. From:

MICHIGAN BULB CO.
Dept. BP-1402 Grand Rapids Michigan 49502

We've heard it . . . maybe you've thought so too . . . Why does Wayside charge $1.00 for its catalog when most other nurseries give theirs away gratis? Well . . . if our catalog cost only a few cents each . . . we too, would be delighted to distribute ours without charge.

BUT . . . Our customers are gardeners who want something different. They want to be able to pick and choose their favorites from a vast selection of thoroughly tested subjects in an infinite variety of unusual types of plant material.

So . . . our catalog just has to be big! Actually, this 144-page book contains as many pages as the two leading horticultural magazines combined. Wayside's magnificent catalog is filled from cover to cover with the world's finest garden subjects. *Everything*, just *everything* from perennials to shrubs and trees, Holland's finest bulbs, exotic lilies, colorful vines and ground covers.

Everything is carefully described and colorfully illustrated with almost 600 subjects shown in beautiful true-color photographs large enough to see clearly . . . so you'll know exactly what you are buying.

FRAGRANT HOSTA, *Royal Standard*
Stunning, lily-like white flowers bloom fragrantly in August atop rigid 18" to 24" stems, giving an air of regal elegance to this magnificent new English import. The indestructible, light green foliage remains just as fresh and lovely in sunny locations as in shaded areas.
Each, $2.50; Three, $7.15

SEND FOR THE WORLD'S FINEST HORTICULTURAL BOOK-CATALOG
Send $1.00 for your copy of Wayside's Fall 1968 Catalog . . . there is absolutely nothing else like it in all of horticulture!

Wayside Gardens
55 Mentor Ave., Mentor, Ohio 44060

FRINGED CURTAINS COUNTRY STYLE

Curtains like these adorned windows in the homes of our Colonial ancestors generations ago. Made of natural unbleached or snowy white bleached MUSLIN, they're trimmed with 2" knotted fringe and are EXTRA WIDE—80" to the pair.
VERSATILE—hang as Tier upon Tier, Tier and Valance or use two pairs Cottage Style (as illustrated). Two matching tie-back pieces included with every pair.
ENDLESS DECORATING POSSIBILITIES. ADD YOUR OWN COLOR—just lace inexpensive colored bias tape through fringe knots.

24"	4.25
30"	4.50
36"	4.75
45"	5.50
54"	6.00
63"	6.50
72"	7.00
Matching Valance	
11" x 68"	2.50

Specify: Natural or White. *All prices postpaid*
OLD COLONY CURTAINS, 7AH8, Box 232, Westfield, N.J. 07090
Money back guarantee. Send check or Money Order. No COD's. Delivery in N.J. add 3% Sales Tax



NIGHT BLOOMING CEREUS

Special offering of Cereus family —large (up to 10") blooms open only at night or dusk, beautiful tropical fragrance. All identified. 8" to 10" healthy starts, for standing or hanging pots or baskets. One plant, $1.00 ppd. Six diff. var., $4.99 ppd. Our catalog of 1500 succulents 10¢ or free with any order. Satisfaction guaranteed.



JOHNSON CACTUS GARDENS
Box 458-DR-Paramount, Calif. 90723

HANDSOME HAND FINISHED CHESSMEN WALL PLAQUES
$8.95 FOR SET OF THREE as pictured above

For added charm to any room or office—beautifully hand decorated Hydra-stone plaques—with a wide selection of colors to choose from—white, black, antique gold, red, or blue and jade green. Specify color you want; if color not specified we will ship antique gold. 13" tall by 5" wide packed as shown three to a box. Entire set for $8.95 ppd. Send check or money order. Money back guarantee.

VILLAGE DECORATOR ENTERPRISES, INC.
P.O.B. 18516
3113 South Perkins Road Memphis, Tennessee 38118

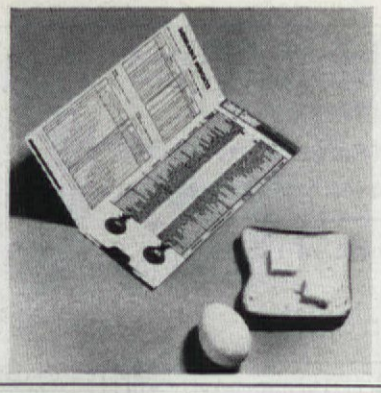

LOSE WEIGHT! You will lose as many pounds as you wish when you cut down on your calories. Make it easier by keeping a Reduction Guide in your pocket or pocketbook and another in your desk. Guide shows amount of calories you propose to eat and the pounds you should lose if you eat them. Two for $1. Hollings-Smith, AHG, Orangeburg, N.Y. 10962.



ABACA FIBER MAT. Here is a perfect accessory for front or rear entrance. Woven of banana leaf stalk in the lover's knot design, it never ravels or frays. By walking on it, the soles of shoes are cleaned of leaves, soil, and dust. Imported from the Philippines, it is an outdoor mat that will last for years. $4.50. Old Guilford Forge, AH7, Guilford, Conn. 06437.

DO YOU NEED EXTRA MONEY?

It costs you nothing to try

$100.00 IS YOURS

for selling only 100 boxes of our new Frosted Fantasy Christmas Card assortment. You make $1.00 for selling 1 box, $2.00 for 2 boxes, $10.00 for 10 boxes, etc. You can make a few dollars or hundreds of dollars. All you do is call on neighbors, friends and relatives anywhere in your spare time. Everyone needs and buys Christmas Cards. Cut out entire Business Reply Coupon below—mail it today —and free samples of personalized Christmas Cards and stationery —plus other leading boxes will be sent you immediately on approval. No experience necessary.

NEW! PET SET ALL OCCASION ASSORTMENT 10 delightful animals reproduced as giant size cards suitable for framing

NEW! REFLECTIONS STATIONERY ENSEMBLE Lovely water lily design on rich vellum sheets with matching envelopes



NEW! FROSTED FANTASY CHRISTMAS ASSORTMENT 21 really deluxe cards Excitingly different

NEW! DELUXE CHRISTMAS GIFT WRAPPING ASSORTMENT 18 gay, colorful large sheets. Terrific

NEW! HOLY NIGHT CHRISTMAS ASSORTMENT 21 reverently beautiful cards with appropriate Scripture sentiments An outstanding box

NEW! JEWEL TONE CHRISTMAS ASSORTMENT 20 exquisite cards reproduced in gorgeous jewel-like colors. Fabulous

IT COSTS YOU NOTHING TO TRY

Last year some folks made only $25 to $50 while others made $150—$250—$500 and more selling our entire line of greeting cards. Many church groups, organizations, schools, lodges, etc. do this year after year. Everybody buys Christmas cards.

COMMENDED by PARENTS' MAGAZINE AS ADVERTISED THEREIN

FREE SAMPLES PERSONALIZED CHRISTMAS CARDS, STATIONERY and CATALOG OF OUR ENTIRE LINE

CUT OUT ENTIRE BUSINESS REPLY ENVELOPE AT LEFT

FILL IN COUPON-ENVELOPE FOLD OVER FIRMLY SEAL (PASTE OR TAPE) AND MAIL TODAY

No Stamp Necessary

CHEERFUL CARD COMPANY
White Plains, New York 10606

Cut Along Dotted Line

Postage Will be Paid by Addressee

No Postage Stamp Necessary If Mailed in the United States

BUSINESS REPLY MAIL
First Class Permit No. 589, White Plains, New York

CHEERFUL CARD COMPANY
20 Bank Street
White Plains, New York 10606

Dept. T-109

DO NOT CUT HERE ↑ JUST FOLD OVER, SEAL AND MAIL THIS ENVELOPE—NO STAMP NECESSARY

CHEERFUL CARD COMPANY, Dept. T-109
White Plains, New York 10606

YES, RUSH MY CHRISTMAS CARD SAMPLE KIT

I want to make extra money. Please rush me free samples of personalized Christmas cards and stationery. Also send leading boxes on approval for 30 day free trial, and everything I need to start making money the day my sales kit arrives. As a Cheerful Dealer I will also be privileged to receive additional Free money-making literature, catalogs, special offers and seasonal samples on approval as they become available.

Fill in your name and address below — No stamp necessary

Name _____ PLEASE PRINT
Address _____ Apt. No. _____
City _____ State _____ Zip Code _____
If writing for an organization, give its name here _____

THIS ENTIRE FOLD-OVER COUPON FORMS A NO-POSTAGE-REQUIRED BUSINESS REPLY ENVELOPE

Cut Along Dotted Line—Seal (Paste or Tape) and Mail



CREWEL PICTURE. Embroider this wall decoration. The subject is Cattails and Pussy Willows and the crewel stitch worked in yarn gives a dimensional effect. Kit contains stamped panel of gold linen, colored yarn, a bamboolike frame, and easy instructions. 7x14". $3.95 plus 35c. The Stitchery, AH7, Wellesley, Mass. 02181.



MOVIE PROJECTOR. Be sure to get this 150-watt, blower-cooled 8mm machine for use at home. It gives perfect performance and is so modestly priced. Approved by UL and CSA, it works off standard 110-volt house current. It will give you years of pleasure. $33. Meredith Separator Company, AH7, 310 West 9th St., Kansas City, Mo. 64105.

SPACE SAVER. Keep the four spices you use most frequently in this neat shaker. Made of sturdy plastic, the cap turns smoothly to the spice you want. With it come labels on which you can write the names of spices. It's a labor-saving aid you will never be without. 2¼x4¾". $1.98. Walter Drake, AH52, Colorado Springs, Colo. 80901.

The most expensive doors in America

OR WHY PANEL DOORS COST MORE THAN FLUSH DOORS— AND ARE WORTH EVERY PENNY.



HOW TO TELL THE DIFFERENCE

Flush doors are plain. They're made of wood frames and plywood covers. They cost about $15. They open and close.

Panel doors cost about $40. They're made of solid wood with distinctive designs. They recreate an older period or establish a modern one. They keep a decorating idea flowing from room to room. They add personality to your home —inside and out.



START AT THE BEGINNING

Sometimes panel doors are more than just doors. Like a complete entrance.

Panel doors can be framed with beautiful Ponderosa Pine mouldings. The frame is all matched in perfect pattern from top to side to bottom.

Craftsmen have created many different designs. All beautiful. Modern, traditional, Spanish, colonial or you name it.

They are pre-built and come assembled. You choose the type of entrance you want and see it in total before you buy.

It's nice and easy to give your home a beautiful beginning.

A BUNCH OF CHARACTERS

No two people are alike. Very few houses are alike.

That's why doors come in different characters—to match the personality of the home. And the people who own it.

There are 65 different designs for exterior panel doors. Dozens more for interiors.

DECORATE WITH DOORS

Don't stop at the front door. Panel doors have a place throughout the house. You can have bright doors, sedate doors, quiet doors, or wild doors. Depending on how you feel.

When they're not acting like doors, panel doors can do lots more. Like paneling a den. Or dividing one large room into two smaller ones. Or even wainscoting a dining room.

DUTCH DOORS ARE SWINGERS

You're looking at a Dutch-type door. Because the top swings open, people don't have to go out to be out. There's no better way to separate a kitchen from a patio.

Cafe doors are swingers, too. They swing both ways. They're perfect for decorating your favorite cafe. The one in your house.





PANEL DOORS: A REVIEW

Flush doors are plain. Panel doors are not plain.

Flush doors cost less. Panel doors cost more.

Added beauty is worth more.

It's no secret. Panel doors are the most expensive doors in America. And worth every penny of the difference.

The better homes in your neighborhood have panel doors. You'll see.

Ponderosa Pine Woodwork, 39 S. LaSalle Street, Chicago, Ill. 60603. A member of Forest Products Promotion Council.

Ponderosa Pine *Woodwork*

Sofa made by the inch to suit your room in fabric to suit your taste.

Some rooms never go out of style.

Wood furniture shown here, like this fold-top mobile server, is from the Folio Seven collection.

Rooms that are decorated with Henredon, that is. Because all Henredon furniture is made to last for a lifetime of beauty. And every Henredon style—be it a Victorian tub chair, a contemporary sofa, or Italian Renaissance-inspired tables —is compatible. So you can mix and match, or add to, any time you want. Furniture whose beauty grows with the years. That's the beauty of Henredon.

Henredon *fine furniture*

For brochures showing upholstery and the Folio Seven collection of living, dining and bedroom furniture, send $1.00 to Henredon, Dept. AHS-68, Morganton, North Carolina 28655.