OR ACTIVE YOUNG HOMEMAKERS

American Home

JUNE 50¢

COLOR

ingy brights, cool neutrals, brave darks

he Delights of Water:
Splashing fountains
quiet pools
a party raft
a floating greenhouse

iggest,
ummiest,
rooviest
amburgers

ave a
lambake—
y the sea
r in your
wn
ackyard

Shopping for a
VACATION HOUSE
Where to go, what to know

PROPERTY OF THE
LIBRARY
MAY 17 1968
UNIVERSITY OF NORTH CAROLINA
AT GREENSBORO

%N #W TL7A02FDCT 69
WALTER C JACKSON
LIBRARY
UNIV OF N CAROLINA
GREENSBORO NC 27401

Game/Family Room floor is low-cost Kentile Beaushard® Vinyl Asbestos Tile. Colors: 7. Tile size: 12″ x 12″. Accented by white and green feature strips. Wall Base: White KenCove® Vinyl. Your Kentile® Dealer? See the Yellow Pages under "Floors."

Surprise! This luxury vinyl tile floor wears a $60 price!

You can do any 12′ x 15′ area yourself in beautiful Kentile Beaushard for about that $60 price. You get a floor that's greaseproof, quiet and comfortable underfoot. Resists scuffing and everyday wear and tear as only a Kentile vinyl tile can. Lustrous, translucent chip design complements any decor. Look for the Kentile name on the carton.

KENTILE FLOORS

BROOKLYN, N.Y. 11215

When your elbow presses on 3 Beautyrest coils, the other 987 don't do a thing.

Inside a Queen size Beautyrest®, every coil works by itself. The other coils couldn't care less what those three under your elbow are doing. They have their own job to do.

The coils under your hips support just your hips. Those under your back support only your back. Beautyrest coils are made to work individually.

Each coil is in its own individual pocket. So it remains free to respond individually. To give each part of your body the support that part needs.

Ordinary mattresses can't give your hips a different kind of support than they give your elbow. Their coils are all wired together. So they all sag together. They treat your body like one solid lump. Something like a hammock does. If you think a hammock's comfortable, try sleeping in one for eight hours.

Beautyrest supports you part-for-part the way you're built. It treats you like a human being.

And it treats two people equally well. Individual coils keep each sleeper from being affected by the weight or movement of the other person. There's no rolling together. And that's as comfortable as any double bed can get.

Except that a Queen size Beautyrest gives you 20% more room, a King size 50% more.

Try Beautyrest. Give every part of your body a good night's sleep.

Beautyrest by Simmons

For a free booklet, "How to Buy a Mattress," write Simmons, Merchandise Mart, Chicago, Illinois 60654. Copyright 1968, Simmons Co. Suggested prices start at $79.50, except in Fair Trade states.

If your
little angel...

has a bit of
the devil in him...

Remember: Even the tough dirt can't hide from Intensified Tide!

Choir robes are no test of a detergent. They're easy . . . any detergent can get them clean. But underneath? Maybe dirt-caked jeans that've been who-knows-where. It's tough dirt like that that really separates detergents. And that's the kind of dirt Tide likes best. Because even the tough dirt can't hide from Intensified Tide: gouged-in blue-jean dirt, ground-in sweat-shirt dirt, the kind of dirt and grime kids seem to thrive on, just can't stand up against Tide. So if your little angel has a bit of the devil in him, remember, dirt can't hide from Intensified Tide. Toughest Tide in detergent history.

Tide gets clothes cleaner . . . because even the tough dirt can't hide from Intensified Tide.

FOR ACTIVE YOUNG HOMEMAKERS

JUNE, 1968 VOL. LXXI. NO. 5

american home

HUBBARD H. COBB, EDITOR

HELEN DE MOTTE Managing Editor
JEAN LA MUNIERE Art Director
LESLIE R. FORESTER Copy Director

ALAN C. BORG
Building
VIRGINIA T. HABEEB
Food and Home Equipment
VERA D. HAHN
Decorating
EVANTHIA KONDONELLIS
Garden
DOROTHY L. BRIGHTBILL
Home Projects
ANN MC LAUGHLIN
Market Place
JOSEPH TAVERONI
Art Editor
NANCY C. GRAY
Pacific Coast
FERDINAND D'ESPOSITO
Production Coordinator
HELEN W. CANHAM
Assistant to the Managing Editor

ASSOCIATES
Helene Brown/Decorating
Frances M. Crawford/Food
Dorothy B. Humanitzki/Editorial
Jacques Jaffry/Chef
Barbara Behen Karr/Equipment
Arthur J. Maher/Building
Alma McArdle/Field Editor
John Rivera/Art

ASSISTANTS
Lietta Dwork
Nancy Anne Hecht
Jane Kiernan
Arlene Petroff
Jo-Ann Simpson
Marcia Spires
Jane Uetz
Alexandra Walker

COVER: The Darks—one of the new looks in color. Story begins on page 40.
Designer: Paul Krauss, A.I.D.
Photographer: Harry Hartman.

JOHN L. COLLINS Publisher

THE CURTIS PUBLISHING COMPANY
MARTIN S. ACKERMAN President

©1968 The Curtis Publishing Company, Philadelphia, Pa. 19105. All rights reserved. Title reg. U.S. Patent Office. Published monthly except Summer (July-August) and Winter (January-February) issues: ten issues per year. Second-class postage paid at Philadelphia, Pa., and at additional mailing offices. Authorized as second-class mail by the Post Office Department, Ottawa, Canada, and for payment of postage in cash. All mail concerning subscriptions should be addressed to **American Home,** Subscription Service, Phila., Pa. 19105.
SUBSCRIPTION PRICES: U.S. and Possessions and Canada: One year $4.00. Pan-American countries: One year $5.50. All other countries: One year $6.00.
UNCONDITIONAL GUARANTY: We agree, upon request direct from subscribers to **American Home,** Independence Square, Phila., Pa. 19105, to refund the full amount paid for any copies not previously mailed.
THE CURTIS PUBLISHING COMPANY, Martin S. Ackerman, President; Cary W. Bok, Sr. Vice Pres.; G. B. McCombs, Sr. Vice Pres.; Gloria L. Swett, Vice Pres., Secretary; Kenneth B. Artz, Treasurer; John L. Collins, Vice Pres. and Publisher of **American Home.** The Company also publishes The Saturday Evening Post, Ladies' Home Journal, Holiday, and Jack and Jill. Executive offices, **American Home,** Independence Square, Philadelphia, Pennsylvania 19105. Editorial and advertising offices, **American Home,** 641 Lexington Avenue, New York, New York 10022.
CHANGE OF ADDRESS: If you plan to move, please notify our subscription department, **American Home,** Subscription Service, Phila., Pa. 19105, at least eight weeks in advance of your move. Send new and old address and, if possible, label from a recent copy.

HOMES AND MAINTENANCE

10 What to Look for in a Second Home
32 New Products: Mainly for Men
58 Living With the Sea
72 New Look in Interior Paints

DECORATING

24 What Are They? Bentwood, Parsons Table, Baker's Rack
40 Three Looks in Color
42 How to Decorate With the Brights
44 How to Decorate With the Neutrals
46 How to Decorate With the Darks
90 Decorating Newsletter
93 Decorating Clinic

FOODS, KITCHENS, AND EQUIPMENT

62 Have Yourself a Clambake
62 By the Sea
64 In Your Own Backyard
74 Buyer's Guide to Freezers: From Grocery Bag to Freezer
76 New Look in Hamburgers
78 Cold Cooked Vegetables
80 Meet the "Dutch Baby"
85 Prepare for the Salad Season
86 Learning to Cook
88 Company's Coming to Dinner
91 Water—Soft as Rain
94 News and Notes

HOME PROJECTS

8 More American Home Kits: Flower Pictures to Embroider
20 Tin-Can Menagerie
92 Here's How to Reweb and Tie Springs of a Chair

GARDENING

26 Magic in Your Garden
50 Water
50 Art and Nature Wed
52 Water Gardening in Town
54 Water Happening Naturally
56 At Home on the Briny Deep

FEATURES

5 Dear Reader
16 Beauty at Home: Finding Your Own Good Looks
22 The Most From Your Automobile: The Interstate—America's Dream Road
30 Money Management: Are You Using Your Checking Account to its Fullest?
34 Health in the Home: Safe Sunning and Swimming
36 Books and Booklets
39 June: Prelude to Summer
70 Shopping Information

SHOP BY MAIL

96 Market Place

ALL CORRESPONDENCE RELATING TO YOUR SUBSCRIPTION
should be accompanied by your address label. If you are receiving duplicate copies, please send both labels. We are able to answer inquiries by telephone in many areas. Please note your number here:
AREA CODE:_____ **PHONE:**_____

ADDRESS ALL INQUIRIES TO:
Subscription Service, The Curtis Publishing Company, Independence Square, Philadelphia, Pennsylvania 19105

SUBSCRIPTION PRICES:
U.S. and Possessions and Canada: One year $4.00.
Pan-American countries: One year $5.50.
All other countries: One year $6.00.

TO CHANGE OR CORRECT YOUR ADDRESS—Attach label from your latest copy here and show new address below—include zip code. When changing address please give six weeks' notice.

Miss
Mrs.
Mr.

name (please print)

address

city state zip code

Postmaster: Send form 3579 to Curtis Subscription Service, Philadelphia, Pa. 19105.

Printed in U.S.A.

It's easy to be likeable. To be a real part of the group. All it takes is a little confidence. The kind of confidence that comes with using Tampax tampons.

Tampax tampons were developed by a doctor more than 30 years ago. Since then their popularity has spread to 106 countries and countless millions of women, married and single.

Because Tampax tampons are worn internally, they can be worn in tub or shower—even in swimming. There's never a hint of odor. And you can wear tight-fitted clothes. That's because there's no tell-tale shape (no pad and belt). No one will have the faintest idea it's that time of month.

See how easy it is to be confident? Why not try Tampax tampons yourself?

DEVELOPED BY A DOCTOR
NOW USED BY MILLIONS OF WOMEN

TAMPAX® TAMPONS ARE MADE ONLY BY TAMPAX INCORPORATED, PALMER, MASS.

Melinda was born with an Oneida spoon in her mouth.

And she'll live happily ever after with "Chateau"–Oneida's carefree stainless pattern.

Melinda got her taste from Mama, her ring from Jim, and "Chateau"–
from Oneida. Melinda couldn't resist a beauty like this. Traditional. Elegant.
Adorned with flowers. "Chateau" is all Melinda's, all yours
in a 50-piece service for eight for only $49.95. Whatever your taste in sterling,
silverplate or stainless, Oneida Silversmiths most certainly makes
something you'll want to own. (And want your daughter to be born with.)



DEAR READER

We were happily anticipating seeing the bulbs we planted in the fall bloom into masses of bright tulips, hyacinths, daffodils. Well we counted our bulbs before they hatched, but precious few ever came up. It appears we have an inordinate number of moles on our place, really more than we need, for the vast majority of our bulbs were devoured by them.

When you first look down on what was to be lovely rows of flowers, and now is nothing but interlaced mole tunnels, it is difficult not to think unkindly toward the creatures. You may wish that if they knew what they destroyed, if they could realize the potential beauty contained in each of these bulbs, if they could only guess how much loving care and work had gone into the planting, they may, perhaps, have passed up the bulbs and looked for something else to eat. But this is really expecting too much from the mole. He never has a chance to sit in the warm sun and look at a beautiful flower, he never can stand on fresh grass and smell the warm spring air; he could never see what he has planted burst into miraculous bloom. The mole, with his less than perfect vision, sees little but the dark, underside of life. His universe, his world, is one long, dark earthen tunnel without a beginning and without an end. What may be beautiful to others is simply another meal as far as the mole is concerned. You cannot, in short, expect very much from a mole.

Human beings, by rights, should have very little in common with moles, but often some of us seem to have more of the mole's approach to life than is necessary. We have, by and large, excellent vision but often we can only see the dark, underside of life, not the beautiful. We see the faults and failings in our fellow man, but not always the goodness and beauty that is the potential in us all. We destroy things of beauty created by nature and by man because we cannot see the beauty. We are not blind but often our behavior makes it seem as if we were.

It's June now, and God and nature have combined to make this earth as attractive right now as it can ever be. What better time is there for us to come out of our tunnels to look around at our world and at our fellow man and see how much goodness and how much beauty there really is to be found?

HUBBARD COBB
EDITOR

Send 50¢ and we'll put an Oneida spoon in your mouth!

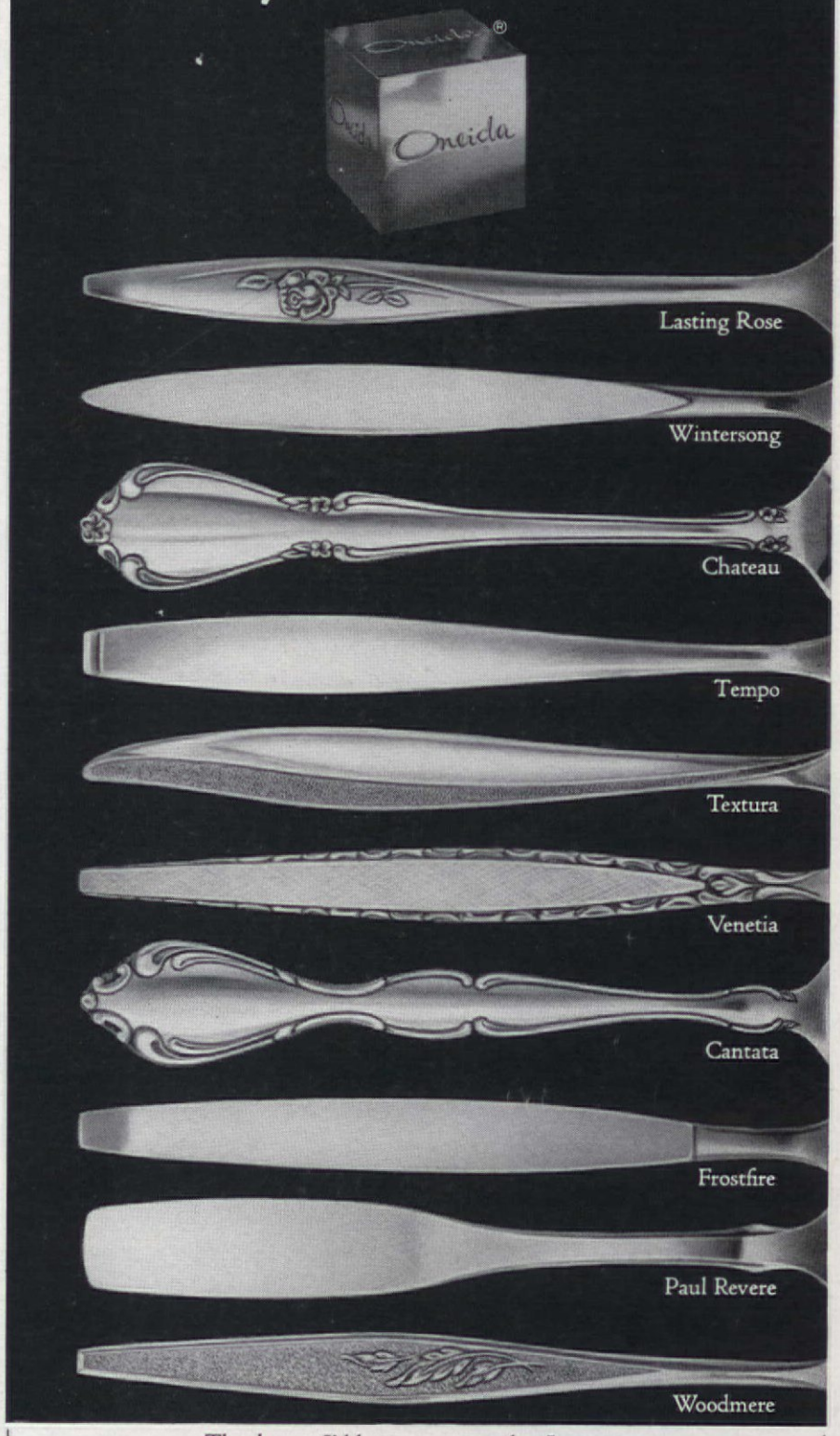

Thank you. I'd love a spoon so that I can see the depth and beauty of Solid Stainless by Oneida. I enclose 50¢ to cover mailing.

Cut out and send to: Pattern Center, Oneida, N.Y. 13421

In Oneidacraft® Deluxe Stainless:
☐ Lasting Rose ☐ Wintersong ☐ Chateau ☐ Tempo ☐ Textura
(See your local jewelry or department store for a 50-piece service for eight, $49.95.)

In Community® Stainless:
☐ Venetia ☐ Cantata ☐ Frostfire ☐ Paul Revere ☐ Woodmere
(See your local jewelry or department store for a 50-piece service for eight, $69.95.)

Name (Please print)

Address

City State Zip

N.Y. State Residents, please add applicable sales tax for your area.
Offer valid only in U.S.A. Expires August 31, 1968.

Solid Stainless by Oneida Silversmiths AH68



If you hate to paint your house every four years, here's how to hate it every six:

The Overcoat.

Look, nobody is going to kid around. Painting a house is not exactly anybody's favorite thing.

Which is why Sears developed The Overcoat. A special kind of latex house paint you can expect to last six years, not four.



I thought I would have moved by now!

And it goes on easy in the first place.

Sears puts more covering power into The Overcoat than any other paint we've tested. So when Sears says one-coat, Sears *means* one-coat. One coat that will cover like two coats of ordinary paint. And last longer, too.

Why will The Overcoat stick around longer?

Because it sticks on better. Sears builds more adhesion and durability into The Overcoat than any other latex house paint we've tested. Makes it cling to a wall better than any ordinary house paint. One coat covers surfaces you wouldn't think a paint could hold on to. Siding. Trim. Stucco. Primed metal.

Sears builds The Overcoat to last. And last. Because Sears built it to breathe. It has pores, just like you do. So normal moisture can escape. And it expands and contracts with the weather. So it won't crack like old-fashioned paints do.

Sears tailors The Overcoat to fit your climate. A different one for New Orleans than for New York. A different one for Seattle than for St. Louis. Made different so they make a difference where you live.

In short, Sears, Roebuck and Co. feels about the only reason a man should paint his house in less than six years is to change the color. So, (being good businessmen) we offer a lot of colors—32 in all. A Sears Paint expert can show you our Color-Scape Chart of go-together colors. Or help you pick indoor paints. Or give technical advice on how to prepare a surface (even one this bad). Or show how to Charge it on Sears Revolving Charge at our stores or through our catalog.

Mr. Know-it-all.

Fewer paint parties.

Like we said, painting a house is no snap. But there's one way to make it easier.

Try on The Overcoat.

Sears

You can't do better than Sears.

By Dorothy Lambert Brightbill

FLOWER PICTURES TO EMBROIDER

Photographer: Ray Woolfe

These floral compositions to embroider and frame are creative stitchery at its best—a fine art. The sunny warmth of Garden Flowers (above) has a contemporary feeling that is not amiss in a traditional setting. Its companion piece, Wild Flowers, will also complement either setting. Use singly or in pairs. They are 19x22 inches, stamped on beige, 100 percent linen. Kits include crewel yarns and complete instructions. Handsome frame of moss green and gold is also available (see coupon).

Fill out coupon and enclose check or money order. New York State residents please add sales tax. Allow 3 to 4 weeks for handling and mailing. (Sorry, we are unable to handle Canadian, foreign or C.O.D. orders). To avoid delays please indicate your zip code.

American Home Magazine, Dept. CJ
P.O. Box 8, North Station,
Yonkers, N.Y. 10703

I enclose $_____ for item(s) checked below.

____Garden Flowers (19x22 inches) Kit GCJ-180	$8.98
____Wild Flowers (19x22 inches) Kit WCJ-181	8.98
____Frame for above CJ/F-182	10.98
____New color catalog of available kits	.25

_____
print name

_____
address

_____
city

_____
state zip code

What makes Drexel furniture so special?

DI MODA: Italian with a touch of French—richly carved—in walnut veneers for living, dining and bedroom. Note the collector's look, the harmony of "unmatched" design. And think how you can give your originality free rein with three finishes to work with: two complementary browns and antique white with avocado trim of decided European flavor. *Styling Director, Jim Peed. Designed by David Zagaroli and Phillip Kellar.*

Things like real wood carving. As in Di Moda.

You look at the abundance of handsome carving. You see how deeply it's incised. You think—it's got to be a costly import or antique. And you'd be justified, considering all the substitutes that are passing for real carving today. Why? Cost—pure and simple. You see, very few people have the woodworking facilities and skills—not just to carve . . . but to do it without sending the price sky high. Fortunately, Drexel has both. So you can have the *real* thing. And have it realistically. With both inner satisfaction and peace of mind knowing that it's *Drexel*—most trusted name in furniture.

We brought you right up close to this beautiful Della Robbia swag of fruit and nuts so you could see the extraordinary depth and fine detail. Isn't that something at a price a person can afford! One more example of Drexel's never-ending desire to please you . . . of the added care and extra effort that make Drexel furniture so special for you.

See why all Drexel styles are so special. Send 50¢ for full booklet set: Drexel Furniture, 301 Huffman Road, Drexel, N. C. 28619.

by Drexel

MOST TRUSTED NAME IN FURNITURE

By Farrell Cross

WHAT TO LOOK FOR IN A SECOND HOME



A second home should be for relaxation and fun, geographically well-located, and properly equipped to provide most of what parents and children want during vacations and long weekends. Too many people buy leisure homes simply because they have suddenly found a "great buy" or have been infected by friends who speak in glowing terms about Lake Such-and-Such, or the grandeur of Mt. Doe.

One of the first steps is to sit down and make a rough chart of desires and aspirations, likes and dislikes. What are you getting *into* and what are you getting *away from*?

Think in terms, too, of what each member of the family really wants. Is the wife shifting from the familiar chauffeur routine at home to another kind, where her vacation time becomes an endless round of ferrying children to activities too far apart for walking? Will teen-age daughters find enough social life to keep them contented, and teen-age boys enough of the sports they like to keep them continuously active? Dad may just love the fishing and hunting potential in a certain region, but how about the rest of the family?

OLD OR NEW?

Should you look around for an existing home or start from scratch and build your own? The existing home is available and ready for you to move into, hopefully with only minor alterations, painting, and redecorating. On the other hand, your personal requirements may be such that it is almost impossible to find exactly what you want, at the right price, and in the right location. Then you have to settle on a new house, built to your specifications; and be prepared for the time lag and the delays that inevitably arise.

Since leisure-time homes are generally built purposely in less-populated areas, construction is likely to take much longer than it would around metropolitan centers. And, if you should want special types of construction materials not native to the scene, you may find that these have to be back ordered and shipped. Be prepared, too, for increases in costs as you go along, and exercise restraint in changing plans once construction has begun.

Selecting one of the many types of prefab homes available through manufacturers, such as Techbuilt and Deck House, may be the solution between the desire of having a custom-built home and the problem of having to wait too long for it.

WHAT ABOUT FINANCING?

If a mortgage is a must for you, make financing the first item on your checklist before you even go to the trouble of looking at homes and properties in the locations that interest you most. Some friends of ours who were building in Vermont had to sit out a six-month wait because mortgage money was very tight in the community they had selected. Expect to have more problems with financing than you would in buying a primary home. The second-home market is relatively new. Thus, lenders in many areas have not yet had time to evaluate the trend and enter this field. Builders themselves, in rural areas, often don't know how to approach banks and other lenders to help you make financial arrangements. Then, too, since most lenders consider second homes in the luxury category, they feel these properties offer less investment security should the country's economy dip and the home market become weak.

In some instances, second-home buyers can arrange a mortgage through the same lending institution that holds the mortgage on the primary home. But this is possible only if the second home is relatively nearby and within the lender's legal radius of operations. You should expect to find that the rates will be higher and the terms shorter, no matter how you go about your financing. But the trend is toward more and more availability of suitable financing. One good reason for this is that lenders who have become involved with the new leisure-home market have had few delinquencies.

An ever-broadening solution to the problem of financing is to buy your leisure home in a "development" community. These are resort areas, mostly for both summer and winter activities, developed by builders large enough to make their own negotiations for capital. Shenandoah Development Company, near Washington, D.C., for example, works through local banks to obtain loans for terms up to 15 years and practically guarantees "100 percent financing." Schneller Homes in Milwaukee found that banks near the firm's vacation-homes community were interested in cooperating on mortgages because "they feel more residents—even on a part-time basis—will help the area economically." And for much the same reason, the Mystic Islands development near Atlantic City, New Jersey, was able to attract mortgage money for the purchasers of its modest homes on 25 lagoons, that ranged in price from about $12,000 to as low as $7000. In the West, the Great Texas Lumber Company handles a great deal of its own financing on money that it borrows from a bank on a collateral-loan basis, thus making it easy for would-be buyers with sound credit ratings to purchase its homes.

Yet another solution to financing—if you are absolutely set on a region where there is no development and where home financing is impossible—is to purchase a mobile home and a lot that you can afford to buy outright. With well-planned, solidly constructed, and attractive appurtenances built on, these can serve indefinitely as leisure homes. The advantage here is that the financing is as easy as that for buying a car. A typical purchase would be one-third cash, the rest paid over ten years. The disadvantage is that—as in the case of buying cars, or major appliances—the interest rates are high (about 11 percent) and the structure depreciates over the years, rather than increasing in value as many homes do.

IS LEISURE MOST IMPORTANT?

There are many elements to look for and consider in shopping for a second home. In 90 percent of the cases—and it will probably be true of you, as one who enjoys good living—*leisure* is the magic word.

Among the advantages to look for are these: low-maintenance building materials; floor plans that suit the activities your family will be engaged in; convenient access to shopping facilities, even though you may be well off the beaten path; roads that will pose no problems during the periods of the year you will be using the house; access to recreational areas and activities without constant chauffeuring; and reliable electricity, drinking water, and sewage facilities.

Of all the types of leisure homes you might consider, one of the most convenient is the condominium. Increasing in popularity in many vacation regions, condominiums are apartments that you buy outright or through a mortgage. You pay regular monthly fees, which vary, depending upon the types of services offered; management of the overall complex; heat, hot water, and other facilities; cleaning of hallways, public rooms, and grounds; and frequently, the use of swimming pool, tennis courts, ski slopes, or other sports facilities.

One of the conveniences of the condominium, particularly if you want it for spur-of-the-moment weekend use or for winter vacations, is that you simply unlock the door and walk in. You never have to turn on the furnace, wait for hot water, or shovel snow to get in the door. In most cases, too, it is relatively easy to hire a maid, cleaning woman, or baby-sitter when needed. And many condominiums, particularly the larger ones, offer a rental service that makes all arrangements for you. You do not have to look for tenants, be on hand to let them in, or clean up after them.

What if you want this kind of convenience, and yet prefer to live in an individual house? Within the past few years, development communities have been springing up that offer similar group services. A good example is the 80-acre Holiday Lakes Club in Pasco County, Florida, with homes developed by the Jim Walter Corporation of Tampa. Each family pays a fee of $120 a year to a "trusteeship," which in turn provides and maintains tennis courts, riding stables, beaches, and docks; mows the lawns, keeps up the roads, takes care of garbage and trash removal, provides guard service; and brings in sports directors.

IS AN OLDER HOUSE YOUR ONLY LOVE?

If you prefer—as many people do—the environment, character, and atmosphere of an old house, know what you are getting into before you buy a somewhat (continued on page 70)

Think colorful thoughts

Think colors like these for the floor of your fun-and-games room. They have a way of brightening the whole room—and the mood of everybody in it.

This is new Rocosa™ Excelon® Tile—budget-priced vinyl-asbestos, but with something special on top—a vinyl-formula wear layer that gives it a rich, expensive look.

You can install it yourself. It's easy!

See the many Excelon colors and designs at your Armstrong retailer's. He's in the Yellow Pages under "Floors." Ask about his easy payment plans.

And make sure you get that special vinyl-formula wear layer. Only Armstrong Excelon Tile has it.

Free! "Color Creates the Mood," our *new* 24-page booklet of decorating ideas. Write Armstrong, 6806 Pine St., Lancaster, Pa. 17604.

Armstrong

Stop missing out on

From the 173 stereo or regular albums here, Capitol Record Club invites you to

Take 12 FREE

if you buy one record now and agree to buy a record a month for the next year from more than 300 a month to be offered

Music can mean so much in your life—are you enjoying your phonograph as often as you should? If you're not, maybe it's because you get tired of playing "the same old records" all the time. But exciting things are happening in the world of music all the time. New stars are born—and long-time favorite stars are recording exciting new albums. The offer on this page will introduce you to a wonderful way to keep up with the most enjoyable new records. As a member of Capitol Record Club, you'll receive a free monthly copy of "Keynotes," the Club's big, beautiful full-color magazine, reviewing and listing over 300 outstanding records a month. The ones you want (or if you prefer, we'll choose one a month for you) are delivered to your door at average savings of about 50% off the regular price! To start, just detach, fill out, and mail bound-in postpaid reply card.

Now—join the more than one million people who have discovered this convenient

the fun of music you like!

money-saving way to shop for records, from a wide variety of favorite stars and hits

If card has been detached, write for enrollment form to: CAPITOL RECORD CLUB, Hollywood & Vine, Hollywood, California 90028

By Constance Bartel

FINDING YOUR OWN GOOD LOOKS

Don't you love the idea of formulating your own individual beauty tricks—the way models do? It's fun to look at yourself very objectively in the mirror and to say, "What you need, my girl, is a highlight on your cheekbones." Or lipstick with a hint of yellow. Or something to tone down your eyebrows. Whatever. Then you pick and choose and experiment with this foundation or that lip gloss or the latest eyelash adhesive—until you have your own bag of tricks.

Not only do you look great, but in this day of the big American Good Looks Sweepstakes, it's heady to feel that as wife and mother, you too are off and running. Holding your own with good looks and grooming lifts *your* ego even more because as the world's busiest woman you have to do so much maneuvering and finagling and fitting in to find time for your looks. But is it worth it!

SKIN TONES YOU BLEND TO ORDER

Can you imagine, for example, how expert and professional it can make you feel to recognize that what your skin tone needs is a touch of *green?* Yes, green! Helena Rubinstein's new Silk Fashion Minute Makeup Stick comes in eight complexion shades and two toners, one of which is Mint. If your skin happens to be more pink than you like, or more red, a quick slick of the Mint, well blended with your fingers, gives you an instant demonstration of the pretty power-of-color mixing. But if your skin tends to sallowness, then the other toner, in Blush, is what you want for a warm up.

If you don't need any special color correction but want a smooth, even, face base with good coverage, one of the regular shades will do the trick. The toners can be used over or under a regular shade. The Minute Makeup Stick comes in a plastic case you swivel up and down.

Do you bathe or shower? Our guess is that you shower most of the time because you're in a hurry most of the time, and that you relax in a scented, leisurely bath whenever you get the chance. So Helene Curtis has something new and nice for either approach. Tender Touch Showerettes are little folded paper towels saturated with bath oil and individually packaged in envelopes. You step from the shower wet and swipe a Showerette all over your body, with special attention to arms, legs, ankles, elbows to smooth away dry skin and ward off further drying. This is a good idea at the beach, too, when you do so much after-swim showering, possibly in an outdoor shower.

But save Helene Curtis's new Foam Silk Bubbling Bath Oil for the bath you have time to enjoy. What's new about it is that it's a double-decker formula combining a bath oil to cosset dry skin—and bubbles to soften hard water as well as to scent it. And you can clearly see the two levels—pale blue bath oil sitting on top of deeper blue bubble bath. Shake the bottle before you sprinkle into the water then lie back and enjoy the foam, the fragrance, and the knowledge that there will be no bathtub ring—a nice side benefit.

Do you have the kind of hair that drives you mad just three days after you've washed it—it gets so oily so fast? Do you know about Alberto VO5 Super Lather Shampoo for Frequent Shampooers? Because it is formulated to do a better job of emulsifying the oil in your hair, it helps to lengthen the time necessary between shampoos.

EYEBROWS GO LIGHTER

Makeup experts have been having second thoughts about eyebrows lately. Even if you have been using a good cake powder eyebrow makeup, possibly your eyebrows have been too dark for the rest of your eye makeup or for your skin and hair. Besides, lighter brows are in fashion to reflect the gentler approach of all the fluffy-ruffle new feminine clothes. So Revlon has come up with Ultima II Brow Lightener and Toner in cream cake form. It comes with a two-ended brush, one end spiral, one end fine-pointed. First you spiral color against the grain of your brows, blend and smooth, then fill in with the pointed end. There are four shades, and it might just be that a lighter eyebrow is the final subtlety that could bring your face to total prettiness.

And speaking of eye makeup, if you sometimes awaken with rather bleary dark smudges around your eyes even though you're sure you removed every bit of eye makeup the night before, look into Clairol's new Eye Makeup Cleanser. It's a light, gentle, efficient oil that rinses off with water and eliminates all that rubbing and scrubbing which is no way to treat the delicate eye area.

BEAUTIFUL BLUSHERS

Don't you agree that one of the pleasures of using cosmetics, in addition to the obvious plus to your looks, is the fun of handling glamorous beauty tools? Don't you get a kick out of nifty little brushes and tiny tins of color and pretty jars and bottles? We do and we think you're halfway to feeling glamorous when you just pick up a beauty tool.

One of the newest to give this special kind of feminine pleasure is Max Factor's new UltraLucent Blusher compact. It's billed as the big little blusher—and it is. A tiny two-and-a-quarter inches square, it's white plastic contoured to feel nice in the palm of your hand and to slip into a very small purse. So you are all the more surprised to find a quite hefty little short-handled brush with a generous sweep of bristles, a good-size cake of soft color, and a mirror inside. It comes in three shades which you finesse onto cheekbones, chin, brow—wherever you want a natural bloom of color.

And because tinting your face with a stick is such a big trend this summer—possibly because it's so downright convenient—you'll also want to look into Yardley's new Face Slicker Stick, a translucent frosty blusher that you can use for highlighting or overall glow.

MITZI GAYNOR—glamorous motion picture star

"Coppertone gives you a better tan"

C'mon, join the tan-ables! Get the fastest tan possible with maximum sunburn protection. That darker, deeper tan... skin that looks and feels satiny smooth, soft. Let Coppertone give you a better tan! More people rely on its exclusive moisturizing-tanning formula than any other suntan product in the world!

Tan, don't burn, use Coppertone.

Coppertone, Shade and Royal Blend are reg. TM's of Plough, Inc. Also available in Canada.

Sadly, many women will buy the vinyl floor on the left.

Why?

Simply because it's better known than ours.

But if a name isn't everything to you, take a look at the floor on the right. Because we can offer you beauty and leisure.

For good reasons.

We can offer you beauty because we make our patterns like many of the finest reproductions of art are made. A process called gravure.

(Instead of the usual way of making a pattern by compressing vinyl particles together.)

Which is why our brick floor looks like a brick floor.

Not like a vinyl floor.

And we can offer you leisure because the top surface of ours, instead of being vinyl particles, is a clear nonporous sheet of vinyl. Which dirt can't work its way into. In fact, it wipes clean as easily as a window.

You can see the pattern pictured, called Antique Brick, and our many other authentic-looking vinyl floors, at your Ruberoid dealer. See the Yellow Pages, under "Floors."

After all, what's a big name when you wash the label off? For literature, write GAF Floor Products Division, 733 Third Avenue, New York, New York 10017.

gaf Ruberoid

We make beautiful vinyl floors.

© General Aniline & Film Corporation



TIN-CAN MENAGERIE

Here's a collection of whimsical creatures to help your youngsters make on a rainy day. Turtles and snails, a dragon fish, chicks, and even a park attendant are made from empty tin cans, colored paper, nontoxic paint, paper clips, can keys, corks, swab sticks, and a drawer pull, all easily assembled with glue. They will make a happy display as bright and lively decorative accents in a child's room.

Dragon fish: 2 soup cans, 1 tuna can, 1 frozen-juice can, 1 cardboard roll, 1 large crayon (for tail), paint, paper.
Green snail: 1 frozen-juice can, 1 tuna can, 2 swab sticks, 2 paper clips, paint, paper.
Yellow snail: 1 juice can, 1 tuna can, 1 soup can, 2 can keys, paint, paper.
Bunny: 1 tuna can, paint, paper. Ears, heavy white craft paper, purple lined.
Turtle: 1 tuna can, paint, paper. Legs, 4 corks; head, painted knob; tail, paper with paper bow.
Pink chick: 1 juice can, paint, paper. Swab stick for flower stem.
Yellow chick: 1 juice can, paint, paper.
Park attendant: 2 frozen-juice cans, 1 medium and 1 large tuna can, 1 can key, paint, paper. Nose, cork.

Photographer: Ben Swedowsky

New from Honeywell... the Thermostats for all seasons.

Total comfort begins in your home with a Honeywell thermostat. It's the symbol of finest quality. The new clock thermostat and the new Honeywell Round thermostat control heating in the winter, cooling in the summer... automatically. And they're backed by over 80 years of Honeywell experience. So when you buy, build, or remodel your home, go first class... and feel comfortable about it.

Honeywell
AUTOMATION



The Honeywell clock thermostat automatically turns temperature down at night, up in the morning . . . you sleep cool, wake up warm.



Only Honeywell could improve on the world's most popular thermostat. The Round has taken on a newer, more handsome look—and it's more accurate than ever before.

This broiler-oven thinks it's a $300 stove

Toastmaster's broiler-oven actually bakes the way an electric stove does, only it's smaller. Flip it over and it broils like one, too.

From cakes to steaks, everything comes out just right because Toastmaster uses electric-stove type heating units and automatic temperature controls (200° to 475°). There's even a window in the door.

It's a lot easier to clean than a stove—the inside is easy to get at, the drawer slips right in your sink. For a gift or for yourself, see the Toastmaster model 5231 at your favorite store soon.

TOASTMASTER®

Toastmaster Division,
McGraw-Edison Company,
Elgin, Illinois 60120



THE MOST FROM YOUR AUTOMOBILE

By WILLIAM J. TOTH

THE INTERSTATE—AMERICA'S DREAM ROAD

Over 25,000 miles of new modern highway and it is all yours to use. Your tax dollar has been and is at work building one of the most elaborate road systems ever known to man. It runs from coast to coast and border to border including 49 states and the District of Columbia. It is called "The Interstate."

Presently, over 63 percent of the road is completed, with the entire 41,200 miles scheduled for completion in 1972. The estimated cost is over 56 billion dollars.

What does this mean to you as a motorist? It means safer travel, less congestion, and a saving of time and money as you travel. But this is not automatic. You must still uphold good driving habits, maintain a safe car, and plan ahead, anticipating certain conditions that might be present.

Following are some of the things you should be aware of and adjust to.

ADVANTAGES OF THE INTERSTATE

With the elimination of intersections, signal lights, sharp curves, steep hills, and pedestrians, this superhighway calls for fewer and fewer decisions on the part of the driver. Consequently, the fewer decisions, the less chance for error, your safety increases. The average mileage fatality rate for the Interstate is about one-half the average national rate on all roads.

Starting and stopping your car, besides being annoying, costs money every time you do it. The Interstate all but eliminates starting and stopping, which again saves time and money, not to mention wear and tear on the driver.

If you travel at the posted limit, or less, chances are you will also save on gas consumption. On older roads drivers have a tendency to feed gas erratically and, as a result, more is used than is actually needed. The gentle curves and modern design of the new system permit you to feed gas smoothly.

The new super-system also has large, uniform markings coated with reflective material for night driving. These should help you find your way easier.

The convenience of having the Interstate in 49 states and the District of Columbia is perhaps the greatest advantage, because its benefits can be enjoyed by a greater number of motorists than ever before.

DISADVANTAGES

Even though the overall effect of the Interstate has been good, there are some disadvantages. Among them:

- Since not all the system has been completed, on occasion you will have to get off the road and detour on an older road.
- Since roadside environment has been cleared and replanted with low shrubs, much of the immediate scenic beauty has been removed, leaving a sterile, artificial scene.
- At speeds of 60 and 70 mph the road is not built for sightseeing. The driver cannot let his eyes wander.
- Service stations and motels are not permitted on the system. You must get off at an exit and get such services there.
- There are few, if any, billboards giving detailed descriptions of services ahead. Official signs tell you which exits to take for services, but fail to evaluate the services.
- Even though there may be competition at these exits for your business, you are still a captive customer unless you go some distance from the road. As such, you may have to pay higher prices.
- The Interstate may include some toll roads and bridges so be prepared to pay.
- Breakdowns can be costly, time- and money-wise. Because of the lack of communications, and sometimes patrols, if your car becomes disabled you may be stranded for some time. This remoteness can be quite serious in case of an accident when medical aid is needed immediately.

DRIVING PROBLEMS COMMON TO INTERSTATES

You must keep up your speed. This is no place to dilly-dally. This road was built to move traffic quickly and safely. Watch for the posted limits and

stay above the minimum and below the maximum. If you want to sightsee, get onto an older, parallel road.

Don't let yourself get boxed in by traffic passing you from behind. Because of the high speeds involved, traffic can overtake you from the rear before you realize it. Make sure your side and inside rearview mirrors are set correctly and use them constantly. When you see that you are going to have to make a pass ahead, signal and get into the left lane as soon as it's safe to do so. Lingering a minute or less can mean getting caught behind a slow-moving vehicle while ten or 15 cars that crept up on you while you were hesitating pass you. Conversely, you must be careful not to pull into the passing lane in the path of a car that has just overtaken you.

Monotony and fatigue are two conditions that affect many drivers on high-speed, limited-access roads. You can eliminate—or at least minimize—these by limiting driving to two-hour periods with a rest in between, or a driver change. Air conditioning in your car can create a lower temperature and help keep you from getting drowsy. Talking to passengers, listening to the radio, and maintaining good air ventilation in the car can minimize the effects of fatigue. Remember, however, there is no substitute for getting enough sleep.

If you break down, get your car off the paved surface. To signal for help raise your car hood and tie a handkerchief to your radio antenna or door handle. And stay with your car.

SPECIAL INTERSTATE INFORMATION

- Interstate road markers are red, white, and blue on a large shield carrying the word Interstate, the state, and route number.
- Routes with odd numbers run north and south and even numbers run east and west.
- Low route numbers are in the south and west.
- Loop or belt routes usually serve as bypasses around cities. These routes are indicated by three-digit signs, with the first number always an even one.
- A spur off the main route is indicated by a three-digit number with an odd number first.

PRECAUTIONS TO INSURE SAVING TIME AND MONEY

- Make sure you have the latest maps. New roads are being opened daily and may not be on your old ones. For the newest maps, write to the highway department of the state you plan to visit.
- Get your car tuned up a couple of weeks before you start your trip.
- Don't take a chance on tires. They are inexpensive compared with the cost of your life. At 60 mph you must have confidence in them.
- Every time you stop for gas, take a few minutes more and have your oil, radiator, and battery checked. Your car could suffer from serious wear if any of these were not up to par.
- If you need reservations for lodging, stop and call ahead when you can determine how far you will drive by nightfall. Since motels are not on the Interstate, calling ahead will save you having to canvass motels that lie some distance off the roadway.
- Although chances of a breakdown are greatly minimized by keeping your car in top condition, you still can have one through no fault of your own. This is the time when a valid motor club card can be extremely valuable.

OVERCONFIDENCE

Don't let the low mileage-fatality rate give you a false sense of security as you travel the Interstate. This rate figure is a national average, meaning some sections have a higher rate while others have a lower one. The higher rate in some cases is higher than the national average for all other roads.

Although the road system is as modern in design as your car, you must still exercise good judgment, skill, and respect for the road to enjoy its benefits.

Mr. Toth is a professor at the Center for Safety Education, New York University.

Go all out for the in look

Walls of new FORMICA® brand Panel System 202. Here is a totally new look with moisture-proof paneling that eliminates old fashioned tile look and grout line dirt. Teak 417 and Starflower Gold 145. An exclusive and complete wall system including trim molding.

Vanitory top and cabinet surfaced with FORMICA® brand laminate. Now you can match vanitory patterns to walls. Here authentic Teak is a perfect match and the Butterscotch 869 top reflects Starflower tones.

Shower wall of FORMICA® brand Panel System 202, Starflower Gold. Smooth surface gives you highly durable, wipe-clean walls. Your choice of 18 fashionable patterns, authentic woodgrains and marble designs.

Colors are the cue to the in look for '68. Bold, bright colors in FORMICA® brand laminated plastic to bring the elegant but practical look to vanitories and walls. Exclusive go-together colors you can mix or match with FORMICA® laminate woodgrains and patterns. All granted the Good Housekeeping seal. Building or remodeling? See your local dealer, builder or write Dept. AH-68

nahb The Name of the Game is Living. Explore a New Home Today.©

There are other brands of laminated plastic but only one

FORMICA® BRAND laminated plastic

Leadership by design

Formica Corporation • Cincinnati, Ohio 45232, subsidiary of CYANAMID

WHAT ARE THEY?

BENTWOOD PARSONS TABLE BAKER'S RACK

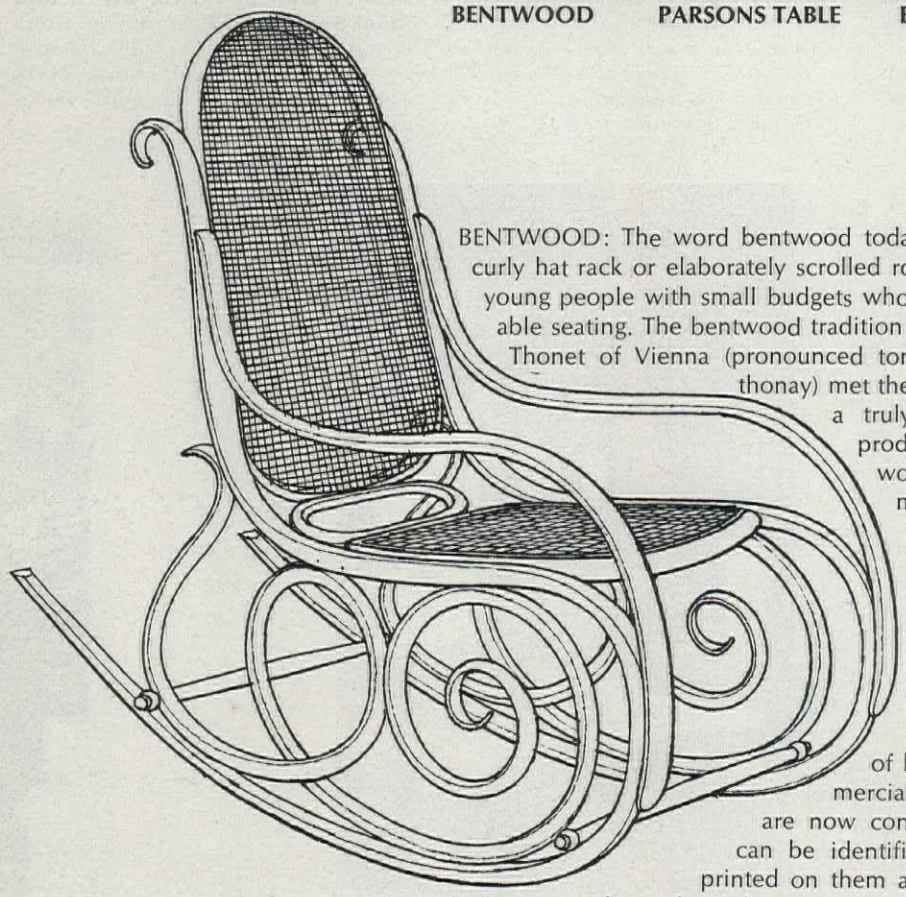

BENTWOOD: The word bentwood today conjures up an image of a curly hat rack or elaborately scrolled rocker (left). It is a byword for young people with small budgets who need attractive and comfortable seating. The bentwood tradition started in 1836 when Michael Thonet of Vienna (pronounced tonet, rhymes with sonnet—not thonay) met the oncoming industrial age with a truly efficient process for mass-producing furniture. By steaming wood to make it pliable he made it possible to mold the wood into curves. Not only were these curves lovely to look at, they provided a new system of construction so that awkward stretchers and bulky legs could be eliminated. Thonet designed and manufactured all types of bentwood, from cribs to commercial furniture. His original pieces are now considered collectors' items and can be identified by the Thonet name imprinted on them and also by the refinement of the ends of the curves. In original pieces these taper out elegantly and do not end abruptly in a thick stump as they do on reproductions.

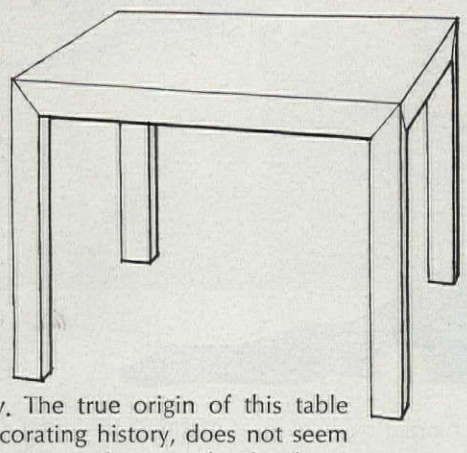

PARSONS TABLE: Though you are apt to find a deacon's bench in a church or rectory, not a Parsons table will you see in the parsonage. Because contrary to the sound of its name a Parsons table has no ecclesiastical history. The true origin of this table that is making decorating history, does not seem to be recorded. However, the story that has been passed on is that it was designed by a student at the Parsons School of Design. It was so successful with fellow students that it was frequently incorporated into their room designs while at school and into rooms designed for their clients after graduation. Its appeal is in its simplicity and adaptability to a variety of uses. The original design was a rectangular or square table with square legs the same thickness as its apron, finished in lacquer. Until recently a Parsons table was available custom made only and was therefore not in everyone's price range. Now, however, several manufacturers are mass producing Parsons tables. They are available in many sizes, heights, and finishes. Depending on height and size, a Parsons table can serve as a coffee table, end table, desk, or dining table—its classic lines make it an attractive addition to any room. You will find it unpainted (if you're a do-it-yourselfer), made of plastic laminate, in contemporary wood finishes, and in a variety of colored lacquer finishes. Newest of all are Parsons tables upholstered in plastic, fabric, or leather.

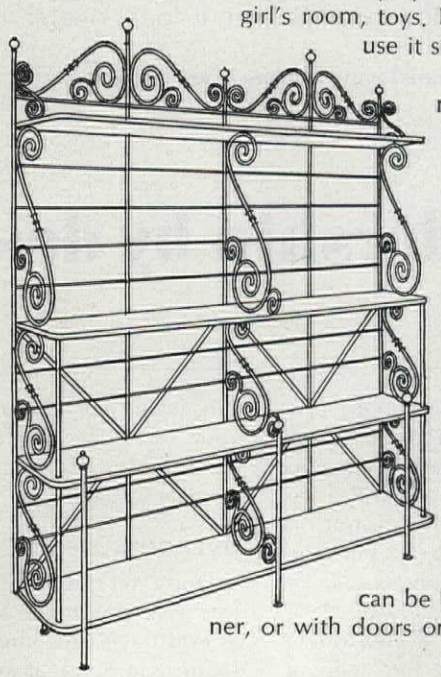

BAKER'S RACK: The baker's rack originated in France in the early 19th century and is, indeed, just what the name suggests—a rack where those long, crusty loaves of French bread hot from the oven, could be placed to cool. Racks were made of steel tubing with brass fittings at the joints and particular attention was given to their design since they were used for display in the bakers' shops. Of course, it was inevitable that a piece combining function and good looks would find its way into someone's home. Baker's racks are a favorite of today's interior designers. They mix well with many furniture styles, add a great deal of charm to a room, and can be used for many purposes. A baker's rack in a bathroom might hold stacks of towels, in a dining room it could display china, in a little girl's room, toys. In a living room use it simply as a decorative element, massed with potted plants. Because they are much in demand, antique baker's racks are expensive and not too easy to find. However, reproductions and adaptations are available. There are even some made of wicker or rattan. They can be had to fit a corner, or with doors on the lower half.

Drawings: Charles Rieger

Here's the BARWICK Carpet Dealer in Your Area.

ALABAMA

Bessemer.....Chew Home Furniture Company
Birmingham.....Drape and Carpet Decorators
Birmingham.....Chew East Lake Furniture Co.
Birmingham.....Oxford Furniture Gallery
Birmingham.....The Glidden Company
Birmingham.....Town & Country Furniture Co.
Gadsden.....Hundley Interiors
Montgomery.....L. L. Owen & Sons Carpet
Tuscaloosa.....City Furniture Company
Tuscaloosa.....City Furniture

ARKANSAS

Dumas.....John Puryear Furn. Company
Fayetteville.....Polk's Furniture Discount
Ft. Smith.....Arcade Carpets
Jonesboro.....Continental Interiors
Little Rock.....Little Rock Shade & Blind

GEORGIA

Atlanta.....J. Bain
Atlanta.....Bair Pool Service Company
Atlanta.....Blanche Reeves Interiors
Atlanta.....Mary Douglass & Associates
Atlanta.....Huff Furniture, Inc.
Atlanta.....Harriet Knox Interiors, Inc.
Atlanta.....Leisure House, Inc.
Atlanta.....Leisure House, Inc.
Atlanta.....Manor House Galleries
Atlanta.....Florence Pottinger Interiors
Atlanta.....Sarah Strickland Interior Design
Atlanta.....Suburban Living, Inc.
Canton.....Jack's Floor Covering
Forest Park.....Floor Fashions
Hahira.....Jordan Carpet Service
Waycross.....Walker-Hood Furniture Co., Inc.

MISSISSIPPI

Jackson.....Pepper Carpets, Inc.
Kosciusko.....Jordan Furniture Company

NORTH CAROLINA

Asheville.....The Carpet Shop of Asheville
Asheville.....Morrison's Finer Furniture
Charlotte.....Acme Carpets, Inc.
Durham.....Shaw Decorating Co., Inc.
Fayetteville.....The Mill End Store
Greenville.....Bostic-Suggs Furniture Co.

OKLAHOMA

Ardmore.....Ardmore Furniture & Decorator
Duncan.....Edwards Home Furnishing
Elreno.....Koert Carpet Company
Lawton.....Popular Furniture
McAlester.....Setliff-Hunt, Inc.
Oklahoma City.....Carpet City
Oklahoma City.....Evan's Home Furnishings
Pauls Valley.....Jackson Furniture
Stillwater.....Remy-Shephard Furniture
Tulsa.....Don's Floor Covering

SOUTH CAROLINA

Anderson.....Provost & Son, Inc.
Charleston.....Dixie Furniture Company
Florence.....Rugmasters of Florence
Marion.....Clark's Furniture & Jewelry
W. Columbia...Carolina Tile & Carpet Company

TENNESSEE

Alcoa.....Proffitt's
Bristol.....Gurley's Homestead House, Inc.
Bristol.....Hayes Carpet, Inc.
Kingsport..Davis Furniture & Carpet Company
Knoxville.....East Tennessee Acoustical
Pigeon Forge.....Willey Newman Tile Company

TEXAS

Amarillo.....Casey Carpet Company
Dallas.....Bernard-Fain Carpets
El Paso.....Lane Carpet Company
Ft. Worth.....Blackmon-Mooring Company
Ft. Worth.....Leonard's Dept. Store
Galveston.....Plantowsky's
Houston.....Carpet City, Inc.
Irving.....Irving Floors
Lubbock.....Casey Carpet Company

WIN
a house-full of Barwick carpet

1.win Decorating begins with carpet. So begin right. Win a whole house-full (or apartment) of wall-to-wall carpet. Or win any one of 20 other valuable carpet prizes. All in your choice of colors and textures. All from Barwick, the world's leading maker of tufted carpets and rugs. All made with Acrilan® acrylic fiber—the man-made fiber that holds its color for years, cleans like a dream.

Here's how. Nothing to do. Nothing to write. Just go by your participating Barwick dealer's (see list opposite) and pick up your entry blank.

Everyone is a winner. Your dealer has a gift for you: a free copy of the illustrated, 192 page book, "What You Should Know About Carpet." A 95¢ value on your newsstand. If you buy any Barwick carpet of Acrilan during the contest and become a winner, your purchase price (up to the value of your prize) will be refunded by Barwick. So read on. Read all about the carpet and rug prizes we're giving away in addition to the grand prize of a house-full of carpet.

2.win 100 sq. yds. of indoor or outdoor carpet.* Enough carpet of Acrilan to cover living room, dining room, hall and bedroom in the average house. There will be five winners here.

3.win a completely carpeted family room* or patio. (Up to 40 sq. yds.) Again five winners. The carpet is "Terraset"—Barwick's new carpet of Acrilan specifically made for outdoor use, yet it's so handsome many people use it indoors.

4.win a 9′ x 12′ rug of luxurious Acrilan. We're giving away 10 in all. Your choice of colors and patterns in loop piles, cut piles, subtle sculptures.

Contest closes June 15, 1968. Offer void wherever prohibited by law.

**including padding and installation.*

E.T. BARWICK MILLS, INC.
Chamblee, Georgia

This contest is void wherever prohibited by law.

gives natural wood a
RICH, HAND-RUBBED EFFECT

Fabulon's Wood Lore

If product or performance defective • Good Housekeeping GUARANTEES • replacement or refund to consumer

☐ amazingly easy to use; levels out smoothly, no laps, no runs; even amateurs get first-class results.

☐ lustrous satin finish cleans easily; resists chipping, peeling, stains; lasts for years.

☐ perfect for paneling and all other interior wood surfaces.



Look for this emblem at paint, hardware and bldg. supply stores. Ask for free wood-finishing manuals.

MEMBER FABULON WOOD FINISHING COUNCIL
EXPERT ADVICE ON NATURAL WOOD FINISHES
Fabulon

PIERCE & STEVENS CHEMICAL CORP.
BOX 1092 • BUFFALO, N. Y. 14240
...a Pratt & Lambert company

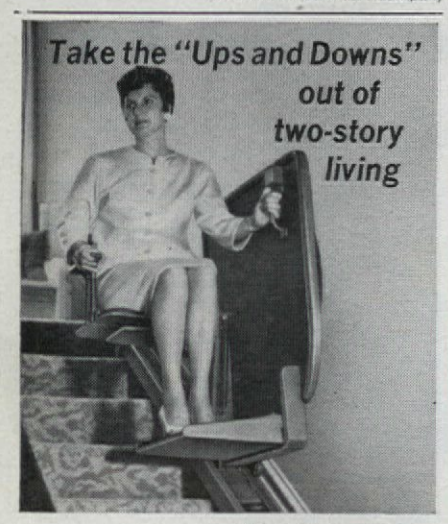

Install an *Inclinette*

There's no need to sell your two-story home because someone must avoid climbing stairs. Install an Inclinette on your present stairway and ride upstairs and down with the push of a button.

Inclinette is a must for the handicapped and elderly and a real convenience for every member of the family.

Write for new, free booklet

This colorful booklet tells about Inclinette, the 2-passenger Inclin-ator, and "Elevette" — our modern home elevator.



INCLINATOR COMPANY OF AMERICA
2251 Paxton St., Harrisburg, Pa. 17105

SHOWER DRAINS RUNNING SLOW?
CALL YOUR LOCAL
ROTO-ROOTER®
SEWER SERVICE
And away go troubles down the drain

HYPONeX®
Soluble PLANT FOOD Complete
GROWS BETTER PLANTS INDOORS OR OUTDOORS
In Poorest Soil -- Even in Sand or Water
Preferred by millions for 30 years. Simply dissolve in water and feed all plants through roots or foliage. Clean, odorless. If dealer can't supply, send $1 for 10 ozs. - makes 60 gals. 75-Product Catalog free.
HYDROPONIC CHEM. CO., Copley, Ohio 44321, U.S.A.

MAGIC IN YOUR GARDEN

There was a time when only the rich could afford the magic of a fountain. Today, however, building a fountain is little more than a matter of connecting and installing preassembled components. This fountain, by the Hans Sumpf Co., consists of three sculptural units with the necessary piping already inside. They have been erected in a concrete pool and are fed by a submersible pump made specifically for this purpose. Many garden shops and mail order houses stock the necessary items.

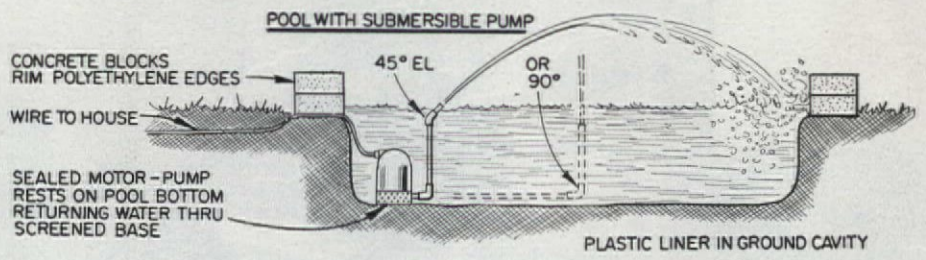

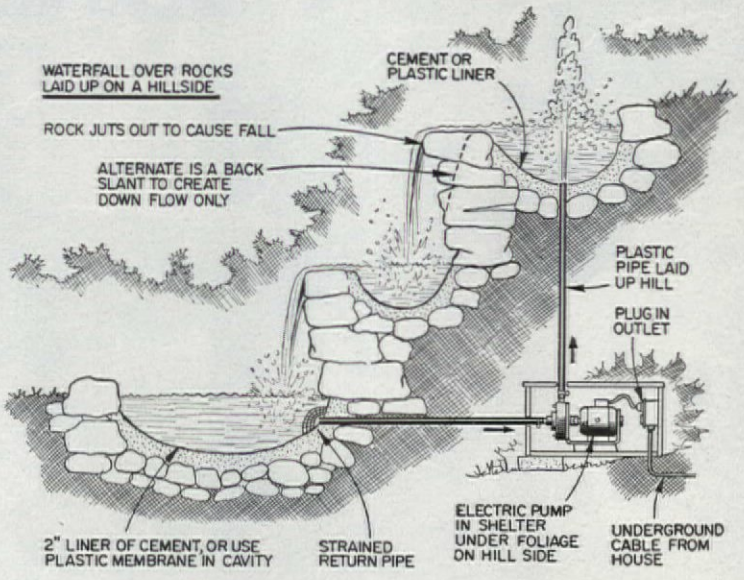

Building a fountain can be as simple or as complex as you want to make it. In the drawing at top right, for example, a hole has been scooped in the ground and lined with a sheet of plastic. The pump sits right in the water. No plumbing is required, except for the nozzle and, if you wish, an extra line to replenish water lost through evaporation. In drawing at right a single pump supplies three pools. Water is sent into a basin on a slope. From there, it flows in two steps to the main basin, where a return pipe feeds it back to the pump. Size and capacity of the pump are important, so have a clear idea of the fountain you want before shopping for equipment. The dealer can advise you from there, sometimes supplying everything you need in kit form.

To enlarge this room
and exploit the view...

open this flap.



MONEY MANAGEMENT

By MARY FEELEY

ARE YOU USING YOUR CHECKING ACCOUNT TO ITS FULLEST?

How do you pay your bills? Before you say, "reluctantly," give a nod of acknowledgment to the fact that at least you enjoy some personal freedom of action in choosing the *manner* in which you distribute your income.

You may pay cash—and thus go about with a conscience as light as your wallet. Or you write a check, which can delay the transfer of your money to somebody else for a few days. Or maybe you use a credit card and postpone any payment at all for 30 to 45 days. Possibly you draw on back-up funds that the bank holds ready to put into your checking account if you overdraw.

The options for payment available today help to keep us on time to meet the bills with the money. And no better way of keeping tabs on income and outgo has yet been devised to beat the orderly—and comprehensive—use of a checking account.

Comprehensive has real meaning today since the average family can get a lot more benefit from a checking account than it may be aware of. Convenience, of course, is the prime advantage of having money in safekeeping and at the same time readily available. But how about the other advantages a checking account offers?

- Do you use your canceled checks to help you figure tax deductions—by memos jotted on them at the time you wrote them?
- Do you study your monthly bank statement to see how and why the family budget is changing?
- Do you bolster your good intentions to build up savings by using the automatic transferal procedure that your checking account allows?
- Have you arranged for an automatic dividend deposit plan?
- Are you familiar with line of credit or automatic loan plans?

COST OF CHECKING ACCOUNT

The question often arises as to the difference between a special checking account and a regular checking account. For a special checking account there is no minimum balance to maintain and you are generally charged 10c per check and 50c per month service charge. For a regular checking account there is usually a minimum balance to maintain that can vary from $300 to $500 in large cities. In general a charge of 6c is made for each check the bank pays and 3c for each check deposited. The monthly service charge for handling a regular checking account varies from about 75c to $1 if you maintain the minimum balance, $3 if you fall below it. You receive a credit of from 10c to 13c for every $100 of your balance.

For these costs you get more than convenience, of course, because the first question any credit manager asks when you want to open a charge account, is "Where do you bank?" A checking account carries with it an indication of stability.

Keeping a checkbook in order is a simple enough piece of business. In spite of the fact that some people—and they're not all women—turn it into a wrestling match every month, balancing an account simply requires orderly steps that can become second nature to you if you'll just do them. Fill out each check stub fully when you write a check and reconcile your account as soon as your monthly statement comes in.

While your bank will be happy to give you printed instructions on keeping records, reconciling your account boils down to these steps:

- Make sure that the bank charges shown on your monthly statement have been deducted from your checkbook balance and that all deposits have been added.
- Also remember to deduct the charge per check for each check paid and deposited.
- Arrange your canceled checks in date or numerical sequence—to correspond with your checkbook.
- Mark off each checkbook entry that matches a paid (canceled) check.
- Write down each checkbook item (as shown by your check stub) that you have *not* marked off. These are your checks outstanding—the ones you issued but which were not paid by the bank during the period covered by your statement or in any preceding period. You can list these checks outstanding on a piece of paper or on a printed form supplied by the bank for that purpose.
- Total the above items.
- Subtract this total from the last balance shown on your bank statement.
- Find the balance in your checkbook as of the last day of the month covered by your bank statement.
- The above figure should match the adjusted figure in your bank statement—the figure you get after subtracting the checks outstanding.

IDENTIFYING CHECKS

Some people think you can't write anything on a check except the necessary information. Not true. For example, you can make such notations as "final payment for . . . ," or "20th payment on . . . ," to remind yourself of something you may want to know when the canceled check comes back—as long as what you add doesn't deface or confuse the essentials.

When you pay a bill that may include tax-deductible items, note them on the back of the check. For instance, your drug bill may list medicines allowable as medical expenses by the Internal Revenue Service. Department store bills may include sales tax that is also deductible and this can be indicated on the back of a check at the time it's easiest to compute and fresh in your mind. Isolating this information, check by check, is a help when you make out your income-tax return.

AUTOMATIC SAVINGS

More often than not a plan for putting a certain amount of money in a savings account with regularity calls for self-discipline. It's safer to bolster this discipline by turning the job over to your checking account. By arranging with your bank to put into effect an automatic transferal plan, a sum you name is automatically transferred from checking to savings every month.

You can make further use of your bank's services by having the bank automatically deposit to savings the dividend checks from any investments you may have. This is arranged simply by requesting the companies in which you own stock to send dividend checks directly to the bank.

LINE OF CREDIT

One of the comparatively recent expansions of checking account privileges is called a line of credit, automatic loan, or some equally descriptive name.

It's simply an arrangement with your bank for an emergency fund to be used if and when you need it. If, for example, your bank balance is only $500 when you want to write a check for $750, you can go right ahead and do so with a clear conscience. The line of credit you had arranged for—perhaps $500—stands ready to make up the difference.

For this emergency coverage you pay 1 percent a month. You don't pay anything if you don't use it. It just stays there free of charge. Banks have different arrangements for repaying the amount you do use. One bank may set up terms of repayment on the basis of 25 months. They will bill you each month for 1/25 of the outstanding principal, or unpaid balance, plus 1 percent interest. The minimum monthly payment is $10. Another plan may offer you either a 12 or 24 monthly repayment arrangement whereby you repay 1/12 or 1/24 of the loan balance created by your latest transfer, plus 1 percent monthly interest on your unpaid daily balance. Another bank asks that your line of credit be repaid in 20 monthly installments or less, at a minimum amount of $20.

When a line of credit is used it appears under deposits to your checking account on your monthly statement. The amount you arrange for should be entered in your checkbook, and so identified. On the back of monthly statements banks are now listing the steps to take to reconcile an account combining checking and line of credit.

ANALYZING STATEMENTS AND CHECKS

True, bank statements are primarily for the purpose of keeping your checking account in order. But what a picture they can provide when they're spread out in front of you along with your canceled checks. A look at the final balance figure shows you at once whether you're riding too high or keeping on an even keel. If the past month was out of line, you can turn to itemized expenditures as revealed by that month's checks and see what budget categories went up.

If you want to run a test over a period of months, concentrate on two or three categories, such as utilities, food, entertainment. Each month, weed out the checks written for these specific expenses. You'll quickly see in what areas the family spending has increased and can plan for future adjustments.

A thoughtful perusal of your canceled checks will also keep you aware of the approaching payoff of some substantial contract. If you're in the habit of coding your checks when you write them, you'll eventually come to "19th payment on . . ." that TV or kitchen range or whatever—which advises you that it's time to plan how you're going to use that monthly sum in the very near future, once the last payment is made. While the figures your checking account produces tell the story of last month and the month before, they can also guide you in setting up target figures for the months ahead.

Mary Feeley has her own Family Financial Planning Service in New York City and is author of Associated Press's syndicated column, "Live Within Your Income."

The owner of this air-conditioned home is putting 6″ of Owens-Corning Fiberglas Insulation in the ceilings and 3″ in the walls. And it can save him a bundle.

He'll probably be able to install smaller, less expensive air-conditioning equipment – saving as much as the cost of insulation. You can do the same thing, whether you're building a new home or improving the one you now live in. And, the extra insulation can reduce your heating and cooling bills by up to $58* a year, as an added return on your investment.

We tested homes all over the country to prove that 6″ and 3″ insulation works. It simply keeps comfort in, drafts out, savings up. The result? A more comfortable home.

See your builder and say "6&3 Owens-Corning Fiberglas Insulation." He'll know. Or go to your building material dealer tomorrow. He'll estimate how much 6&3 can trim your air conditioning and heating costs.

*Write for full test information. Owens-Corning Fiberglas, Toledo, Ohio.

OWENS/CORNING
FIBERGLAS

World's Leading Manufacturer of Insulation

nahb The Name of the Game is Living. Explore a New Home Today.®

MAINLY FOR MEN

By Arthur J. Maher

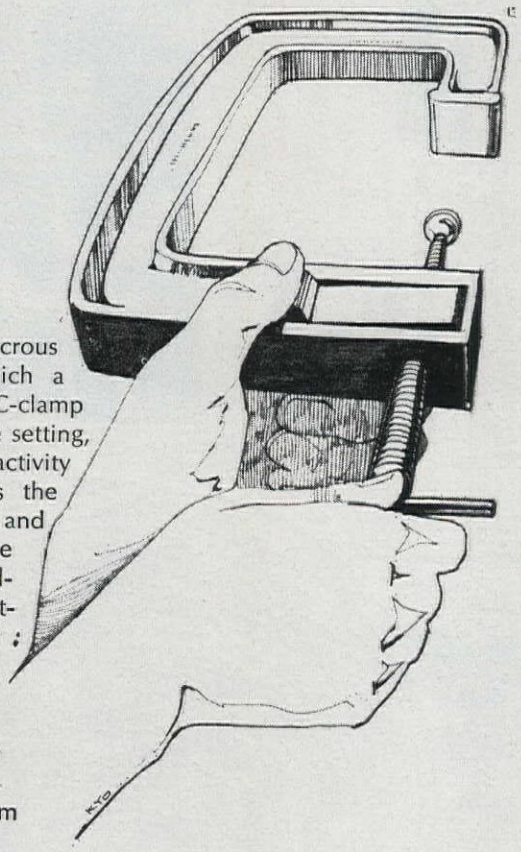

One of life's more ludicrous scenes is that in which a woodworker resets a C-clamp from a small to a large setting, or vice-versa. All the activity ceases while he turns the handle and turns it and turns it. To save the time thus wasted, Wing Products offers its Quick-Set-Clamp. Press a trigger and you can set the clamp without turning. Then, release trigger and turn shaft slightly to achieve desired pressure. Prices range from $1 to $6 per clamp.

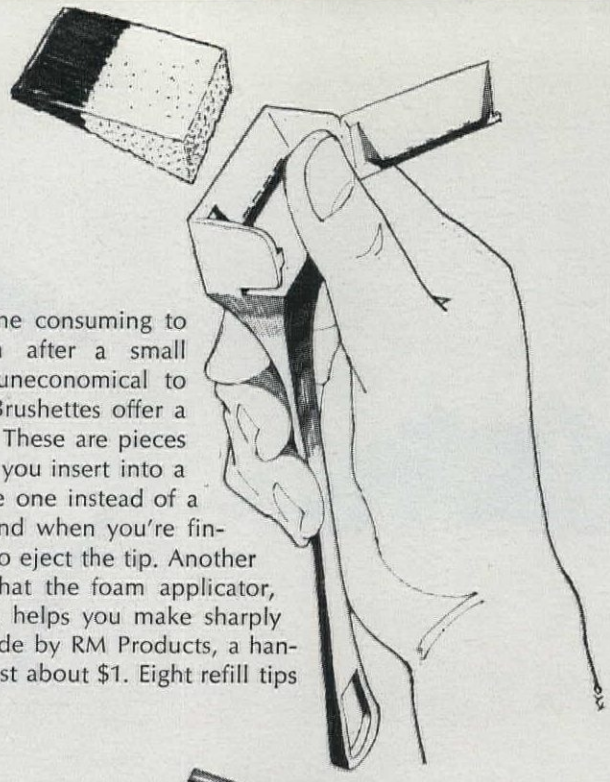

It's irritating and time consuming to clean a paintbrush after a small touch-up job, and uneconomical to throw it away. But Brushettes offer a simple compromise. These are pieces of foam plastic that you insert into a reusable handle. Use one instead of a regular paintbrush and when you're finished, press a latch to eject the tip. Another benefit is the fact that the foam applicator, being relatively stiff, helps you make sharply defined borders. Made by RM Products, a handle and eight tips cost about $1. Eight refill tips are about 60c.

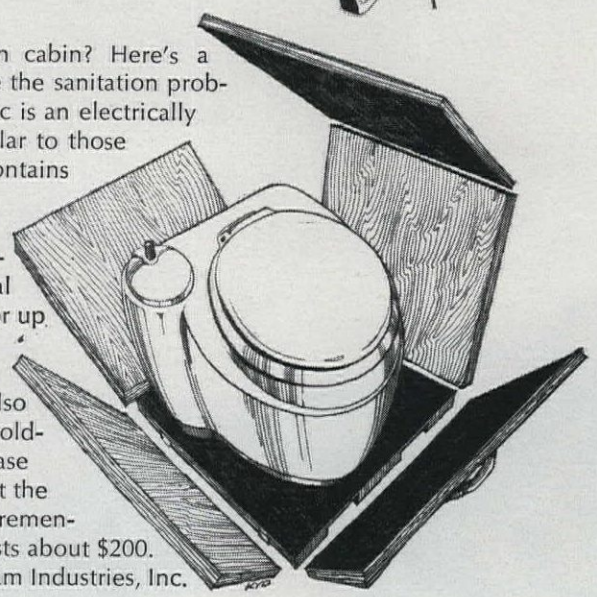

Building a vacation cabin? Here's a simple way to solve the sanitation problem. The Monomatic is an electrically operated toilet similar to those on jet airliners. It contains its own water supply which is reused. One charge of water, plus a special chemical, is good for up to 100 uses. Comes with a case for use as a portable. Can also be connected to a holding tank, in which case the advantage is that the volume of water is tremendously reduced. Costs about $200. Offered by Monogram Industries, Inc.

An interesting building and remodeling material that we tend to forget about is glass brick. Having been available during World War II, when little else was, it was overused to the point where people got sick of it. Today in most people's minds, it's that stuff you see on seedy old bars and restaurants, generally backlighted.

But this material really deserves a second look. For one thing, it's now available in 22 styles. At the height of its popularity, three were about all you could get—plain, wavy, and ribbed. Many of the new styles (below) are quite handsome, and have found ready acceptance in commercial building.

There also are many logical uses for glass brick in home construction and remodeling. For example, two 8x8-inch or 12x12-inch bricks will replace a concrete block in a house foundation. They let daylight, but not air, into a dark corner. Or, use them as bookshelf supports. Or, in a ventilated bathroom, replace the old double-hung window with a panel of glass brick for a trim-looking privacy window that needs no shade or curtain.

At the moment, only one manufacturer, Pittsburgh Plate Glass, still makes glass brick. Prices start at about $1. In most cases, application is with ordinary mortar.



For the traveling businessman, this combination portable and car radio gives AM and FM reception and also serves as a cassette-loading tape recorder. Listen to music or news while traveling, or dictate memos and letters to be typed on return to your office. Installs by means of an optional bracket. Plays on batteries or AC (AC adapter extra). The Panasonic Royalaire costs $125.

You'll be assured of safer driving if you have with you one of Bernz-O-Matic Corporation's emergency kits. One kit (shown), which sells for $11.40, contains a first aid kit, a flashlight that operates off your car battery, an emergency flag, three flares, and a tire inflater that fixes flats in 60 seconds for up to 100 miles of nonstop driving. Smaller kit, at $5.60, contains the flares, flag, and inflater-sealer.

All prices approximate

Drawings: Charles Rieger



When a closet becomes a flameless electric heating-and-cooling center, you've graduated to modern comfort

Make a clean break with the past.

Make your home truly modern—old home or new—with flameless electric heating-and-cooling. It needs so little space you can tuck a central heating-and-cooling unit inside an ordinary closet.

In fact, you'll gain space all around the house...perhaps even an entire room. Because a *flameless* system requires no big furnace or bulky radiators.

You'll enjoy a gentle climate that will enwrap you with comfort all year round. And your air will be so clean you'll see the difference everywhere.

Modernizing an old home? That can be done neatly in just a few days...summer or winter.

Which electric heating-and-cooling system is right for you? Your electric light and power company or electric heating contractor will be happy to show you. Phone now...and graduate to the joy of Total Electric Living.

This Gold Medallion identifies a home where everything's electric, including the heat.

Live Better Electrically

Edison Electric Institute
750 Third Avenue, N.Y., N.Y. 10017

Choose the electric system that fits your needs.

1 **Electric furnace.** (shown above) "Allows you to add central cooling, humidification and air filtration for year-round comfort."

2 **Heat pump.** "Cools in summer, heats in winter. Conditions air. Ideal temperature automatically."

3 **Hot water system.** "This electric boiler hangs on a wall, saves valuable space."

4 **Baseboard units...** "free floor space, give room-by-room temperature control."

5 **Radiant ceilings.** "Insulated wires hidden in ceilings give room-by-room temperature control."



Mouth taste furry in the morning?

Micrin, with its antiseptic bubbles, cuts right through that "fur" in your mouth. It charges into hidden crevices, digs out and strips away clinging film. Stale taste and odor are gone. Your mouth feels so totally cleansed ...it's like getting a clean, new mouth.

Get a total mouth clean-up with Micrin (You'll breathe easier all day)

HEALTH IN THE HOME

By ANNETTE FRANCIS BENJAMIN

SAFE SUNNING AND SWIMMING

June is probably the most eagerly awaited month of the year, not only for prospective graduates and honeymooners but for everyone who enjoys warm-weather sports. To insure your having fun in the sun and water this summer, apply common sense and take a few preventive measures.

SAFE SUNNING

There has been much concern in recent years with an unanticipated ill effect of too much sun—premature aging and wrinkling of the skin. Acute sunburn occurs within hours of exposure, but the major *irreversible* damage to the skin from ultraviolet light occurs from *chronic* exposure and chemical changes over the years.

For this reason, dermatologists today recommend the regular use of *sunscreening agents*, especially for fair-skinned persons and those who are frequently out in the sun, such as golfers and gardeners. Preparations with sunscreening chemicals protect the skin by absorbing ultraviolet light *before* it hits the skin. There are many such preparations on the market, including vanishing creams, lotions, and a greasy type that sticks well to the skin, even after swimming.

In spite of sunscreeners, one must still develop a commonsense approach to the time of exposure to the sun's rays. Fifteen minutes is enough for the first day; then the time can be increased about 15 or 20 minutes per day. Extreme caution should be taken at the beach, as sand reflects ultraviolet rays; even a beach umbrella offers only limited protection.

Start off in the early morning or late afternoon. The danger of acute sunburn is greater when the sun's rays are strongest—in the middle of the day around noon, or an hour later for daylight-saving-time areas. Also, ultraviolet rays are more intense when the days are longer. They reach their peak on June 21, although the sunlight does not feel as hot then as in July and August.

After sunbathing, lubricate your skin with a soothing, softening lotion to prevent excessive dryness. In case of a severe burn, a physician should always be consulted. If a person falls asleep in the sun for several hours or is out in an open boat longer than anticipated and experiences overexposure, cortisone is now sometimes given to prevent a severe sunburn from developing.

If you are taking a prescription drug of any kind, check with your doctor before embarking on a suntanning program, as some common medications taken by mouth can cause *photosensitivity*, resulting in sunburn or a rash, even on the slightest exposure.

SAFE SWIMMING

It is estimated that every year in the United States 100 million persons participate in some form of water activity. Because drowning is the fourth leading cause of accidental death in all age groups in this country, it is absolutely *essential* that anyone participating in a water sport be able to swim properly.

Common medical problems affecting swimmers involve the ears, nose, sinuses, and lungs.

To prevent ear infections, dry the outside part of the ear canal after swimming. Twist one corner of a terry towel and dab it gently only ¼ inch inside the ear. If you still feel water in the ear, tilt your head to one side and hop once or twice.

If a person has a known hole in an eardrum, he should always wear rubber ear plugs.

Anyone with a cold or an acute sinus infection should not immerse his head in water until the condition has cleared up.

Two common practices of children have been shown to lead to sinus difficulties and other problems of the upper respiratory tract—surprise "duckings" and the use of nose clips worn in the water continuously. Most ear, nose, and throat specialists feel clips are to be used only while diving into the water.

Mrs. Benjamin is co-author with her husband, Bry Benjamin, M.D., of In Case of Emergency *(Doubleday; paperback, Pyramid).*

Now a napkin that protects like two, feels like one.

New Kotex Plus®



The plus comes from an absorbent little extra napkin placed in the center of a Kotex napkin, where it can do the most good. It protects like two napkins—yet feels like one, because it is less bulky around the edges. You feel more secure, more comfortable, more relaxed. Try it—New Kotex Plus, the extra protection napkin.

THE FINEST FEMININE PROTECTION COMES FROM KIMBERLY-CLARK

GOLD CREST
PROTECTION
PEST CONTROL CHEMICALS
™

This new symbol makes modern homemaking healthier, happier and smarter!

Regular visits by your Pest Control Specialist is your sign of good housekeeping

Your Pest Control Specialist is devoted to high professional standards for safeguarding your home and providing your family with a higher level of living. You can rely on the Pest Control Specialist that displays this symbol. It is your assurance that he uses the finest chemicals, applied in the best professional way. Call the Pest Control Specialist that uses Gold Crest Chemicals and find out how you can prevent insect problems easily and economically.

This advertisement is presented as a public service by

VELSICOL CHEMICAL CORPORATION
Manufacturers of Gold Crest chemicals for Pest Control Specialists.

© Velsicol Chemical Corp., 1968

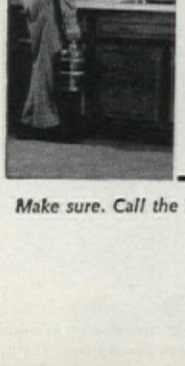

VELSICOL CHEMICAL CORPORATION AH-68
341 East Ohio Street • Chicago, Ill. 60611

Please send me a copy of the folder on Gold Crest living, and a list of Gold Crest Pest Control Specialists in my area!

Name_____

Address_____

City_____ State_____ Zip_____

Make sure. Call the Pest Control Specialist who displays the "Gold Crest"

BOOKS AND BOOKLETS

We don't have to stick our necks out a window to see summer's on its way . . . full speed ahead. Our mail proves it. Here, a sampling of the summer reading that's arrived in our office.

Books

The Campers' Cookbook. We've seen many outdoor cookbooks come and go. Some have been praiseworthy; others have offered little more than spiced-up hot dogs and hamburgers. But until the arrival of this handy-size guidebook, we hadn't found one we considered complete. It covers everything connected with outdoor eating: supplies, packing, menu planning, grocery lists, emergency rations; a general discussion of cookery; and, of course, recipes (from breads to beverages). In addition, author Lucy Raup has included a list of other books the camper will find useful. $3, Charles E. Tuttle Co.

Architecture in Virginia. Like the aforementioned, this is a portable guide. A realistic one—unlike many architecture books where everything is neatly divided into chapters and periods. Actually, a town is cluttered with the amalgamation of the ages and seeing one style next to the other in this book, as in life, makes the distinctions between the styles graphically clear. It's also good in that it continues into the contemporary era, whereas most guidebooks stop at 1850 or 1900. The subject matter (everything from old mills to airports) shows unexpected variety and, throughout, the author is authoritative but not stodgy. Incidentally, it doesn't matter if you're not planning a trip to Virginia this year. You'll be able to use this guide for spotting the same architectural styles elsewhere. By William B. O'Neal. $4.95, Walker & Co.

Chinese Kites . . . how to make them and fly them. Pick any beach on any given summer day and you're bound to spot a kite somewhere on the horizon. Their popularity is almost universal and, as this book by David F. Jue mentions, goes back in time long before the beginnings of written history. If you're at all curious about them or would like to give your youngsters a fun summer pastime, take a look at this book. It includes a history of kites, instructions for making all kinds of designs, launching techniques, and much more. $2.95, Charles E. Tuttle Co.

These books may be ordered through your local bookstore.

Booklets

Tuna: As You Like It is a new edition of a popular recipe booklet, updated to include more variations made with convenience foods. With canned tuna one of the best buys among complete protein foods, it's smart to know the many ways to serve it. Free from Tuna Research Foundation, Dept. AH 220, Ferry Bldg., Terminal Island, Calif. 90731.

Immunization For All is a pamphlet that belongs in your medicine cabinet. It discusses the major infectious diseases that can now be prevented by immunization, with a chart outlining when to begin, the dosage, and booster schedules. Send 25c to Public Affairs Committee, Dept. AH, 381 Park Ave. South, New York, N.Y. 10016.

Redwood Fences features ideas for decorative and functional fences—high or low; for privacy; to protect your garden, your children, or your pet; as space dividers; to define an outdoor living area or to screen a service yard; as a frame for your home or a backdrop for plantings. Send 10c to Service Library, Calif. Redwood Assoc., Dept. AH, 617 Montgomery St., San Francisco, Calif. 94111.

Album of American Furniture Classics is an authoritative picture handbook of the best in American furniture design from the 17th to 20th centuries. Each piece is described and identified by its salient characteristics. A compact review for anyone interested in period styles. Free from Consumer Education Dept. AF-AH, Johnson Wax, Racine, Wisc. 53403.

Dial's what's happening.

It's making the shower scene everywhere. Only Dial has AT-7. It wipes out bacteria that cause odor. And that famous deodorant protection keeps on happening . . . hour after hour. Dial's where the action is.

Aren't you glad you use Dial Soap!

(don't you wish everybody did?)

THE WIFE'S AWAY BUT JOSEPHINE SAVES THE DAY!

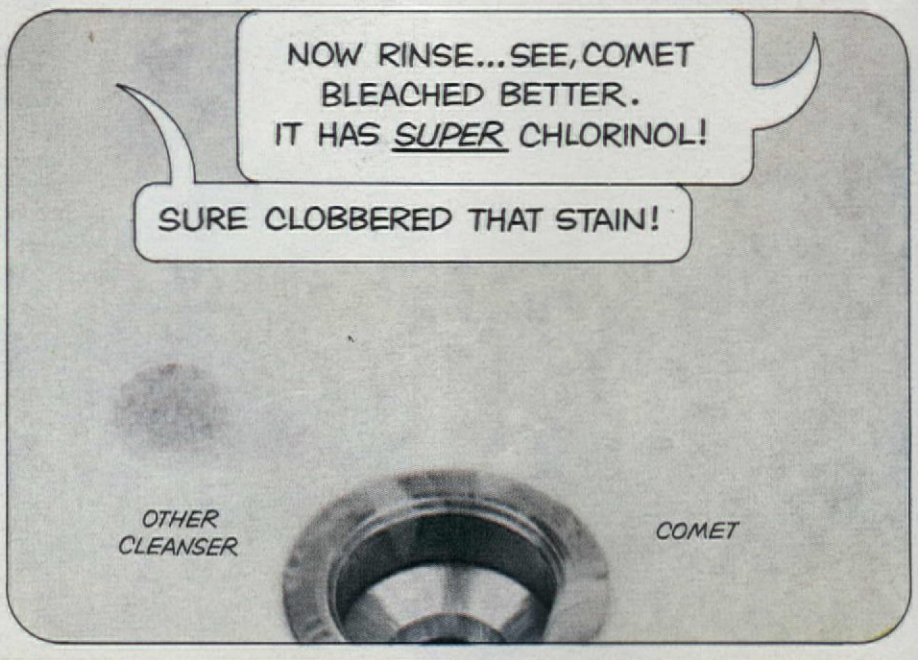

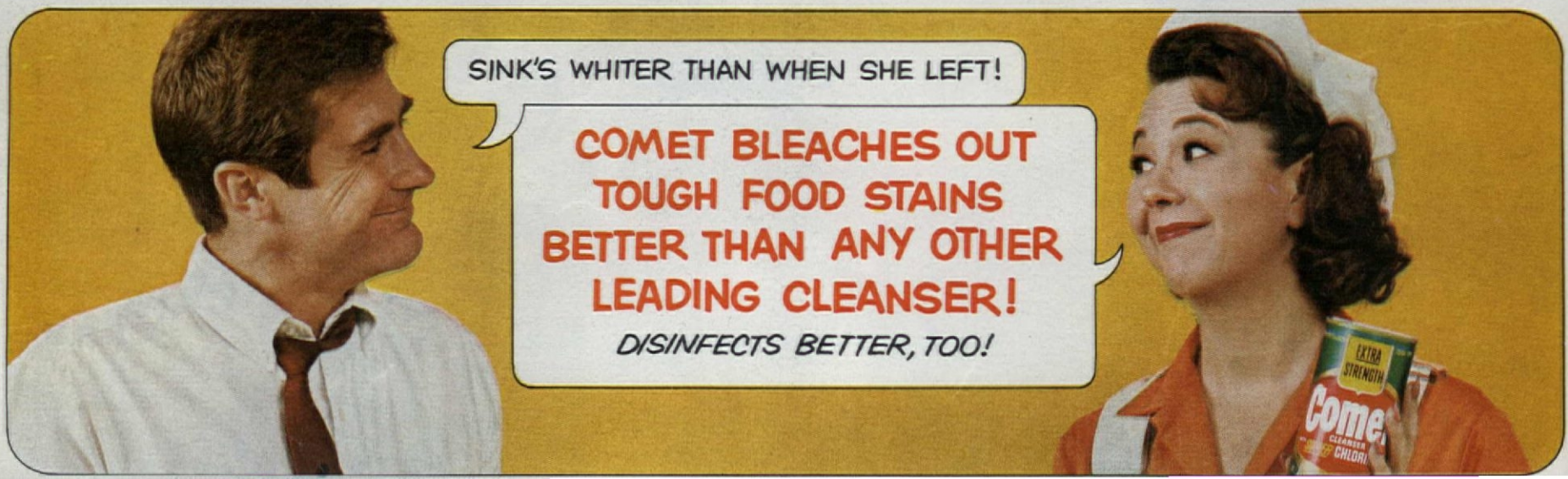

JUNE: PRELUDE TO SUMMER

Summer will begin at any moment. Children are out of school and the house vibrates with youthful energy. The air has its own special June freshness. Take a good big whiff. These are days for anticipation, for final planning, for realistic dreaming. June is the time to get ready for the good things of summer. The good things to remember for many years to come.

June is
the time to fling your house open—bring the indoors to the outdoors. Paint a fence, check the patio or porch. Plan a pool, waterfall, or fountain to cool the air and spark the garden with the sound of running water. Have your first meal with the fragrance of things growing all around you.

June is
the time to scout the countryside for a picnic. Seek the babbling brook, the perfect spot by the sea. Plan yourself a clambake. On the dunes, in your own backyard.

June is
the time to think cool. Cool salads, refreshing drinks. Dust off the outdoor grill and order up the charcoal. Think new ways to cook a hamburger.

June is
the time to seek a vacation home. In the mountains, aside a lake, by the sea. Make it fun, make it carefree. Make it a place to retire to.

June is
the time for happy anticipation. A time to plan, in family conclave, the wonderful vacation days to come.

By Vera D. Hahn

Color is still the same three primaries—red, blue, and yellow; older than Adam, old as light, in fact. It's what you do with a particular color that makes the difference—how you treat it, how and where you put it, which aspect of it you emphasize, how much of it you use, and in which company. Color makes the great change in any room. To take the confusion out of shopping for color we've concentrated on the three color looks that really matter currently and in the months to come. The Brights, the Neutrals, and the Darks. You'll find merchandise to match these looks in stores wherever you live. The rooms shown on the following pages illustrate these color looks in action and how to apply them in your own home. It takes total commitment to project any one. So if you're planning to decorate with the Brights, Neutrals, or Darks for a change of scene, be prepared to use them in massive doses. Just a touch won't do the trick.

THE THREE LOOKS IN COLOR

NEW! THE BRIGHTS

Pastels with thrust. Or punch primaries. Clean, clear, good-time, party-mood colors, carefree and uninhibited to make you think of sun countries—Mexico, India, the Islands—all year round. Basically: lemon, hot pink, lime, and turquoise, all mixed with orange or yellow and lots of white. You'll find these happy colors across the board in everything from carpets to lamps.

NEWEST! THE DARKS

Navy blue, garnet red, moss green, chocolate brown, violet. They're colors of another era, of Queen Victoria's and King Edward's times. Colors revived, revved up to newer than newness. Somber as ever, they suddenly seem stimulating rather than depressing. Look for our darks in all floor-covering categories (soft and resilient), in everything but bed linens, in fact.

NEWER! THE NEUTRALS

The 1930s revisited with the most truly contemporary of our three color looks. In this category, two versions of the no-colors. One is oriented in the general direction of beige. Examples are our cream and camel. The other, a play on black and white, includes all the grays, especially our silver and black-steel groups. Both are widely available—look newest in linens.

Photographer: Richard Jeffery
Shopping Information, page 70

Please turn the page

how to decorate with the brights

To decorate with the brights, turn on any room with large doses. If you want to make a room pretty, take the new neon pastels. For pure pow we recommend the primaries. Or mix the brights (pastels and primaries) freely with white. Remember both need masses of white around them. Both take to painted or lacquered furniture, to white or natural wicker, but they can also make a room full of traditional mahogany come alive in a very "now" way.

Top: Dated dining room becomes very much "today" when one bright primary is mixed with white. Traditional mahogany furniture looks anything but staid and heavy against a background of tulip-patterned wallpaper. Red-checked cotton draperies and red rug are vervy. Important details: white wicker basket of tulips, host and hostess chairs painted white. Designer: Kunzig & Steele

Rainbow of brights makes perpetual sunshine in this city bedroom. Extra bright lemon-and-white pattern on the walls is repeated at the window. Inexpensive India print was custom-quilted as a bed throw; orange wall-to-wall sisal rug covers defective floor. For an old bergère, a new slipcover in lemon cotton. Accessories pick up turquoise, orange, and blue of bed throw. Designer: Arlene Petroff

Kelly green is a bright but not one of the lighter brights. To give this living room a light look, it was combined with large areas of white. Another decorating trick worth noting here: By massing the bright color low, ceiling appears higher. Note too how well the many patterns work together: floral, plaid, cowhide chair upholstery, and op art. Designer: Kunzig & Steele

All photographs: Harry Hartman

At right: Pink is for little girls, but so are yellow, green, and blue—all the brights, in fact. Good for now and growing up: the Matisse-inspired wallpaper in shades of hot pink and the curtained bed. Too much pink, even hot pink, gets sticky sweet unless mixed and made merry with a deep lime rug, a yolk-yellow table, leaf-green chairs.
Designer: Paul Krauss, A.I.D. For De Soto, Inc.

Build a bedroom around one pattern printed in a pair of brights. Orange and pink are at their best against white walls, a natural-colored rug, and combined with lacquered furniture. Panel of linen print framed in lacquered wood helps cut down length of wall to make room look more square. Bringing it all into focus, the dark rosewood of the storage cabinet.
Designer: Kunzig & Steele

Red, white, and blue stripes across the carpet, up the wall, and over the ceiling wrap up this room like a giant package. Otherwise it might explode with excitement. Proof here that a socko statement can be made in a classic color combination. Brighteners for an already bright scheme are metals, mirrors, and glass.
Designer: Schule-McCarville for Hercules, Inc.

Please turn the page

how to decorate with the neutrals

For a room that's serene, subtle, sophisticated as well as cool, calm, and collected, try the neutrals. But beware—handle with care to avoid blandness. Balance color values (light, medium, dark shades of a color) with a juggler's aplomb and finesse. Or etch with dark darks, preferably black. Mix only with other neutrals or with the minutest quantities of brights (in small accessories, flowers). Play with textures—smooth, slick, shaggy, shiny. Try chrome, fur, leather, velvet, wood, lacquer. Neutrals or no-colors are the most easily available of all our color looks and among easiest to use.

Boys' room done in a no-color scheme is livened up with pop art and patterns on Roman window shade and pillows. Pair of beds, hugging wall end-to-end, frees floor space in long, narrow room. Walnut storage pieces line up opposite. Accents are chrome, black, and brown. Wall-to-wall carpeting is neutral; cabinets match wall color. Designer: Design Three, Inc.

Photograph, middle right by Otto Maya. All others by Harry Hartman

Left: By design, a neutral background of creamy white for a growing art collection. Only the entry ceiling is covered with deeper beige vinyl to provide a reflective surface. Sofas are pewtery velvet; the armchairs, brown wool; pillows, shimmering satin; coffee table top, gray marble. Designer: Design Three, Inc.

Top right: Vignette in black and white, mostly white. Controlled, concise, it would be dull without the slick licorice vinyl that covers the wing chair and screen. Black ginger-jar lamp, wood tones, and men's-wear fabric drapery lining make it sing. Designer: Kunzig & Steele

Center: A study in subtlety, this living room melds many neutrals, many textures, many patterns, many materials into a whole. No-colors range from off-white to near-black, textures from fur to bronze, patterns from cane to stripe, materials from bleached oak to lacquer. Strong, curved shape of sofa, armoire flanked by pedestals, anchor room. Designer: Kunzig & Steele

Neutrals, the calmest and most serene of our three color looks, are perfect for bedroom color schemes. Yet they're seldom used that way. Here, a bedroom is done in pale putty and white that's supremely elegant and completely restful. Much in evidence since walls are 15 feet high, a white on putty print. Providing contrast are the patina of a fine French fruitwood armoire, a modern armchair of tufted glove leather. Designer: William Machado

Please turn the page

how to decorate with the darks

After almost two decades of light rooms, dark ones come as a welcome shock. Adjust to the darks, make the most of them in a big way. Paint a whole room dark (dark and shiny is even better than dark and flat) or use a dark carpet and match one wall to it because dark in small doses doesn't make any difference. Above all, remember that darks are the best backgrounds of all; whatever you set against them immediately becomes more brilliant, more precious. Darks are adaptable, can be mixed with neutrals, brights, or both. Of major importance to keep dark-walled rooms from looking depressing—proper amount of lighting.

Left: Without the deep turquoise panels we'd classify this room as a neutral, not a dark. With them, plus the dark wood floor and wall (not shown) it becomes a room that's definitely dark. To counteract the quantity of brown wood in the room, all furniture is either lacquered or upholstered in shades of gray, from dark to light. Textural contrast is important here too. Designer: Kunzig & Steele

Large photo, left: Red, the exact brownish shade of antique Chinese lacquer on wall and woodwork, accomplishes a near miracle. It makes a cavernous guest room-study (in New York's most fabulous old apartment house, The Dakota) seem cozily livable and intimate. Contributing factors: the needlepoint carpet hugely patterned on a cream ground, the moss-green velvet upholstery on the sofa bed. Designer: William Machado

Upper left: Dark green walls are back again, new again, after 20 years. Unless used with plenty of white (here a white vinyl brick floor, enormous botanical prints on white grounds) they're claustrophobic. And be sure there's plenty of light, both natural and artificial, to make dark walls like these come alive. Adding to the garden atmosphere of this family room, natural wicker furniture. Designer: Kunzig & Steele

Darks take to the country as well as to the city scene, as proved by the Early American bedroom with navy blue walls. Stenciled on the navy wood floor, a neat, stylized design. To silhouette the Franklin stove, niche was painted chalk white. On shelves a handsome collection of Delft. Crisp fabrics, striped for bed curtains, tidily patterned for the bedspread, add brights to the basic navy. Designed by Paul Krauss, A.I.D., for American Viscose

Here, three darks—black, navy, and brown—live happily together. The secret of decorating with such close color values is contrast. Black and blue, leather and lacquer, respectively are both shiny against velvety brown walls. Floor lamp and étagère are silvery metal, and there are bits of white here and there for definition. Designer: Kunzig & Steele

Top and lower photographs by Otto Maya all others by Harry Hartman

Please turn the page

Against the darkest of dark brown walls, a brilliant English chintz and the brightest of brights on two French chairs. Wall color copies background of Coromandel screen seen reflected in the mirror; wallpaper-border paneling on chimney breast repeats the faded gilt. Designer: Paul Krauss, A.I.D.



Photographer: Charles Pearson Information: Daisy B. Pearson

By Evanthia Kondonellis

WATER



Water—pure, crystalline, reflective—has inspired creative passion since men first began painting designs on clay vessels and carving figures on their floating logs. The magic transparency of it, the light-catching run of it, the tunes it plays invest water with a dimension of joyousness few of us can resist. Soaring jets of it, funny squirting fountains, great placid sheets of it, water can be shaped into any form—dramatic or whimsical—for pure delight. Swim in it, sail on it, live on it! Let it cool the air in your garden, mirror the lines of your house, support a bevy of exotic plants and fishes. On the following pages we show some of the many varied facets of water: an experience of beauty and a source of lively family fun.

art and nature wed

On a beautiful bluff overlooking Puget Sound stands a house that seems to float on a tranquil pool of water. Actually, a series of shallow, rectangular pools (varying in size from 16 by 30 feet to 10 by 45 feet) border three sides of the house and give the illusion that it's built on water. The owner, Mr. Russell E. Day, designed the pools as well as the leaded panes of amber, blue, smoke-gray, and purple glass that decorate the front of the house (above left). The picture was taken through the colored glass of the entry, looking into the pools outside. Above right, you can see how the pools wrap around the southwest corner of the house. Above is the view from the entry hall on the east side of the house. Looking south toward Puget Sound (opposite), the pool reflects water lilies as well as surrounding trees. The sculpture in the pool was done by Howard D. Duell. The pools are stocked with a variety of goldfish and are visible from all the rooms of the house. From early morning to late at night they reflect a world of sun and storm, moonlight and flowers, and offer a close, personal experience of nature.

Please turn the page

Photographer: Harry Hartman Information: Jessie Walker

Opposite: the picture was taken from Mr. Danhausen's studio, looking toward the house across the garden. The "stepping-stones" in the canal are elm rounds on steel legs set in concrete. There are lights underwater. The containers on the deck outside the kitchen and dining room contain alpine plants and 40 varieties of cactus. The sphere on the wall at the extreme right of the picture is home for Venezuelan cardinals. At left: the picture was taken from the entry looking toward the studio. Here grow the plants that like partial shade: euonymus, larch, Chinese elm, begonias, lobelias, and orchids. The tree in the background is a willow. Above right: a close-up of a mound planting with geraniums, coleus, junipers, and variegated honeysuckle (yellow and green leaves). At right: a small pool that receives water from downspouts on the roof. Christmas cactus grows in the hanging container. There is a scarlet Japanese maple at the left, and in the mound opening, a 60-year-old, trained juniper. Below: looking down on the canal from the deck you can see a sitting area. In the background is an antique cast-iron tractor seat. Behind it are junipers, violas, lobelias. The ducks have a home in a mound below the deck.



water gardening in town

An offbeat waterscape that combines sculptured terrain and a veritable botanic garden of unusual plants is the creation of Chicago sculptor Eldon Danhausen. Before he set his imagination loose, this was a typical city backyard: 34 by 45 feet with an accumulation of cinders, tin cans, and other assorted junk that measured a foot thick! Now, water winds through a garden of moonlike hills and valleys. The hills are mounds of soil crusted with concrete and topped with exposed aggregate terrazzo. Openings in the soil were left for plants. To relieve the long, drab winters, Mr. Danhausen has planted a predominantly evergreen garden. Fascinated by the infinite variety of green, he's developing a year-round scheme using evergreen ferns, sempervivums, and alpines to complement traditional yews, rhododendrons, junipers, and pine. Tropical bromeliads, orchids, cactus, jasmine, stephanotis go indoors for the winter. Mr. Danhausen feels that "once you grow a plant it's like creating a piece of art. You learn from it and are ready to try something new."

Please turn the page

water happening naturally

What could be more enticing on a mild spring day or in the heat of summer than a bubbling brook complete with waterfall? If the water is deep enough, it can even be a swimming hole. If not, it's the perfect spot for family picnics. The Old Lyme, Connecticut, home of Mr. and Mrs. Ernest Curtin, built over a stream like a covered bridge, is literally surrounded by the sight and sound of water. The stream that runs under the house falls in a series of drops to become a rushing river at the far edge of the property. The landscaping has been designed informally to emphasize the grander water views. Turf is carried down to the very edge of the water to lead the eye and the walker directly to the source of pleasure. Plants are restrained in hue (peonies, iris, and roses provide seasonal splashes of color) and the entire landscape is bathed in a real and reflected mist of cool, lush green. If you're lucky enough to have a natural brook, stream, or pond on or adjoining your property, make it the predominant feature of your landscape by keeping the garden around it simple.

Photographer: Harry Hartman Information: Alma McArdle

Here is an almost perfect integration of architecture and landscape. The house sits astride the watercourse and is connected with the outdoors by a deck opening out from the living room. Paths are of washed gravel, blending into the grass, or of weathered pieces of pavement, set deep and surrounded by beds of ivy. In spring, rhododendrons, peonies, and iris bloom here, followed in summer by roses, petunias, and geraniums in tubs. All steep slopes are covered with ivy.



Please turn the page

The greenhouse-boat consists of four sections: flotation, deck, greenhouse, and core. The first is provided by two three-foot diameter by 52-foot-long steel pontoons. They're welded tight and held rigid by steel bracing. Epoxy coal-tar paint protects against corrosion. The fir deck is supported by longitudinal four by eight wood beams. On the deck, assembled of three-foot-wide sections, stands the greenhouse. A separate, interior core of partitions (rough redwood on two by four studs) carves the inside into a large, comfortable living-dining room (right), bedroom (far right), galley, and bath. Upkeep is simply a matter of hosing the outside. Once every two years the "hull" is scrubbed and painted.

Photographer: Joshua Freiwald



at home on the briny deep

Ah the wild romantic call of the sea! To cut loose and ride the waves is something almost everyone, at one time or another, has longed to do. Here's how to do it without quitting your job and leaving your family waving handkerchiefs on the shore! San Francisco architect John Campbell wanted a modest houseboat that would ride the tide without straining hard at his purse strings. So he bought a standard, prefabricated redwood-frame greenhouse and floated it on steel pontoons. Total cost? About $7000! Mr. Campbell's ark is only 20 minutes from his office, but it's as far from the mundane as any shore-bound lover of the open sea could wish for. For landlubbers, a similar craft would be the perfect get-away-from-it-all weekend retreat. If, on the other hand, you live near a calm and sheltered body of water, a party raft for picnic suppers (opposite) could be your perfect ending for a summer day. Or the perfect beginning, for that matter. The Jolly Roger was designed by Mr. Roger D. Prosser for his family, and after six years of party service on bounding Quonochontaug Pond in Rhode Island, is still going strong.

A cozy 18 feet long by eight feet wide, the Jolly Roger has sailed as many as 16 at a time, although designed for much smaller groups. It's decked with one by six fir boards spaced three sixteenths of an inch apart. Vertical two by four uprights support the rope that runs around the deck. Six pieces of 10"x20"x9' Styrofoam support the raft. Under each piece run two by fours bolted through, so the plastic will not be torn or broken if the craft runs aground. The Styrofoam will support about 50 pounds per cubic foot, so the Jolly Roger is a sturdy ship, despite its cockleshell appearance.

Photographer: Harry Hartman
Information: Alma McArdle

By Alan C. Berg

LIVING WITH THE SEA

The sea is not something you take or leave, as you do a mountain that can be ignored or climbed at will. The sea is dominant, ever changing, and heedless of human concerns. You either accommodate yourself to it or move inland. Yet the sea (continued)



1

2



3



4

1) *Fenced-in garden on south side is a sun trap, private and protected from wind.* **2)** *Cold north side has no windows. Wind is diverted up and over house. Cedar shingles need no care.* **3)** *Retaining wall restrains ocean. Windows are away from road, toward view.* **4)** *"Monitor" window on entry side gets morning light without exposing rooms to road.*

has an endless fascination that draws people back to its edges, sometimes hypnotized, sometimes challenged to measure themselves against it. Architect J. Carson Bowler designed a house not only to take advantage of the many moods of the coast, but to modify and deflect the forces that can make life along the water uncomfortable. He intended it as a combination home and studio for himself and his wife, Patti, a painter. They built on a narrow ribbon of land in Bodega Bay between a highway and the steep shore on the Sonoma Coast north of San Francisco. The house is cozy enough for just them, but large enough for entertaining a dozen friends. They wanted small, connected spaces that flow without effort into the next one, and a sculptural shape with continuity of materials. They insisted on tall ceilings. The plan avoids right angles, links a series of odd-shaped but comfortable rooms. The character of the house changes with the weather, from a battened-down retreat on damp, foggy days to a warm open pavilion in the sun.

Dining room with gabled windows, at right as seen from balcony, and above, appears to be right on ocean. Interior siding is redwood. Small triangular window at right opens for breeze. Roof dips low at sides to shelter from sun. Owners did much of the work on the house themselves over a span of a year and a half, after taking their time getting everything in the design just as they wanted it. It is the first house they have built for themselves. Mr. Bowler served as his own contractor and superintended the construction. Mrs. Bowler added artistic touches with enameled designs on cabinet knobs and other artwork. The groundcover, visible outside, is flowering ice plant which thrives with no care.





Left: Cushions on bench around living room can be pulled onto floor in front of fireplace when a crowd gathers. Fold-down bed is in wall opposite window, hidden behind a painting.

Below left: view of sea is reflected in slanted window of studio.

Below: Mr. Bowler's studio, at head of stairs above kitchen, has a balcony, overlooks two-story-high living, dining rooms.

Plan, below, consists of two levels with his-and-hers studios on second floor. Mrs. Bowler's studio is apart from rest of house and is reached by walkway from dressing area. Bedroom consists of fold-down bed in living room. Narrow balcony in front of two main gables is for window washing. Sculptured roof protrudes to partially shade glass areas.



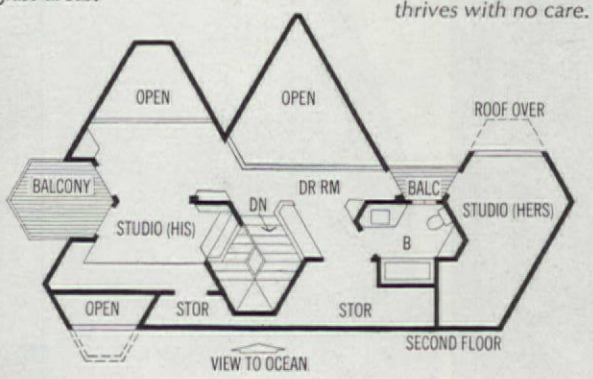

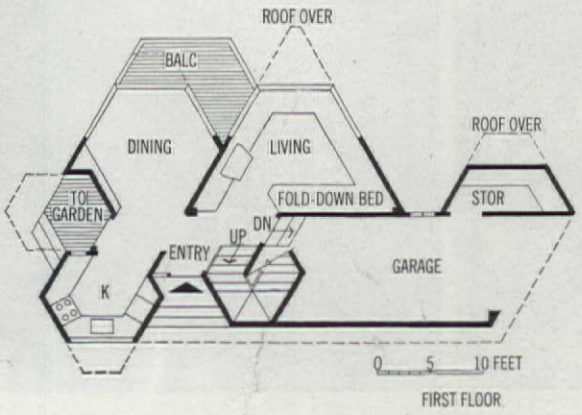

Photographer: Richard Gross





At right you see the clambake in various stages of preparation. At top the truck is hauling in the equipment, next the pile of firewood, and the kettles coming to a roaring boil. In the center, the lobsters, clams, and corn are being steamed. In addition, kettle master Russell Grant brought to the scene other old-fashioned delicacies such as clam chowder, chicken wrapped in foil and kept warm on the grid, loaves of freshly baked bread, apple pie, ice cold beer, watermelon, and lots of hot coffee. Guests were served cafeteria-style from a long table. Paper plates, cups, and napkins were used. There were cups for the broth and melted butter for dunking the clams. And everybody ate with their hands.

HAVE YOURSELF A CLAMBAKE by the sea

The fruits of the sea never taste better than when savored by the sea itself. This has been the reason for the old-fashioned clambake ever since old-time New Englanders first discovered the bounty of their rugged coastline. The original version of the clambake consisted of digging a pit, lining it with hot rocks, and steaming the succulent clams, lobsters, chickens, corn, and potatoes with plenty of seaweed. The modern-day version is done by steaming the clams, lobsters, and corn in large kettles over open fires. And this is the clambake we attended at Crane's Beach in Ipswich, Massachusetts. In charge was kettle master Russell Grant who served up this gargantuan feast for 30. The clambake is still hard work. But once you've sipped New England clam chowder, dunked steamers in clam broth and then melted butter, ravished a whole juicy lobster, switched to tender barbecued chicken, and nibbled on the most heavenly ear of corn ever—you know it's a labor of love. For another, family-size version of the clambake, turn the page.



Above, the sumptuous feast is spread out on a long table. Below, guests have been served and seated around small groups of tables. Faces are reflected in giant torches, a crackling fire dispels the night chill. Here is a whole evening to enjoy—the seafood, the company, the setting. A pocket of lively voices on a still shore. Downeasters all—in spirit.

Photographer: Richard Jeffery
Shopping Information, page 71

HAVE YOURSELF A CLAMBAKE (continued)

in your own backyard

Whether you live in Phoenix, Arizona, or on the hills of West Virginia, you can still have a real, old-fashioned clambake—right in your own backyard! If your local market does not have the makings, simply order the catch from a sea farm (see listing on page 66). The clams, lobsters, even seaweed, come to you by air, fresh from the sea, on the day you want them. The seafood is packed in disposable lobster steamers with a special refrigerant. You steam everything right in the container or separately, on your charcoal brazier or range. We teamed ours with other delectables—barbecued chicken, corn in husks, blueberry and apple pies. For recipes and more on clambakes turn to page 66.



Photographer: Richard Jeffery

The hardest thing about putting up one of these ceilings is deciding which one to put up.

Recreation Room—Conestoga Temlok® Suspended Ceiling

Dining Room—Dover Temlok Tile

Family Room—Mini Plank™ Cushiontone® Tile

That's the trouble with Armstrong Ceilings. They *all* look good. All 38 of them. So, if you went by looks alone, it could be pretty hard to make a choice.

But an Armstrong Ceiling does more than just look good.

For example, if you have a room that has exposed pipes and wiring, you should look for a ceiling that'll hide them—a suspended ceiling. Like the one shown in the recreation room—Conestoga Temlok. A metal grid is hung by wires from the existing ceiling and then the panels merely dropped into place. It doesn't take an awful lot of work, or an awful lot of money. About $60 for materials for a 12-x-14-foot room.

Looking for an inexpensive way to cover a cracked and peeling ceiling? Look at the one in the dining room. It's Dover Temlok. The dimension it gets from deeply beveled edges gives it an inlaid effect, makes it look expensive. But it's not. Materials for a 12-x-14-foot room will run you about $42. You can put up Dover right over your present ceiling, either by stapling or glueing. And like all Armstrong Ceilings, it's washable.

Maybe you have a room that'd be a lot nicer if it were a lot less noisy. If so, take a look at the ceiling in the family room. It's Armstrong's newest acoustical ceiling—Mini Plank. This ceiling will actually absorb up to 50% of the noise that strikes it. As for the design—well, what looks like two narrow planks is really a one-by-two-foot tile. So it's as easy to put up as any tile ceiling. If you want, you can even put it up in a random pattern. Sound good? So will the price. About $46 for materials for a 12-x-14-foot room.

Your lumber dealer can show you these and other Armstrong Ceilings. If you have a hard time deciding on one, don't worry about it. Just flip a coin. The odds are all in your favor.

Free! Color pictures of the complete line of Armstrong Ceilings and a helpful do-it-yourself installation booklet. Write: Armstrong, 6806 Rand Road, Lancaster, Pennsylvania 17604.

Armstrong

Every family needs a bookkeeper.

Now, every family can afford one!

Smith-Corona Electric Adding Machine less than $90.00

Add, subtract, multiply electrically at home . . . or in the office. With this amazing compact (just 8 lbs.) portable adding machine that's guaranteed for 5 full years.

- ☑ Do your income tax returns
- ☐ Balance your checkbook
- ☐ Figure your budget and bills
- ☐ Double check supermarket tapes
- ☐ Calculate interest, dividends, payrolls, profits

See your nearest Smith-Corona® dealer now.

Smith-Corona Adding Machines

SMITH-CORONA MARCHANT.
DIVISION OF SCM CORPORATION.
299 Park Avenue, New York, N.Y. 10017.
Offices in Canada and major cities throughout the world.

SCM®

(continued)

Pick up lobster by gripping it behind the head and plunge it head first into boiling water. Cover kettle. Bring water back to simmering and start your timing. Simmer lobsters 5 minutes for the first pound and 1 minute for each additional ¼ pound. Remove lobsters from water immediately. Some like to plunge them into cold water to stop the cooking. See sketches for steps in eating a lobster.

Steamed Lobster

Some New Englanders claim this is the only way to cook a lobster.

Put an inch of cold water into a large kettle. Place a wire rack in kettle, making sure top is above the water level. Cover kettle. Heat water until it steams heavily. Put lobsters in kettle; cover kettle. Steam 20 minutes. Remove from kettle and serve.

Roasted Corn

In the husk: Soak ears of corn in the husks in salted water ½ to 1 hour. Remove from water. Shake to remove excess water. Place directly in ashes of a moderate fire or place on the grill 4 to 5 inches from the coals. Roast until husks have turned light brown on all sides, turning as needed. Remove from coals or grill. Pull back husks (silks will come off with husks). Serve with softened or melted butter or margarine and salt and pepper.

In foil: Remove husks and silks from corn. Spread each ear with softened butter or margarine. Wrap each ear in aluminum foil. Place ears on coals; roast 20 to 30 minutes, turning once. Serve with salt and pepper.

Steamed corn: Remove husks and silks from corn. Line large kettle with husks. Add enough water to just cover bottom of kettle. Place corn on husks; cover. Place kettle on grill. When heavy steam appears, steam corn 20 minutes.

Boiled: Cook corn in large kettle in enough boiling, salted water to cover corn. Boil 5 to 6 minutes. Remove from kettle. Keep warm.

Chicken

Grilled: Wash chickens. Drain and pat dry with paper towels. If you wish, remove the wings. It can help keep the breast piece flat on the grill and will shorten the cooking time needed for the breast portion. Season chicken pieces with salt and pepper. Place on grill 6 to 8 inches above hot, glowing coals. Brush with melted butter or margarine. (The wings, if removed, can be added 15 minutes after the other pieces as they take less time to cook.)

Cook chicken 30 to 55 minutes or until meatier pieces are fork tender. Turn pieces occasionally. The length of cooking time required will vary according to the size of the chicken, heat of the fire, and weather conditions. If you wish to brush chicken with your favorite barbecue sauce, do it during the last 15 minutes of cooking. Doing it sooner will cause charring or burning.

Broiled: Heat broiler. Remove rack from broiler pan; line with aluminum foil, if desired. Place chicken pieces, skin side down, on foil. Brush with butter or margarine. Sprinkle with salt and pepper. Broil chicken 7 to 9 inches from heat (this distance will allow chicken to broil slowly) 25 to 30 minutes. Brush occasionally with butter or margarine or pan drippings as it broils.

Turn chicken skin side up. Brush with butter or margarine. Broil 20 minutes or until chicken is well done, golden brown, and crisp. Brush occasionally as before. If the drumstick and wing joints move easily and the meatiest part of the chicken yields to pressure from a fork, chicken is done.

BLUEBERRY PIE

Pastry for 2-crust pie
4 cups blueberries
1⅓ cups sugar
⅓ cup sifted all-purpose flour
2 teaspoons lemon juice
2 tablespoons butter or margarine

Prepare pastry. Divide in half. Roll out one half to a 12-inch circle. Line 9-inch pie plate. Heat oven to 400° F.

Wash berries; dry on paper towels. Combine sugar and flour. Sprinkle half the sugar-flour mixture over pastry in pie plate. Spoon in berries; sprinkle with lemon juice and remaining sugar and flour. Dot with butter or margarine.

Roll out remaining pastry for top crust. Cut vents to allow steam to escape during baking. Place over filling. Fold under excess pastry, even with edge of plate. Pinch with fingers to form a high-standing collar around rim. Flute edge. Bake 35 to 45 minutes or until pie is golden brown or juices bubble through vents.

APPLE PIE

Pastry for 2-crust pie
8 cups sliced, pared, and cored cooking apples (about 3 pounds)
1 cup sugar
2 tablespoons all-purpose flour
1 teaspoon ground cinnamon
½ teaspoon ground nutmeg*
¼ teaspoon salt
3 tablespoons butter or margarine

Prepare pastry. Divide in half. Roll out one half to a 12-inch circle. Line 9-inch pie plate. Put sliced apples in colander or sieve; place over simmering water in large pot. Cover; steam until apples are just soft but not mushy. Doing this will eliminate the space between the apples and top crust that occurs as the apples shrink during baking. Remove apples from heat; cool.

Heat oven to 400° F. Combine sugar, flour, cinnamon, nutmeg, and salt, in bowl. Spoon half the apples into lined pie plate. Sprinkle with half the sugar mixture. Repeat with other half of apples and sugar mixture. Dot with butter or margarine.

Roll out remaining pastry for top crust. Cut vents to allow steam to escape during baking. Place over filling. Fold under excess pastry even with edge of plate. Pinch with fingers to form a high-standing collar around rim. Flute edge. (If you want a pie with a sparkly top, brush top lightly with milk and sprinkle with sugar.) Bake 40 to 50 minutes or until pie is golden brown. Serve with Cheddar cheese, if desired.

*Or, omit nutmeg and use 1½ teaspoons cinnamon.

Portrait of young boy
in
cleaner clothes.

It's a plain, simple fact that most boys wear clean clothes.

It is also a plain, simple fact there's a new detergent that can get those clothes considerably cleaner.

That detergent is new Dash.

Dash is chock full of so many extra cleaners it's *concentrated*. Which means you get more cleaning power.

Most detergents give you clean—new Dash gives you cleaner.



America, start wearing cleaner clothes.

Second Home

(continued from page 10)

rundown farm dwelling with the idea of "fixing it up." For some people, puttering around, using tools, and painting walls can be as relaxing as selecting clubs and whacking a golf ball. But the secret is to be realistic from the beginning in planning and scheduling. Expect that it may take two months to get a plumber to begin installing new bathroom fixtures. Don't fret when the local carpenter or mason tells you it will be three weeks before he can even drop by to chat with you about projects. Think of making a landscaped patio in terms of a two-year hobby rather than an immediate objective.

HOW FAR AWAY?

There is no formula for determining what radius you should confine yourself to when looking for a second home. It should be far enough away to provide a substantial change of scene and pace, yet not so far that it becomes a chore to drive to. Spokane, Washington, has about 40 lakes within a 35-mile radius of the city. Yet many families own vacation property three and four hours away that they feel is "convenient," even for weekend sojourns. New parkways, such as U.S. No. 91 that runs up the Connecticut River through Connecticut, Massachusetts, and Vermont, and U.S. No. 93 that heads from Boston straight up through New Hampshire and the heart of the White Mountains, have practically cut in half the time it used to take to reach a lake cottage or ski lodge in the nearby vacation regions.

If you live in a large metropolitan area, you naturally have to put up with a longer drive than if you were in a small town. If you have small children, bear in mind that any trip longer than an hour and a half or two hours will make them restless and tired. One solution, if you just cannot find your dream house less than three or four hours away, is to plan on stopping for an hour near the halfway point for a restaurant meal or picnic.

WHY BUY INSTEAD OF RENT?

Since acquiring a second home through purchase or by building involves such long, serious consideration, why not avoid the problems by renting your vacation home—as most of us have done any number of times? You can experiment with different places, trying the beach one year, the mountains the next. If your family grows you do not have to worry about adding an extra room. You can determine almost exactly how much housing will cost, and if the pipes freeze, or the well dries up, you are not suddenly faced with unexpected out-of-pocket costs. If property values start declining for any reason, you avoid the worry of seeing your investment sliding downhill.

But *buying* has many significant assets. Basically, it provides a new set of community roots, the secure feeling that children (and later grandchildren) can benefit from spending vacations where they have established friendships; and a place the whole family can look forward to visiting year after year or season after season. In many cases, the leisure home can be a key factor in retirement plans. Second-home owners, just as in the case of first-home owners, enjoy tax advantages that renters do not. You can deduct certain maintenance and improvement costs.

Then, too, you can come and go when you like. You can add to and improve the property; have the fun of buying new furniture and furnishings; go antique hunting for the house; and establish new hobbies, with everything right at hand, just as you want it.

The rental-versus-buying question may revolve around financing. In this case, evaluate just how much you spend each year for vacation, travel, and recreation that you might not indulge in if you owned a leisure home. It is estimated the average family spends as much as five to ten percent of its income on recreation and leisure activities. So take this factor into consideration when evaluating whether you can really afford a second house.

IS IT A GOOD INVESTMENT?

As in the case of a primary home, the second home can be an excellent investment on a long-range basis if you make a wise selection of location, structure, and facilities. If real estate values in the locality have a normal pattern of growth, and if the trend for leisure-home buying continues its present strong upward climb, buying in the long run could actually be a great deal cheaper than renting. There are many examples, too, of vacation homes that have increased in value 50 percent, or even 100 percent in less than a decade.

Speculation in real estate can be a tricky way of investing, but if you want to assure yourself of the best investment, there are a number of factors to consider that can be of help. One of the first is to select not only a region which is appropriate for your needs, but one where there is healthy growth. Data on trends in population shifts, for example, are easy to come by. You'll find that tremendous population increases are expected during the next decade in Florida, Arizona, California, Nevada, and New Mexico. Utah, Delaware, Colorado, and Maryland will also show substantial growth, followed by New Jersey, Connecticut, and New Hampshire. The property most in demand will be on lakes, the ocean, or other bodies of water or with majestic views of mountains and forests.

Access is another vital factor. Look for property that may be enough off the beaten path today to be overlooked by prospective buyers, but which will be easily accessible a few years from now. The new U.S. highway system may be a key, providing valuable clues about areas opening up.

Another element which can make the difference as far as investment strength goes is *recreational planning*. Although not always easy to find out, you should ask about plans for recreational development: ski slopes, swimming and boating facilities, golf courses, clubs, or other things that might later attract property buyers in substantial numbers.

Think what the interest in small boats has done to change the vacation habits of Americans and what the trend to skiing has done to vacation resorts, to whole communities, and even to the economies of states!

At this point, a note of caution is in order. If you are buying your second home basically as an investment or if that is one of your principal reasons for buying—you immediately endanger the whole concept of "leisure." How can you relax if every time you look around the living room or sit on the terrace, you are worried about whether real estate values are going up or down? Or, whether you should sell now and start looking for another place in the country?

It does make sense, though, to consider carefully the nature of the investment before you put your money on the line. Ask about the zoning laws. Look into the age and recent history of the community. Consider what may—or will—happen to the other lots around you that are as yet vacant. It can be a shock to build a $25,000 home one year and arrive there the next to find the neighboring plot inhabited by an unsightly and battered old trailer to which has been attached a garish plastic carport!

One practical and realistic feature of investment is the *rental value* and the amount of time you can count on renting to others when you are not using the house. It may well be worth the extra cost to buy a year-round house, which you can rent out any season of the year, rather than a summer cottage that is limited to warm-weather occupancy. If you rent it you can deduct certain percentages of maintenance and improvement costs from your income tax. The costs of running the property may be subtracted from the rent to determine the net income, as in the case of any other business operation. Among the charges that can be deducted are insurance premiums, agent's fees, classified ads, general repairs, and annual depreciation.

All in all, if you consider the many factors different from, as well as similar to, your reasons for buying your first home, you will end up delighted you made the investment. But the key ingredient is *leisure*. If the major points you consider all add up to more leisure in your living, and assured periods of refreshing change in your lives, then you will have acquired your home sweet home—*the second one.*

SHOPPING INFORMATION

Merchandise listed here is available in leading department and specialty stores. If you cannot find it, write to American Home, Reader Service, 641 Lexington Ave., New York, N. Y., 10022, for additional information. Retail stores are listed with their cities. Items not listed may be privately owned or custom made.

THE THREE LOOKS IN COLOR

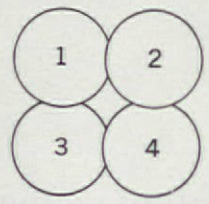

Pages 40, 41: *BRIGHTS,* 1, *Turquoise* Plate, Batea Trading Corp. Tray, Soovia Janis. Floor tile under plate, Vinyl Cushionflor, Congoleum-Nairn. Pillowcase, Caper, Burlington. Carpet, Fashion Note, Alexander Smith. Fabric, Cambria, Cohama. Carpet, Marine Moss, Karastan. Carpet, Athena, Callaway Mills. 2, *Lemon:* Fabric, Pirouette, Cohama. Pillowcase, Chevron, Stevens. Plate, Boutique, Laveno Italian Ceramics, Inc. Carpet, Provence, Magee. Carpet, Richleigh, Bigelow. Carpet, Arietta, Bigelow. 3, *Hot Pink:* Carpet, Complement, Bigelow. Carpet, Talomar, Bigelow. Carpet, Biltmore, Mohawk. Fabric, Festival, Waverly. Floor tile, Norager, Armstrong. Pillowcase, Pow Flowers, Fieldcrest. Plate, Texas-Ware. Plaid fabric, Cohama. 4, *Lime Green:* Fabric, Sequence, Cohama. Floor tile, Flexachrome, Flintkote. Plate, Dynasty, Melamine, Allied Chemical. Carpet, America House, E.T. Barwick. Carpet, Leisure Living, Magee. Carpet, America House, E.T. Barwick.

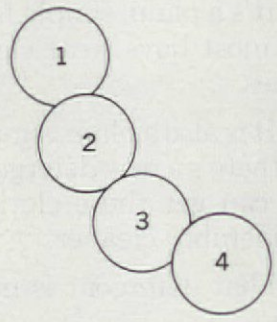

NEUTRALS, 1, *Cream.* Carpet, Biltmore, Mohawk. Floor tile, Fleur, Johns-Manville. Carpet, Destiny, Philadelphia Carpet. Plate, Dansk. Carpet, Hampton House, Lees Carpets. Fabric, Peg Riley Imports. Pillowcase, Wedding Lace, Lady Pepperell. 2, *Camel,* Ashtray, Raymor. Carpet, Welcome House, Alexander Smith. Sheer fabric, Marguerite, Cohama. Carpet, Fifth Avenue, Alexander Smith. Floor tile, Colonade, Congoleum-Nairn. Carpet, Complement, Bigelow. 3, *Silver:* Fabric, Freer, P. Kaufmann. Tablecloth of Belgian linen, Tenerife, Braidwater Linens. Plate, Shadows, Block China. Floor tile under plate, Antigua, Ruberoid. Carpet, Saville Row, Magee. Carpet, Lafitte, Callaway. Carpet, Driscoll, Bigelow. Plaid fabric, Cohama. 4, *Black and White:* Pillowcase Caper, Burlington. Carpet, Margate, Bigelow. Carpet, Trysteau, Karastan. Plate, Circle in the Square, Block China. Carpet, Charing Cross, Bigelow. Printed velvet fabric, Dominique, Continental Looms, Div. of Mead and Montague.

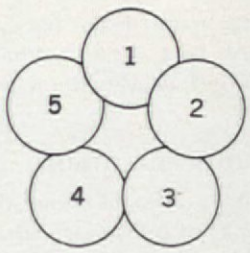

DARKS, 1, *Navy:* Floor tile, Colonade, Congoleum-Nairn. Fabric, Metropolitan, P. Kaufmann. Carpet, Park Forrest, E. T. Barwick. Candle, Colonial Candle Co. Carpet, Mark Royal, Lees Carpets. Carpet, Gropoint, Bigelow. Letter W, Soovia Janis. 2, *Garnet:* Floor tile, Cambrian, Armstrong. Carpet, Mt. Morrow, Lees Carpets. Carpet, Grand Tour, Callaway. Carpet, Plain-N-Fancy, Alexander Smith. Fabric, Guilford Hall, Waverly. Plate, Ruby Mander, Josiah Wedgwood & Sons, Inc. 3, *Moss:* Chintz fabric, Cyrus Clark. Carpet, Lafitte, Callaway. Carpet, Weather Tuft, Bigelow. Printed velvet fabric, Flambé, P. Kaufmann. Bottle, Crownford. Carpet, High Meadow, Bigelow. Carpet, Chandeau, Karastan. Plate, Chas. Martine. 4, *Brown:* Dish towel, Triangles, Vera. Cork floor tile, Algerie, Kentile. Carpet, Inspiration, Lees Carpets. Carpet, Chequer, Magee. Carpet, Mikado, Callaway. Plate, Rosay, Castleton. Fabric, Liege, Waverly. Plaid place mat and napkin, Menin, Fallani and Cohn. 5, *Violet:* Carpet, Vitality, Lees Carpets. Carpet, Wizardry, Lees Carpets. Casement fabric, Odense, P. Kaufmann. Printed fabric, Devie, Bloomcraft. Carpet, Royalite, Monarch. Plate, Cobalt, Block China Co.

Page 42: Yellow bedroom: Wallpaper and drapery fabric, Crewel, C. W. Stockwell Inc. Rug, Tintawn Traditional, Scandinavian Marketing Associates, Inc. Bed, Simmons. Throw, India's Finest, Inc. Drapery rod, Kirsch. Wall unit, Omni. Stereo, KLH. TV, Sony. Phone, Trimline. Pillow, Scarabaeus Ltd., N.Y.C. Wastebasket, Bonniers. Record holders, Joel Morton Co., N.Y.C. Writing paper, mirror, number, lacquered objects, Azuma. **Page 43:** Child's room: Wallpaper by Desoto, Inc., Rug, Diane, Regal Rugs. Red, white, and blue room: Carpet, Windrock, 100 percent Herculon olefin fiber, Stevens Gulistan Carpet. Coffee table, Pace-Jill Assoc., Inc. **Page 47:** Blue room: Rug, Diane, Regal Rugs. All fabrics, Avril cotton blends, American Viscose.

HAVE YOURSELF A CLAMBAKE

Page 63: Beer tapper, Reynolds Metal Co.

Page 64: Grill, Tonka Firebowl, Tonka Corp.

MOM OR DAD—Want more information? Write: **CORONET CARPETS,** P.O. Box 1248, Dalton, Ga. 30720 *KODEL is the registered trademark for Eastman polyester fiber.

RED CROSS
help us help
THE UNITED WAY

BIG SUMMER ISSUE COMING UP

Oh the fun and joys of the summer season. Come with us next month to a southwest barbecue. Learn how to rustle up one of these feasts in your own backyard. Or, let's go on a picnic—a teen-age box picnic, a romantic picnic for two, a family picnic. Get some wonderful ideas for table settings—everything from breakfast in bed to a buffet for the neighbors to a children's party. Take a look at an exciting, carefree vacation house. All this and more in our big summer issue!

NEW LOOK IN INTERIOR PAINTS

The home owner who isn't up on what's happening in the paint industry is missing something. For paint is no longer just a protective film you put on the wall to cover dirt and patches. It's come into its own as a basic, and highly effective, decorating tool.

What's made this possible is the fact that choosing a paint color is no longer a hit-or-miss proposition. Instead of a couple of dozen "safe" colors, which might or might not enhance a room, you now have an almost limitless variety to choose from. No matter what color you want, you can get it. No matter how unusual your color scheme, you can work it out.

How come? No mystery at all. Major paint manufacturers now equip their dealers with a machine that resembles a soda fountain. In it are various pigments. When you choose a color the dealer doesn't have in stock, he consults a formula chart, makes a few settings on the machine, shoots the pigments into a can of base formula, mixes, and there's your color. If he's especially knowledgeable, and you're extra particular, he might even vary the manufacturer's formula a little to match your draperies or upholstery, more closely than the chart.

Usually there is no extra charge. However, you have to buy a quart or more and you can seldom (if ever) return a can you've had custom mixed. So be sure of the colors you want.

PAINTS ARE BETTER TOO

Color is only part of the paint story. Paints are getting easier to apply, longer lasting, less smelly, and less messy to use. They also give better, more uniform coverage.

Latex paints now account for 80 percent or more of all interior paint sales, so most of the time you clean brushes and pails with water—no extra cans of solvent to buy and store. And drying time is a mere couple of hours, which means you can paint a room in the afternoon and use it that evening.

The latest thing in latex paints, by the way, is semigloss enamel. Most major companies now offer it in colors that match their flat wall paints.

This new paint is so easy to work with that, if you use a brush instead of a roller, you might be tempted to spread it too thin. Don't. Cover the surface liberally. Not so liberally that the paint runs and sags. But liberally. This sounds vague, but when painting, you'll quickly get the hang of it.

At the moment, there are no high-gloss latex enamels on the market. However, they should start appearing late this year.

A tremendous work saver, despite what some people say, is one-coat paint. Many who've tried it claim it seldom works. Others say it only works if you're covering a color not too far removed from the paint you're applying. Well these points can be argued all day. The point that's generally overlooked is the one that really counts. That point is that the paint must be applied at a rate not exceeding the coverage per gallon stated on the label. If the label says "Covers 400 to 450 square feet per gallon," that's all it should cover. Many people try to stretch the coverage by spreading too thinly, or by adding thinner before applying. Do either of these things, and you're guaranteed not to get one-coat coverage. Use the paint properly and it should work. In fact, some experts go so far as to say proper application will *assure* one-coat coverage.

GOOD PAINTING TECHNIQUE

This brings us to another important thing about paints. While the new ones make things much easier, they still don't apply themselves. You've got to do it. And by doing it right, you get maximum results with minimum effort.

To illustrate, let's talk about brushing. A lot of people still use brushes because high-gloss enamels, and some semigloss enamels, don't work with a roller. Also, of course, small border areas and such still must be painted with a small brush.

Except for minor touch-up jobs, it pays to buy good brushes. For latex paints use nylon-bristle brushes. For other types, both nylon and natural bristles are suitable.

To use a brush, dip only half of it or so into the paint. Then, apply the paint with long, even strokes. On vertical surfaces work from the top down.

When the brush appears almost empty, cross stroke. Then, with brush almost dry, go over the area again with long, even strokes.

When the job is done, it's best to clean the brush thoroughly, with solvent or detergent water, depending on the paint. However, if more work lies ahead, you can generally get away with wrapping the used brush in wet newspaper and aluminum foil overnight. For alkyd or oil-base paints, there's also a spray for keeping brushes soft overnight.

ROLLERS CAME FROM HEAVEN

Since the invention of the home, one of the best things that's happened to the home owner was the invention of the paint roller. Because of its incredible speed, it pays to use it whenever possible. But—and this is important—buy a good one. A cheap one mats down quickly, gives poor coverage, and needs far too much elbow grease.

For most surfaces, use a roller with short or medium nap. For very uneven surfaces, a long nap is better. Don't use a long nap over smooth surfaces or you'll find the roller skidding and giving poor coverage.

Like everything else, rollers have their own rules for use. Apply the paint in a W-shaped pattern. After reaching the top of the W's last leg, go back and forth across the W, filling in all bare areas. Then go over the entire area again with vertical overlapping strokes. When you put on the next roller full run it from the dry area into the previously painted area, in order to minimize visibility of the overlaps.

If you find that coverage is very uneven, flip the roller over. The direction in which the nap falls—except on a few "nondirectional" rollers—has a definite influence on uniform release of the paint.

Most people clean their rollers for reuse. This works reasonably well, and of course, saves a little money. But a reused roller is never as effective as a new one. Some experts maintain that this falloff in effectiveness far outweighs the small saving in money. All we can say is try it and see for yourself.

"NO DRIP" ISN'T "NO MESS"

While there's no doubt that the so-called dripless paints are a pleasure to work with, don't for a minute think that you can dispense with drop cloths. Painting is messy, no matter what anyone says. So, take all the usual precautions to protect floors, furniture, etc. And, should a drop get on something, wipe it up immediately. With latex, use a damp rag. Once latex paint has a chance to set, it's extremely hard to get off without marring the surface beneath.

CHOOSE THE RIGHT PAINT

Because paint chemistry has improved so much, choosing the best interior paint to use has become a fairly simple matter. Most of the time you'll be covering a previously painted surface, so if you just go ahead and paint, things will be all right. However, if you're a careful worker, and want first-class results, it pays to give some careful thought to your choice.

On bare wood, for example, the water in a latex paint can raise the grain noticeably. So, before coating with a latex, you should apply a prime coat. If the finish coat is to be an alkyd or other solvent-thinned paint, the prime coat can be made by thinning some of the finish coat. Another good one, which has the advantage of drying in less than an hour, is shellac-based primer. This is merely a mixture of white pigment and shellac that works not only on wood, but metal, glass, existing paints, and many other materials.

If you plan to use a one-coat finish paint over the primer, a good trick is to tint the primer to approximate the shade of the finish coat. Be sure the tint and primer will mix, however. The labels will tell you. Don't tint the primer as dark as the finish coat, or you'll have trouble telling how well the finish is going on.

If, by the way, the wood has many knots, your paint dealer has a product called knot sealer. While you can often get away without this, it's best to use it.

WATCH OUT FOR STAIN

Sometimes, a home owner decides to paint a wood surface that was previously treated with stain. In this case, it's important to prime with shellac, either pigmented or clear.

Your best bet in covering new plaster or gypsum board is to prime it first with a latex primer-sealer. If the finish is to be a flat latex, you can use it for a prime as well as finish coat. However, this costs more, especially if the finish coat is a one-coat paint.

Naturally, plaster should be thoroughly dry before you apply anything. Small amounts of moisture, however, will not hurt latex paints and primers.

Before recoating plaster or gypsum board that was previously enameled, patch any cracks, nail holes, etc., with spackling compound or other filler. When the filler is thoroughly dry and sanded flat, sand the entire wall lightly with medium-grit paper, then spot prime the patches with your finish paint. The spot priming needn't be thoroughly dry when you start painting.

If the wall requires large patches, or numerous small ones, it's best to cover the whole thing with primer before applying the finish coat.

If the existing paint on the wall is flat, and it's to be covered by a flat paint, then just patch it and recoat. If you want to put enamel—either semi- or high gloss—over flat paint, you should first apply an enamel undercoater to assure uniform gloss.

Incidentally, dealers who don't stock enamel undercoater are likely to urge you to use a regular primer, claiming the two products are one and the same. This isn't true. So if you're fussy, stick to your guns. Ask him to order some or go to a larger store. The product is definitely called *enamel undercoater*, and it's for the specific job we're talking about.

DON'T SCARE EASILY

If reading the above sounds complicated, don't be discouraged. The factors we've discussed have been considered by the paint manufacturers in devising their formulas. Also, we've been talking about perfectionist results. Just know before you go to a paint dealer what type of surface you want to cover and what type of effect you want. Then, even if he's sure the paint he suggests will do the job, read the labels. It's amazing how much one finds out that way.

And one of the nicest things about painting is the tremendous margin for error. If you expected to do a job in one coat, but find out that's not sufficient, just add another coat. If the color scheme isn't as pleasing as you expected, you can always change it at moderate cost. In how many other endeavors does a second chance come so easily?

Remember when home was a place
where the whole family got together?
Go home this weekend.
Long Distance is the next best thing to being there.

Now the low rate of $1 or less* is in effect all day Saturday as well as all day Sunday.
(*Three-minute, station-to-station interstate call, anywhere in the continental U.S., except Alaska, plus tax.)

BELL SYSTEM AT&T and Associated Companies

FROM GROCERY BAG TO FREEZER

By Virginia T. Habeeb



Don't you get tired of the weekly bout with the supermarket crowds, lugging groceries, planning menus? This might be the time to think seriously about freezer living. Especially now that you can buy everything from exciting hors d'oeuvres to elaborate desserts—all prepared and ready for your freezer. Frozen fruits, vegetables, and bakery products are offered in a wonderful variety of combinations. And let's not forget your own homemade creations for the freezer.

CHOOSING A STYLE

The freezer style you select will depend on the space you have and your personal preference.

The *upright freezer,* the more modern type, requires approximately the same amount of space as your refrigerator. It has the advantage of easy to see and use shelf storage.

The *chest freezer,* the original freezer style, may take from 32 to 72 inches in width; 27 to 32 inches in depth. The height is around 36 inches or standard counter height (but remember, you have to account for and keep clear the space over it for opening and closing the lid). The chest freezer has a bonus of your being able to use it for extra counter space in a pinch.

The *compact freezer* is for those of you who are really tight on space (apartment dwellers take note). Compact freezers come in chest-style, top-opening models, and upright-style, front-opening models.

FREEZER FEATURES TO CONSIDER

There are storage and freezing features that you should know and consider before selecting a particular model.

Good in both chest and upright freezers

A facility for fast freezing of fresh foods. The faster the food is frozen, the better its quality will be when it is eventually cooked. The variety of fast-freeze features on both chest and upright freezers include: Special compartments which get the initial blast of cold air. Special shelves with freezing coils in them for fast contact freezing.

Safety signal light to let you know power is on.

Locks to keep prowlers (and youngsters) out.

Adjustable cold controls.

An automatic ice maker for frequent ice users.

Dry-wall construction to prevent condensation on exterior walls during warm weather.

If your choice is an upright freezer

Look for the features that will make it convenient to store and use foods:

Door shelves that are designed for specialized can storage and bookshelf-style storage of frozen vegetables and fruits.

Interior shelves that glide or slide out; may adjust up or down.

Aids in sorting and storing. One make has a retainer front that folds down to become an extra shelf; another has a shelf that slides out from beneath the storage shelf.

Baskets to hold big bulky items such as roasts and turkeys (even better when they adjust).

Look for the features that will make it easy to care for:

A freezer that never forms frost.

Or a defrost drain hose that channels defrost water into bucket or other container.

Removable parts and rounded corners.

Wheels or rollers to make the freezer easy to move for cleaning behind.

Investigate features that assure efficiency:

A bottom trivet or basket for good air circulation.

A magnetic gasket for close, tight door seal.

Leveling legs.

Styling features in the upright freezers:

Match-mate refrigerators and freezers.

Chrome and wood-grain trim are common.

Wood-grained and decorator trims are available on a variety of freezers. White is still your major color choice though some colors are available.

If your choice is a chest freezer

Look for features that will make it easier to organize your storage, put in and remove foods:

One or more lift-out baskets (even better if they slide or move in the chest).

Movable divider sections.

An interior light.

Easy-open counterbalanced lid.

Look for features that will make it easier to care for:

A freezer that never forms frost.

Or a defrost water drain to channel defrost water into a bucket or other container.

Special defrost cycles that speed the defrost period.

Rounded corners and removable interior parts.

Investigate features that assure efficiency:

A close, tight seal when the lid is closed can be assured by magnetic door gaskets. One make has a self-adjusting liner lid to help assure a complete seal.

A self-leveling feature, or leveling legs.

Styling features are generally simple and functional on the chest freezers. Their design is trim and modern, but colors are limited, usually the traditional white. Trim is usually chrome, with some wood grain.

If your choice is a compact freezer

You'll find a minimum of features in these mini-marvels. The ones you're most likely to find are those listed for storage and organization in the two major types. (Baskets, dividers in the chest type and specialized shelf storage in the upright type.) These are generally plainly styled; some have a wood-grain finish.

GETTING THE MOST FROM YOUR FREEZER

Use the fast-freeze shelves and compartments for all your fresh-food freezing—read and follow the manufacturer's instructions.

Wrap the foods to be frozen securely to avoid freezer burn. Your freezer instruction booklet should provide you with excellent information on wrapping and the materials to use.

Don't overcrowd your shelves. Remember to leave some room for air circulation.

The more fresh, room-temperature food you put in at once, the longer it will take to freeze it. It's better to freeze small quantities of fresh foods quickly than large quantities slowly.

WHAT PRICE TO PAY

Prices vary from as low as around $150 to as high as almost $400. Plain compact freezers will run around $100. The price you pay will depend upon capacity and convenience features. In addition to selling price, count on slightly higher operating costs for a never-form-frost model, and on plumbing installation for a model with an automatic ice maker.

Buy the capacity your family can use with regular rotation of foods. A half empty freezer is a luxury to own and operate. Above all, buy quality. Don't substitute a cut in price for poorer design, construction, or service. A brand name from a reputable dealer is your best guarantee of quality and service.

These are the brand names whose manufacturers have sent us information about their 1968 freezers: Admiral, AMC, Amana, Chambers, Coldspot, Deepfreeze, Delmonico, Fedders, Frigidaire, Frost Queen, General Electric, Gibson, Hotpoint, Kelvinator, King, Manitowac, Monitor, Norcold, Norge, Penncrest, Philco-Ford, Rhinecold-Alaska, Sub-Zero, Westinghouse, Whirlpool.

What's a beautiful broadloom like you doing in a place like this?

Look again! It's outdoor/indoor carpet like you've never seen before. It's made of a new HERCULON* olefin fiber, which makes it the most glorious carpet you could have. Inside, outside, all around the house.

It also makes it clean fast and dry fast. And keeps it from shedding, pilling, fuzzing, mildewing, rotting, shrinking or stretching. That's quite an order. That's HERCULON.

The most famous mills in the country make carpets in this incredible HERCULON fiber.

For all the inside information write Fibers and Film Department, Hercules Incorporated, Wilmington, Delaware 19899. Now you can carpet your yard in wall-to-wall splendor that will fool you into thinking it's broadloom.

HERCULES

Since when? Since Herculon®

*Hercules registered trademark.

NEW LOOK IN HAMBURGERS

What would we do without the hamburger? Children would starve. The barbecue and outdoor cookout would all but die. And everybody would be bereft of one of the great pleasures of life—that thick, fragrant, juicy hunk of meat that's tucked inside a bun. But why should hamburgers be limited only to the common, everyday variety? Why not dress them up? That's why we called on the talents of our own master chef, Jacques Jaffry, to come up with some exciting, off-beat variations. And here they are. Full of fun, full of surprises, and above all, downright delicious. So make up a big tray of hamburger patties—some thin, some thick, some shaped like a hot dog. Surround them all with the goodies that make up the variations and let your guests make their own. Recipes for the ones shown begin on page 82.

Photographer: Richard Olson

1 CHINESE BURGER. *Stuffed with a mixture of bean sprouts, chopped water chestnuts and scallions seasoned with soy sauce and ginger.*

2 DEVILED BURGER. *Mustard and onion are the devil's advocates. A stuffing with zest!*

3 MEXICAN CHILI BURGER. *This one is seasoned south-of-the border style with chili powder and green pepper.*

4 AMERICAN CHEESE-STUFFED BURGER. *A variation of our great cheeseburger.*

5 ITALIAN BURGER. *Like pizza, it's stuffed with tomato and mozzarella and seasoned with oregano, garlic, and basil.*

6 GUACAMOLE BURGER. *Redolent with avocado, tomato, pimiento, and onion. A stuffing with a special zip!*

7 GERMAN BURGER. *A taste thrill—seasoned with caraway and minced onion and topped with coleslaw before serving. Buns are lightly toasted.*

8 FRENCH BURGER. *Reminiscent of a fancy menu—this one is stuffed with chopped mushrooms, parsley, and green onions or shallots that are seasoned with lemon juice. It's called Bercy!*

Breakfast without Orange Juice is like a day without sunshine.

Buy it chilled. It's the fastest, easiest way to serve 100% pure orange juice. Loaded with natural vitamin C. And for quick energy that gets you going and keeps you going, nothing beats chilled orange juice from Florida. Pick it up in the dairy case or produce section of your local store, or order it from your milkman.

Get your favorite brands—
in bottles or cartons.



COLD COOKED VEGETABLES

It's fresh-vegetable season now—but come to think of it—it's always vegetable season with freezers and pantries as faithful servants. Cold cooked vegetables can be delightfully and zestfully good. They take on new personalities when served cold as either salads, vegetable side dishes to the great roasts, or as main dishes when meat is added to fill the bill. Here is a classic example of Vegetables Vinaigrette—a medley of cauliflower, carrots, beets, asparagus, mushrooms, green and wax beans, seasoned with a vinaigrette dressing. For other tempting varieties you'll be serving now and the whole summer through, turn to page 84.

VEGETABLES VINAIGRETTE

Marinade

Combine and beat until blended:

1½ cups cider vinegar
¾ cup olive oil
2 teaspoons salt
1 teaspoon sugar
1 small clove of garlic, finely chopped
½ teaspoon pepper
½ teaspoon leaf oregano, crumbled
½ teaspoon leaf thyme, crumbled

Vegetables

Put each of the following, except cauliflower, in a separate container or in individual groups in a large, shallow, glass baking dish. Place cauliflower upside down in a bowl.

1 can (1 pound) cut wax beans, drained
1 can (1 pound) cut green beans, drained
1 can (1 pound) diced carrots, drained
1 can (1 pound) diced beets, drained
1 pound small mushrooms, cooked and drained or 2 cans (3 to 4 ounces each) mushroom caps, drained
1 package (10 ounces) frozen asparagus spears, cooked and drained or 1 can (13 ounces) asparagus, drained
1 small head cauliflower, cooked and drained

Pour about ¼ cup marinade over each vegetable except cauliflower. Turn occasionally to coat vegetables. Pour remaining marinade over cauliflower. Cover. Chill. The longer you allow vegetables to refrigerate, the more they will absorb flavor from the marinade. For really icy cold vegetables (the way they taste best) make this ahead and chill overnight. Drain vegetables. Combine green and wax beans; combine carrots and beets. To serve as pictured, place the cauliflower in center of platter and arrange the other vegetables in a design around it. Makes 10 to 12 servings.

Photographer: Norman Nishimura

What's your oven doing after dinner tonight?

THESE GENERAL ELECTRIC OVENS WILL CLEAN THEMSELVES.

The dirtiest job in your kitchen has been taken over by GE's new built-in range with the double P-7® ovens. Cook your messiest meal, then set the controls to "Clean." The ovens clean themselves plus the oven racks, top and bottom. It's all done electrically.

And over on the easy-to-clean, seamless surface unit, there's a brand new feature. It's the "Cooktop 'N Grill," a combination broiler and griddle that handles everything from steaks to pancakes.

Add a handsome ventilating hood that houses the pushbutton surface unit controls and you've got the perfect built-in cooking center, whether you're planning a new kitchen or replacing old units.

It's the range that lets you off early.

You'll seldom need service on a GE range. But it's nice to know we're nearby.

GENERAL ELECTRIC

By Virginia T. Habeeb

MEET THE "DUTCH BABY"

Recently I visited a good friend in Los Angeles, California. After a sumptuous meal, I was thoroughly impressed with the dessert served. Not only was it mouth-watering—it also provided great entertainment for the guests. It is called Dutch Baby and the origin of its name I have been unable to find. I immediately told my host I would steal the idea and use it—and here it is. It's been fun to make. I often do it at the end of a meal and assemble it (see above) in front of my guests. It's a popover-like batter that bakes into a shell-like pancake, a different shape every time. It can be served as is—hot and crispy, and sprinkled with lemon juice and confectioners' sugar. Or it can be filled with any number of tasty goodies and topped with dairy sour cream, whipped cream, or ice cream. Here is the recipe as I prepare it with fresh strawberries and frozen peaches. You can, of course, use frozen or canned fruit—in any combination. Try it—right before your guests.

DUTCH BABY

This takes about 10 minutes to prepare, 30 minutes to bake, and 10 minutes to assemble. Bake it during dinner—have the batter ready to slip into the oven 40 minutes before you wish to serve it.

2 eggs (3 work as well, if you like a more "eggy" pancake)
½ cup sifted all-purpose flour
½ teaspoon salt
½ cup milk
2 tablespoons melted butter or margarine
1 tablespoon lemon juice (I like a little more, but tastes vary)
1½ pints strawberries, washed and hulled
1 package (10 ounces) frozen, sliced peaches, well drained
Confectioners' sugar
Dairy sour cream (I like to add brown sugar and cinnamon)

Heat oven to 450° F. Beat eggs until blended. Sift flour and salt together. Add with milk to eggs; beat smooth. Stir in butter or margarine. Pour into greased 9-inch skillet with ovenproof handle. Bake on bottom shelf 20 minutes. Reduce heat to 350° F. Prick shell; bake 10 minutes. Drizzle with lemon juice (left, top picture). Sprinkle with confectioners' sugar (bottom picture). Fill with fruit. Cut in wedges. Top with dollop of dairy sour cream. Serve at once. Makes 6 servings.

Photographer: Harry Hartman

Think of our package as a shopping bag.

In our shopping bag we have put together a spaghetti dinner that you can cook in about 12 minutes. Luckily, it doesn't taste like a spaghetti dinner you can cook in 12 minutes.

We did everything you'd do if you had the time. We shopped. We squeezed and pinched. Not one onion or tomato or anything else gets into our sauce unless it's sensational. We make sauce the way an Italian makes sauce. And then we fuss over it and simmer it and stir it and stir it until it's just right.

Our cheese tastes like aged Italian-style cheese. Our thin spaghetti is easier to wind.

Our convenient dinner comes in three varieties . . .

Spaghetti with Meat Sauce · Spaghetti with Mushrooms · Spaghetti with Meatballs.

We do the shopping. You do the cooking.

Hamburgers

(continued from page 76)

FRENCH BURGERS (BERCY)

3 tablespoons butter or margarine
2 tablespoons minced shallots or green onions
½ pound mushrooms, chopped
3 tablespoons lemon juice
2 tablespoons chopped parsley
1½ pounds ground beef
1 teaspoon salt
Dash of pepper
6 toasted hamburger buns

Melt butter or margarine in a skillet over medium heat. Add shallots or green onions; cook 1 minute. Add mushrooms, lemon juice, and parsley; cook 5 minutes, stirring occasionally.

Combine meat, salt, and pepper. Toss lightly with fork until blended. Shape into twelve 3-inch patties. Place about 2 tablespoons mushroom mixture on each of 6 patties; cover with other patties. Seal edges. Broil 3 to 4 minutes on each side. Serve on toasted buns. Makes 6 servings.

ITALIAN BURGERS

1½ pounds ground beef
1 teaspoon salt
Dash of freshly ground pepper
¼ teaspoon leaf oregano, crumbled
¼ teaspoon leaf basil, crumbled
¼ cup minced onion (1 small)
1 clove of garlic, minced
4 slices mozzarella cheese
1 small tomato, cut in four slices
4 toasted hamburger buns

Combine meat, salt, pepper, oregano, basil, onion, and garlic. Toss lightly with fork until well blended. Shape into eight 3-inch patties. Place 1 slice mozzarella and 1 slice tomato on each of 4 patties. Cover with other 4 patties. Seal edges. Broil 3 to 4 minutes on each side. Serve on toasted buns. Makes 4 servings.

GUACAMOLE BURGERS

1½ pounds ground beef
1½ teaspoons garlic salt
Dash liquid hot-pepper seasoning
1 tomato, cut in 4 slices
1 small avocado, peeled and sliced
1 can (4 ounces) pimientos, drained
4 toasted hamburger buns

Combine meat, salt, and pepper seasoning. Toss lightly with fork until blended. Shape into eight 3-inch patties. On each of four patties layer 1 slice tomato, a few slices avocado, and 1 pimiento. Cover with other patties. Seal edges. Broil 3 to 4 minutes on each side. Serve on toasted buns. Makes 4 servings.

DANISH BURGERS

1 pound ground beef
2 tablespoons minced onion
½ teaspoon salt
Dash of pepper
4 tablespoons cream cheese
4 tablespoons blue cheese, crumbled
1 tablespoon finely cut chives
4 toasted hamburger buns

Combine meat, onion, salt, and pepper. Toss lightly with fork until blended. Shape into eight 3-inch patties. Blend cream cheese, blue cheese, and chives. Place 2 tablespoons of cheese mixture on each of 4 patties. Cover with other patties. Seal edges. Broil 3 to 4 minutes on each side. Serve on toasted buns. Makes 4 servings.

GERMAN BURGERS

1 pound ground beef
2 tablespoons minced onion
½ teaspoon salt
Dash of pepper
2 tablespoons caraway seeds
1 cup coleslaw, drained
4 toasted hamburger buns

Combine meat, onion, salt, pepper, and caraway seeds. Toss lightly until blended. Shape into four 3-inch patties. Broil 3 to 4 minutes on each side. Put one on each bun half. Top with coleslaw and other half bun. Makes 4 servings.

CHINESE BURGERS

2 pounds ground beef
1 teaspoon salt
1 teaspoon ground ginger
¾ cup soy sauce
6 tablespoons drained bean sprouts (from a 5-ounce can)
1 can (5 ounces) water chestnuts, drained and chopped
¼ cup green onions, chopped
6 toasted hamburger buns

Combine meat, salt, ginger, and ¼ cup soy sauce. Toss lightly with fork until well blended. Shape into twelve 3-inch patties. Combine bean sprouts, water chestnuts, onions, and ¼ cup soy sauce. Place 2 to 3 tablespoons of mixture on each of 6 patties. Cover with other 6 patties. Seal edges. Brush with soy sauce. Broil 3 to 4 minutes on each side, basting with remaining soy sauce during cooking. Serve on toasted buns. Makes 6 servings.

MEXICAN CHILI BURGERS

1 pound ground beef
½ cup finely minced green pepper
½ cup finely minced onion (1 medium)
1 teaspoon salt
1½ teaspoons chili powder
4 toasted hamburger buns

Combine all ingredients except buns. Toss lightly with fork until blended. Shape into four 3-inch patties. Broil 3 to 4 minutes on each side. Serve on toasted buns. Makes 4 servings.

SMOKED CHEESE BURGERS

1 pound ground beef
2 tablespoons minced onion
½ teaspoon salt
1 teaspoon Worcestershire sauce
⅔ cup grated, smoked cheese
4 toasted hamburger buns

Combine meat, onion, salt, and Worcestershire. Toss lightly with fork until blended. Shape into eight 3-inch patties. Place about 2 to 3 tablespoons cheese on each of 4 patties. Cover with other patties. Seal edges. Broil 3 to 4 minutes on each side. Serve on toasted buns. Makes 4 servings.

AMERICAN CHEESE STUFFED BURGERS

1½ pounds ground beef
1 teaspoon salt
¼ teaspoon pepper
4 slices American cheese, cut in half
4 thin slices onion
4 slices tomato
4 toasted hamburger buns

Combine meat, salt, and pepper. Toss lightly with fork until blended. Shape into eight 3-inch patties. Layer half slice of cheese, 1 slice onion, 1 slice tomato, and a second half slice cheese on each of 4 patties. Cover with other patties. Seal edges. Broil 3 to 4 minutes on each side. Serve on toasted buns. Makes 4 servings.

HOT-DOG BURGERS

1 pound ground beef
½ teaspoon salt
Dash of pepper
1 garlic or dill pickle, quartered lengthwise
4 toasted frankfurter rolls

Combine meat, salt, and pepper. Shape into four rectangular patties, 4 by 5 inches. Place 1 pickle quarter along long edge of each patty. Roll up patties around pickle. Seal edges. Broil 5 to 6 minutes, turning burgers carefully to broil all sides. Serve in toasted frankfurter rolls. Makes 4 servings.

Relish Dogs: Prepare meat and shape patties as above. Spoon 2 tablespoons sweet or hot pickle relish along long edge of each patty; roll up patties. Broil as above. Serve in toasted rolls.

MUSHROOM BURGERS

1 pound ground beef
½ teaspoon salt
1 teaspoon Worcestershire sauce
2 tablespoons minced shallots or green onions
1 can (5 ounces) mushroom stems and pieces, drained and chopped
4 slices crisp cooked bacon, crumbled
4 toasted hamburger buns

Combine all ingredients except buns. Toss lightly with fork until blended. Shape into four 3-inch patties. Broil 3 to 4 minutes on each side. Serve on toasted buns. Makes 4 servings.

DEVILED BURGERS

1 pound ground beef
2 tablespoons minced onion
½ teaspoon salt
2 teaspoons leaf tarragon, crumbled
1 teaspoon Worcestershire sauce
3 tablespoons prepared mustard
2 tablespoons softened butter or margarine
4 toasted hamburger buns

Combine meat, onion, salt, tarragon, Worcestershire, and 2 tablespoons mustard. Toss lightly with fork until blended. Shape into four 3-inch patties. Cream butter or margarine with remaining 1 tablespoon mustard. Brush over burgers. Broil 3 to 4 minutes on each side, basting with remaining butter mixture. Serve on toasted buns. Makes 4 servings.

HERBED BURGERS

1 pound ground beef
1 teaspoon salt
Dash of pepper
3 tablespoons minced chives
2 tablespoons chopped parsley
1 teaspoon dried rosemary, crumbled
4 toasted hamburger buns

Combine meat, salt, pepper, chives, parsley, and rosemary. Toss lightly with fork until blended. Shape into four 3-inch patties. Broil 3 to 4 minutes on each side. Serve on toasted buns. Makes 4 servings.

GREEK BURGERS

1 pound ground beef
2 tablespoons minced onion
2 tablespoons chopped parsley
1 teaspoon salt
½ teaspoon ground coriander
½ cup ricotta or cottage cheese
4 toasted hamburger or sesame-seed buns

Combine meat, onion, parsley, salt, and coriander. Toss lightly with fork until blended. Shape into four 3-inch patties. Broil 3 to 4 minutes on each side. Top each hamburger with 2 tablespoons cheese. Serve on toasted buns. Makes 4 servings.

When it comes to physical fitness, are you ever too old?

Because Fleischmann's agrees with many physicians, that along with proper diet, planned exercise helps contribute greatly to your well-being, we are offering "Aerobics"—destined for the best seller lists at $4.95—in a special edition for just $1.00 and an end flap from any package of Fleischmann's Margarine.

What is Aerobics? Aerobics is an uniquely new approach to physical fitness. A scientific program that lets you use regular and/or recreational activity to help condition your body. As described by its originator, Major Kenneth H. Cooper, M.D., M.P.H., Aerobics stimulates your body to use and distribute more oxygen (hence the name), and thereby helps strengthen your heart, arteries and lungs.

Developed by an Air Force doctor. Tested over a period of years with thousands of Air Force volunteers, Dr. Cooper reports the results have been nothing short of outstanding. Because of his work, Dr. Cooper has been selected by The National Junior Chamber of Commerce as one of the most important contributors to the field in 1967.

Aerobics is for everyone. Aerobics is for men, women, even children. Of course, if you're over 30, or have special health considerations, you should consult your doctor before beginning any program of physical activity.

Noticeable results within weeks. Aerobics shows you how to measure your present level of physical fitness on a special 30-point scale. And then how to plan an activity program that is precisely right for you. A program that could result in improved health and well-being in a matter of weeks. And, most important, a program you can stick to for life because it involves no nerve-wracking tests of will power.

Send for your copy of "Aerobics" while this limited edition lasts. This special Fleischmann's Library Edition of "Aerobics" is complete in every detail; printed on fine-quality paper with easy-to-read type. This edition is exclusive with Fleischmann's, and cannot be bought in any store. Send for your copy *now*.

Please rush me my copy of "Aerobics." I have enclosed $1.00 in cash, check or money order plus the end flap from Fleischmann's Margarine—Stick, Soft, Unsalted. Or new Diet Fleischmann's.

Name _____ PLEASE PRINT
Address _____
City _____
State _____ Zip _____

Allow 4 weeks for delivery. Offer not valid where prohibited by law. Good only in U.S.A. Offer good while supply lasts.

Send to: FLEISCHMANN'S/AEROBICS
P.O. Box 9246
St. Paul, Minnesota 55177

When it comes to good habits, are they ever too young?

Same goes for eating as for exercise. And one good habit to get into early is Soft Fleischmann's® Margarine. Because Soft Fleischmann's is made from 100% corn oil. And, among all vegetable oils, the *medical* fact is that no oil is better for you than corn oil.

Of course, that's not why the kids like it. They like the smooth way they can spread Soft Fleischmann's themselves. And what they can do with the empty tubs.

But most of all, they like the taste. The rich corn oil flavor that has made Fleischmann's the favorite of more families than any other premium margarine in America. Fleischmann's Margarine, Soft or Stick. When it comes to good habits, are they ever too young? (Or too old?)

Stick Fleischmann's is sold on the West Coast in familiar cube form.

Amana's independent little "refrigerator within a refrigerator."



It keeps meats market fresh up to twice as long as ordinary meat trays.

Usually, meat trays are only storage bins. But Amana's meat keeper actually has its own independent cold control. It protects steaks, chops, and what-have-you with a surrounding blanket of cold (up to 10 degrees colder than the rest of the refrigerator). No drying air blasts ever touch the meat.

Our exclusive "little refrigerator" is a bonus you get with our big side-by-side refrigerator-freezers. Like the Amana 25 and the Amana 22. (Meat keeper is also standard on freezer-at-the-top models.)

Check these other bonuses, too:

Separate cold controls for refrigerator and freezer (set one without affecting the other); adjustable cantilevered shelves*; butter conditioner; Free-O'-Frost; rollers and a brake (to hold the unit in place). Plus Amana's exclusive 5-Year Total Appliance Warranty.

See our full line of refrigerators at your Amana dealer's. Look at our little "refrigerator within a refrigerator," too—it's a good example of the way Amana is first with the firsts.

Amana®

Backed by a century-old tradition of fine craftsmanship.
Amana Refrigeration, Inc., Amana, Iowa.
Subsidiary of Raytheon Company

Amana 5-Year Total Appliance Warranty: Amana warrants for 5 years from date of original purchase in U.S., free replacement or repair, including related labor, of parts found defective as to workmanship or material under normal use, and returned through Amana's dealer-distributor organization. Owner is responsible for local cartage, repairmen's travel expense if required, replacement of gaskets, rubber or plastic parts and light bulbs. Any product subjected to accident, misuse, negligence, abuse, defacement of serial plate or alteration shall void the warranty. In Canada, the warranty applies as above except that it does not cover taxes, duties, assessments levied at time of part export.

*Patented

Vegetables

(continued from page 78)

In all instances you can use frozen or fresh vegetables in season if you have the time to prepare, cook, and cool them.

CHICKEN VEGETABLE SALAD

2 cups diced, cooked chicken
1 can (1 pound) diced carrots, drained
1 pound potatoes pared, diced, cooked, and drained
1 package (10 ounces) frozen green peas, cooked and drained
¼ cup finely chopped onion (1 small)
¾ cup mayonnaise or salad dressing
½ teaspoon prepared mustard
1 teaspoon lemon juice
½ teaspoon salt
¼ teaspoon pepper
Crisp lettuce

Combine chicken, carrots, potatoes, peas, and onion in large bowl. Combine remaining ingredients in small bowl; blend thoroughly. Pour over salad; toss lightly. Cover; chill 3 to 4 hours. Serve in bowl lined with crisp lettuce. Makes 6 servings.

COLD BAKED-BEAN SALAD

1 can (1 pound) baked beans with tomato sauce
½ cup diced, pared cucumber
¼ cup diced green pepper
¼ cup bottled Italian-style salad dressing
1 tablespoon vinegar
2 tablespoons chopped pimiento
¼ teaspoon ground black pepper

Drain beans; rinse off tomato sauce. Remove any fat. Combine all ingredients in medium-size mixing bowl. Toss lightly. Cover; refrigerate 3 to 4 hours or overnight. Serve with cold sliced meats. Makes 4 servings.

COLD CURRIED CELERY

3 cups diagonally sliced celery
½ cup sliced onion (1 medium)
1 cup water
1 tablespoon pure vegetable oil
1 teaspoon sugar
1 teaspoon salt
½ teaspoon curry powder

Place all ingredients in medium-size saucepan. Bring to boiling; cook 4 to 5 minutes or until celery is crisp-tender. Cool; cover; refrigerate 3 to 4 hours. Serve as a side dish with cold sliced meat. Makes 6 servings.

SLICED MARINATED POTATOES

1½ pounds potatoes
½ cup olive oil
¼ cup cider vinegar
2 tablespoons finely chopped onion
½ teaspoon sugar
1 teaspoon leaf tarragon, crumbled
½ teaspoon salt
¼ teaspoon white pepper
1 tablespoon chopped parsley

Pare potatoes. Cook, covered, in boiling, salted water to cover 20 to 25 minutes or until just tender. Drain. Slice ¼ inch thick. Place in shallow dish or pie plate. Combine oil, vinegar, onion, sugar, tarragon, salt, and pepper in small bowl. Blend thoroughly; pour over potatoes while they are still warm. Cover; let stand at room temperature 3 to 4 hours. To serve, spoon potatoes into serving dish; sprinkle with chopped parsley. Makes 6 servings.

RED AND WHITE BEAN SALAD

2 cans (15 ounces each) red kidney beans, drained, or 4 cups cooked kidney beans, drained
2 cans (1 pound each) white kidney beans, drained, or 4 cups cooked white beans, drained
2 small onions, thinly sliced
½ cup diced celery
⅓ cup pure vegetable oil
½ cup cider vinegar
½ teaspoon dry mustard
½ teaspoon garlic salt
¼ teaspoon crushed black peppercorns

Combine beans, onions, and celery in large bowl. Combine remaining ingredients in small bowl; blend thoroughly. Pour dressing over bean salad; toss lightly. Cover; chill thoroughly. Makes 8 servings.

SALAMI AND BEAN SALAD

½ pound salami, cut in julienne strips
1 can (1 pound) cut green beans, drained
½ cup sliced sweet gherkins
2 small onions, thinly sliced
¼ cup olive oil
2 tablespoons cider vinegar
¼ teaspoon black pepper
¼ teaspoon celery salt
Crisp lettuce

Combine salami, beans, gherkins, and onions in large mixing bowl. Combine oil, vinegar, pepper, and celery salt in small bowl; blend thoroughly. Pour over bean salad. Cover; chill thoroughly. Serve on crisp lettuce. Makes 6 servings.

HAM POTATO SALAD

1 pound potatoes, pared, diced, cooked, and drained
2 cans (3 to 4 ounces each) sliced mushrooms, drained
2 cups diced, cooked ham
1 cup dairy sour cream
¼ cup pure vegetable oil
2 tablespoons chopped chives
2 tablespoons chopped parsley
1 tablespoon lemon juice
½ teaspoon salt
½ teaspoon pepper
Crisp lettuce

Combine potatoes, mushrooms, and ham in large bowl. Combine sour cream, oil, chives, parsley, lemon juice, salt, and pepper in small bowl; blend thoroughly. Pour dressing over salad; toss lightly. Cover; chill thoroughly, about 3 to 4 hours. Serve on bed of lettuce. Makes 6 to 8 servings.

DILLED CARROTS AND GREEN BEANS

1 can (1 pound) sliced carrots, drained
1 can (1 pound) cut green beans, drained
¼ cup finely chopped onion (1 small)
3 tablespoons pure vegetable oil
2 tablespoons lemon juice
1 teaspoon chopped fresh dill weed
1 clove of garlic, halved
½ teaspoon salt
¼ teaspoon leaf basil, crumbled
¼ teaspoon black pepper

Combine all ingredients in mixing bowl. Cover; chill thoroughly 3 to 4 hours or overnight if possible. To serve, discard garlic clove; arrange vegetables on serving tray. Makes 6 servings.

ALL RECIPES TASTE-TESTED IN AMERICAN HOME KITCHENS

PREPARE FOR THE SALAD SEASON

Summertime is salad time. If you're looking forward to the crisp greens and lush fruits of summer salads, now's the time to look over your salad-making equipment and see how well it stacks up to our version of a well-equipped salad center.

CUTLERY

For some people, a French cook's knife suffices for just about all their cutting, mincing, dicing, trimming needs. The triangular-shaped blade provides leverage to cut foods neatly and quickly into any size you desire.

For trimming edges, coring, paring, and peeling, a paring knife or utility knife is called for. Which of the two you choose depends on the size you work best with—the paring knife, with a 2½- to 3-inch blade, is the smaller of the two; the blade of the utility knife is a little longer—about 5 inches. If one is good, two are better!

Not a must, but mighty convenient is the tomato or fruit knife, a special kind of utility knife. It has a thin, serrated edge which makes it excellent for slicing soft tomatoes, for peeling and sectioning citrus fruits.

THE CLASSICS

The mortar and pestle for crushing and blending herbs for salad dressings, and for crushing garlic if you desire, is a gourmet classic.

The mincing bowl—a small wooden bowl and a curved blade with a handle—is an easy way to finely mince onion, celery, and parsley. There are also many other varieties of "mincers." Some are blade devices used on a chopping block. One is a self-contained jar with chopping blades. They call for varying degrees of dexterity and this should be your guide in choosing.

BASIC GADGETS

The grater comes in many shapes, forms, and types. It may be a simple hand grater, where you hold the food in one hand, the grater in the other. Or it may be a more sophisticated variety where the food is turned into a hopper, a handle turned, and uniform food pieces cranked out in the size you desire. A grater should produce at least three to four different-sized "gratings."

Keep a juicer on hand for fresh lemon juice for the greens, or lime or orange juice for a fruit salad.

Kitchen shears are handy for snipping parsley and mint, cutting lobster shells, and many other odd jobs.

GARNISHING GADGETS

These are the gadgets you can live without. Their choice is a personal matter. You may want one or two (for your own favorite garnishes), all of them, or none of them—if your artistry with a knife discounts their need. Here are just a few.

The most common include: the tomato slicer, egg slicer, apple cutter (cores and divides the apple into equal wedges), melon-ball scooper, radish-rose maker, and lemon-rind peeler. And for fancy molded salads, there are the aspic cutters.

MEASURERS AND MISCELLANY

Molded salads and dressings call for accurate measuring, so do keep on hand two liquid measuring cups (a 1-cup and a 2-cup size), one set of dry measuring cups, and two sets of measuring spoons.

Other necessities include a chopping board (for all the mincing, dicing, and cutting you're going to do with your French cook's knife).

A greens basket to rinse your salad greens, then spin away the extra drops of water.

A garlic press is an easy way to mince garlic for tangy Italian dressings.

For homemade dressing, a shaker container or (better yet) a blender.

A sieve to drain and save juices from frozen and canned fruits.

BOWLS AND MOLDS

The wooden bowl, rubbed with garlic and tenderly wiped with a damp cloth, is the classic service for the grand tossed salad. Now sharing the spotlight with the wooden bowl is the colorful plastic bowl, the clear glass that makes such a spectacular see-through service, and painted pottery. We like a variety to choose from. The plastics are inexpensive and gay; the glass can often double for punch; but if we had to choose only one the wooden is a must!

You'll need at least one platter for molded salads, and platters for arranged salads.

Ring molds are a classic standard all should have on hand. The 2¾-cup ring mold takes one package of gelatin (with room for ¾ cup "extras"). There are also sizes up to 3 quarts available. It's good to have the 3-cup and one of the larger sizes (about the size you'd usually serve for a party) on hand.

There are countless other specialty molds in different shapes, sizes, and forms. They make attractive salad offerings that are great make aheads for parties. Two or three different sizes are good to have on hand.

A final mold idea—a loaf pan for frozen summer salads.

We don't expect everybody to agree with our suggested salad-making inventory. You may have a few favorite gadgets we never mentioned. Or you may feel that a French knife and a chopping board are all the salad-making equipment you'll ever need. But for ourselves, these make up our ideal salad center.

Special Introductory Offer

Save on new Twin Star stainless cookware in your choice of white or black handles by Regal

Think of what you want most in cookware and then check the qualifications of this remarkable stainless. New white trim gives it a fresh, modern look. Heavyweight Twin Star has a core of heat-conducting carbon steel sandwiched between two layers of stainless for fast, even heating. We use this beautiful and durable cookware daily in our Betty Crocker kitchens. That's why I know you'll be pleased with Twin Star in your home.

Betty Crocker

You would expect to pay considerably more for cookware of this high quality in stores; for example, $10.95 for the 6-quart Dutch oven instead of our special introductory price of $7.00. Save even more when you order both the Dutch oven and 1-quart saucepan at the same time.

Start your Twin Star set now at this special price, and complete your set at big savings with Betty Crocker coupons. Set also includes 2-quart double boiler, 3-quart saucepan, 1½-quart utility pan, 9¼- and 10½-inch fry pans. All with covers! A catalog showing all pieces is sent with your order.

Betty Crocker coupons come with over 100 General Mills products: Gold Medal Flour, Bisquick, Betty Crocker Mixes, Big G Cereals, many more. If not entirely satisfied with your cookware, return it within 10 days. Your money will be refunded without question. Offer ends August 12, 1968.

GENERAL MILLS, Box 218
Minneapolis, Minn. 55460

I enclose $_____(check or money order) for (check one):
☐ 1-quart saucepan, $4.00 ☐ 6-quart Dutch oven, $7.00
☐ Both for $10.00

Check your choice of handles: ☐ white ☐ black

Name_____
(please print)
Address_____
City_____
State_____ Zip_____

To assure delivery, give your Zip Code. Only one order per family.
Offer limited to U.S. only; expires August 12, 1968.

LEARNING TO COOK

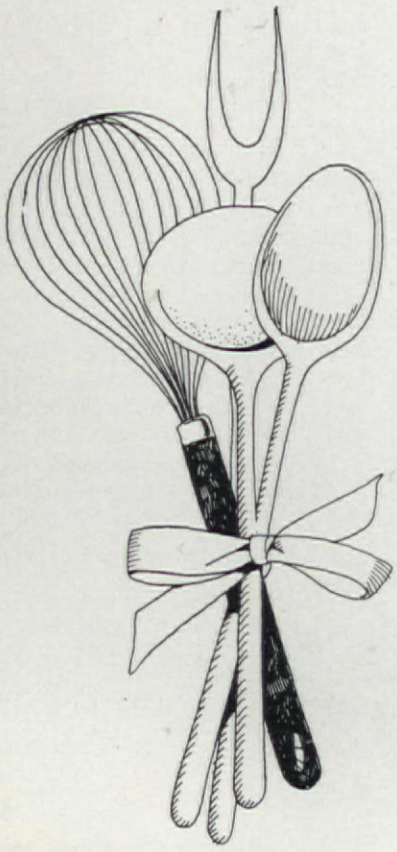

The tinkle of ice cubes, a frosty glass, and a refreshing drink can make even the hottest day in summer more bearable. But, for the most satisfaction and enjoyment, the beverage must be perfectly prepared. Whether you serve iced coffee or tea or lemonade, make it with care, then serve it with pride.

ICED COFFEE

You can make iced coffee one of three ways—with double-strength coffee, precooled coffee, or instant coffee. The things to remember are the same as for making hot coffee.

- Buy the right grind of coffee for your coffee maker; coarse or regular grind for perked, filtered, or steeped coffee; fine or drip grind for drip coffee makers and most vacuum pots.
- Start with a clean pot. Bitter oil can cling to the inside of a coffee pot or maker and can ruin your coffee. Don't just rinse the pot—scrub it with a brush, especially around spouts and tubes.
- Use cold water fresh from the tap.
- Measure coffee and water accurately and always the same way. How strong or weak you like your coffee is a matter of personal preference, but the Coffee Brewing Institute rec-

ommends you use 2 level tablespoons of coffee (standard coffee measure) for each 6 ounces of water.

Double-strength method

1. Brew coffee using half the amount of water to the usual amount of coffee.

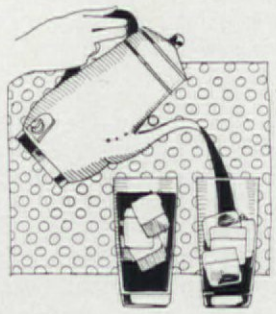

2. Pour hot coffee over ice cubes in tall glasses. The extra-strength coffee allows for the dilution from melting ice cubes. Serve immediately with sugar and cream.

Precooled method

1. Make regular-strength coffee as you usually do. Remove the grounds when the coffee has completed brewing.
2. Refrigerate coffee. Do not refrigerate it for more than 3 hours as it can lose some of its flavor.
3. Pour chilled coffee over ice cubes in tall glasses. Serve immediately with sugar and cream.

Instant iced coffee

The jar label will give you directions for making iced coffee by the glass or pitcherful.

You can have iced coffee any time if you keep a tray of coffee ice cubes on hand. Brew regular-strength coffee. Cool, then pour into ice-cube tray and freeze. When you want iced coffee, pour regular-strength hot coffee over the coffee ice cubes in tall glasses.

ICED TEA

It is easy to make perfect iced tea. The rules are simple:

1. Always use enough tea.
2. Use fresh, cold tap water. Water that has been reheated in a kettle will give tea a flat taste.



3. Brew tea 3 to 5 minutes and actually time it. It takes time for the leaves to unfold and release their flavor. Color is no indication of strength for some teas brew light, some dark.
4. Stir tea after brewing to be sure it is uniformly strong.
5. Do not put iced tea in the refrigerator. This will only cause it to cloud. The tea won't lose any of its fragrance or flavor when kept at room temperature. Just pour tea over ice in tall glasses as you need it. Sometimes on very hot days, tea may cloud even at room temperature. You can clear it and restore its amber-clear color by just adding a little boiling water.

By the pot

Make this just as you do hot tea only use half again as much tea. For example, if you are making tea for 4, use 6 tea bags or 6 teaspoons of loose tea. This will allow for the dilution of flavor that comes from the melting ice.

1. Preheat the teapot by rinsing it with boiling water. This will hold the water temperature at a high level while tea brews, and give you the best, most flavorful tea.
2. Bring fresh, cold tap water to a full rolling boil and pour it over the tea in the teapot.
3. Cover teapot and brew 3 to 5 minutes. Time it, don't guess.
4. Stir tea, strain, and pour over ice cubes in tall glasses.

By the pitcherful

For 2 quarts (about 10 servings):

1. Measure ⅓ cup loose tea or use 15 tea bags.
2. Bring 1 quart cold tap water to a full rolling boil in a saucepan.
3. Remove from heat. Add tea or tea bags immediately while water is still bubbling. Stir. Let brew, uncovered, 5 minutes.
4. While tea brews, pour 1 quart cold water into a pitcher.

5. Stir brewed tea. Strain into water in pitcher.
6. Pour into ice-filled glasses.

Instant iced tea

Iced tea is yours in seconds if you use instant tea. You don't even need to boil water—instant tea dissolves at once in cold tap water. Just follow the directions on the jar or use these general directions:

- For one serving use 1 rounded teaspoonful and 6 ounces of water for each glass of tea.
- For a pitcherful use about 2 tablespoons instant tea for each quart of cold water.
- For a crowd use 1 small jar of instant tea to 1½ to 2 gallons of water, depending on strength desired.

LEMONADE

2 cups water
⅔ cup sugar
⅔ cup lemon juice
Ice cubes

1. Put sugar and water in small saucepan.
2. Place over medium heat. Heat, stirring constantly until sugar is dissolved and mixture comes to boiling.
3. Boil syrup 5 minutes without stirring.
4. Remove from heat. Cool. Chill.
5. Combine chilled syrup and lemon juice. Stir well.
6. Pour over ice cubes in tall glasses.

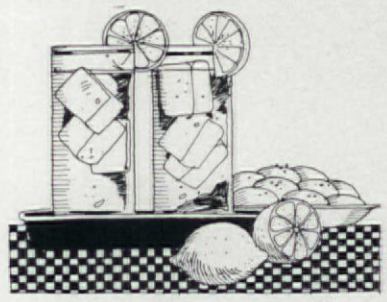

Lemonade in a jiffy

Just make up a can of frozen or canned lemonade or pink lemonade concentrate as the label directs. It's ready in seconds.

There's a revolutionary new Kitchen Art cooking at the Tappan Gas Gallery.

Suddenly, you're not just cooking. You're creating! Because your Tappan Gallery gas range gives you a whole new range of kitchen creativity. Every detail calculated to help you cook your best. Built-in warming shelf provides perfect keep-warm temperature. And only gas gives you Burner-with-a-Brain* for automatic flame control.

Char-Krome Hi-Broiler makes broiling a breeze. Roomy oven with a view. Easy cleanability. In cool, clear colorings (White, Copper, Avocado, Provincial*) that turn you on. Turn to your Tappan dealer or gas company. A Tappan Gallery will make your kitchen art the talk of the table. Gas makes the big difference. Costs less, too.

TAPPAN

AMERICAN GAS ASSOCIATION, INC.

*A.G.A. Mark.

YOU'LL FIND QUALITY IN OUR CORNER

NABISCO®

The real thing in a can.

New SNACK MATE
French Onion Cheese Spread.

We took some bright, mellow cheese. And the flavor of goldenbrown onions. And created a tangy tease of a cheese spread.

New SNACK MATE French Onion.

Then we put it in a can.

A can that lets you make fancy designs.

A can that needs no refrigeration. (Take it on a picnic—our cheese stays fresh.)

SNACK MATE Cheese Spreads. Made only by Nabisco. Of pure pasteurized processed cheeses—six delicious flavors in all.

If you think it's impossible to put real cheese taste in a can—try SNACK MATE.

We can.

© NABISCO 1968

COMPANY'S COMING TO DINNER

Here is a dinner menu for eight, suitable for almost any special occasion. It takes advantage of the peak season for asparagus and strawberries, and with so many do-aheads, and so little cooking involved in the preparation, it is an easy menu for the hostess.

Gazpacho is a refreshingly light appetizer that is a combination of soup and salad. There is no cooking involved and it may be prepared hours ahead of time or the day before the party. Prepare the strawberry soufflé early in the day and refrigerate until ready to serve. The veal may be marinated and dredged in flour, then placed on a wire rack and refrigerated until just before cooking. Asparagus may be cooked ahead, drained and placed in a pan with butter, to be heated before serving. Take advantage of a packaged rice pilaf for ease in preparation. About 15 minutes before serving time, sauté the veal and finish the sauce. Place it on a heated platter and set in a warm oven while you join your guests for the first course.

Gazpacho*
Veal with Almond Sauce*
Fresh Asparagus **Rice Pilaf**
Crusty Bread
Fresh Strawberry Soufflé*
Coffee

GAZPACHO

½ cup diced, pared cucumber
4 ripe tomatoes, peeled and finely chopped
⅓ cup finely chopped onion
1 clove of garlic, finely minced
½ cup finely chopped green pepper
¼ cup olive oil
¼ cup cider or wine vinegar
2 cups tomato juice
1 teaspoon salt
¼ teaspoon black pepper

Combine all ingredients in large mixing bowl. Cover. Chill at least 4 hours. Serve in chilled cups. Makes 8 servings.

VEAL WITH ALMOND SAUCE

16 thin slices veal for scaloppine
2 tablespoons lemon juice
3 tablespoons olive oil
Flour
6 tablespoons olive oil
1 clove of garlic, minced
½ cup toasted, slivered almonds
1 can (13¾ ounces) chicken broth
¼ cup sherry
Salt
Pepper

Trim any fat from meat. Place meat in a shallow dish such as a pie plate. Combine lemon juice and 3 tablespoons olive oil; pour over meat. Cover. Let stand 1 hour. Remove meat from marinade. Pat dry with paper towels. Dredge meat with flour; shake off excess. Heat two tablespoons of oil until very hot. Sauté veal, a few pieces at a time, until lightly browned on both sides. Use remaining oil as needed. Remove veal to heated serving platter. Sauté garlic and almonds in oil remaining in pan until garlic is lightly browned. Add broth and sherry. Bring to boiling; cook 10 minutes to reduce sauce. Season with salt and pepper. Pour sauce over veal slices. Makes 8 servings.

FRESH STRAWBERRY SOUFFLÉ

2 pints fresh strawberries, washed and hulled
2 envelopes unflavored gelatin
½ cup water
⅔ cup sugar
1 tablespoon lemon juice
4 egg whites
½ cup sugar
1 cup heavy cream

Fold long strip of wax paper in half lengthwise. Tie or tape securely around a 1-quart soufflé dish to form collar about 3 inches above rim of dish. Mash strawberries in electric blender or with a food mill until the consistency of puree. Pour into large mixing bowl. Combine gelatin, water, and ⅔ cup sugar in small saucepan. Cook over medium heat, stirring constantly, until gelatin is dissolved and mixture just comes to boiling. Remove from heat; cool slightly; add lemon juice. Add gelatin mixture to strawberries; chill until mixture is consistency of unbeaten egg white and mounds slightly when spooned. This may be done quickly by setting mixing bowl into larger bowl with ice. Beat egg whites until foamy; add ½ cup sugar slowly; continue to beat until meringue forms stiff, glossy peaks. Fold meringue into chilled strawberry-gelatin mixture. Whip cream; fold into strawberry-gelatin mixture. Pour into prepared soufflé dish (mixture should be about one inch above rim of dish); chill 3 to 4 hours or until set. Before serving, carefully peel off paper. This can be done before you serve dinner and the soufflé returned to the refrigerator until dessert time. Spoon soufflé into serving dishes or sherbets. Garnish with mint, if desired. Makes 8 servings.

Get four FREE.



If you buy four. Fair enough?

We're out to back our convictions about Lark's unique three-piece filter in a big way.

We're betting four packs will show you why Lark pays twice the cost of ordinary filters to give you activated charcoal granules. (U. S. Patent No. 3,251,365) They reduce substances in smoke other filters don't...give Lark a taste all its own.

Since its introduction, Lark has won more than a million loyal smokers. But we think there's another group of smokers who would enjoy what this charcoal-granule filter does if they would taste it.

Have we got a bet? You'll never get better odds. Just send us the bottom panels from four Lark packs and we'll send you four packs free. See special displays in stores everywhere. Offer expires July 31, 1968.

You ought to turn to charcoal.
You ought to turn to Lark.

DECORATING NEWSLETTER

SUMMER IS A PAPER SEASON

Very prophetic our page on paper furnishings—*American Home*, Summer '67. It was followed by an explosion of paper boutiques all over the country. Then came two museum exhibits, one at New York City's Museum of Contemporary Crafts (visitors, wearing paper slippers, slithered around on glass covering paper sculptures in the floor) and one at the John Michael Kohler Arts Center in Sheboygan, Wisconsin.

In February, along came Allied Chemical's paper spectacular held on the third floor of their Times Square, New York City, tower. Opening day, an elephant weighing in at a mere 1800 pounds lumbered over a paper bridge that spanned paper-lined pools to prove, of course, that paper's tough. For quick decorating changes, a paper-clad model switched an all-paper living room vignette from an afternoon setting (canasta with the girls) to evening (dinner for two). Especially creative, we thought, outdoor designs by C. William Moss, whose experimental work includes birdhouses, beach tent, (his Para-wing) sailboats, a pup tent. All this to remind you of paper's potential and increased availability as a decorating medium for your vacation house. It's cheap, it's throw away, it's fun, it's colorful. Have a happy paper summer.

PAPER-BAG PICTURES

Have you ever thought of using a paper shopping bag as a wall decoration? We have. You've seen paper bags used this way repeatedly in the decorating pages of *American Home*. Just stiffen with a piece of cardboard and hang, by the handles, from a tack or pushpin. Not those plain, brown bags from the supermarket, of course, but the bright ones, the op, pop, and what-have-you art ones sold in boutiques. Invest anywhere from 10 to 25 cents and you've got a smashing paper picture for a child's room, family room, porch, poolside cabana, or vacation home.

MORE THAN MERRY CHRISTMAS

You're probably familiar with those enchanting Christmas cards UNICEF (United Nations Children's Fund) uses so successfully each year as fund raisers. Now the Fund has announced a series of Fine Art Reproductions of works by eight artists, among them Charles Burchfield, U.S.A.; Raoul Dufy and Mané-Katz, France; and Jamina Roy, India. Most of these color prints that come in various sizes will cost $10 (some are less expensive and will cost only $5 apiece). Proceeds from the sale of prints will supplement Fund's child-assistance budgets.

COMING INTO THEIR OWN

And it's about time that name designers in home furnishings got some recognition. We're happy to hear that Macy's, New York City, will continue to feature and publicize a group of young designers. So is Kaufman's in Pittsburgh (among them Neal Small, Michael Lax). Name designers have always been an important guarantee of good design in fashion, why deprive home furnishings of this?

FUN AND GAMES AT HOME

Shades of the Victorian novel—the billiard room—where the gentlemen went to smoke their cigars. But billiard rooms are staging a comeback with as much status as ever. What with larger families and family rooms, and more emphasis being placed on leisure time, it's not surprising that billiard tables have become very much a part of the American family scene. According to the Brunswick Corporation, manufacturers of billiard tables, sales have increased over ten times in the last ten years, which obviously points the way to a growing trend. This ancient sport certainly adapts to modern living as it is an ideal way for youngsters or an entire family to play together on days when outdoor activity is not feasible. Worried about where to put a billiard table? We've seen them everywhere. In dining rooms, spare rooms in the attic, an extra large kitchen—people are finding the space if they want to. The smallest table is 3½ by 7 feet and requires a space of approximately 12 by 16 feet. Styles are now streamlined and quite varied in modern or traditional settings.

FUN WITH NUMBERS

Thick white towels, each monogrammed with an oversized number, seen recently at Abercrombie & Fitch, New York City. Take any number from one to ten and hang on to it, it's yours. A fun as well as practical idea for seaside life or perhaps for a large family sharing a single bathroom. Do it yourself by appliquéing numbers made of durable sail cloth in your favorite colors.

FABRICS WITH A FUTURE

Almost as disposable as paper are nonwoven fabrics. A nonwoven you already know is felt. Much less expensive and made from a wide variety of natural and man-made fibers, the new nonwovens combine some of the advantages of cloth (drapability, nonrustle) and paper (cheapness). Some are even washable. The Fiber Products Division of Kendall makes baby blankets, sheets, tablecloths, and many other products.

Vera D. Haber

Here's true New England flavor for your dining room

These delightful S. Bent reproductions come in Dupont's Dulux® marproof finishes, color-mated to match your furniture, or tastefully color-coordinated and decorated to accent every room.

For your free booklet showing our entire selection of dining and occasional chairs, write . . .

S. Bent & Bros.
S Bent & Bros. Inc.,
Gardner, Massachusetts 01440

PLANTS FOR YOUR WATER GARDEN

A water garden is a world of submerged roots and flagrant colors, shimmering surfaces, and quick golden fish. Lie on the grass near a pond on a summer day and watch the reeds bend with the wind. Listen to the splash of invisible creatures, the many voices of the water kingdom. At sunset, tropical water lilies open brilliant petals, spend their perfume in the night, and vanish with the dawn. Others love the light and flaunt their colors in the sun.

FOR THE POOLSIDE

Hardy plants that like to grow in the moist soil around the edges of a pool or pond are a complement to your aquatic plants, and provide a natural, attractive edging. Crested fern (Dryopteris cristata) grows to 30 inches tall and will provide a woodsy touch for a naturalistic planting. It should not have constantly wet soil. Horsetail plants (Equisetum hyemale) have bright green, hollow stems and are vigorous growers. They are evergreen and grow about four feet tall. If you have a large pond and want a very dramatic effect, plant the royal fern (Osmunda regalis). Its fronds grow up to six feet in length. Given full sun, it will grow in two or three inches of still water if the crown is well above the water line.

Water plantain (Alisma plantago-aquatica) is very easy to grow in a marshy situation but will spread quickly if you don't pick off the old flower heads. Flowers are white, on a branching stalk about three feet tall. Watercress will grow in still or gently flowing water, wet soil or sand. To root it, break off stems and set them in wet sand.

For color by the poolside, grow blue or yellow iris (Iris versicolor or I. pseudacorus). Jack-in-the-pulpit (Arisaema triphyllum), green or yellow, will grow in shade. Sweet flag (Acorus calamus) has a similar bloom —many tiny greenish flowers clustered on a thick stalk called a spadix. The leaves grow to about two feet in length. There is also a yellow striped form (A. variegatus). Turk's-cap lily (Lilium superbum) grows to about five feet tall and has nodding, red-orange flowers with dark markings. Plantain lily (Hosta plantaginea) is a shade lover that bears fragrant white blooms in May and June.

Two tender plants for the poolside are water canna and umbrella plant. The former (Thalia dealbata) is native from South Carolina to Florida. Flowers are violet, borne in spikes at the end of a hollow stem that may reach five feet in length. Water canna will grow in wet soil or shallow water. In the north you can try growing it in large pots. Winter it indoors.

Umbrella plant is known botanically as Cyperus alternifolius. It bears its green or brown flowers in an umbrellalike arrangement on the stem. It will grow to four feet tall. The roots require a great deal of moisture. Papyrus (C. papyrus) is a cousin of the umbrella plant, and can also be grown in large shallow pools. Stems grow six to eight feet tall.

AQUATIC PLANTS

Arrowhead (Sagittaria latifolia) is a familiar marsh or bog plant, with arrow-shaped leaves and white flowers. It grows to four feet tall and can be planted in shallow water. Sow seeds a quarter inch deep, in rich soil in boxes, which are then submerged. Or you can divide the tuberlike roots in early spring. Water hyacinths (Eichornia crassipes major) are very pretty, tender, floating plants. The violet flowers cluster on a spike that stands above the water. Another tender flowering aquatic is the water poppy, Hydrocleis nymphoides. Its flowers are yellow, and it has creeping stems that root in the mud at the bottom of the pool. Don't plant in water over two feet deep. Hydrocleis is also a rapid spreader.

The lotus (Nelumbo varieties) is probably one of the most exotic of all aquatics. There are tall and compact-growing varieties, hardy and tender sorts. They can be planted in tubs and sunk in a pool, enjoyed on the terrace, or grown directly in the mud of a pond. Set tubers in wooden tubs in a mixture of loam, charcoal, and fertilizer. They do best if the soil is 25 percent clay. After filling the tub, saturate the soil, cover the tuber to its crown, then add an inch of sand over the surface to prevent fish from stirring up the soil. When setting the tub in the pool, prop it up on bricks or stones so that the surface of the soil is covered by three or four inches of water. If your pool is deep enough so you can set the tubs below the ice line, lotus can winter outdoors in a drained and covered pool. If the pool is too shallow, however, bring the tubs into a cool cellar or garage. Keep the soil moist and don't let the tubers freeze.

There are two kinds of water lilies, hardy and tropical. The former die after the first frost, but come to life again in the spring. The tropicals have larger flowers and leaves, and a more exciting color range. If you live in a cold area, you can treat the tropicals as annuals and buy new ones every year, or carry them over the winter in a tub in a cool cellar, as with lotus.

The simplest and neatest way to handle water lilies is to plant them in large pots with at least one foot of rich soil around the roots, and sink them in a spot two feet deep, in full sun. Replant them every other year. If yours is a small, shallow pool, choose a miniature variety, such as "Margaret Mary," a small, blue, day-blooming tropical.

LOOK! New fence ideas from Anchor®...

MAIL THIS COUPON

Free, 12-page color booklet of new fence ideas from Anchor Fence, 6456 Eastern Ave., Baltimore, Md. 21224

Name_____

Address_____

City_____ State_____ Zip_____

Please list fence or fences which interest you most:

_____ Thank you.

(Mail coupon, or call Anchor Fence in your city.)

Protect children, pets and property

. . . with imagination. From a wide choice of Anchor Fence styles, you may choose the one that will set your yard apart. There's high style in Anchor's Privacy designs; bright color in Anchor-weave; quaint beauty in Picket, and security-plus in a variety of chain link . . . including new Permafused® forest green. Make your yard safer, more beautiful, more fun. Send for our free booklet.

Anchor chain link in Modernmesh® 1″ weave or standard 2″ weave . . . aluminum or galvanized steel. Made by the world's largest and oldest fence-makers for homes. Anchor Fences are installed by expert Anchor crews.

Board-on-Board Privacy fence. Its white or redwood color is baked on aluminum. Won't rust or chip.

Basketweave Privacy. An imaginative, colorful approach to privacy. All-aluminum, in redwood or white.

Picturesque Picket. White enamel baked on aluminum. Care-free beauty. Anchor makes wood fences, too.



Exclusive forest green Permafused® blends beautifully into landscaping. Vinyl-coating fused to steel core.

ANCHOR FENCE

COMMENDED by PARENTS' MAGAZINE AS ADVERTISED THEREIN

Protecting children, pets and property for over 75 years

Join the COOL GENERATION

The human body is an engine. It runs better air-cooled. That's why Carole Jo Hopkins joined

The Cool Generation. She talked Jim Hopkins into cool, clean, healthy whole-home air conditioning. It was easy and economical—installed and serviced by a reliable Day & Night Weather Doctor.

DAY & NIGHT
AIR CONDITIONING
La Puente, California · Collierville, Tennessee

AH-2

DAY & NIGHT MANUFACTURING COMPANY
855 Anaheim-Puente Rd., La Puente, Calif. 91747

Send me your free booklet that takes the mystery out of buying an air conditioning system. No obligation, of course.

Name_____
Address_____
City_____
State_____ Zip_____

HEATING · AIR CONDITIONING · WATER HEATING

By MARY M. CRIPPS

VENTILATE YOUR KITCHEN

If you are building a new home, planning to build one, or remodeling an existing home, ventilation is an important feature to be considered in the early stages of planning. If the ductwork is designed into the initial construction or remodeling project, it can generally be installed at low cost. But if ductwork must be added to an existing structure, it is more difficult and costly.

Proper ventilation in your home means more comfort in terms of fresher, cleaner air; dollar savings in cleaning expenses for walls and draperies; and easier housecleaning for you! The kitchen is one of the most important areas to ventilate, and for this reason, special ventilating systems have been developed for it.

DETERMINE THE CAPACITY

In ducted kitchen ventilation, a fan draws the air from the room and exhausts it to the outside. To get the most effective ventilation, you need a ventilator with adequate capacity.

Capacity is based on the size of the room. Ventilators are rated by cfm (cubic feet of air per minute a ventilator will move when in operation). If you have a 10 by 12 foot kitchen with an 8-foot ceiling, the room has 960 cubic feet of air. The air should be changed once every four minutes, so divide your cubic footage by four. A ventilator with a rating of 240 cfm should do a good job for this particular room under ideal conditions.

Once you've determined the base capacity, consider the type of cooking installation you have. Is it an island, peninsula, against the wall, or pass-through? The more exposed the installation is to air and drafts (such as an island), the greater the likelihood you will need a higher cfm rating to do an efficient job. The length of the ductwork and the number of bends or elbows as well as the extent of drafts in the kitchen also have a bearing on the power of the ventilator you choose. A built-in barbecue also adds to the power needed.

There are four basic types of ventilators: the propeller type—the regular blade-type fan is the simplest and least expensive; the centrifugal blower—very efficient, especially good when ductwork has turns and elbows; the mixed-flow impellers; and the axial flow-type fan. Your electrical contractor, armed with information about the setup of your kitchen and the ductwork, can help you select the right model.

RANGE HOODS AND HOOD/VENTILATORS

The ventilator may be built into a wall or ceiling or be combined with a range hood. The range hood traps and holds the smoke, grease, and fumes where they start, preventing them from drifting through the house. The hood should cover the entire cooking area, and be no more than 30 inches above the cook top.

There are a variety of hood and blower combinations to select from. A new type has the blower mounted outside the house and connected to the hood above the range. Another has the blower as an integral part of the hood. Some allow the blower to be mounted in a cabinet over the hood and range. A fourth combination installs the blower in the wall behind the range with the hood attached to the cabinet over the range. They vary in efficiency, noise level, and cost. Choose the most efficient model to fit your kitchen and budget.

QUIET VENTILATION

Noises related to ventilation have many sources. They may come from the equipment itself, be caused by poor installation, a result of the loosening of the parts from vibration, or just the volume of air being moved. The noise rating of fans is called the sone level and many manufacturers, in addition to reducing the sone level of their ventilators, are also providing sone ratings to inform the architect or builder of the amount of noise to be expected.

Some of the recent improvements in noise rating include the use of special vibration-damping motor mounts; nonmetallic hinges and low-speed blowers (good for small room ventilation). Also the previously mentioned hood/blower combination which has a remote control blower (located outside the house) completely eliminates blower noise from the kitchen.

NONDUCTED VENTILATORS

If you are renting an apartment or home or don't care to go to the expense of installing ductwork, your best kitchen ventilation might be the more limited nonducted ventilating hood. This hood is installed over the range. It has a blower which channels the hot air, smoke, moisture, and fumes through a charcoal filter, which cleans the air and returns it to the room. As dirt builds up on the filter, it becomes less effective and must be cleaned. Although this does a fairly good job of cleaning the air, it does not remove the heat from cooking as the ducted ventilator does.

THREE RULES

1. Select quiet, adequate equipment. Know the needs of your room and buy the proper-size ventilator. Ask for a demonstration so you can judge the noise level.
2. Follow the manufacturer's instructions for installing and operation.
3. Turn the ventilator on five minutes before you actually begin to cook to prevent accumulation of smoke or moisture-laden air.

KITCHEN SPLURGES THAT MAKE SENSE

There's an old adage that recommends a new hat as a sure cure for the blues. Why a hat? Wouldn't a gadget you really don't need, but would have fun using, work just as well? Or an extravagant new appliance that you've been dying to have, but have been too budget conscious to buy? We think so. In fact, we believe occasional kitchen splurges are a good idea even if you haven't got the blues. Here are some ideas to get you started.

- Buy yourself a coffee grinder and a filter-type coffee maker, then enjoy the freshest flavor you could imagine in your coffee cup.
- Buy a new cookbook, one with ethnic gourmet recipes that use unusual flavorings and aren't at all simple and convenient to prepare. Select three recipes, buy the ingredients, and plan some experimental cooking sessions for yourself.
- Get two dozen eggs, a good omelet pan, and a reliable recipe. Then take an afternoon off to teach yourself how to perfect an omelet.
- Buy some perforated hardboard and talk your husband into attaching it to your kitchen wall for you. Round up your favorite gadgets, saucepans, and utensils to hang on it. Gives your kitchen a great gourmet look, but the best part is when you find out how much easier cooking and cleanup become!
- Try just one of the turntable cabinet organizers and see if they work as well as they're supposed to.
- Buy the wildest dish towels and aprons you can find and hang them on a hook right next to your sink (when you're not wearing or using them, of course).
- While you're at it, go whole hog and try some of the new at-home fashions—crazy culottes, terry shifts, or paper dresses. They're amazingly practical and just about the easiest-wearing fashions we've found.
- Find a wallpaper or self-adhesive plastic pattern that really sends you. Buy it and use it to paper your kitchen ceiling. Use the scraps to cover canisters, shelf fronts, or any dull accessory that could use some life.
- Investigate the luxury of a cushioned-vinyl kitchen flooring—or even kitchen carpeting.
- Take yourself to a gourmet gadget store. Pick out five of the most intriguing gadgets, find out how they're used, and buy them. Then plan each of your next five meals around a different gadget.
- Go to the library and investigate books and articles on wine. If you find a book you particularly like, go ahead and buy it. Learn about wines slowly, reading and then trying different varieties—you'll be a connoisseur in no time—and find that selecting the wine for a dinner party is as much fun as planning the menu.
- Check out the prices of the compact refrigerators that would make life so much easier for you by taking drink and snack fixing out of the confines of dinner preparation. If all you can afford is one of the basic whites that looks too kitcheny for the den or family room, buy it anyway. You can always paint it, cover it, or decorate it with pop art.
- Buy a succulent, expensive roast and serve it to the family with all the trimmings. Who said we should only splurge for company?
- Start a kitchen herb garden. Check the yellow pages of your phone book to find a greenhouse that sells potted herbs. When you buy them, find out the best way to care for them (you might even buy a gardening book for help). Take them home, nurture them, and learn the joys of fresh herb cooking.

Never cooked a lobster . . . not sure how to tackle artichokes . . . wonder about the merits of a blender . . . dream about the joys of a dishwasher? Do something about it now—it makes sense.

BLUEGRASS, one of four distinctive patterns in the new Filon Carousel series. Pattern design and patio by Lloyd Faulkner, A.I.D.

Now! Add the elegance of color and pattern to outdoor living with new translucent *Filon-Stripes*

Filon-Stripes are brand new . . . and so is the elegance they bring to outdoor living. The rich, crisp, decorative colors were stolen right from nature for a perfect fit with your landscaping. The Bluegrass pattern is shown; others are Autumn Leaf, Red Oak and Driftwood.

But color is only part of the decorative elegance of Filon-Stripes. The strong fiberglass panels capture and transmit soft, diffused light which banishes patio darkness. And there you have it—pleasant light-filled living with lasting year-around color, year after year. The cost? It's low.

Beginning to see an idea for your outdoor living? There are a good many more ideas, including carports, fences, pavilions, storage shelters and screens, in our free *Patio Planning Kit*. The kit is an idea-starter complete with Decorator Guide, Color Selector, Building Plans and Materials List.

Filon-Stripes and the free Patio Planning Kit are available right now at leading building supply dealers. Or use this coupon.

FILON

DIVISION OF VISTRON CORPORATION

Dept. B-6, 12333 S. Van Ness Ave., Hawthorne, California 90250

Please send me your free Patio Planning Kit with pictures and plans of new Filon-Stripes.

Name _____

Address _____

City _____ State _____ Zip _____

Now that your teenager has pimples, good old soap and water just aren't good enough.

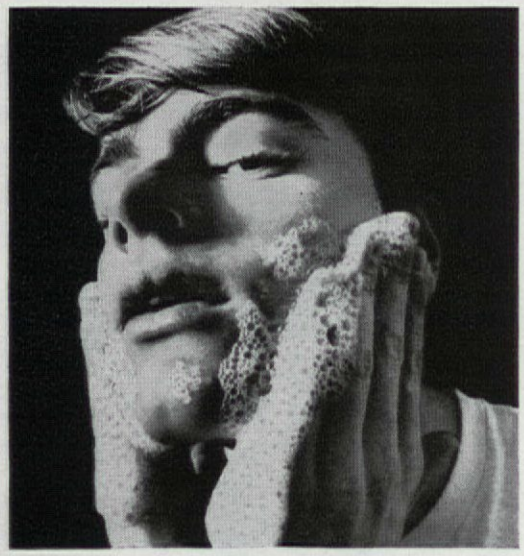

He also needs Stri-dex® Medicated Pads. Stri-dex Medicated Pads begin where soap and water leave off.

They're like little disposable washcloths soaked in medicine. They deep clean the dirt and oil that soap and water leave behind. So, they help control acne pimples.

And the invisible medication in Stri-dex stays on and continues to work all day. So, it also helps prevent new pimples from forming.

Stri-dex can help you make your child's complexion look better. And he'll feel better looking.

There are enough problems in growing up. Pimples doesn't have to be one of them.

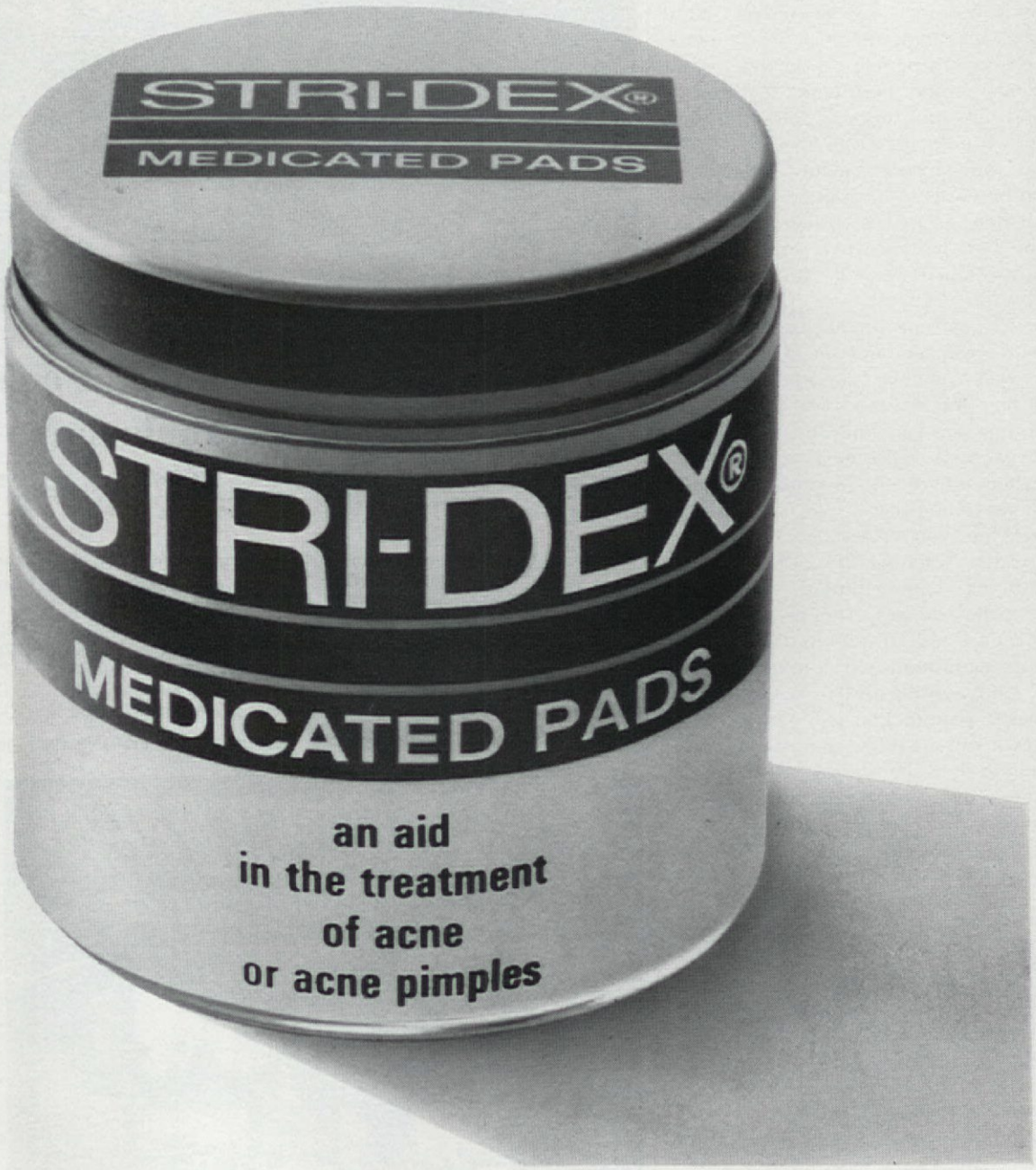

©1968 LEHN & FINK PRODUCTS

WATER—SOFT AS RAIN

The rain barrel was once a familiar sight and great-grandmother relied on it for cooking, washing—and bathing in the big iron tub in the kitchen. She probably didn't consider herself lucky to be using naturally soft rain water—but we do. Today we know that soft water makes dishes, glassware, and flatware so clean they sparkle; that vegetables look and taste better when cooked in it; that the flavor and appearance of coffee, tea, juices, and cocktails are enhanced by it. The plumbing system operates better and is easier to maintain. The laundry is cleaner, softer, longer wearing, and colors stay brighter. And soft water is kinder to people—it keeps them looking their best.

HARD-WATER RESIDUES

Eighty-five percent of the United States and Canada is designated a hard-water area, and if you haven't investigated the equipment available today that will soften your water you should—the benefits are worth it. For example, beauty salons report that softened water makes a notable difference not only in hair coloring and permanents but in standard shampoo-and-set results. Hard water can cause insoluble calcium and magnesium deposits that cling to the hair as a film even after prolonged rinsing. The calcium roughens hair and can cause breakage.

Just as with hair, it is impossible to rinse completely when hard water is used for washing and bathing. Hard water combines with soap to form a residue that coats the skin with an invisible film that can't be rinsed or toweled away—even though it looks and feels completely clean. This is the same residue that forms the ugly bathtub ring we are all so familiar with. The minerals present in hard water also can cause yellow or blue stains in sinks and tubs.

When softened water is used, much less soap is needed and all of it can be rinsed away. Since there is no residue the skin is silky and protected by its natural oils, instead of harsh and dry. And of course baby's tender skin benefits too.

For Your Peace of Mind...

birth control

without side effects—

millions rely on Emko Foam.

Tests conducted at a leading

University School of Medicine

showed Emko highly effective;

no side effects encountered.

emko®

At drug stores everywhere;

no prescription needed. Emko Foam

is the vaginal birth control

product most women use.

THE EMKO COMPANY
SAINT LOUIS

SOFT-WATER EQUIPMENT

Many people are not aware that they can have a free analysis made to determine how hard their water is by contacting a water equipment dealer listed in the Yellow Pages. At the same time they can find out what water-softening equipment is available.

Automatic water-treating equipment includes compact, new units that not only filter and soften your water but remove staining iron, eliminate unfragrant sulfur, and neutralize corrosive acidity. These units may be acquired by purchase or rental. Or you can apply for service. With a service plan you make a monthly payment for softened water and the service company does the rest. Whether you purchase, rent, or buy the service of soft water will depend on the expected permanency of your present address and whether you rent or own your home. Whichever way you choose, the benefits of softened water in your home will more then offset any extra expense you may incur.

HERE'S HOW TO REWEB AND TIE SPRINGS OF A CHAIR

You can take the sag out of that seat by following these illustrated step-by-step directions.

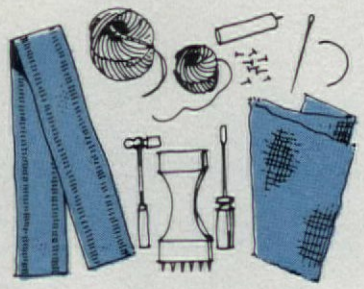

1
Materials: webbing, spring and flax twines, candle, 3-ounce tacks, curved upholstery needle, large straight needle, hammer, webbing stretchers, screwdriver, yard of burlap.

2
Remove old webbing by placing screwdriver under tack head. Pry up with hammer. Remove burlap. Untie and remove springs.



3
Tack one strip of webbing from center back to center front. Double end for extra strength and use 5 tacks for firm hold. Insert stretcher teeth into loose end and pull toward front using handle for leverage against chair frame. While stretcher holds webbing taut, secure with 3 tacks. Cut off excess allowing 1 inch to fold over. Secure with tacks. Continue adding webbing strips, spacing evenly.

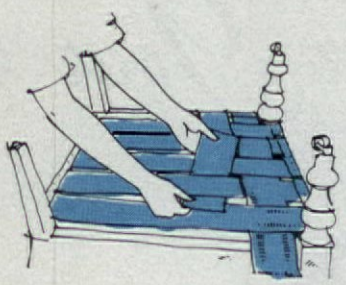

4
Tack strips on one side—weave through front-to-back strips, tack securely on other side. Always double webbing for tacked ends.

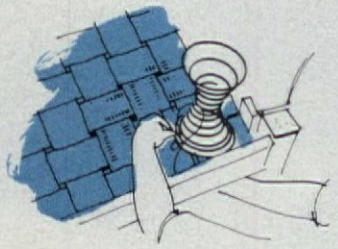

5
Turn chair upright. Place one spring at front corner. Stitch to webbing with straight needle. Use flax twine that was rubbed over candle, making it easier to handle and to prevent knotting.

6
Space remaining springs evenly working from front corners. If springs are of varied sizes, place highest in center, lower ones at sides.



7
To tie springs, place two tacks at center top of back-seat frame. Fold in half about 6 feet of spring twine. Fasten folded end around tacks as shown.

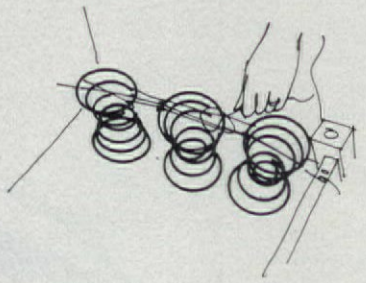

8
Slip one half of folded twine up through center spring at back of chair, twist over to next spring toward front of chair. Study this step carefully. Continue to next spring. Fasten end of twine at front with a tack. Cut off surplus twine. Stretch other half of twine from center back of chair over top of spring, knot; stretch to second spring, knot; do same for third spring, tie; knot. Fasten end with tack.

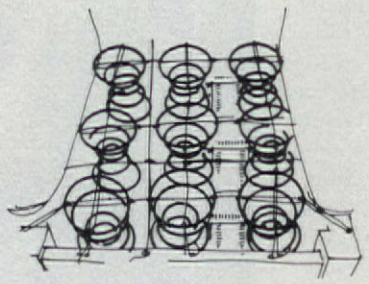

9
Continue tying springs front-to-back then tie springs side to side.

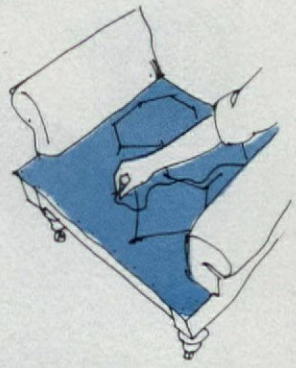

10
Cover top of springs with burlap pulled taut. Cut and fold edges on all sides, tack to chair frame. Stitch springs to burlap with upholstery needle and waxed flax twine. Catch each spring at two opposite points to hold in even position. Run twine from spring to spring on top of burlap. Tack muslin over bottom of chair for dustproofing.

DECORATING CLINIC

We welcome your questions about decorating and will answer them here as space permits.

Question: *How do you decorate a tiny dining room (10 by 12 feet) to provide seating for six and some storage space? The kitchen door is centered on a 10-foot wall and there is one unbroken 12-foot wall.*

The room is empty except for blue wall-to-wall carpeting and we would like to use reproductions of English furniture.

Answer: The secret to decorating any small space is a subtle color scheme, small-scale pattern, light-looking furniture, and glass and mirror wherever possible.

With this in mind, wallpaper in a simple blue-and-white pattern. Use an oval-shape dining table (approximately 30 by 54 inches) to provide seating for six. Since you are fond of English styles, add Queen Anne chairs, inexpensive ones, painted soft blue, and preferably without arms so they will take up less space. Only four should be placed around the table when it is not in use—the other two lined up against a wall.

For storage, make use of the space around the kitchen door. Have cupboards built floor to ceiling, painted to blend with the carpet. If budget permits, mirror the one unbroken wall for added dimension.

Question: *Since an area rug can be used on top of carpeting would it be all right to use a runner over a carpeted stairway? I'd like to use one to hide the worn spots in our stair carpet.*

Answer: Yes, you can use a stair runner and it could look very handsome. Narrow Oriental runners in soft colors that relate to your carpeting, or a contrasting solid color running up the center of the stairway, would be most attractive. We have also seen needlepoint or very densely woven materials in a tiny geometric pattern used for this purpose.

A good-looking and practical method of securing the runner is to anchor it at each step with a metal rod. When it's time to send the runner to the cleaners it can be removed with a minimum of trouble.

Question: *The only wall in our living room long enough for our sofa has the thermostat right in the middle of it. How can we hide it or at least make it less obvious, without interfering with its proper function? It should also be easy to reach.*

Answer: You can't very well cover it up since air must circulate around a thermostat for it to register properly and it also must be easy to read and adjust. The best way to camouflage it would be to build a bookcase above your sofa, covering the whole wall.

Leaving the area immediately around the thermostat open, fill the shelves with interesting arrangements of books, pictures, and objects. The thermostat will hardly be noticeable.

Question: *We are redecorating our little girl's room and wondered if a window shade could look young and feminine. Her furniture is dark oak. Would an organdy fabric in a yellow-and-white pattern go with it?*

Answer: A window shade can indeed be feminine—especially if you laminate a young and dashing print fabric to one of the new iron-on shade backings now available. Or buy a shade with a curving, shaped valance and hem. Finish it off with a fluffy wool tassel for a pull.

If you do decide to laminate a fabric to a shade you will need something heavier than organdy. In any case, organdy wouldn't be right with oak furniture. A printed toile or flowery English chintz in yellow and white would be much more in keeping and would work well for the shade.

Question: *I am stuck with two round end tables, a 48-inch hutch, and a bar-server—all in maple. I would love to have a more formal living room but I don't know how to work it around these maple pieces.*

Answer: While maple doesn't lend itself to a formal setting in terms of sleek fabrics, crystal, and bronze, you can have what might be termed an informal formal look.

Create a color scheme that will blend with the maple wood. We suggest deep apricot contrasted with creamy white and accented with dark blue. Carpet and upholstery fabric on a simple Lawson sofa should be in apricot. A pair of chairs could be covered in a heavy striped cotton or linen in shades of bone, apricot, and deep beige. Hide your maple end tables with skirts to the floor in off-white linen. At the windows we suggest pinch-pleated draperies of linen casement cloth.

Accent with deep blue—an occasional chair, throw pillows, and perhaps a few pieces of Delft reproduction or a ginger-jar lamp with a blue base.

Question: *We recently moved into an old house where all the rooms are spacious but the walls and ceilings are in poor condition. For example, the living room is 19 by 24 feet but the 8-foot ceiling appears very low. We had thought of using acoustic tile, if it won't make the ceiling look even lower. We plan to panel the walls.*

I would appreciate your advice about using these materials and any suggestions for creating the illusion of height.

Answer: Acoustic tile and paneling are very good solutions. Ceiling tiles should be white with as little textural pattern as possible. A handsome effect is achieved when you run the texture all one way. However, you will find this takes extra tiles and is more costly.

Select paneling in a pale color so walls and ceiling will blend, with as little contrast as possible.

Draperies starting at the ceiling rather than just above the windows, and one tall wood cabinet will contribute to the illusion of height.

Question: *I am planning a formal living room. Would it be appropriate to use a crystal chandelier to create a feeling of elegance?*

Answer: We're afraid it's not except when rooms are oversize and have very high ceilings.

THOSE HORRID
AGE SPOTS*

FADE THEM OUT

*Weathered brown spots on the surface of your hands and face tell the world you're getting old—perhaps before you really are. Fade them away with new ESOTERICA, that medicated cream that breaks up masses of pigment on the skin, helps make hands look white and young again. Not a cover-up. Acts in the skin—not on it. Equally effective on the face, neck and arms. Fragrant, greaseless base for softening, lubricating skin as it clears up those blemishes. Distributed by the trustworthy 54-year-old Mitchum laboratory. ESOTERICA—at leading toiletry and drug counters. $2.

Now Possible To Shrink Hemorrhoids

And Promptly Stop Itching, Relieve Pain In Most Cases.

Science has found a medication with the ability, in most cases—to stop burning itch, relieve pain and actually shrink hemorrhoids.

In case after case doctors proved, while gently relieving pain and itching, actual reduction (shrinkage) took place.

The answer is *Preparation H*®—there is no other formula like it for hemorrhoids. Preparation H also soothes inflamed, irritated tissues and helps prevent further infection. In ointment or suppository form.

THINK GREEN! THINK CHAMPION SPRINKLERS!

To keep your lawn and garden **GREEN** throughout the year, install Champion Sprinkler Systems. Designed for those who would rather **play** than sprinkle! ▪ **FREE** Guide to installing your own sprinkler system sent on request.
You can't beat a champion.
CHAMPION BRASS MANUFACTURING COMPANY
1460 Naud St., Dept. A-6, Los Angeles, Calif. 90012

BASEMENT DRAINAGE PROBLEMS?
CALL YOUR LOCAL
ROTO-ROOTER
SEWER SERVICE
FOR ANY DRAINAGE FAILURE

OPPORTUNITY

IF YOU want extra money, and have spare time to put to use, this is for you! You can spend your spare time taking orders for magazine subscriptions—and earning generous commissions.

Just send us your name and address on a postal. In return, we will send you our offer with starting supplies. From then on, YOU are the boss. Subscription work of this kind can be carried on right from your own home. As an independent representative, you may work whenever it is most convenient for you.

Write that postal today. Information and supplies are sent at no obligation to you.

MOORE-COTTRELL SUBSCRIPTION AGENCIES, INC.
Dept. 703, North Cohocton, New York 14868

BASEMENT TOILET
FLUSHES ***UP***
to sewer or septic tank
no digging up floors.

WRITE , . . McPHERSON, INC.
BOX 15133 TAMPA, FLA. 33614

NEWS AND NOTES

Watch out! We are after the plumbers, electrical contractors, some appliance servicemen, certain kitchen contractors, wallpaper hangers, painters, floor refinishers, and other various and sundry household servicemen. We think

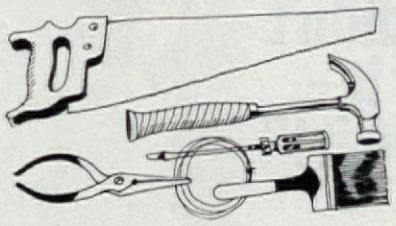

of ourselves as young enough to be "with it"—but old enough to remember when tradesmen took pride in their work. They did their jobs well, told you how much it was going to cost, and when the job was finished the price was still the same. They knew how to solve the problem before they began the job instead of after it was completed. They watched for on-the-job goofs that could be corrected before the job was completed, rather than doing it over and at the expense of the home owner. They kept appointments and cleaned up after themselves and at least brought drop cloths (we don't even mind plastic ones) to protect valuable—and even not so valuable—possessions from dust and scrapings. Has pride in one's work all but disappeared?

Lately, we've noticed a number of marble slabs in kitchens we've

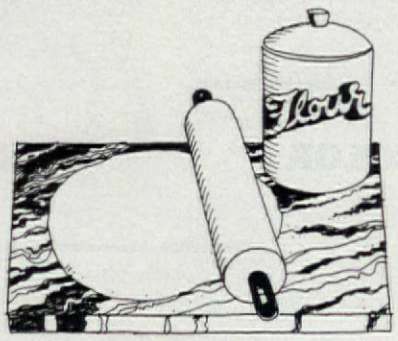

scouted. Glad to see some gourmets still using this very cool surface for sweets and pastries. Some have asked us how to care for it. Best advice—wash with hot sudsy water, rinse, and dry well. Acid foods such as lemon and vinegar tend to etch and mar the surface, so wipe up immediately.

Anything that might make housekeeping a little easier is right up our alley. Along that line we're happy to note these new products.

• Spray Jubilee from the Johnson Wax Company is an old favorite kitchen cleaning wax now updated in an aerosol container.

• Universal by General Electric has a new chrome-plated portable mixer that comes with two sets of beaters—no more stopping to clean beaters while you're cooking.

• Rival has a new can opener with a good idea called Click 'n' Clean action. You just press a top button and the whole cutting assembly can be quickly removed for easy, thorough cleaning.

• Durable press that is finished with the new Scotchgard Fabric Protector has a soil release quality that helps it resist stains, also releases them more easily in your washer. (We've tried these in our Test Kitchens and like the results.)

• Disposable window cleaners and dusters, called Kleen-Ups from Kimberly-Clark, are specially treated paper products. They can simplify your dusting and window-cleaning jobs, with the luxury of just throwing them away when you're finished. Both come 10 to a package, about 59c a package.

A recent reader letter we received led us to wonder how many of you are aware of the new trend in gas ranges to include a separate, waist-high broiler in the oven proper. These new broilers are usually the infrared types that broil fast and evenly. We like the idea of no more stooping or even kneeling on the floor to retrieve broiled foods. Of course, the broiler in the oven will tend to make it get dirtier faster. But with the advent of self-cleaning gas ovens, this should prove no problem. Another gas self-cleaner is soon to appear from Caloric Corp.

With the barbecue season about to come into full swing, Wish-Bone Hickory Bits Dressing will be of interest to those who like a smoked zest to tossed salads. Other new foods to note: Betty Crocker's four new main-dish products, Noodles Stroganoff, Noodles Cantong, Rice Keriyaki, and Macaroni Monte Bello. (All you need is fresh ground beef—or sausage, tuna, chicken, or whatever else you may desire.) Also from Betty Crocker, in the vegetable line, Potato Buds with Minced Onion. General Foods tells us about three new Minute Rice Mixes—Rib Roast Rice Mix, Drumstick Rice Mix, and Spanish Rice Mix.

Cheese lovers will be interested in a luncheon we attended recently at New York's famed Plaza Hotel. It was given by the Purity Cheese Company heralding some new cheese and cheese products: Smoked Edam, Caraway Gouda, Creamed Chalet Swiss Gruyère, Smoked Kettle, Swiss Kettle, Gerard Camembert, and a yummy Chocolate Cheese candy. What impressed us most was the des-

sert—fresh fruit and cheese. We love that custom and hope it continues to grow in popularity.

We like the new idea from Lysol. It's a two-ounce purse and travel container of Lysol Brand Spray Disinfectant. People who are just as meticulous when traveling as they are at home will find it great for freshening up hotel and motel rooms, public telephones, public areas. Sells for just under 50c.

We think the new combinations for broiled hamburgers on page 76 are uniquely good. And they remind us of the tips to keep in mind when shopping for hamburger meat—it should not be too lean for it will lack flavor and cook dry. On the other hand,

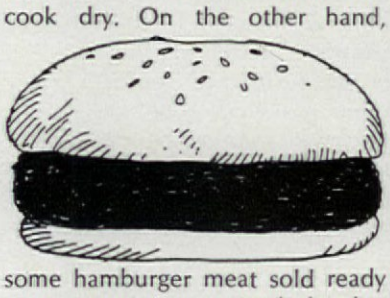

some hamburger meat sold ready ground contains so much fat that it shrinks too much. A good piece of lean chuck, ground to order, seems to contain just enough fat. Or grind your own. Use a grinder attachment for your mixer, or invest in an electric meat grinder. It will soon pay for itself in pleasure and in dollars.

Virginia T. Habel

When I look at this picture, I can see now why my young'uns didn't want me to come to school. There was just too much of me at 196 pounds.

Would you believe this is me? Well it is, on a trip to Chicago. Just goes to show what losing weight can do for a person.

My children were ashamed of me, until I lost 78 pounds.

By Darlene Globe—as told to Ruth L. McCarthy

I have five daughters. Ages four, six, seven, eight and nine. With that many young'uns that close together, it was easy to get to 196 pounds by the time I was 27 years old. What was hard for me was that my older girls were ashamed of their mamma. They didn't want me to go to school with them. I was just too gosh-awful fat.

I used to think it was heredity. But now I know better. It was what I ate. Plenty of beans, meat, potatoes and dumplings. And lots of bread and bacon grease. Why, I could eat a whole loaf of bread just by myself, if it had enough drippings.

Then, too, there was my night eating. You see, we live on three and a half acres of land in Cookeville, Tennessee. And although my husband, Ray, is a carpenter by trade, sometimes he'd help his parents on their farm. It's seventy-five acres big and it takes a lot of tending. So if I was waiting for him in the evening, I'd just watch television and eat. Hamburgers. Cake. Ice Cream. Anything. I took in much more food than I needed, even though I got my share of exercise. I can't tell you how many times I've "run cattle." City folks maybe wouldn't know what that means. But when one of the cattle would break out of the fence, I'd have to run a country mile to get her. Then she'd hide on me. And I wasn't always in the mood for a game of hide 'n' seek, let me tell you.

Unfortunately, it didn't run off any of my weight. I remember once my husband and I went to a drive-in. As I walked up to the stand, some fresh boys yelled, "Hello, elephant!" I wanted to die. I never told Ray because I had the feeling he was getting ashamed of me, too. He didn't want to take me anyplace anymore. And if he did, he most times didn't want me to get out of the car.

Why, when I think back now, my stomach was almost longer than my legs. That's a fact. When I'd get into the car, I'd have to push the seat so far back, my feet would hardly touch the pedals. And when I sat at my sewing machine, I couldn't work it with my knee. I had to put the pedal on the floor, I was that big around the middle.

I can tell you I was pretty discouraged. And it wasn't like I hadn't ever tried reducing, either. I think I've sent for every diet gimmick ever offered. Besides which I tried a slimming chewing gum. And living on liquids. And then diet pills which my own doctor gave me. You're not going to believe this, but I gained weight on those pills. Honest, I did. Why, if the cost of them hadn't stopped me, I'd have been a king-size blimp by now.

I even had shots to lose weight. But when I discovered I was pregnant, I stopped. So up the scales I went again. I didn't think anything could ever help me.

But I was wrong. There was something. And it really worked for me. It was a reducing-plan candy with vitamins and minerals, called Ayds. I read about it in a magazine. There was this picture of a lady who'd lost—oh, I don't know how many pounds—with the help of Ayds. I thought, why not me. I'd tried everything else. So I drove to the drugstore and picked up a box. The chocolate fudge-type. I happen to have dentures, so I didn't want the vanilla-caramel kind. They're too chewy for me. But later, when Ayds came out with a new chocolate mint flavor, which also had a fudgy texture, I got that one.

It was close to New Year's when I started. Ray really wanted me to lose, so he made me a resolution. "I'll give you a dollar," he said, "for every pound you take off." I guess he never thought I could do it. But I did.

Once I found out that the Ayds Plan could help me control my appetite, I knew I was going to get the fat off. Now, mind—Ayds contains no harmful drugs. None. I found that by taking one or two before meals like the directions say, I wanted less to eat. Used to be that I'd have a full-size plate of food and I'd come back as many as three times. But with Ayds, I started eating off a little plate—like a saucer. And even though I might come back for seconds, I was still eating half of what I did before.

As the pounds began to come off, I started rolling on my hips—fifteen minutes every night. And I wore a chin strap to bed. My triple chin was beginning to sag into one, so I thought it could do with a little support.

Finally, I lost down to 118 pounds. Seventy-eight dollars worth of weight. I know it's going to take some doing to collect from my husband. But the compliments I've had since have been worth a million times that.

Now, Ray wants me to go everywhere with him. And nowhere without him. Unless it's to school with the kids. Where they used to be ashamed of me, now they want me there for all the doings.

My baby keeps saying: "Mamma, you're beautiful." While my oldest girl keeps measuring me with hugs. "Oh, you're so skinny," she says, as she opens her arms wide and wraps them around my middle. Something she was never able to do, before I took Ayds.

BEFORE AND AFTER MEASUREMENTS

Before		After
5′3½″	Height	5′3½″
196 lbs.	Weight	118 lbs.
42″	Bust	36″
38″	Waist	24″
46″	Hips	36″
24½	Dress Size	10

EARLY AMERICAN
LADDER BACK CHAIR

AN OLD TIME VALUE $9.95

FULLY ASSEMBLED
Height 42", Seat 17½" w., 14" d. x 17½" h.
Direct from workshop to you.
An incredible price for a ladder back chair which features such hand workmanship, such built-in value, such a beautiful hand-woven fibre rush seat. Handmade of solid native hardwood for generations of use . . . lowest-priced chair with this desirable seat.
Unfinished, ready to paint, stain, wax or oil . . . **$9.95**
Natural Finish (blonde) . . . **$10.95**
Maple, Walnut, Pine or Black Lacquer finish . . . **$13.95**
Antiqued Finish: Moss Green, Venetian Red . . . **$14.95**
Minimum order TWO. 10% discount on six.
For matching Arm Chair, add $3.00 to above prices.
Prompt shipment. Express charges collect. Send check or money order. Satisfaction guaranteed.
Jeff Elliot Craftsmen
Dept. A-68, Statesville, North Carolina 28677

Magazine Table
FINISHED OR IN KIT
HOLDS OVER 100 MAGAZINES
Here is a truly remarkable new end table. Holds over 100 magazines flat, wrinkle free, and readable—no more bent or crushed issues! If you want to be extra neat, each magazine can have its own shelf. Hand crafted of rich grained pine. 23"H. 16"W. 21"D. In satin polished honey tone or maple, antique pine or walnut finish. **$19.95** Exp. Chgs. Col. COMPLETE KIT: Ready to assemble and finish. Simple instructions. **$14.50** Ppd. Add $1 ea. West of Miss.
BEAUTIFUL NEW FREE CATALOG—700 PIECES
Finished and Kit Furniture in Friendly Pine
Include Zip No. Money-Back Guarantee
YIELD HOUSE
Dept. AH6-8, North Conway, N. H. 03860

BEAUTIFUL WILDFLOWERS in cross-stitch. Complete sampler kit includes stamped natural Belgian linen, vibrant colored wool, and clear instructions.
No. 2 Violet Kit (shown) **$1.25**
No. 3 Wild Strawberry Kit **$1.25**
No. 4 Thistle Kit **$1.25**
No. 5 Wild Rose Kit **$1.25**
No. 6 Forget-me-not Kit **$1.25**
No. 7 Dandelion Kit **$1.25**
No. 664 Frame, 7" x 8", mahogany finish **$1.25**
No. 665 Frame, 7" x 8", maple finish **$1.25**
PLUS 35c POSTAGE
Pa. Res. Add 6% Sales Tax. Sorry No COD's
VICTORIA GIFTS
12-A Water St., Bryn Mawr, Pa. 19010

PHOTO-GO-ROUND
Take treasured snapshots out of hiding. Display them in this revolving photo file! No gluing! No mounting! Simply slip photos up to 3½"x5½" into the protective transparent windows suspended on the sturdy wooden base. Envelopes for 160 pictures are included. Will hold up to 600.
$10.95 plus 75c postage. Envelopes for 32 extra photos, $1.
FERRY HOUSE Dept. AH-68 Dobbs Ferry, N. Y.

500 RETURN ADDRESS LABELS



50¢
USE YOUR **"ZIP" CODE**
RICH GOLD TRIM
FREE PLASTIC BOX

Quick and handy way to put your name and return address on letters, checks, books, records, etc. ANY name, address and Zip code up to 4 lines, beautifully printed in black on white gummed labels with rich gold trim. About 2" long. Free plastic box for purse or desk. Set of 500 labels just 50¢ postpaid. Shipped within 48 hrs. Money back if not pleased. Don't know the Zip code? Add 10¢ per set and we will look it up. **Send for free catalog.**
Walter Drake 3046 Drake Building Colorado Springs, Colo. 80901

365 INSECT-FREE DAYS A YEAR

ELECTRIC BUG KILLER
Only $4.95 ea. 2 for $9 ppd.
Simply plug in . . . scientifically designed—it keeps home or business bug-free year 'round.
Guaranteed to kill flies, mosquitoes, spiders, ants, roaches, moths, fleas, flying vermin, wasps, etc. No sprays, no odor. Insects do not contact unit. One unit serves average home. Plug into standard 110-120 volt outlet. Attractive finish fits any decor. **FULLY GUARANTEED.**
ORDER TODAY!
ANDREA J. ENTERPRISES
P.O. Box 69766, Dept. A Los Angeles, Calif. 90069

By ANN McLAUGHLIN

SHOP YOUR

AMERICAN HOME MARKET PLACE

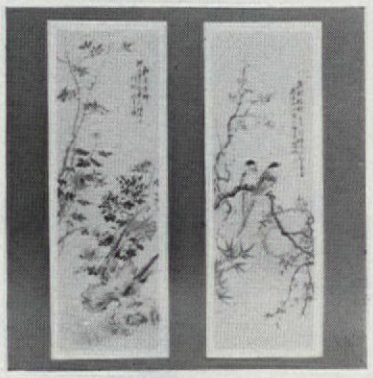

CHINOISERIE. For serenity in contemporary or traditional decoration, do hang this set of Emperor Panels. Reproduced in color on fine paper, they represent the four seasons. Each is 38x12". Birds, shrubs, and bamboo branches cover each surface. $3 for set of four. $5 for two sets. Order from Colonial Studios, 20 Bank Street, White Plains, N.Y. 10606.

BE WELL GROOMED. When traveling take along the lightweight ironing board with foam pad and silicone cover. 9x24". $3.95. Its companion, the travel iron, performs on AC and has a continental plug for 110- or 220-volt current. It's sturdy, has warning light, comes in a zippered bag. $10.95. Old Pueblo Traders, AH6, 622 South Country Club Rd., Tucson, Ariz. 85716.



STRICTLY SENTIMENTAL. Hang four or more golden circles over your desk. Lightweight, each plastic frame hooks to the other, so you can arrange your own gallery of favorite pictures. Circle is 2½" in diameter. Linked together the set makes a chain 13" long. $1 for four frames. Order from Foster House, Dept. 406-7196-9, Peoria, Ill. 61601.

COCKTAIL FUN. Store individual hibachi grills in the liquor cabinet for guests to cook their tidbits. Made of cast iron, each needs only four charcoal briquettes to broil delicacies. It comes with a 9x12" wooden tray, two wooden sauce bowls, 50 bamboo skewers. $4.95. $1 for 360 extra skewers. Miles Kimball, AH6, 126 Bond St., Oshkosh, Wis. 54901.

SEW EASY and make this pillow. Stitches are large, tapestry wool comes in blue, red, green, gold, brown, black, gray, or rose. Overall effect is like crewel work. Kit contains stamped natural color linen front, plain back, zipper, linen cording, and wool. Pillow is 16" square. $4.30. Pillow form $1.95 plus 35c. Victoria Gifts, AH6, Bryn Mawr, Pa. 19010.

Order merchandise from the Market Place by sending your check or money order to the company mentioned. Unless otherwise stated, postage is included in the price. Anything not personalized may be returned within seven days for a full refund. Please add sales tax where necessary.

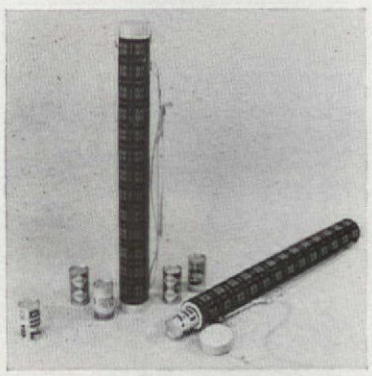

A COLD DRINK on the road or at a picnic is a certainty when you own the Cooler Chute. It holds six cans of beer or soft drinks and keeps them as frosty cool as they were in the refrigerator. Slim and easy to carry, the chute is made of plastic finished in gay red plaid. $12.98. Order from Taylor Gifts, AH6, 211 Conestoga Road, Wayne, Pa. 19087.

BRILLIANT CANVAS. You will want a reproduction of this famous painting for colorful accent in any room. The Rider, by Marini, the famous Italian modern, is a subject universally admired. Silk-screened on canvas, it looks elegant with or without a frame. Overall size unframed is 18x23". $5.95 plus 45c postage Order from Lambert, Dept. 1, 336 Central Park West, N. Y. 10025.

PEDESTAL TILTING MIRROR. Any woman with a grain of vanity will love to own this romantic-looking glass. It is designed to stand on a dressing table or bureau. Pedestal and frame are made of plastic finished in white and antique gold. Mirror is an excellent quality. 22x9½". $3.98 plus 35c postage. Order from Gracious Living, D1487, Berkeley, R.I. 02864.



NO HOOK, NO SLICES. You will make a long, straight drive when you use this sturdy tee. Designed on aerodynamic principles, it prevents the lateral spin that often causes hooking or slicing. Easy to insert into ground, it cups the ball and sends it into a powerful, straight drive. $1.98 for five tees. Plus 25c Alexander Sales, AH6, Tuckahoe, N.Y. 10707.

EARLY 20TH-CENTURY work aid, the corrugated washboard, has been redesigned to make a most attractive bulletin board for kitchen or family room. Metal finish is bright orange fancied up with old advertisements. It comes with magnets to hold messages. 8x8". $3.98 plus 35c. Order from Helen Gallagher, 406-1498-5, Peoria, Ill. 61601.

1968 "ELECTRIC EYE" INSECT TRAP

ATTRACTS and DISINTEGRATES FLYING INSECTS FLIES and MOSQUITOES

• No Dangerous Sprays
• No Old Fashioned Bug Bags to Handle

Now enjoy an insect free safe summer with this new life-time exterminator that works automatically and continuously. Silently attracts and electrocutes all night-flying insects instantly. Electrocutes and disintegrates flies and mosquitoes. No messy bug bags to handle. No dangerous sprays. One of the most effective insect traps available at any price. Safe and sanitary. Used by ranches, large farms, hospitals, factories, food processing plants, homes, gardens. Order now for summer comfort year after year.

- Uses 40T10 blue bulb that attracts and disintegrates all night-flying insects. Doubles as safety night light.
- "Electric Eye" grids (inside unit) kill insects instantly. Built-in converter works on low milliamperes. 100% safe with children and pets.
- All weather unit. Full circle 360 degree range.
- No sprays or dangerous odors. Perfect for restaurants, homes, gardens, shopping centers, motels, drive-ins, food processing plants, dairy barns, service stations.
- Quality all weather decorator finish. Corrosion proof for lifetime use. 10", lightweight. Complete with insect bait tray. Cord and socket UL approved. So effective, works even in hurricane.
- The only insect trap that works 3 ways—attracts, electrocutes and disintegrates flying insects. Also doubles as safety night light. Order now.



WARNING Do not confuse with cheap imitations. Guaranteed. Deluxe styrene finish. Long-life construction.

COMPARE OUR LOW PRICE **Fully guaranteed. Order now.**
Deluxe Styrene finish, lifetime construction . . .

$9.95 plus $1.00 pp and hdlg.

FREE Insect Bait Tray included with your order.

STANDARD AMERICAN, Dept. AH6, 1 Park Avenue, New York 10016

MAIL ORDER TODAY!

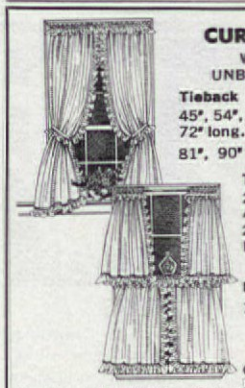

CURTAIN CHARM
WITH RUFFLED UNBLEACHED MUSLIN

Tieback
45", 54", 63"
72" long.....4.50 pr.
81", 90" long.....5.00 pr.

Tier
20", 25", 30", 36"
40" long.....3.00 pr.
2 pairs to window. 6.00
Both types 70" wide per pair

Matching Valance
11" x 70".....1.50 ea.

Add 50c to each order for handling and mailing

Order these UNBLEACHED MUSLIN curtains with all the original New England simplicity, warmth and handmade look for every room in the house. Practical, long-wearing, these off-white muslin curtains will retain their crisp appearance with a minimum of care.

Satisfaction guaranteed. Send check or money order. No COD's please. Write for illustrated brochure showing other curtains, dust ruffles and pillow shams in bleached and unbleached muslin as well as burlap, floral prints, calico ruffles, organdy, Osnaburg, and bedspread fringe.

COUNTRY CURTAINS STOCKBRIDGE Mass. 01262. Dept. 91

3 LITTLE FISHES

A swinging and swaying trio to string on a mobile or hang on bathroom wall! Handwoven of natural rattan 5½", 7½", 10" hi. Set of all three. Spray them gold!
Order No. 6818 $1.98 Set. Postpaid.

Write For FREE Gift Catalog

Foster House
Dept. 406, Peoria, Ill. 61601
Please Include Your Zip Code



Porcelain Wall Plaques . . .
$3.98 for set of 3.

Imported ivory porcelain, hand finished and signed by European artists. Set of 3 distinct scenes of 18 Century couples are framed in 18K Antique Gold Plate. These charming old fashioned original wall ornaments make lovely wall groupings. 4½"x2½" golden frames have rosebud and bow design. Extraordinary decorative beauty. Lovely wedding gift.
3 cost $3.98
Immediate Delivery, postpaid

Lillian Vernon Dept. AH68, 560 S. Third Ave. Mt. Vernon, New York 10550

SOMEWHERE MY LOVE

TREASURE CHESTS

From the beautiful motion picture "Dr. Zhivago" made of wood with laminated print cover. Your choice of Hummel Umbrella Boy or Girl. Swiss movement 18 notes 9x6x3"h $15.95 ppd. Catalog showing many music boxes 50c. Satisfaction Guaranteed.

HILDEGARDE'S 597 Farmington Ave., Hartford, Conn. 06105

$4.50 TERRY ROMPETTE

In s-t-r-e-t-c-h Nylon and Cotton, with elasticized top and legs; built-in French bra, rope tie belt. For sunning, exercising, lounging. Aqua, White, Hot Pink, Sun-Gold. Sizes S, M, L.

$4.50
plus 25c post.
(Sorry no COD'S)
Satisf. Guar.
IMMEDIATE DELIVERY

VICKI WAYNE
610-AR-So. Country Club Rd., Tucson, Arizona 85716

Splash, Paddle, Lounge

INFLATABLE AQUATIC EASY-CHAIR DOUBLES YOUR FUN IN THE WATER!

Have the time of your life—in easy-chair comfort! Ingenious Water Chaise lets you splash, paddle or lounge for hours without fatigue—at beach, pool, lake! It has buoyant 10x17" arms, a seat for sitting, a 20x24" back to lie back on—and relax! Great for shore or picnic; use indoors as back rest for TV, reading! Light, durable vinyl inflates easily—folds compactly into own travel case. Buy several—assure everyone a turn!
28274 Water Chaise. 4.98

BRECK'S OF BOSTON OUR 150TH YEAR
J10 BRECK BLDG., BOSTON, MASS. 02210

The career that offers women equal opportunity with men

Enjoy prestige, high pay and security in

Accounting

LaSalle trains you at home in your spare time

Earn an independent income — full or part time. Prepare for a career in Accounting through LaSalle training. No interference with your present work; no previous bookkeeping experience necessary. LaSalle starts you at the beginning; explains every principle and method; corrects and grades your work. Low cost. LaSalle has helped train over 1,500,000 men and women at home. Send for Free sample lesson in Accounting and illustrated career booklet to LaSalle, 417 S. Dearborn, Chicago, Ill. 60605

FREE Booklet and Sample Lesson

LA SALLE EXTENSION UNIVERSITY
A Correspondence Institution
417 S. Dearborn, Dept. 78-064, Chicago, Ill. 60605

Please send me, free of cost or obligation, your illustrated booklet "Opportunities in Accounting" and also your sample lesson.

Print
Name ..... Age....
Address ..... Apt No....
City .....
State ..... Zip No..... 134

START YOUR ANTIQUE BUSINESS AT HOME!

A chair bought for **$2.00** Sold for $27.00

A copper kettle bought for **$4.00** Polished and sold for $18.00

PROFIT: Amazing New Plan Starts You Quickly to Big Profits • Spare or Full Time • No Showroom, Store or Office Needed. **PLEASURE:** Plan easily makes you an expert in the Prestige Profession of Antiques • Diploma Granted. **PERSONAL GUIDANCE:** Remarkable Research Service Guides You Step By Step. **Please Rush FREE "Profit and Pleasure in Antiques" Booklet.**

American Institute of Antiques
550 - 5th Avenue,
New York, N.Y. 10036, Dept. A-86

$8 ONLY PER CARAT
FINE CUT • 58 FACETS
PURE WHITE • FLAWLESS

STRONGITE is a hard and brilliant synthetic stone, at a fraction of the cost of a diamond. STRONGITE'S hardness enables us to offer you an UNCONDITIONAL LIFETIME GUARANTEE in writing against chipping and scratching. All shapes and sizes up to 20 carat. Easy payment plan. Money-Back Guarantee within 10 days. Send no money.
Write for FREE BROCHURE with settings for men and women.

THE STRONGITE CO. Dept. 44A, 7 W. 45th Street New York, N. Y. 10036

FREE: HOW TO ADD BEAUTIFUL NEW COLOR TO YOUR CONCRETE — PERMANENTLY

Send today for colorful ideas on how you can transform walks, driveways, pool decks, patios, tennis or badminton courts with Permanent Concrete Stain by Kemiko. Easy to apply. Won't peel, crack or chip. Choice of architects since 1930.

CLIP AND MAIL COUPON FOR FREE COLOR BROCHURE.

KEMIKO, INC., DEPT. AH8
918 North Western Ave., Hollywood, Calif. 90029

NAME _____
ADDRESS _____
CITY _____ STATE _____ ZIP _____

DICTIONARY STAND



Now—Enjoy Your Large Reference Editions Without Problems of Handling!

Our superb book stand holds the big books on top, open—for ready reference. Oversize volumes fit comfortably below, ready for use. Handsome enough to enhance the finest library! Beautifully crafted of knotty pine, in honey tone pine or maple, antique pine or walnut finish. 39"H. 23"W. 15"D. Storage area 12"H.—$29.50. COMPLETE KIT: Ready for instant assembly and finish. Simple instructions. Only $17.95. Both Postpaid. Add $1.25 Ea. West of Miss.

FOR DICTIONARY BIBLE ENCYCLOPEDIA COOKBOOK PHONEBOOK NATURE BOOKS ETC.

BEAUTIFUL Finished Include Zip No. Money-Back Guarantee

Not Sold in Stores

NEW FREE CATALOG—700 PIECES and Kit Furniture in Friendly Pine

YIELD HOUSE
Dept. AH6-8
North Conway, N.H. 03860

CERAMIC MUGS

A nice way to say I love you Grandma, and/or Grandpa. 8-oz. glazed white mugs, designed with smiling faces, tiny hearts and child-like lettering. We pay postage.

4814—Grandma's Mug ..... 89¢
4815—Grandpa's Mug ..... 89¢
Any 2 for only $1.49
Year's subscription to gift catalog 25c

Gracious Living

D-1406 BERKELEY, R. I. 02864



OUTDOOR GARDEN POOL $3.98

Beautify your garden with this exciting, one-piece sunken garden pool for sparkling goldfish and delicate water lilies. Molded of one water tight piece of aqua colored Polypropolen. Needs no plumbing. This easily installed, lightweight portable pool is sensational when surrounded by flowers, shrubs or garden plants. Use singly or in groups for aquatic display. Artistically kidney shaped, ideal garden size (3'5" x 2'3" x 8" deep at ground level), has recessed water lily pot to hold 1 to 3 bulbs. $3.98 complete or 2 for $7.65. Water Lily Bulb (Nymphaea Odorata) free with each pool. If C.O.D. postage extra. Cash orders add 50c shipped ppd. Be satisfied on inspection or return in 10 days for purchase price refund. From:

MICHIGAN BULB CO.
Dept. BP-1402 Grand Rapids Michigan 49502

Instant Swim and Fun

Even if you can't swim a stroke, now you can, like a fish, and float like a cork with SWIM-WINGS' adjustable support. Floats 2 yr. old to 250 lb. adult with confidence. No more floundering of inexperienced swimmers—gives controlled balance—keeps head well above water—in a natural position. Secure—can't slip off. Complete freedom of movement—no underarm bulge. Used and proved by handicapped children happily swimming and floating with SWIM-WINGS for the first time in their lives. Fun to wear—attractive, colorful designs. Don't be left out—join the water fun. Send only $4.98 for a pair, add 36¢ for 1st class mail; in Calif. add 25¢ tax. 10-day money back guarantee. SWIM-WINGS Co. Dept. A-44, 2245 N. Lake Ave., Altadena, California 91001 © Universe Co. 1968

A REAL BEAUTY at an unbelievably low cost, the Spanish candelabrum. Made entirely of wrought iron, it is gracefully scrolled and has five solid iron candle cups. Appropriate for the mantelshelf, the supper table, or on the buffet. 12½" high. $3.98 for one. Add 45c postage. Send for catalog. Order from Harriet Carter, AH6, Plymouth Meeting, Pa. 19462.

DON'T LOSE THE DOG! If your pup has the wanderlust and takes off, attach this stainless-steel disc to the collar and you will be sure of his return. The dog's name, your name, address, and telephone number are clearly engraved on the shining surface. It's a good tag for a cat too. $1. Order from Holiday Gifts, AH6, 7047 Pecos, Denver, Colo. 80221.

NOSTALGIC NOTE for the kitchen decorated in the country manner are stainless steel canisters designed like old-fashioned milk cans. The larger size holds five pounds of flour or sugar, small size holds one pound of coffee or tea. An impressive gift for the bride or a new home owner. $12.95 the set of four. Order from Alexander Sales, AH6, Tuckahoe, N.Y. 10707.

Retire from the rat race . . . every day!

Soothe away tension, smooth away wrinkles—naturally—with Scandinavia's ancient gift to better living.

AM-FINN Sauna produces beneficial, dry heat—requires neither pipes, plumbing nor steam. Installed quickly, economically with carefully crafted redwood interiors, handsome mahogany exterior.

Write for free illustrated booklet. Dept. AH
Dealer inquiries invited

Am-Finn *Sauna* Inc.
Haddon Ave. & Line St., Camden, N. J. 08103 • Tel.: WO 3-1282

For office or home, lie-down bench for relaxation.

EARLIER TOMATOES!

SPRAY TOMATO BLOSSOMS WITH NO-SEED *Blossom-set*®
Ripen 1 to 3 Weeks Earlier!

Stops Blossom-Drop! Makes Blossoms Set Fruit! You'll get bigger, meatier, better-tasting tomatoes; more on every plant. Many tomatoes completely SEEDLESS.

USED 23 YEARS — WORLD-WIDE!
12 oz. Ready-to-Use SPRAY CAN
Season's Supply! $1.89
LIQUID BLOSSOM-SET (IN BOTTLES)
4 oz. makes 1 gallon spray ..... $ .79
Pint makes 4 gallons spray $1.75
8 oz. Agric. Conc. (50 gals.) $6.75

TRIGGER SPRAY

Economical hand sprayer with AEROSOL ACTION!
Just fill the lightweight, unbreakable, see-through plastic container with any sprayable liquid. Squeeze the trigger-handle to make a fine mist-like spray, just like an aerosol. Many uses. Refillable! Quart size **$1.98** ea.

At your dealer or order direct. | Please add postage and handling: 25¢, one item; 50¢ for 2 or more.

SCIENCE PRODUCTS COMPANY, Inc.
2640 N. Greenview Ave. Dept. AH-68, Chicago, Ill. 60614

PERFECT GIFT FOR THE HANDYMAN

Handy Dandys are sturdy, plastic caps that snap into ⅛" pegboard and hold quarter twist baby food jars. Ideal for storing all kinds of small parts and things. Keep your workshop neat. 10 for $1.00; 36 for $3.00; 72 for $5.00; 500 for $32.50. Handy Dandys only. No jars. Shipping paid anywhere USA. Send payment with order—no C.O.D.

WICKLIFFE INDUSTRIES, INC.
P.O. Box 286, Dept. AH-6, Wickliffe, Ohio 44092

MOTHER'S HEART

ACTUAL SIZE

14k Yellow or White Gold Florentine finish
Beautiful & Enchanting with a colorful birthstone for each child-1 to 7 synthetic stones
Gift for any occasion—
Specify Months
Special price-$19.00 for pendant
Add $2.00 for each stone—
Postpaid
Send check or money order to

LA FALCE JEWELERS
161 New Hackensack Rd.
Poughkeepsie, N. Y. 12603

RUBBER PANTS $3.30

Hygienic—Pink or Black
DIRECT MAIL ORDER
(Send U.S. Money Order or Check.) Smooth Soft Rubber. For adults or Children. State waist size 16" to 50". Send for FREE Catalog. Rubber Aprums, Capes, Gloves, Coats, etc.

SOUTH BUCKS RAINWEAR CO. (D)
Iver, Bucks, England

Sell GREETING CARDS & GIFTS

Christmas and All Occasion Cards
Jewelry • Stationery • Wrappings • Toys
Over 200 Name Imprinted Christmas Cards

Make Extra Money For Your Organization Or Yourself In Spare Time

Christmas Ass'ts. $1.00 up

No experience needed. Organizations, individuals, shut-ins—all can succeed. Make big profits to 100%, plus Bonus Plan. Write today for samples on 30 day trial and Free Color Catalog, Free Name Imprinted Christmas Card Album, Gift Offer and all Details.

HEDENKAMP, 361 Broadway, Dept. AH-41, New York, N.Y. 10013

Mail Coupon Today
Name.....
Address.....
City, State, Zip Code.....

PERFECT SERVER. When everyone in the party likes the same cocktail use this cordless electric shaker to whip up the drinks. It works on two standard-size batteries and blends mixtures in seconds. Good-looking black plastic top has clear glass bottom. Capacity is ten cocktails. $11.95. Order from The World Co., AH6, 1 Park Ave., New York, N.Y. 10016.

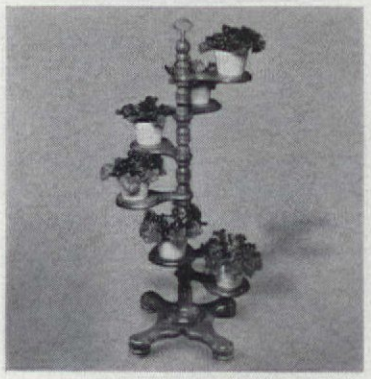

PLANT TREE. Show off your potted greenery on this stand that has six adjustable arms. Each is easy to arrange on the sturdy birch pole. Stand comes in four finishes: honey tone, maple, antique pine, or walnut. It is perfect to use indoors or on a covered terrace. Overall height is 39". $21. Order from Yield House, AH6, North Conway, N.H. 03860.

TURN-OF-THE-CENTURY milk bottles are taking their place as Art Nouveau. Famous Thatcher quart bottle that revolutionized American milk delivery is now an object of decoration for kitchen or terrace. Heavy glass walls chill quickly, stoppers are porcelain. Blue, amber, or crystal. $4.98 for two. Order from Breck's of Boston, Dept AH6, Boston, Mass. 02210.

***$50 REWARD FOR ANY TYPE SPIDER, BUG, INSECT THAT BUGMASTER ELECTRIC UNIT FAILS TO KILL**

● No Spraying or Stains ● Patented ● No Messy Powder
● UL Approved ● Fully Automatic — Just Plug In.

Science has perfected an electro-chemical device to completely and permanently rid your apartment, home, office or plant of possible disease carrying, annoying, disgusting bugs, spiders and insects. That device is BUGMASTER. Quickly and efficiently kill flying and crawling bugs all at once . . . flies, moths, ants, roaches, silverfish, spiders, crickets, fleas, bedbugs, etc. Plugs into any electrical outlet, uses no more electricity than an electric clock. Bugs need not come into contact with the unit. Bugmaster will even kill bedbugs imbedded in mattresses or fleas in carpets or furniture. Will even destroy those under furniture or behind pictures on walls where spray cannot reach.

Dual Purpose Model H

6,000 cu. ft. capacity. Protects up to 5 rooms

It need not be moved since its effectiveness spreads without odor, visible vapor or any other betrayal of its presence. Only attention required is to refill with crystals about once each month. With supply of crystals. $9.95

Extra crystals for Model H 75c

Plus 75c pp. & hd.

Heavy Duty Model G

BIG AND POWERFUL with 12,000 cu. ft. capacity

Guaranteed to effectively cover an area of up to 12,000 cu. ft. . . . . or approximately 10 rooms or an entire house $15.95

With Supply Of Crystals
Extra crystals for Model G $1.50

Plus $1.00 pp. & hd.

GET RID OF BUGS INDOORS
The Industrial, Professional way... with the true high quality IN-STITUTIONAL Model Bug Killer. This is the industry standard.

*$50 Reward for any Type Bug, Spider or Insect that Bugmaster Units Fail to Kill
Live specimen must be delivered or arrive at factory in good condition. Tests made on other than factory property with judge committee composed of one minister, one bank president and one doctor to render and sign decision which is final.

CUT ANY MATERIAL with Naval Super-HACK Blades



Rip thru hardest metal (a file) in less than 2 minutes. Cut even curves or notches in materials formerly considered unsawable . . . like glass, glazed tile, bricks, tool steel, marble. Very little effort. This famous cousin of the diamond, furnace-born tungsten carbide, now joins the rod saw blade. Fits any hacksaw. Only $2.79 for one blade, 3 for $6.20, 6 at $2.00 each (total $12) ppd.

MEREDITH, Dept. A-6, 310 West 9th St., KANSAS CITY, MO. 64105

MEREDITH, Dept. A-6
310 West 9th St., Kansas City, Mo. 64105

Ship Bugmasters as below:
☐ Model H ☐ Model G
☐ Xtra H Crystals ☐ Extra G Crystals

When ordering re-fill crystals alone please add 45¢ p&h.

Ship Super-Hack ☐ 1 ☐ 3 ☐ 6
☐ Catalog (no charge)

Name.....
Address.....
City.....
State..... Zip.....

WOODEN SERENITY—PRAYER PLAQUE

"GOD Grant Me The Serenity" is the lovely and meaningful start of this beautiful wall decoration. Millions have drawn comfort from this popular verse. Printed in Italy with colorful border, laminated on 6 x 8" ready to hang wood wall plaque. Has an aged manuscript look

Only $1.25 Plus 25c post.

Send check or M.O. Satisfaction Guaranteed

CRESCENT HOUSE, 135 Central Pk. Rd., ASL, Plainview, L.I., N.Y. 11803

HAND WORKED INDIA CREWEL

The exotic Gardens of Shalamar bloom in this India crewel, hand embroidered on hand loomed cotton background. Multi-color with red, blue, green and gold predominating, on ecru background. Also in ecru on ecru for understated elegance. Apx. 50" wide. 1 to 5 yds. $24.95 per yd. postpaid. 6 or more yds. $19.95 shipping charges collect. No C.O.D. Unembroidered background fabric $5.00 per yd. Send 25¢ for catalog.

Dept. 571, Box 266, Concord, N. C. 28025

Ephraim Marsh



Bamboo Flatware

Stainless steel with bamboo handles. Set incl. 4 ea: serrated knives, forks, teaspoons, soup spoons. Handy! Order #59857 $7.98 plus 50¢ ship. charge.

Helen Gallagher
Dept. 406, Peoria, Ill. 61601
Please include your zip code.

Write for FREE gift catalog

Solid Mahogany: $15.95
VICTORIAN TABLE

New way to save on the finest quality furniture. Shipped FOB factory, direct to your home. All carvings are done by hand: Italian marble tops. Large choice of sofas, chairs, tables, lamps, clocks, bedrooms. Superb workmanship, at modest prices.

Send 50c for America's largest Victorian furniture & accessory Catalog Fabric samples FREE. You'll love it!

14" Marble-top table in solid mahogany **$15.95**

MAGNOLIA HALL (Dept. A-68)
726 Andover/Atlanta, Ga. 30327

Glorious Colors—Big Savings!

Huge price cuts on popular hardy, easy-to-grow and beautiful-to-show Iris! Save 60% on these fully guaranteed Iris . . . all different . . . all lovelier each year. If labelled, catalog value would be more than $5. ALL 5 ONLY $1.95 ppd. in 48 states (No C.O.D.). Offer ends Aug. 1. New 88-page color catalog of Iris, Daylilies and Peonies FREE with order; or send 50c for catalog only.

GILBERT H. WILD & SON, INC.,
DEPT. AH-68, SARCOXIE, MO. 64862

"WE WILL NEVER COMPROMISE QUALITY FOR PRICE" . . . . . Gilbert H. Wild

"Kennedy Looks at Lincoln" Penny

NEW, DIFFERENT, AND PERFECTLY LEGAL. Thousands of these coins have been sold at 25¢ each. Now get yours for only 5¢. Just one per customer. Also get FREE Coin Catalog PLUS selections of coins on approval returnable without obligation. Send name, address, and 5¢ to Littleton Coin Co., Dept. LK-5, Littleton, N. H. 03561.

DOWN COMFORTS Beautifully RE-COVERED

Also Wool Comforts Re-Covered and Feather-Fluff Comforts Made from Heirloom Featherbeds. Write for FREE samples of coverings, testimonials and picture folder. *No salesmen —*
© 1958 *Mail order only!*
ALDEN COMFORT MILLS-AH
Box 6070 Dallas, Texas

CUPOLAS WEATHERVANES

Send 25c for our all color catalog illustrating, with prices, many styles and sizes of cupolas and hundreds of unique weathervane designs. Cupolas from $20.50 to $510.00. Weathervanes from $12.75 to $375.00.

CAPE COD CUPOLA CO.
Dept. AH-0 P.O. Box A2096
New Bedford, Mass. 02741

DREAM GARDEN AFGHAN

You embroider garlands of beautiful raised roses to create a magnificent afghan with no knitting or crocheting required. Kit includes floral design stamped on a superb white wool and nylon blend fabric; embroidery floss and crewel yarn to complete embroidery in soft shades of pink, blue, yellow, green, lavender; easy-to-follow instructions. 53"x71". Only $19.95 plus $1.00 postage. Optional luxurious fringe kit is available in blue, pink or white. Only $3.95 plus 35c postage.

Send 25c For Next 3 Issues of Our Colorful Art Needlecraft Catalog

the stitchery Dept. AH506 Wellesley, Mass. 02181

LEARN UPHOLSTERY! AT HOME

SEND FOR FREE ILLUSTRATED BOOK

. . . on home study course for upholstering sofas, chairs, footstools, built-ins. New methods, all styles including fabulous new Naugahydes (above). Free special upholsterer's tools. Fine spare time income, high-paying job opportunities all over. Earn while you learn in spare time. Fascinating. Write for free book, free sample lesson. APPROVED FOR VETERANS.

Modern Upholstery Institute
Box 899-ASM Orange, Calif. 92669

DRAWS AND DESTROYS UP TO 1/4 MILE ALL FLYING INSECTS INCLUDING HOUSEFLIES & MOSQUITOES ELECTRONICALLY

1968 ELECTRAPEST DESTROYER

CLEARS YOUR IMMEDIATE AREA IN MINUTES!

only $19.95

Based on U.S. Govt. Report

Based on U.S. Govt. Report—Only insect destroyer in existence using U.S. Dept. of Agriculture report on Blacklight-Greenlight combination!

This New Principle Reported by United States Dept. of Agriculture. Proven Faster, More Effective Than Black Light Alone.

DON'T ATTRACT YOUR NEIGHBOR'S INSECTS!

Our unit is equipped with a removable 180 degree shield permitting you to *pinpoint and clear your own immediate area.* This prevents the attraction of flying insects from surrounding areas. However, the shield is easily removable if you care to attract and destroy insects from a full 360 degree radius, up to ¼ mile.

READ WHAT SOME OF OUR SATISFIED CUSTOMERS SAY:

I experimented with this type of bug killer at A & M College of Texas . . . and found it most satisfactory . . . found the farthest any bug traveled to the light was one and one-half miles in any one night.
J.M.G., Sr., El Campo, Texas

. . . the fixture works beautifully and does all that you promised it to.
C.F.M., Ft. Lauderdale, Fla.

Just a short testimonial regarding the DESTROYER we received last Thursday . . . it's doing everything as advertised.
H.O.A., Anaheim, Calif.

. . . arrived in time for us to take to our summer place, where we have used it with great success and complete satisfaction.
Mrs. H.R.B., Scarsdale, N.Y.

The two units operating on my ranch are so satisfactory, I would like to purchase another one. **B.G.O., Tucson, Ariz.**

The Jersey mosquito is known throughout the world as the worst in existence. One of your DESTROYER'S has beaten them completely throughout my property.
H.C.S., Manahawkin, N.J.

- **Ultra powerful double lights draw and destroy to ¼ mile.**
- **Primary attractor: black light, secondary attractor: green light.**
- **Actually disintegrates flying insects, no bags to empty, nothing to clean up.**
- **Noiseless—for use outdoors and indoors, transformer controlled.**
- **Perfect for homes—drive-ins—dairy barns—restaurants.**

The brilliant new ELECTRAPEST DESTROYER utilizing both black and green light represents the latest scientific advance in insect destruction. Reported by the U.S. Dept. of Agriculture, and Purdue University Agricultural Extension Service. It was found that of the many flying insects that are attracted by light, most are attracted to BLACK LIGHT. HOWEVER, THE REMAINDER* ARE ATTRACTED BY GREEN LIGHT. For this reason, the ELECTRAPEST DESTROYER offers this new, scientific UNBEATABLE COMBINATION, which guarantees to destroy houseflies mosquitoes, gnats, sandflies, and all other harmful, destructive, disease-carrying flying pests.

The all new ELECTRAPEST DESTROYER is the most powerful and ONLY one of its kind on the market today, actually drawing and destroying light sensitive flying insects up to ¼ mile. Its ultra powerful BLACK AND GREEN beams draw insects like a magnet, destroying them before eggs are laid. Insects actually seem to disappear as they enter the ELECTRAPEST DESTROYER because they are instantly pulverized by the grid wires inside the unit. The unit is absolutely safe, and you are protected by a "deception screen." The charge is enough to disintegrate any insect but harmless to human beings.

The unit includes 6 ft. of weatherproof, outdoor cord, U.L. approved. It is as decorative as a designer lamp and includes a beautiful gold-colored hanging chain.

ONLY ELECTRAPEST DARES MAKE THIS SENSATIONAL GUARANTEE:

1. Clears your immediate area in minutes.
2. While your unit is in operation, any fly, mosquito, or flying pest that comes near your property will be drawn to the ELECTRAPEST DESTROYER, and IMMEDIATELY DESTROYED.
3. The ELECTRAPEST DESTROYER will operate efficiently both inside and outside your house. It will destroy all flying insects regardless of temperature, humidity, fog, rain.*
4. You need no sprays, chemicals. It is odorless, harmless to humans and household effects.

ONLY—$19.95 PLUS $2.00 SAFE HANDLING, INSURANCE, AND DELIVERY CHARGE.

© Electrapest Research Corp., 1968
* Light-sensitive
† Does not necessarily constitute an endorsement

Electrapest Research Corporation has no connection with any other insect destroyer organization and is not successor in interest to any such organization

MAIL THIS NO-RISK COUPON TODAY!

ELECTRAPEST RESEARCH CORP. Dept. AH-6
4 EAST 46 ST., NEW YORK, N.Y. 10017

Yes, I am willing to try the ELECTRAPEST INSECT DESTROYER at YOUR risk for 30 days. Send me immediately your new exclusive blacklight-greenlight unit with features found on no other machine. It must live-up to your amazing guarantee, or I may return it for a full refund of my purchase price. I enclose $19.95 plus $2.00 each for.....machines.

☐ Cash ☐ Check ☐ Money Order

NAME.....

ADDRESS.....

CITY.....STATE.....ZIP.....

N.Y.C. Residents Add 5% Sales Tax
N.Y.S. Residents Add Local Sales Tax

KNIT NEWS for the man of large stature is the easy-to-wear shirt made of lightweight fisherman's mesh with mock-turtleneck and short sleeves. It comes in an off-white color trimmed with navy blue or olive. Sizes: 42 through 54. $10.95. Send for catalog of clothes for large men. Order from King Size, AH6, 3538 Forest Street, Brockton, Mass. 02402.

MAGAZINE RACK holds 30 periodicals in an upright position on a wall. Makes an impressive accent in a study or an office. It is knotty pine finished in honey tone, maple, antique pine, or in walnut. 23" wide x 27" high x 4¾" deep. $17.95 assembled. Order it in kit form for $10.75. Express Collect. Order from Yield House, AH6, North Conway, N H. 03860.

DEUTERONOMY is a heartening book in the Bible and one of its admonitions is to mark your doorway or gatepost with the sign of the Lord. Here is a beautiful bronze marker that is overlaid with colorful enamel. About 1½"x2½", it is easy to attach to apartment or house door. $3.95. Order from Tri-State Sales, Dept. 2, AH6, 427 Illinois St., Paducah, Ky. 42001.



SALE PEACOCK PLAQUES

REG. $7.98—NOW

Dramatic wall decor at low cost! Majestic wrought iron birds are engraved in fine detail, have matte black finish highlighted in gold. Each piece is a huge 20" x 14". They can be arranged in a variety of ways to fill large wall areas.

$4.98 PAIR
Add 75¢ post.

MONEY BACK IF NOT DELIGHTED

HARRIET CARTER Dept. A668 Plymouth Meeting, Pa. 19462



ICE CREAM FLOWER MOLDS

Now you can mold ice cream in exquisite flower shapes, just the right size for individual servings. Just fill molds with ice cream, pop into freezer. When ready to serve, ice cream slips out easily, reproducing every detail of zinnia, rose, daisy, dogwood, pansy, and blackeyed Susan. Ideal, too, for gelatin desserts and salads.

SEND FOR FREE GIFT CATALOG

Set of six—all different $1.95 plus 45c postage

ARTISAN GALLERIES 2100-D-6 No. Haskell Dallas, Texas 75204

adjustable Hi-Low T.V. POLE STAND

For the bedroom, living room, kitchen, family room, porch . . . no matter where you're viewing, this smart new T.V. Pole Stand holds your portable at the level and place best suited for comfort . . . without taking up valuable floor or tabletop space. Takes any width, up to 14" front to back, up to 17" top to bottom. Easy to install and move, brass plated pole has spring tension rod at top to adjust to your ceiling height, can be set up in Hi or Low position. Hi position is great for reclining watchers.

10.95 ppd.

2 for $21.00 ppd.
Please include your zip code.
Write for FREE catalog of gifts.

Holiday Gifts
Dept. 606-A, 7047 Pecos St., DENVER, COLORADO 80221

NEWSPAPER STACK 'EM STOPS NEWSPAPER CLUTTER

The all new Newspaper Stack'em is not a "gadget". It's a practical and useful addition to any room where newspapers are read. Order yours today and eliminate newspaper clutter for good! An ideal gift with polished brass finish for only $4.95 ppd. Check or M.O.

WILSON ENTERPRISES • BOX 21084 • FORT WORTH, TEXAS 76126

FREE FRAMED ENLARGEMENTS COLORED IN OILS

with each offer of your choice

$1 BUYS 25 WALLET PHOTOS (+25¢ post/hdg.)

Plus Free 8x10 colored and framed

or 2—8x10 ENLARGEMENTS—Portrait ppr. (+ FREE 8x10 COLORED/FRAMED)
or 4—5x7 ENLARGEMENTS—Portrait ppr. (+ FREE 5x7 COLORED/FRAMED)

Send any photo—snapshot-polaroid-negative with 1.25 ea. set. TODAY. State color hair/eyes.

ORG. RETD.

DISCOUNT PHOTO, Dept. A A,835 BROADWAY, N.Y.C. 10003

THE KID-CUSHIONED FLOOR™

Introducing: The Kid-Cushioned Floors.™

What do we mean by Kid-Cushioned?
Beauty that's more-than-skin-deep.
Kid-Cushioned Floors
aren't just plain, ordinary vinyl.
Not just cushioned vinyl.
But *improved*
Congoleum-Nairn cushioned vinyl.
With extra vinyl to cushion its beauty
against the beating floors take from kids
...better than other floors.

They have the-cushion-in-the-middle.
So when your children jump-up-and-down,
slam, bang,
and rough-house,
the cushion "gives".
Then bounces back to
its original beauty.

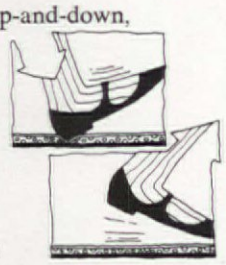

Scuffs? Scratches? Marks?

Forget 'em!
Our vinyl is tougher & thicker.

Spills? Dirt? Accidents?

Forget about *them*, too.
Kid-Cushioned Floors
come clean fast!
Household spills
can't be absorbed
on our textured surface.
Accidents wipe up quickly & easily.
(No special cleaning techniques
are needed!)

"My, what a warm, quiet room..."

It's true. Kid-Cushioned Floors insulate.
Help make rooms warmer and quieter.
Yet Kid-Cushioned Floors never cost more and
usually much less than their imitators.

How's 130 for choice?

Kid-Cushioned Floors come in
130 color-pattern combinations that
can take a beating...*without showing it.*
130 fashionable floors for families.
Far more than any other brand.

MOTHERS BEWARE:

There's only one KID-CUSHIONED FLOOR.
It was invented & perfected by us:
Congoleum-Nairn.
Only one man can show it to you.
Your Congoleum-Nairn Dealer.
(He's in the Yellow Pages.)

Free: "50 Kid-Cushioned Decorating Ideas!"
A 16-page color booklet to help make your home
a beauty...that can take a beating. Write
Congoleum-Nairn, Box 359, Kearny, N.J. 07032



Casa Grande® Georgian Marble™ Bellaire™ Roman Accent™

Congoleum-Nairn

Copyright 1968, Congoleum-Nairn, Inc.

Village Square™, Comfortflor® Cushioned Vinyl: Copper

Which would you choose to cut your birthday cake?

This one, of course. Cascade washed it unbeatably spotless!

Cascade eliminates drops that spot.

Only Cascade has Chlorosheen. And in your dishwasher Cascade with Chlorosheen makes water rinse off dishes in clear sheets. Drops don't form. Dishes dry amazingly free from dirty-looking spots and streaks. So for that special occasion, for everyday use, your silver will gleam. Your dishes will shine. Your glasses will glisten. Spotlessly. Cut that cake with pride. Make that wish. And forget about spots. You can if you always use Cascade, the best dishwasher detergent you can buy.