OR ACTIVE YOUNG HOMEMAKERS

APRIL 50¢

American Home

How to beat the high cost of decorating

Your above-ground pool can be beautiful—here's how

What you should do when your tax return is questioned

Second chance for third-hand furniture

Fresh ideas for leftover Easter ham

Make a game out of gourmet dining

Fun and beauty in an off-the-knees garden

The perils of the parking lot

PROPERTY OF THE LIBRARY
MAR 21 1968
UNIVERSITY OF NORTH CAROLINA AT GREENSBORO

WALTER C JACKSON
LIBRARY
UNIV OF N CAROLINA
GREENSBORO NC 27401

THINK COLORFUL THOUGHTS.

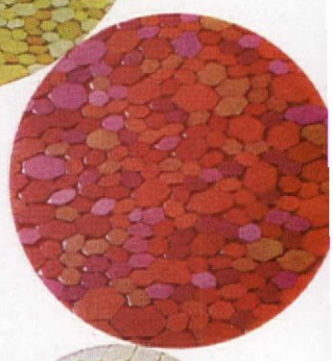

Think a potpourri of delightfully daring colors on your kitchen floor. Think random patterns of tiny vinyl chips. Think quality.

You're thinking Norager™, the new Vinyl Corlon® from Armstrong.

Now think of this: Only Armstrong knows how to make colors glow from deep within the floor. Practical, too. Norager's pebbly surface helps hide heel and scuff marks.

Norager comes in eight spirited color combinations. See them all at your Armstrong retailer's. He's listed in the Yellow Pages under "Floors." Look for the Armstrong name on the roll. It's your assurance of quality. If you're thinking budget, ask about our Time Payment Plan.

Write us for a free, 24-page color booklet of decorating ideas.
Armstrong, 6804 Pine Street,
Lancaster, Pa. 17604.

Armstrong

We suppose it is possible to match our stereo consoles for price, but

then there's the little problem of what you'd get for your money.

Like the cabinet. Every single cabinet in the entire line of V·M stereo consoles carries the Certification Tag of the Fine Hardwoods Association. Even the ones that cost only $149.95. And once you've seen ours, we think everything else will begin to look a little like Orange Crate Modern to you.

Then there's electronics. We don't make amplifiers with tubes for our stereo consoles any more. Every one is Solid State transistors and diodes. The circuits are quieter, last longer, and sound better.

Now let's look at automatic record changers. There are others to choose from—until you get to dependability. Then there's only one design with such a long history of dependability. Ours. The V·M "Stere-O-Matic"® changer.

Also, we carefully match big, high fidelity speakers to the rest of the system to give you sound like live music happening in your own home.

But if our stereo consoles are so good, how come they're such good buys, too?

They have to be, on account of competition. And a smaller company like ourselves can fine tune the kind of value that gets built into its merchandise.

So if some day you think you've spotted a stereo console that meets our price, take a careful look at what you get for your money.

It may just be a great buy on Orange Crate Modern.

The Voice of Music



"Melodist" Model 976

"Bridgewater" Model 977

Kitchen waxes aren't safe for wood floors



The main ingredient in your kitchen floor wax is water. This is fine for kitchen floors. But you know what water does to wood: it warps, ruins the grain, dulls the finish.

Paste wax, on the other hand, is slow to apply and requires extra work to buff. What else is there?

The best way of all: One-Step Wood Floor Care by Armstrong. We made it as easy to use as kitchen floor wax. But we made it especially for wood; not a drop of water in it.

We put in a good *cleaner*, and a real tough *wax* that leaves the wood shiny and well protected.

And you never have to break your back buffing.

It won't hurt to try it.

ONE-STEP WOOD FLOOR CARE

Created by the maker of
Armstrong FLOORS
AND FLOOR-CARE PRODUCTS

FOR ACTIVE YOUNG HOMEMAKERS

APRIL, 1968 VOL. LXXI. NO. 3

American Home

HUBBARD H. COBB, EDITOR

HELEN DE MOTTE, Managing Editor · JEAN LA MUNIERE, Art Director · LESLIE R. FORESTER, Copy Director

ALAN C. BORG
Building
VIRGINIA T. HABEEB
Food and Home Equipment
VERA D. HAHN
Decorating
EVANTHIA KONDONELLIS
Garden
DOROTHY L. BRIGHTBILL
Home Projects
ANN MC LAUGHLIN
Market Place
JOSEPH TAVERONI
Art Editor
NANCY C. GRAY
Pacific Coast
FERDINAND D'ESPOSITO
Production Coordinator
HELEN W. CANHAM
Assistant to the Managing Editor

ASSOCIATES
Helene Brown/Decorating
Frances M. Crawford/Food
Dorothy B. Humanitzki/Editorial
Jacques Jaffry/Chef
Barbara Behen Karr/Equipment
Arthur J. Maher/Building
John Rivera/Art

FIELD EDITORS
Jessie Walker/Midwest
Alma McArdle/East Coast

ASSISTANTS
Lietta Dwork
Nancy Anne Hecht
Jane Kiernan
Arlene Petroff
Marcia Spires
Jane Uetz
Alexandra Walker

COVER: Our garden proves that a low-maintenance garden does not have to be coldly functional. See page 79. Photographer: Harry Hartman.

JOHN L. COLLINS Publisher

THE CURTIS PUBLISHING COMPANY
J. M. CLIFFORD President

© 1968 The Curtis Publishing Company, Philadelphia, Pa. 19105. All rights reserved. Title reg. U.S. Patent Office.

Published monthly except Summer (July-August) and Winter (January-February) issues: ten issues per year. Second-class postage paid at Philadelphia, Pa., and at additional mailing offices. Authorized as second-class mail by the Post Office Department, Ottawa, Canada, and for payment of postage in cash. All mail concerning subscriptions should be addressed to **American Home,** Subscription Service, Phila., Pa. 19105.
SUBSCRIPTION PRICES: U. S. and Possessions and Canada: One year $3.00. Pan-American countries: One year $4.00. All other countries: One year $4.50.
UNCONDITIONAL GUARANTY: We agree, upon request direct from subscribers to **American Home,** Independence Square, Phila., Pa. 19105, to refund the full amount paid for any copies not previously mailed.
THE CURTIS PUBLISHING COMPANY, J. M. Clifford, President; Cary W. Bok, Sr. Vice Pres.; G. B. McCombs, Sr. Vice Pres.; Gloria L. Swett, Vice Pres., Secretary; Kenneth B. Artz, Treasurer; John L. Collins, Vice Pres. and Publisher of **American Home.** The Company also publishes The Saturday Evening Post, Ladies' Home Journal, Holiday, and Jack and Jill. Executive offices, **American Home,** Independence Square, Philadelphia, Pennsylvania 19105. Editorial and advertising offices, **American Home,** 641 Lexington Avenue, New York, New York 10022.
CHANGE OF ADDRESS: If you plan to move, please notify our subscription department, **American Home,** Subscription Service, Phila., Pa. 19105, at least eight weeks in advance of your move. Send new and old address and, if possible, label from a recent copy.

HOMES AND MAINTENANCE

24 New Approach to Home Building
45 New Products: Mainly for Men
80 Building a House Can Be Like Child's Play
84 Beat the Resort Game in Your Own Backyard
86 Above-Ground Pool Beats the System
93 Home Maintenance: A Series of Small Victories

DECORATING

12 Decorating Newsletter
17 How to Buy Lamps
38 It's a Bargain!
68 Good Architecture: Your Ally in Decorating
72 How to Beat the High Cost of Decorating
96 Decorating Clinic

FOODS, KITCHENS, AND EQUIPMENT

40 Play Our Gadget Game
88 The Fun of Gourmet Clubs
94 Be a Supermarket Sleuth
100 Buyers' Guide to Waste Disposers: That Friendly Monster Under the Sink
103 The Exotic Eggplant
104 Look What's Become of Easter Ham!
106 Cooking Lesson No. 8: Aspics and Molds
108 Let's Bake a Party Cake
110 Learning to Cook
122 Company's Coming to a Birthday Party
130 News and Notes

GARDENING

20 Grow Your Own Vegetables—and Win
54 The Game of Gardening
56 Have a Lawn You Can Play On
79 Enjoy the Beauty, Finesse the Chores
124 Planning a Vegetable Garden

HOME PROJECTS

8 Something Old, Something New to Embroider
76 Upmanship With Castoffs
126 Plain Talk on Old Furniture

FEATURES

4 Dear Reader
10 Waltz of the Flower Arrangers
30 Money Management: When Your Tax Return Is Questioned
34 Beauty at Home: For More Beautiful Eyes
50 Health in the Home: Hay Fever—The Commonest Allergy
53 The Family Pet: Pet Care When Moving
65 The Games Home Owners Play
66 The First Move Is Yours
90 Shopping Information
98 The Most From Your Automobile: Perils of the Parking Lot
125 Books and Booklets

SHOP BY MAIL

133 Market Place

ALL CORRESPONDENCE RELATING TO YOUR SUBSCRIPTION
should be accompanied by your address label. If you are receiving duplicate copies, please send both labels. We are able to answer inquiries by telephone in many areas. Please note your number here:

AREA CODE:_____ **PHONE:**_____

ADDRESS ALL INQUIRIES TO:
Subscription Service, The Curtis Publishing Company, Independence Square, Philadelphia, Pennsylvania 19105

SUBSCRIPTION PRICES:
U.S. and Possessions and Canada: One year $3.00.
Pan-American countries: One year $4.00.
All other countries: One year $4.50.

TO CHANGE OR CORRECT YOUR ADDRESS—Attach label from your latest copy here and show new address below—include zip code. When changing address please give six weeks' notice.

Miss
Mrs.
Mr.

name (please print)

address

city state zip code

Postmaster: Send form 3579 to Curtis Subscription Service, Philadelphia, Pa. 19105.

Printed in U.S.A.

PINK IS FOR GIRLS

That's why Lustre-Creme is pink. Because it's made just for girls. Lustre-Creme has gentleness guys just wouldn't understand. It's so gentle, you can shampoo every day and still have soft, touchable hair. Hair that whispers of Lustre-Creme's delightful "pink" fragrance, too. Pink, creamy Lustre-Creme. It's the one shampoo made just for girls. Because pink is just for girls.

You're a girl, aren't you?

You might be tickled pink to know that Lustre-Creme is safe for color-treated hair.

Why settle for floor monotony?

Dramatize your home with pegged Oak Floors

Say goodbye to the blank, monotonous look of wall-to-wall carpeting. Choose the sparkling style of Bruce Ranch Plank with accent rugs, as recommended by leading decorators. Alternate-width hardwood planks, with dark pegs, give this floor individual charm and natural traditional appeal.

The unique Bruce Tuf-Lustre Finish on Ranch Plank is baked into the wood to resist stains and scratches. You have a floor that never needs replacing and gives your home higher resale value.

Use Bruce Ranch Plank in any room. Set it off with a stunning area rug and your home will reflect your own personal taste. It's today's smartest floor style. Mail the coupon below for free booklet on Ranch Plank and other Bruce Floors.

BRUCE RANCH PLANK FLOORS

MAIL FOR FLOOR IDEAS!

E. L. Bruce Co.
1730 Thomas Street, Memphis, Tenn. 38101

Please send me your free booklet of floor ideas.

Name_____

Address_____

_____ Zip_____

DEAR READER

One of the things that helped make this country great was our national sense of humor. We did not always take ourselves too seriously. We astounded the rest of the world by being able to laugh over our shortcomings and we even laughed at some of the hardships that went with making a nation out of a wilderness.

At this point in our history it seems that a lot of us have either lost our native sense of humor or buried it away someplace for safe keeping. We are all getting very serious about everything. There's no doubt about it, there are grave problems that we face as a nation that should not and cannot be laughed at or laughed away. But does that mean that we must also approach every aspect of our daily lives with the same degree of seriousness and concern? We should, in short, put matters in a little better perspective. We honestly cannot compare the baby spilling his milk on a freshly cleaned floor with the current international situation. We cannot equate the over-done casserole with the crises facing our urban areas. We should not show the same concern over the plumber wiping his greasy hands on the best guest towels as we do over the possibilities of an outbreak of nuclear war.

Maybe it's time we all loosened up a bit in our approach to living. You can't buy genuine pleasure in life any more than you can buy happiness. The pleasure of life comes from living it and this can only be done on a day-to-day basis. How much satisfaction and pleasure we get depends on how we approach each day, putting things in perspective as we go along. If we are too serious about every aspect of a day, if we approach every challenge, whether it be earning a living or running a home, as a grim task that has been imposed upon us, then there isn't going to be much in it for us. We certainly won't be getting many laughs. And neither will the people around us.

There are many pleasures to be had out of life but most of them are exclusively reserved for those who find constant joy in just being alive.

HUBBARD COBB
EDITOR

There's more to music than meets the ear.

At Baldwin, we spend as much time pleasing the eye as we do the ear.

The result is the finest furniture you'll ever hear.

Take a good look at our beautiful wood finishes. Finishes that are elegantly sculptured. Then hand rubbed until they're smooth as glass.

This same meticulous care is carried through in every minute detail. In every Baldwin piano and organ.

What's more, you can choose from over 50 models. Decorator styles include Contemporary, Traditional, Mediterranean, French Provincial, Early American and many more.

But words really can't do them justice. You've got to see them for yourself.

Stop in at any Baldwin showroom.

And while you're there, ask for a free copy of our colorful decorator booklet. (House Beautiful magazine planned it for us.)

It's full of ideas on how to decorate your home with our music.

Baldwin

Yours free *at participating dealers through May 31st:*

This beautiful 14¾" high Lightolier "Baton" music desk lamp with rosewood base is yours with any new Baldwin piano or organ.

©1968, HALLMARK CARDS INC.

it's kicky! it's chic! it's paperfunalia!

"florescence" party fixings with fashions to match

Blazing, northern-light, neon-bright fun colors spark dazzling new designs on smart, round plates, round place mats—even round napkins. Everything matches for today's total look. Paper makes the party fun—the clean-up easy! "Florescence" is a new kind of party—a party with splash—that comes with not one but two paper fashions to match. Choose a swinging tent dress in smart mother-daughter styles or a chic jump suit. You make the party. Hallmark makes it a success! You'll find everything, including the fashions, now at fine stores that feature Hallmark cards.

Hallmark

fun for everyone...including the hostess

By Dorothy Lambert Brightbill

SOMETHING OLD, SOMETHING NEW TO EMBROIDER

Take your pick of a nostalgic Victorian or smart contemporary design—either can be used for a pillow or tray. Each finished needlepoint design is 13½x18½ inches. The Victorian flower motif has already been completed by expert needlewomen—all you do is complete the background. The contemporary design is stamped on canvas to be entirely embroidered by you. You receive wool yarn in colors shown, tapestry needle, color chart, and instructions for either design. The tray (also available in a kit) is smooth, clear-grain poplar, shaped and ready to assemble and finish. Size 16x20 inches (glass not included). See coupon below for prices.

Fill out coupon and enclose check or money order. New York State residents please add sales tax. Allow 3 to 4 weeks for handling and mailing. (Sorry we are unable to handle Canadian, foreign, or C.O.D. orders.) To avoid delays please indicate your zip code.

American Home, Dept. ANA, P.O. Box 8,
North Station, Yonkers, N.Y. 10703

I enclose $_____for item(s) checked below.

____Victorian wreath needlepoint kit ANA-176	$8.98
____Contemporary needlepoint kit ANA-177	6.98
____Precut, clear-poplar tray, 16x20 inches (glass not included), kit ANA/T	10.98
____Color catalog of available kits	.25

Please Print Name

Address

City State Zip Code

Photographer: Ray Woolfe

Priceless



Yours for the price of Duz!

Introducing the new Star Sapphire glass.
Finely tapered, blue tinted, starred base.
Elegant at any price, yours for the price of Duz.

First lady
in window fashions

Marie Graber, nationally recognized window decorating authority, presents the dramatic new Decorator Adjustable drapery fixtures. Here's high fashion styling with exciting antiqued colors that brighten your whole room setting. It's the perfect accent for all traditional and contemporary window treatments. Available at selected decorator dealers everywhere.

Graber DRAPERY FIXTURES, DEPT. 20, MIDDLETON, WIS. 53562

Please send me Marie Graber's "First Official Window Decorating Guide." I have enclosed $1.00.

Name_____

Address_____

City_____ State_____ Zip_____

By JEANNE LAMB O'NEILL

WALTZ OF THE FLOWER ARRANGERS

I don't know when I became a flower arranger. Sometime between my last diaper and my first house-and-garden tour, I'd venture. I know I wasn't born with a Hogarth curve in my mouth. I didn't instinctively crayon my first flower picture in a Japanese God-man-earth triangle. The truth is, for years I stuffed flowers into vases like clothes into the hamper. I thought the ultimate in floral splendor was a dozen two-foot glads in a three-foot vase. I thought the end-all in flower-arranging equipment was a little glass dome with holes in it. I wouldn't have dreamed of cutting the stems off flowers from the florist—and, if I didn't actually use the asparagus fern, I felt guilty about throwing it away.

Mind you, I'm not a bona fide, blue-ribbon arranger even now. I've never taken a flower-arranging course. I've never been to a flower-arranging lecture. I don't even belong to a garden club. I'm a flower arranger by dint of the long, loving hours I put in on the job. I don't know anything about ancient Japanese principles or mathematical ratios between container and arrangement, but I can spend a whole morning fussing over one bowl of zinnias—humming and snipping, squinting and squatting, poking and pirouetting, backing off and darting in, and circling round and round in my own peculiar tribal flower-arranging dance. You see, I only do one style of arrangement. I don't do pyramids, left triangles, right triangles, crescents, spirals, torches, rectangles, squares, or reverse curves. I just do rounds. No matter what I start out to do, I end up with a round, because I like rounds—especially since a florist told me low-massed rounds were very French. And don't think rounds are born in a day or, anyhow, an hour.

Don't think rounds are boring either. A huge-massed round of wildly colored zinnias doesn't look anything like a little prim round of snow-white pompons. And then there's the excitement of the two or three blossoms you casually drool over the edge. And, then, of course, there are the different containers.

Ah, the containers. That's when I knew I'd become a flower arranger—when I stopped using vases and started using containers. In the old days, I used to spend more time looking for a vase than I did filling it. Poor innocent! Flower arrangers don't use vases—they use chafing dishes, teapots, sugar bowls, soup tureens, wine coolers, goldfish bowls, gravy boats, coconut shells, and oil cans. Speaking of containers, it's not true that I only have one arrangement up my smock. I'm very big for baskets (the airy, informal, Jackie-Kennedy-type bouquets). Also buckets (preferably floor standing or hearth sitting and heaped with great, untidy displays). And apples. I'm wild about individual flowers at each place setting. And who knows, my pretty polished apples spiked with red mums or white daisies may go down in flower-arranging history.

It's interesting how flower arranging can change your life. Now, when I go to a dinner party, I don't give a hoot what the hostess is wearing or serving—all I want is a glimmer at her centerpiece. I don't say I'd drop a non-flower arranger like a hot pink plastic geranium, but I can't help loving a girl who grows little green zinnias just to match her dining room paper—or keeps anemones in the bathroom, even when company isn't coming.

Of course, as every flower arranger knows, the secret of arranging isn't an artistic eye, nimble feet, or even pretty flowers—it's a needlepoint holder. Equipment is what separates the flower arrangers from the vase stuffers. I used to dream of having my own flower-arranging corner with a niche for everything and everything in its niche—clippers, containers, florists' clay, florists' picks, florists' wire, chicken wire, Oasis, the works. Not any more. Now I want a flower-arranging house—just like the dear little sun yellow one I saw on a garden tour last spring. The lady's husband gave it to her for her birthday. And did you know I have one coming up in August?

Magee Ends An Early American Cliché

You see it in almost every Early American room: the rag rug. Or Williamsburg blue carpet. They're correct. But routine.

Be adventurous. You wouldn't have Early American furniture if you were humdrum. Pick a color as fresh as pumpkin. The pioneers used it.

Magee does, too. In The Flair of 1776 Group. Nubby tweeds and shaggy shags that almost look homespun. Colors that cast a rich glow. Yet so strong and rugged they'll stand up to anything. Thanks to Acrilan® acrylic fiber. Acrilan® is perfect for Early American rooms that are lived in—not just looked at. So be original. Add "Flair" to your home. They're made with the care Magee is known for.

ACRILAN® acrylic fiber by Monsanto

The Magee Carpet Company
Dept. M, 295 Fifth Ave., New York, N.Y. 10016
Please send me a Magee kit containing 12 3" x 5" carpet swatches of The Flair of 1776 Group. I enclose $2.00 for the set.

Name_____

Address_____

City_____ State_____ Zip_____

The Flair of 1776 Carpets by

Magee

How Can A Woman Meet Her Body's Iron Needs?



STOP BEING TIRED BECAUSE OF IRON-POOR BLOOD

You notice it day in, day out. You get up tired and go to bed tired. And you look as tired as you feel. Of course, there's no single reason for it . . . but if you're one of the 40 million women who have a regular period, you may lose much more blood-iron every month than you replace through the foods you eat.

Put Extra Iron In Your Blood

It is this loss of blood-iron that can leave you looking and feeling tired. Put extra iron in your blood by taking Geritol.

Now, the great majority of tired people don't feel that way because of iron-poor blood and Geritol won't help them, but it is a medical fact that many of the millions of people who have iron-poor blood are tired and need Geritol.

Works Through Your Bloodstream

Just two Geritol tablets, or two tablespoons of Geritol liquid, contain *twice* the iron in a pound of calf's liver. Geritol-iron enters your bloodstream carrying strength and energy to every part of your body. So, if iron-poor blood is making you feel tired, and even look tired, take Geritol. You'll feel stronger fast or money back from the makers of Geritol. Get Geritol, liquid or tablets, today. See for yourself why Geritol is America's number one tonic.

DECORATING NEWSLETTER

If you want your home to smell as good as it looks, follow the expert advice of Milton Taylor, manager of Caswell-Massey, New York City, said to be America's oldest pharmacy. "A wonderful, and very easy way to perfume a house is with essential oils. Paint or dab these essences on woodwork or behind closet doors. Even better, pour a few drops on asbestos rings we sell and attach to light bulbs. The heat of the bulb will release the perfume." The list of essential oils is long and intriguing—verbena, rose geranium, sandalwood, carnation, and mimosa, to name but a few. "Place jars and bowls of potpourri about the house if you want it fragrant at all times. Potpourri is a mixture of dried flower heads and petals. The larger your rooms, the more potent your potpourri must be; the more potent it is, the longer it will last. A good, strong potpourri should last for years. When it loses its scent you can revive it with a special oil, such as our No. 3 potpourri oil. Crushing and bruising the dried flowers with your fingers is yet another way of reactivating the mixture. Pomander balls are back in fashion but don't expect them to perfume a whole room. We recommend two to a closet and one to a bureau drawer."

Like so many young families we know, the Aaron Fleishers are house poor. They bought a huge, square Victorian mansion in Brookline, Massachusetts, and it's really more house than they can afford to furnish right away. So they specialize in inspired improvisations. Windows, and there seem to be a million of them, are simply curtained with strips of flat felt that manage to look a lot like expensive vertical blinds. Even more unusual: A family room window is done in two lengths of plastic tubing suspended from nylon fishline. Usually these tubes are sold as protective covers for golf-club handles—here they swing gently in the breeze like latter-day Chinese wind chimes. Antique sewing-machine legs, upended, make a wonderfully rococo-curvy railing for the cellar stairs.

A summery news note about window shades. Newest one, from Joanna Western Mills, looks like a sheer, see-through screening of white, vinyl-coated fiber-glass yarns. The Comfort Shade will let you look out but is opaque enough to afford privacy during the daytime. Will reduce heat and let breezes flow. Another innovation, also by Joanna, is turned wooden finial brackets to make the roller of an outside-mounted shade look like a decorative wood pole.

New word in your decorating vocabulary is monolithic—monolithic floors—and we predict you'll be hearing quite a bit about these poured, seamless floors in the months to come. Previewed three of them recently at Minnesota Mining headquarters. Translucent quartz granules are imbedded in resin bases for 3M's Color Quartz monolithic flooring. Firm's Seamless uses a pigmented urethane resin. Not yet on the market but coming soon is 3M's ceramic chip epoxy monolithic flooring. Advantages are ease of care (surfaces are nonporous), safety (surfaces are nonskid), indoor-outdoor application. None of the monolithic floors by Minnesota Mining is do-it-yourself—all must be installed by experts, either trained cement workers or trowelers.

Prettiest pastels ever coming on strong for spring. Previewed Bloomcraft's Frosted Look which really makes the pastel scene in a new way. Colors are appealingly fragile, feminine, ladylike almost. But don't let that scare you; they're also punchy enough to hold their own in the living or dining room. Even the bedroom—long the pastel preserve—is waking up to new colors. Stevens-Utica's Beauty Blend sheets vibrate in fresh, clear yellow, pink, limy green, melon-like orange, and lovely sky blue—never weak, and most becoming.

Vera D. Haber

Let your youngster see what great fun books can be

$14.00 worth of books for your child FREE!

JOE THE BEAR AND SAM THE MOUSE by Beatrice Schenk de Regniers, pictures by Brinton Turkle. Fun with two lovable characters who discover one thing they can do together — eat ice cream! Color illustrations. "Pure delightful fiction." — Scholastic Teacher. Publisher's price $3.50

OPEN YOUR EYES by Roz Abisch, pictures by Boche Kaplan. Tim and Ed play a wonderful color game on a rainy day at home. Your child can play the game too and discover the exciting world of color. "Enchanting and delightful." — Book Gleanings. Publisher's price $3.50

THE COOKIE TREE by Jay Williams, pictures by Blake Hampton. A delightful make-believe story about a mysterious tree that showers delicious cookies on children. "The story is good; the illustrations delightful." — Young Readers' Review. Publisher's price $3.50

OLD BLACK WITCH by Wende and Harry Devlin. Hilarious tale of a witch who lives in the attic of an old house. When a family buys the house and turns it into a tea shop, the witch helps out by making delicious blueberry pancakes. Many pictures. Publisher's price $3.50

Yes, TAKE ALL 4 BOOKS FREE

Directed by PARENTS' Magazine

with a trial enrollment in **PARENTS' MAGAZINE'S**

READ ALOUD AND EASY READING PROGRAM

Selected Picture and Story Books for Little Listeners and Beginning Readers

Most mothers and fathers frankly acknowledge that they haven't either the time or the perspective to choose precisely the right books for children not yet ready to read or who are just beginning to read. That is why parents are happily turning this problem over to the highly qualified editors of Parents' Magazine...by enrolling their youngsters in the Read Aloud and Easy Reading Program for Little Listeners and Beginning Readers.

Membership brings to your home each month an outstanding, carefully selected book which you may read to or along with your little one. Each book will charm and captivate your child—from its bright, colorful cover through its gaily illustrated pages, with a story appealing and understandable to even the youngest mind.

Save up to 50%—and more!

Besides the assurance of good entertainment, and the wonderful read-together sessions each selection provides for you and your child, you will be pleased by the savings on every book. Member's price is only $1.49 each (plus small mailing charge) for books regularly priced up to $3.95.

Mail postpaid card for introductory package

If your child is of "beginning reader" or "read to me" age, enroll your youngster now—and receive the introductory package shown above FREE, plus "Miss Suzy" as the first Program selection. You must be convinced of the pleasure and benefits this highly praised Program offers your child—or you may return the books in 10 days and owe nothing. Parents' Magazine's Read Aloud and Easy Reading Program, P.O. Box 161, Bergenfield, N. J. 07621.

PRAISE FROM KINDERGARTEN AND EARLY GRADE TEACHERS

Every year thousands of kindergarten and first and second grade teachers make a special effort to introduce their pupils' parents to Parents' Magazine's Read Aloud and Easy Reading Program. They like the quality of books offered through membership; they note the enthusiasm which greets each new book's arrival, and the beneficial effect on reading skills and general school work.

Good Housekeeping GUARANTEES REPLACEMENT OR REFUND TO CONSUMER

America's leading artists for children illustrate Read Aloud Books.

YOUR CHILD'S FIRST SELECTION... A BOOK CITED AS "OUTSTANDING"

The New York Times selected "Miss Suzy" as one of 75 outstanding books for little boys and girls. It will win your child's heart! Written by Miriam Young and illustrated in color by Arnold Lobel, it's all about a lovable gray squirrel, chased from her home by some mean red squirrels, who is finally rescued by a band of brave toy soldiers. Publisher's price $3.50 . . . only $1.49 to members.

IF CARD HAS BEEN REMOVED, MAIL THIS COUPON

Parents' Magazine's
READ ALOUD AND EASY READING PROGRAM, Dept. QO
P.O. Box 161, Bergenfield, New Jersey 07621

Please enroll the child named below as a member. In accordance with your offer, please send FREE as an enrollment gift, the four books **"Joe the Bear and Sam the Mouse," "Open Your Eyes," "The Cookie Tree"** and **"Old Black Witch"** worth $14.00. Also send the book **"Miss Suzy"** as the first Program selection, billing me the membership price of only $1.49 (instead of the regular $3.50 price) plus a small mailing charge. If not thoroughly pleased, I may return all the books within 10 days and owe nothing. Otherwise, you will send a new book each month at the same price. I may cancel membership any time after the child has received four monthly selections.

Child's Name..... Age..... Boy ☐ Girl ☐
(PLEASE PRINT)

Address.....

City & State..... Zip Code.....

Signature of Parent or Donor.....

Canadian orders will be shipped from Canada at a slightly higher price.

R23-C

Gather 'round for party fun under a giant canvas circle. Your canvas dealer has standard hardware for 9-foot circles to be made up in any color.

Set up your next backyard buffet under a great curve of canvas (7½′ x 7½′). Add matching cotton canvas cushions and you have a bench-cooler for poolside or patio. Ving Smith design as seen in Good Housekeeping.

It's canvas blossom time!

Patio awning available as a packaged unit in many standard sizes and in your choice of cotton canvas. Goes up fast; stores easily in winter. For still greater design freedom, have awning custom-made.

And there are more new canvas colors and shapes than you ever dreamed of. Pick yours early from a bunch of beautiful designs in a new 16-page color booklet waiting for you at your awning maker's. Ask him for a copy of "31 Wonderful Ways with Canvas," or send in coupon below with 25¢. Canvas Awning Institute. In cooperation with National Cotton Council and Cotton Producers Institute.

Canvas Awning Institute, Inc.
P. O. Box 12287XN, Memphis, Tenn. 38112

Enclosed is 25¢ to cover cost of 16-page Idea Book on shading and decorating with cotton canvas.

Name_____

Address_____

City_____

State_____ Zip_____

Here's where to buy canvas sunshades

ALABAMA
Birmingham — Cain Awning Company
Mobile — Canvas Products Co., Inc.

ARIZONA
Phoenix — Victory Tent & Awning Co.

CALIFORNIA
Mountain View — Altos Awning Company
San Francisco — Sullivan Awning Co.
South San Francisco — Stuart-Sauter Company
Van Nuys — Van Nuys Awning Company, Inc.

COLORADO
Denver — The Colorado Tent & Awning Co.
Denver — Schaefer Tent & Awning Company

CONNECTICUT
Bridgeport — Josephson Bag & Canvas Co., Inc.
New Haven — Cunningham & Upson, Inc.
New Haven — New Haven Awning Co., Inc.
New London — Bailey & Staub, Inc.
West Hartford — Dahl & Johnson
Port Chester, N.Y. — Port Chester Shade & Awning Co., Inc.

DISTRICT OF COLUMBIA
Washington — The Hecht Company
Washington — Washington Shade & Awning Co.

FLORIDA
Ft. Lauderdale — Hoover Canvas Products Company
Holly Hill — Collins Aluminum & Canvas Products
Miami — Thomas Awnings by Dade Canvas Products
Tampa — Creighton Bros. Awning Co., Inc.
West Palm Beach — American Tent & Awning Company, Inc.

GEORGIA
Augusta — Bailie's Custom House
Macon — Macon Tent & Awning Co., Inc.
Tennille — Washington Manufacturing Company

ILLINOIS
Chicago — Ahnell-Boyd and Gould-Hyde Park
Chicago — Smith-Olson Awning Company
Danville — Danville Tent & Awning Company
Des Plaines — Carstens Awnings
Evanston — Evanston Awning Co.
Galesburg — Galesburg Canvas Products
Oak Park — Williams Awning Company
Peoria — Peoria Tent & Awning Co.
Springfield — Armbruster Mfg. Company

INDIANA
Indianapolis — Thorp Awnings Inc.
Lafayette — Lafayette Tent & Awning Co.
Muncie — McCarthy's Muncie Tent & Awning Co.

IOWA
Cedar Rapids — Cedar Rapids Tent & Awning Company
Davenport — Kress-Davenport Tent & Awning Co.
Des Moines — Acme Tent & Awning Co., Inc.
Fort Dodge — Burch Manufacturing Company, Inc.
Fort Dodge — Hawkeye Awning & Dist. Company
Sioux City — Sioux City Tent & Awning Co.
Waterloo — Waterloo Tent & Awning Co., Inc.

KANSAS
Wichita — Wichita Ponca Canvas Products, Inc.

KENTUCKY
Covington — Covington Awning & Roofing Co., Inc.
Lexington — The Durawear Company
Lexington — Southern Tent & Awning Company

LOUISIANA
New Orleans — Foster Company

MAINE
Portland — Leavitt & Parris, Inc.

MARYLAND
Baltimore — Baltimore Shade & Awning Company
Baltimore — Gardenville Awning Service
Baltimore — F. M. Stevenson Company
Bethesda — Bethesda Shade & Awning Shop, Inc.

MASSACHUSETTS
Boston — Dorchester Awning Company, Inc.
Salem — Pelletier Shade Company, Inc.
Worcester — Worcester Awning Company

MICHIGAN
Dearborn — Quality Awning & Construction Co.
Detroit — Acme Tent & Awning Company
Detroit — MacKenzie Awning Company
Grosse Pointe — Belle Isle Awning Company
Lansing — Quality Awning Shop
Muskegon — Muskegon Awning & Mfg. Co.
South Lyon — Kelley Canvas Company

MINNESOTA
Minneapolis — Hoigaard's Inc.
St. Paul — J. W. Hulme Awning & Shade Co.

MISSOURI

Jefferson City ..... Wallau & Schnieders
Kansas City ..... Capco Manufacturing, Inc.
Springfield ..... H. B. Wall & Sons
St. Louis ..... Central Tent & Awning Co., Inc.
St. Louis ..... Dillmann Awning-Decorating Co.
St. Louis ..... Jefferson Tent & Awning Co.

NEW JERSEY

Englewood ..... Home Awning & Shade Co.
Fairfield ..... Caldwell Awning & Shade Co.
Kearny ..... Acme Awning & Shade Co.
Morristown ..... Geo. Green & Son
Perth Amboy ..... Carr Awning & Blind Company
Plainfield ..... Laggren's
Red Bank ..... Standard Awning Company

NEW YORK

Auburn ..... Smith Awning & Tent Company
Binghamton ..... Eureka Tent & Awning Co., Inc.
Bronx ..... Bronx Window Shade & Awning Co., Inc.
Buffalo ..... Buffalo Awning & Tent Mfg. Co.
Buffalo ..... Kohler Awning, Inc.
Elmira ..... Raplee Awning Mfg. Co.
Irvington-on-Hudson ..... Elliot Company
Lawrence, L. I. ..... S. L. Doery & Son, Inc.
Mamaroneck ..... Acorn Shade & Awning Mfg. Co.
New York ..... Jensen-Lewis Co., Inc.
New York ..... Reeves Brothers, Inc. Vivatex Div.
Port Chester ..... Port Chester Shade & Awning Co., Inc.
Rochester ..... J. E. Field Corporation
Yonkers ..... Yonkers Shade & Awning Mfg. Co.

NORTH CAROLINA

Charlotte ..... Austin Cushion & Canvas Co., Inc.
Charlotte ..... Sunset Awning Company
Hickory ..... Annas Awning & Canvas Company, Inc.

OHIO

Akron ..... South Akron Awning Co.
Cincinnati ..... The R. J. Patton Company
Cincinnati ..... Queen City Awning & Tent Co.
Cleveland ..... The Astrup Company
Cleveland ..... Ohio Awning Company
Columbus ..... East Side Awning Mfg. Co.
Columbus ..... O'Neil Awning & Tent, Inc.
Dayton ..... The Glawe Awning & Tent Co.
Sandusky ..... Pfefferkorn Awning Company
Springfield ..... Suncraft Products, Inc.
Tiffin ..... C. G. Meyer & Son

OKLAHOMA

Tulsa ..... American Canvas Manufacturing Co.
Tulsa ..... Eagle Tent & Awning Company

OREGON

Portland ..... Fishel's Awning Co.
Portland ..... North Coast Canvas Products Co.
Salem ..... Salem Tent & Awning Co.

PENNSYLVANIA

Allentown ..... Hottinger's
Erie ..... Guy E. Allen & Sons
Lebanon ..... Warren Folmer
New Castle ..... General Seat Cover & Awning Co.
Norristown ..... E. R. Schantz, Inc.
Philadelphia ..... A. L. Sereni & Company
Pittsburgh ..... A. Mamaux & Son
Pittsburgh ..... Mt. Lebanon Awning Co.
Pittsburgh ..... Musick Canvas Products
Shillington ..... Walter S. Strause
York ..... York Tent & Awning Co., Inc.

TENNESSEE

Memphis ..... Mahaffey Brothers Tent & Awning Co.

TEXAS

Dallas ..... Anchor Awning Mfg. Co.
Dallas ..... Childres Canvas Products, Inc.
Dallas ..... Clanton's Quality Awning Co.
Houston ..... W. K. Hill Awning & Tent Co.

UTAH

Ogden ..... Hoxer & Sons Decor Awnings & Upholstery
Salt Lake City ..... Smith & Adams Company
Salt Lake City ..... Sugar House Awning & Paint Co.

VIRGINIA

Newport News ..... Wilson Awning Company
Norfolk ..... Hogshire Tent & Awning Mfg. Co., Inc.
Richmond ..... Capitol Awning Company
Richmond ..... C. B. Norvell Awning Co.
Roanoke ..... Sunnyside Awning & Tent Co., Inc.
Winchester ..... E. W. Armstrong Company

WASHINGTON

Seattle ..... Camp Lewis Tent & Awning Company
Yakima ..... Sarg Hubbard's Yakima Tent & Awning Co.

WEST VIRGINIA

Huntington ..... Huntington Awning Company

WISCONSIN

Appleton (Fox Cities) ..... Appleton Awning Shop
Manitowoc ..... Dow Canvas Products, Inc.
Milwaukee ..... IGL Awning & Tent Co.
Milwaukee ..... Laacke & Joys Company

PUERTO RICO

Hato Rey (Industrial Center) ..... Nin Industries, Inc.

CANADA

For names of Canadian dealers write Canvas Awning Institute, Box 12287 Memphis, Tenn



HOW TO BUY LAMPS

A lamp is to light. It is primarily a functional not merely a decorative object. It should blend pleasantly with the overall room scheme and should not compete for attention or be obtrusive. Of course, as we mention later, there are lamps that are intended to be more decorative than useful, but these are for fun—once you have resolved your basic lighting problems.

Before buying a new lamp analyze what its job will be. Ask yourself just what you want it to do—that's function. Do you want a lamp for general illumination or for direct lighting—a reading lamp, a sewing lamp, a desk lamp? Height has much to do with function in this context, and so have the type and material of the shade.

SCALE AND SHAPE

In choosing a lamp, scale is also important—the relationship of height and bulk to the surrounding area. For example, on matching end tables a tall lamp may look smaller than a squatter, heavier lamp does simply because its base is narrower. Of course, a lamp will be badly scaled in itself if the shade is either too large or too small for its base. More frequently, though, a lamp looks badly scaled in proportion to the space it is intended to fill or to the piece of furniture it stands on.

So before you buy, visualize its shape on top of the table or other piece of furniture where it will be placed. Unless you do this you may have a chunky, mushroomy lamp sitting awkwardly on a slender, elegant table, or an attenuated, slim lamp lost on a massive chest.

STYLE

You'll have an easier time shopping if you know the style of lamp you want. Consider the style of the room where the lamp is to be. Is it Early American, American Modern, Scandinavian, Mediterranean, French Provincial, or eclectic (a mix of traditional and modern styles)? When buying a lamp for a traditional room, remember that electricity is a relatively modern invention, so don't expect to find authentic reproductions of period lamps. Whatever the style, look for models that have the feeling and spirit of the style you want. This may be a matter of material, of color, of shape, or of design motifs.

SIZE

Desk lamps are generally about 21 to 24 inches high. No matter how high the lamp, the bottom of its shade should be no more than 16 inches from the top of the desk.

When selecting a lamp for a side table, measure the height of the table, subtract this amount from 42 inches (the approximate height of a seated person), and the remaining figure should be the height from the lamp base to the bottom rim of the lampshade.

LAMPSHADES

There is a general rule for determining the size of a shade—the height should be equal to two thirds the height of the base.

Shapes vary from drum to cone, from almost straight sided to a 40-degree angle. Shade shape is primarily a question of current fashion and the trend now is toward the cone-shape type with slanted sides made of pleated paper. Colored and white opaque paper shades are also new. The opaque shade casts a concentrated light above and below the shade.

The translucent shade lets light filter through the sides as well as beam out top and bottom. The string shade, another innovation, falls into this category. It is made of white, beige, or colored string wrapped over a wire frame lined with a translucent material and looks best with contemporary bases.

No matter what shade you prefer, be sure the bottom diameter is at least an inch wider than the top diameter. And if it's a reading lamp, be sure the lampshade has a bottom diameter of at least 16 inches so that the spread of light is wide enough to read by.

FLOOR LAMPS

With floor space at a premium, floor lamps are enjoying a revival. Because a floor lamp can replace an end table and can easily be placed between two chairs or next to a chair, it often saves money as well as space.

Floor lamps are available with one or more globes or with shades of various sizes. The shaded floor lamp is best suited for reading. The globe type, because of its indirect light, is best for general lighting.

Another type of floor lamp consists of a five-foot paper shade covering a fluorescent tube. It is very effective for general lighting. There is also the torchère, a floor lamp with a shade shaped like a V that throws light up at the ceiling and spreads reflected light around the room. It can stand alone and it looks well in a corner, adding interesting shadow patterns to the walls and ceiling. It's an unobtrusive way to light an area.

Floor lamps also come fitted with small tables. The tabletop should not be less than 16 inches in diameter or it would be too small to be functional.

HIGH-INTENSITY LAMPS

The high-intensity lamp is the miniature that has become so popular in the last few years. It's the lamp you can carry easily from one work area to another. You can adjust the height of the arm and swivel the light to the exact spot where you need it. It's a highly functional task lamp, excellent for reading, sewing, and other close work. When buying this type of lamp be sure it's a high-intensity lamp (strong light focused on a limited area) not just a small lamp.

ACCENT, SMALL, AND BARE-BULB LAMPS

There are many new accent lamps on the market today. They are intended to highlight a specific item—a painting, sculpture, plant—and effectively spotlight anything you may want to accentuate.

A new category of lamps being developed is the small lamp. Their function is to be decorative and to create a mood. Most are no bigger than a foot high, including the shade, and can look charming on a high chest of drawers, on a bookshelf, or on a table in a foyer.

The exposed or bare-bulb lamp is a recent design introduction. It consists of a simple base and an unshaded, large bulb that can be red, blue, green, or yellow, as well as white. They give off little light but they add a lot of color and are fun to have around.

PRICE

Well-designed table lamps start at $15 and keep going. The average is about $35. Starting prices for small lamps are about $20; accent lamps, $10; high-intensity, $12; floor lamps, $35; and shades, $5 to $20.

THE KID-CUSHIONED FLOOR™

(It's a beauty)

Introducing: The Kid-Cushioned Floors.

What do we mean by Kid-Cushioned?
Beauty that's more-than-skin-deep.
You see,
Kid-Cushioned Floors
aren't just
plain, ordinary vinyl.
Not just cushioned vinyl.
But *improved*
Congoleum-Nairn
cushioned vinyl.

Improved with extra vinyl
to cushion its beauty
against the beating
that floors take from kids
.. *better than other floors.*
They have the-cushion-in-the-middle.
...the-cushion-with-the-memory.
So when your children jump-up-and-down,
kick,
slam,
bang,
rassle
and rough-house,
the cushion "gives".
Then remembers.

And bounces back to its original beauty.

How's 130 for choice?

That's right,
there are 130 Kid-Cushioned Floors.
130 carefree cushioned vinyls
that can take a beating
...without showing it.
130 fearlessly fashionable
color-pattern combinations
for families.
Far more than any other brand.

Scuffs? Scratches? Marks?

Forget 'em!
Our vinyl is tougher.
Because it's thicker.
Thicker, tougher vinyl to
stand up to
cowboy boots,
tricycles, trains
and *spike heels:*
to stay looking like you bought
it to look...longer.

◀ Persian Tile™, *Spring® Luxury Cushioned Vinyl: Terracotta.*

Spills? Dirt? Accidents?

Forget about *them*, too.
Kid-Cushioned Floors
come clean fast!
Household spills can't be
absorbed on our textured
surface. So accidents
wipe up quickly. Easily.
(No special cleaning
techniques are needed!)

"My, what a warm, quiet room..."

It's true:
Kid-Cushioned Floors
help make rooms
warmer and quieter.
The cushion-in-the-middle does it.
It insulates.
Helps shut out cold and kill chill.
Helps absorb and deaden sound.
(How nice on your nerves!)

"...the floor must have cost a fortune!"

Shhhh...
Don't tell the truth.
Though Kid-Cushioned Floors do all we say
they do...they never cost more
and *usually much less*
than their imitators.

How come?

Because we
invented & perfected
cushioned vinyl.
And hold the only patent.

MOTHERS BEWARE:

There's only one
KID-CUSHIONED FLOOR.
Only one place to get it.
Only one man to talk to...
Take a walk and talk to your
Congoleum-Nairn Dealer.
(You'll find him in the Yellow Pages.)

FREE:

"50 Kid-Cushioned Decorating Ideas!"
16 full-color pages of decorating
ideas to help make your home a beauty...
that can take a beating. Write
Congoleum-Nairn, Box 171, Kearny, N.J. 07032

Copyright 1968, Congoleum-Nairn Inc.

Congoleum-Nairn

Here are 8 more Kid-Cushioned Vinyl Floors. (We don't have room to show the other 122.)



Casa Grande®

Georgian Marble™

Bellaire™

Roman Accent™

Navara™

Belmondo™



Village Square™

Colonnade®



GROW YOUR OWN VEGETABLES—AND WIN

The smell of a freshly dug garden after the rain, the sun warming your bones as you work, the chance for you and your children to dig into the earth and watch things grow, and most of all, the sweet taste of freshly picked crops: these are the joys of vegetable gardening. Something about our packaged, mechanized world makes us crave contact with the earth. Perhaps it's because civilization began with the planting of a seed. And in spite of our modern hybrids and techniques, the cycle remains the same: sow, cultivate, harvest. Only the motivations are different, because most of us don't have to grow our own food. We indulge in it as a hobby for the rewards of the harvest. The garden shown here is at the home of Mr. and Mrs. Albert D. Farwell of Lake Forest, Illinois. In addition to vegetables and herbs, Mrs. Farwell has several fruit trees, grows grapes and berries, and keeps bees. Her flower beds contain perennials and annuals, as well as vines and flowering shrubs. When we photographed her garden last July, the cabbage, corn, and herbs were thriving. If you would like to grow vegetables, turn to page 124 for some helpful tips.

The vegetable garden is bordered by perennial beds. A mock orange hedge separates it from the herb garden (below). Looking down a row of corn, (above) you can see the straw mulch, put down in early summer. Mrs. Farwell believes mulching "saves 50 percent of garden work." Soybeans are planted next to corn on the theory that corn has an affinity for soy plants, is benefitted by their presence.

Mrs. Farwell raises herbs for decorative values as well as for salads, teas, and gourmet cookery. The bright red flowers are bee balm (Monarda didyma). An herb used by the Indians, and later the Colonists, for making tea, it's also known as Oswego tea. The bright green plant is fernleaf tansy (Tanacetum crispum) used as a tea for backache! Aloe vera, once used to heal burns, and now a face-cream ingredient is also grown here.

Photographer: Harry Hartman Information: Jessie Walker

Which dish would you rather serve dessert in?

Look—
even clean water
lets spots form.

But Cascade
in your dishwasher gets
dishes amazingly spotless.

This one, of course, because Cascade washed it so spotless!

Cascade eliminates drops that spot.

Only Cascade has Chlorosheen. In your dishwasher, Cascade—with exclusive Chlorosheen—makes water flow off dishes in clear sheets. Whoosh! Drops that spot don't form. Your dishes dry wonderfully free from embarrassing spots. So when you use Cascade—the best dishwasher detergent you can buy—you get what you'd expect. Shining dishes. Shining glasses. Shining silver. Now serve that dessert with pride. You're ready. And so are your dishes. Spotlessly ready, because you use Cascade!

Just everyday things.
Made beautiful by Stevens.

Beautiful Things for the Home:
Stevens Paisleys, Posies, Parallels and Planets Beauti-Blend sheets.
Prints that are at home in every bedroom. Practical, too:
Because they're no-iron 50% cotton, 50% polyester.
Fitted bottom sheets with Stevens Exclusive Stretch Corners™.
For the store nearest you call any hour,
any day at no telephone charge: (800) 243-1890.
In Connecticut call collect: 325-4336.
J. P. Stevens & Co., Inc.
New York, N. Y. 10036.

Forstmann® blankets,
Gulistan® carpets,
ready-made draperies,
Stevens Fine Arts Collection™
sheets and towels,
and Utica® sheets, towels,
and bath rugs:

JUST EVERYDAY THINGS FOR THE HOME MADE BEAUTIFUL BY

Stevens





Photographer: Charles Pearson Architect: Anderson & Bell Builder: Swanson-Dean Landscape: Chaffee Zumwalt

House, set among tall trees, looks like part of the land. Exterior siding is dark-stained cedar plywood with rough-sawn finish and fir batten strips. Trim is charcoal-stained Douglas fir. Careful detailing in fence and overhanging rafters adds textural interest to house. Garage is separate, joined by fence, which encloses yard area, makes it seem part of house.

NEW APPROACH TO HOME BUILDING

At last somebody has done something to simplify the involved and exasperating process of having a house built. If you want your own house, but don't want to buy in a development or if you have your own lot, the choices open to you are limited. 1) You can hire an architect, the most satisfactory but most costly and lengthy method. 2) You can buy a stock set of plans and find a builder to work from them. 3) You can go to a small custom builder and have him supply plans and house. This last arrangement usually offers the most limited choices of designs and the greatest chance of grief. That is until now. Now it is possible to obtain from a small local builder many of the advantages of dealing with a developer or an architect.

We like the idea the Weyerhaeuser Lumber Company has come up with. Their Registered Home Program provides architectural, decorating, and financial services as well as long and worthwhile warranties. Shown here is the Panorama II model, one of 50 architect designs available under the program. Built outside Seattle, Washington, it exemplifies the high quality of design that is available. Not evident but just as important are the other facets of the program. One of the most important is that 90 percent financing is available through a second mortgage arrangement. Usually this kind of financing is only seen in development housing. Another factor is a one-year warranty against defects in materials and workmanship given by the builder and a Weyerhaeuser warranty of 20 years on their siding, paneling, and lumber products. For further information, see page 90.

(continued)

FIVE MILLION DOLLARS WORTH OF CHEVROLET CHEVROLETS!

1400 BRAND-NEW CARS! 400 CORVETTE STING RAY CONVERTIBLES! 400 CAMARO "HUGGER" CONVERTIBLES! 200 IMPALA SPORT COUPES! 200 CHEVELLE MALIBU SPORT COUPES! 200 CHEVY II NOVA COUPES!

All with 8-cylinder engines, automatic transmission, power steering, push-button radio, white walls!
PLUS 100,000 2-record "BROADWAY MELODIES" Record Albums to runner-up winners!

The Longines Symphonette invites you to listen

FREE

to the mellow, moody "Big Band" living music of today's most popular performances!

The incomparable composer-conductor

Bert Kaempfert

presents his own Grammy-Award winning

STRANGERS IN THE NIGHT

and 49 more of his greatest hits. Conducted by Kaempfert himself, this soaring music is a voyage of discovery into the tenderest of memories, the richest of emotions!



LISTEN FREE TO THE MOODY POPULAR MASTERPIECES THAT CHANGED THE SOUND OF AMERICA'S "BIG BANDS"... AND TOUCHED THE HEARTSTRINGS OF LISTENERS THROUGHOUT THE WORLD!

"Strangers in The Night"..."Spanish Eyes"..."Danke Schoen"... are just three of Bert Kaempfert's own songs you will discover in this brilliant new Longines Symphonette Treasury. Best of all, the composer himself uses his own fabulous arrangements as he directs the orchestra . . . the result is the famous new sound of the mellow "Big Band" brought up to date!

Old favorites have been touched with the Kaempfert magic, too. The sentimental trumpet weaves its nostalgic spell around "Take the 'A' Train"..."Maria Elena"..."Red Roses For A Blue Lady" and many more!

TAKE YOUR FREE RECORD ALBUM JUST FOR LISTENING! NOTHING TO BUY!

That's right! As always, we want you to listen and enjoy these five brilliant GOLD MEDAL recordings before you decide to invest. If you are not enthralled, delighted, in fact ecstatic about the special Bert Kaempfert sound and musical touch, then return the Treasury and owe absolutely nothing! And you keep the FREE record album no matter what you decide. Bert Kaempfert's songs are *without question* the most listenable, danceable, enjoyable music for every occasion you have ever heard! The records themselves are manufactured to the famed GOLD MEDAL standards of The Longines Symphonette Society, for more than 32 years one of the nation's most famous musical institutions!

HOW TO GET YOUR FREE RECORD ALBUM WITHOUT SPENDING A PENNY OF YOUR OWN MONEY!

Simply return the postage-paid card or coupon —we'll send you your FREE record album "Sweet and Gentle", to keep forever, along with the five record Bert Kaempfert Treasury, "Strangers in the Night". You listen FREE for 10 days to the five-record Treasury and then you may return it and owe nothing. Decide to own the Treasury—and send just $5 a month until the modest price is paid! You risk nothing—but have a fabulous opportunity to hear FREE, music that will quickly become your favorite "sound". Just mail the card or coupon today!

Here are just a few of the 50 great selections

- Spanish Eyes
- Cotton Candy
- Bye, Bye Blues
- Remember When
- Hava Nagila
- Blue Midnight
- Besame Mucho
- Cha Cha Brazilia
- Love Comes But Once
- Java
- Marjoram
- Mambossa
- Maria Elena
- Say Si Si
- Strangers In The Night
- Sweet Maria
- I Can't Give You Anything But Love
- Good Night Sweet Dreams
- Mambo Mania
- Danke Schoen
- I'm Beginning To See The Light
- Hold Me
- The Breeze And I
- Star Dust
- Red Roses for a Blue Lady
- Rose of Washington Square
- Three O'Clock in the Morning
- A Nightingale Sang in Berkeley Square
- Rose Room
- Once In a While
- The White Cliffs of Dover
- Poinciana
- La Cumparsita
- Wiederseh'n
- Let a Smile Be Your Umbrella
- ...and many more, 50 in all!

FREE ALBUM

Bert Kaempfert's "Sweet and Gentle"

10 all-time great Kaempfert renditions are yours to keep—even if you return the five-record Treasury. Such great melodies as "Autumn Leaves"..."When You're Smiling"..."The White Cliffs of Dover"..."Let A Smile Be Your Umbrella" and six more. Each is familiar and fabulously performed with a dash of the Kaempfert magic. It is your gift, just for taking the time to listen to the five-record set.

just **$5** a month

or $14.98!

Stereo Edition less than 38¢ a record more, a rare value.

MAIL POSTAGE-PAID CARD OR COUPON TODAY!

The Longines Symphonette Society

Symphonette Square, Larchmont, N. Y. 10538

YES—Please send my FREE "Sweet and Gentle" Album along with the five-record Bert Kaempfert Treasury for FREE 10-day trial. If I am not delighted, I may return the five-record Treasury and have no further obligation. Otherwise I send just $5 a month until only $14.98 (plus modest postage and handling) is paid. I keep FREE Album no matter what I decide.

Please check one: ☐ High Fidelity ☐ Stereo (just $1.88 more)

☐ Mr.
☐ Mrs.
Name ☐ Miss _____
(Please Print)

Address _____

City _____ State _____ Zip _____
01 02 10290-002

☐ NO—Do not send FREE record, but tell me if I have already won. I have copied number from card bound-in to this magazine.

Here is My Number _____

©C.S. Inc. (Please print carefully) 10290-002

How sweepstakes works...The Longines Symphonette® has reserved the described gifts for holders of lucky numbers, selected by electronic computers under the direction of the D. L. Blair Corporation. Each Lucky Number entry submitted by an adult 21 years or older will be checked against the official list of winning numbers. Employees of The Longines Symphonette® and its affiliates, or persons less than 21 years of age, shall not be eligible. Your entry must list the official lucky number, and must be checked YES or NO. Entries must be received by December 31, 1968. This sweepstakes is subject to all Federal, State and Local regulations. Prize winners will be notified by mail. If you send a self addressed stamped envelope, a representative list of prize winners will be sent you. Unless you return your Lucky Number, you will be giving up your chance to win valuable FREE prize. Winning Lucky Numbers must be returned before prizes can be awarded.

How to redecorate any room in your home for under $100

Maybe you've got a room or two going kind of "blah" on you.

But haven't got a small fortune handy for new furniture, rugs, drapes or repainting.

There's a quick, painless, inexpensive way to bring fast, fast relief to tired rooms.

Lighting fixtures.

From Progress Lighting. World's largest manufacturer of lighting fixtures for the home.

New fixtures and chandeliers — and new ideas in lighting — can change the appearance of a room as easily as you change your mind. And give you better lighting where you need it.

Take a good look at some of those old fixtures that came with your home or apartment. Isn't it time for a change?

Whether you choose one new fixture for $10, or beautifully styled Progress chandeliers up to $200, nothing else so inexpensive can make such a dramatic difference in your home.

One idea is this Progress Tiffany model, (under $100). Try it where you wouldn't expect it to be. At one end of a sofa, for instance. Over an end table. Above a cocktail table. In a library, kitchen, den or bedroom.

Visit a Progress showroom for hundreds of other ideas. The lighting experts there will show you a whole new approach to lighting and decorating your home.

The easy way.



Think of this chandelier in the foyer, bedroom, dining room, or a living room corner. Once you think about it, there's no end to the possibilities. About $75.



Or try these Vanity lights. Brightest way for him to shave; for her to make-up. They'll beautify a bathroom, dress up a bedroom or foyer, as well. Use one strip, a pair, or three (4 or 6 bulbs to the strip). About $100 for the three shown here.

Look in the Yellow Pages under "Lighting" for the Progress showroom nearest you.



progress®
LIGHTING
Division of Lighting Corporation of America
Philadelphia, Penna. 19134
LCA

MONEY MANAGEMENT
By MARY FEELEY

WHEN YOUR TAX RETURN IS QUESTIONED

Suppose your income tax return is checked for audit? What do you do? What do they do? And who are "they"?

"They" are the Internal Revenue Service, of course, whose job it is to question all items of income and deduction appearing on your tax return.

Computers today are reviewing more and more individual returns so that a greater number than ever are being selected for audit. Not all the reasons for an audit are complicated and/or alarming, so there is no cause for panic.

The most common reason for an audit lies in the column of deductible items on your income tax form. This is the area of closest scrutiny. You may have deducted the partial support of your mother, who does not live with you, or the cost of the license for your dog, who does. An unusually large medical deduction or whopping sales tax deduction will be questioned, and you will be expected to produce documentary evidence to back up your figures, so be prepared to defend yourself.

Keep in mind that your Government is interested in determining and collecting only the correct amount of tax you owe by law. No more, no less. But the law is subject to different interpretations. Your interpretation may be entirely different from the IRS interpretation, but in the last analysis, yours may be the correct one.

If you do receive notice of an audit in order to verify your tax liability, where do you turn and what do you do?

Within the Internal Revenue Service, there are three steps, three plateaus, you may take to settle this matter.

STEP ONE

The first step is an audit with an examining officer, in person (or by correspondence), during which he will spell out for you those items on your tax form that he thinks need verifying. Either you can produce the proper papers for verification or you can't. After the audit he will then recommend an adjustment, if one is necessary. If you are satisfied with his decision (whether it is in your favor or not) you sign a waiver for the adjustment in your tax liability as a result of this examination. If you owe an additional tax, you will be charged 6 percent per annum interest on the amount, starting April 15th. If you are to receive a refund, you will receive 6 percent interest on that amount. All this is based on the assumption that you completely agree with the decision arrived at by the examining officer.

Assuming that you are not in agreement, what happens then? The examining officer will explain your rights of appeal. This is the second step of operation within the IRS called the District Audit Division Conference.

STEP TWO

A request for this conference is usually granted immediately and you won't have to bother with a formal written request. You will have to file a protest, however, if the amount of money involved as a result of the above examining officer's decision exceeds $2500 above or below your tax liability. At this point you will probably wish you had an accountant to handle all these details for you. If you have you are fortunate because he is informed in these matters, and knows your rights as a citizen. What's more, he's not as emotionally involved as you. After all, it's not his money! But he does know the tax laws and the tax language, and he can appear at the conference with you. If you do not have a regular accountant or a tax lawyer, it's not too late to engage the services of one if you think it is necessary. You and you alone are still responsible for all the information you have reported on your tax form. The IRS officers are there to protect the government's interest. An accountant is there to help you protect yours.

At the district conference you (or your accountant) will be given a chance to present the facts of your case, documentary evidence, and your reasons for protesting the examining officer's decision. If you reach an agreement, you go through the same procedure (continued)

Maybe you'll decide against red with green trim. But Stanley thinks you should have the choice.

Maybe you'd prefer burgundy. Or a jade-green that lets the wood grain show through. Maybe what you really want is a burnt orange room divider. Maybe not. But if you want a credenza to match your carpet, we think you should have it. That's why we make furniture in shades of blue, celery, apple green, moonstone, primrose, and dozens more. More colors and finishes in fact than anyone else. If you'd like to see them, send $1.00 for brochures to Pat Parker, Dept. AH-84, Stanley Furniture Company, Stanleytown, Virginia 24168.

We try to finish furniture as though different people had different favorite colors. The Stanley Furniture Company.

STANLEY

outlined above. You sign a waiver of consent to the adjustment in your tax. Or perhaps your tax return has been accepted as filed and nothing has changed. All well and good, and the matter is closed.

But, and here we go again, what if you do not agree with the conference findings? And you may not. The Internal Revenue Code contains over a thousand pages of tax laws, and countless court rulings with supplemental regulations. Your particular case may be so particular that it requires a new ruling! Let's discuss some typical cases that were subject to audit by the IRS:

Case A: You have an overweight teen-ager who is a real medical problem because of her obesity. You send her to a special camp for overweight children on your doctor's advice and recommendation. This is a very special camp with attendant doctors and psychiatrists, individual diet charts, prescribed exercise, and rest. You deduct the cost of this camp because your doctor considered it necessary to your daughter's health and welfare. The agent didn't agree. You win your point by producing the doctor or his sworn testimony stating that he had prescribed the camp.

Case B: You have an average income, no dependents, and you live modestly. Your one indulgence is giving to charity because that is the way you are. You enjoy being Lady Bountiful so you are over-generous in your contributions. The IRS takes a long look at this deduction because it is way out of line with your income. They think you may have included some items which are not really contributions to charity. You are called for an audit. Fortunately all your donations are made by check and you have all your vouchers to prove it. The IRS accepts the vouchers as proof of your deduction.

Case C: You are in the fashion business and need many smart, up-to-the-minute clothes and accessories. They cost more money than you can readily afford. You decide that your investment in your wardrobe is a deductible item because you believe these clothes are a necessary part of your job. The IRS thinks differently. You are called for an audit. Because these clothes are wearable other places than your job, the deduction is disallowed. (You probably showed up at the audit, wearing one of your expensive outfits!)

Many cases fall into so-called gray areas, where no definite rulings have been established. Some cases end in compromise decisions because no ruling has been established and the amount of money involved is small.

STEP THREE

But, to get back to you who have not accepted the decisions of the first examining officer or the audit conference. If you still believe you are right in your claim, your third move with the IRS is the Appellate Division. Attached to the Office of the Regional Commissioner of the IRS, the Appellate Division is more concerned with the tax law than with the extraneous facts of your case. Negotiations become a little more formal and you may want not only an accountant but a tax lawyer as well.

If, after moving through these three levels of the IRS, you still disagree with the decision reached, you have the right to file suit in the United States District Court or the United States Court of Claims.

As you are putting the pieces of the puzzle together this year—collecting all the records you need—think of them in terms of documentary evidence in a possible audit.

If in spite of all your precautions your tax return is subject to audit, review your copy of your tax form. Check all figures and necessary papers. Nine cases out of ten turn out to be simple, human errors of omission or commission, easily corrected.

Mary Feeley has her own Family Financial Planning Service in New York City and is author of Associated Press's syndicated column, "Live Within Your Income."

NORGE doesn't think cooking should be a chore. Especially after working all day. That's why Norge gives you a range with programmed cooking and total Teflon® cleanability. It's the Touch 'N Clean Norge with easy-to-clean Teflon oven panels

. . . you rinse 'em in the sink. With removable burner bowls and Teflon drip trays . . . you clean 'em in a wink! All this plus the goodies of gas: instant on-instant off, smokeless closed-door broiling, safety sentry and that unbeatable gas economy. See your Norge dealer or gas company representative. They love women who don't want to work. Gas makes the big difference. Costs less, too.

AMERICAN GAS ASSOCIATION, INC.

Lees Civilized Shag is the only shag with a haircut and set.

Before Civilization.

After.

TO ILLUSTRATE: If you dropped your pearls in our long-haired Shag (above left), they're as good as lost. However, in our Civilized Shag (above right), they're a little easier to find.

©1968 Lees Carpets, a Division of Burlington Industries

If you're looking for something unusual in a carpet, for goodness' sake, get down and get your fingers into our Civilized Shag.

It's a very unusual shag indeed.

It's not one of those long-haired beasties you'd be practically up to the wrist in.

But there's still plenty of nice, thick shag to prowl around in.

Oh, yes. Nice, thick shag that we've trimmed and snipped and twisted and curled and turned into a more civilized thing.

You should just see it in a house.

Cosying up to French Provincial. Nestling among the Early American. Stretched out beneath the Bauhaus.

Our Civilized Shag is a rare, home-loving animal in anybody's home. (It wouldn't even scare your mother.) A worthy Son of our Great Woolly Shag.

And you can have it in wool, nylon, or polyester. In almost any color.

Wall to wall.

Room to room.

Rrrruff!

LEES CARPETS

Ira Mazer

BEAUTY AT HOME

FOR MORE BEAUTIFUL EYES

By Constance Bartel

Of course you wear eye makeup. Today, what woman doesn't? But maybe you don't wear it as often as you'd like—or apply it as skillfully as you could. And when you see that maddeningly glamorous look models have around the eyes—not just the color but the molded, sculptured look—it all looks impossibly difficult and professional. Well, it isn't really all that hard. Good eye makeup does take both practice and experimenting, but you would be surprised how soon you can learn to apply it like a pro. But when would you ever find time? Snatch odd moments in the kitchen by keeping makeup and a mirror on the ready. Although you probably wouldn't permit yourself a special trip to the bedroom or bathroom just for glamour (not in the middle of a busy day!) you could slip on makeup in the kitchen and still be on duty.

The right start. Eye makeup should be applied in full daylight after your moisturizer, foundation, and powder. Place a mirror against a window, prop up your elbow for a steadier hand, and hold your head tilted slightly back.

The purpose of eye shadow is to color, contour, and highlight, thus making your eyes look deeper, bigger, and more prettily set—providing it is applied to look like an actually cast shadow and not like an applied cosmetic. In order to reflect light in contrast to the eye shadow, use white highlighter on the upper eyelid and under the brow. This model's trick highlights the upper facial structure and flatters the surrounding skin tone.

What type? It comes in cream, stick, dry cake to which you add water, and dry-cake pressed-powder forms. The first two look best on smooth, young, eyelids and the cake-with-water does take a bit of skill. The pressed powder is easiest to apply and its soft mat finish is flattering to all eyes and skin tones.

Where to apply? The simplest is from lash line to crease. The next simplest is from lash line up to the eyebrow in one shade which gradually lightens toward the brow. A third is to add (to the second way) a darker line in the crease.

(continued)

COPYRIGHT 1968 BY JOHN H. BRECK, INC.

Ralph William Williams

Breck Shampoo brings out the shine in your hair. Like brushing 100 strokes.

Of all the leading shampoos, only Breck does not have a synthetic detergent base.

Beautiful Hair
BRECK

YOUR HAIRDRESSER IS A PROFESSIONAL. ASK WHICH BRECK PRODUCTS ARE BEST FOR YOUR HAIR.

We want to soften you up

If you're hard-boiled about most skin lotions, we can't blame you.

Especially when they haven't worked on your brand of rough hands, tough elbows and dry irritated skin.

Still, it's not hard to be soft. Just try the lotion over half the nation's hospitals use for patient skin care: Dermassage.

Cooling, soothing, moisture-rich, that's Dermassage. It helps soften and heal and smooth your skin with good medication, pure and simple.

With Dermassage, you don't buy muted pastels, or misty perfumes, or even a magic potion. All you buy is help. The kind that works.

Call it the soft sell.

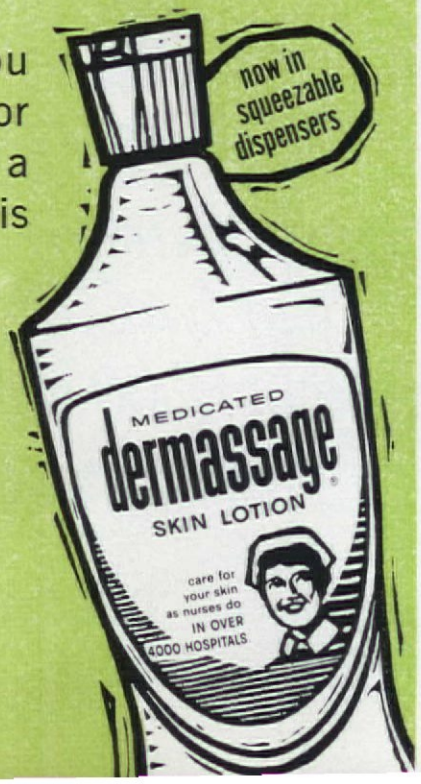

Soften often with Dermassage Lotion. Or try super-moisturizing Dermassage Skin Cream.

Be sure to watch "The Doctors" in color, NBC, Monday, through Friday, 2:30-3:00 p.m. NYT.

Simplest way to wear eye shadow—soft shade from lash to crease.

. . . or, same shade from lash to brow, lightened gradually toward brow.

. . . or, add contour curve of soft gray or brown in crease, then blend.

. . . or, try harmonizing shades above and below crease, the lighter one above.

The most elaborate is to wear one shade from lash line to crease, a darker shade in the crease, and a third shade from crease to brow.

How to apply? Apply pressed-powder eye shadow with a brush or with the sponge-tipped applicator often included with it. Work from inner corner to outer, and from lash line to crease. Aim at a smooth arc following the curve of the crease. The outer limit of the shadow should slant outward and upward from the end of the lash to the end of the crease. Blend outward edges well into skin so that there is no visible line of demarcation. Smooth color evenly.

To extend shadow to brow, repeat application above crease, using a bit less on the applicator so that color fades to a whisper as it rises higher. Outside limit of shadow should now slant outward from end of lash to end of eyebrow.

Adding a darker line to the crease is a bit trickier. The purpose is to emphasize the contour of the eye but if the line you draw along the crease simply looks like a line you destroy the illusion. Try contouring the crease with soft brown or gray shadow on a brush. Stroke lightly along the curve, then carefully blur the line into the shadow you have already applied above and below the crease. Don't blend enough to darken lighter shadow.

To use two shades, apply the darker below the crease and the lighter shade above.

The purpose of eye liner is to shape your eyes and to make your lashes look longer. The object is not a visible stripe but rather the look of eyes appealingly fringed in soft, dark color.

What type? You can choose pencil, liquid, or dry cake liner to which you add a drop of water. Although you can try white, colored, or shiny liners (for party effects), the liner you wear most of the time should be either brown or gray.

How to apply? Make sure you work with the right consistency and the right amount on your brush. If you use liquid liner, shake the bottle very thoroughly before you begin and frequently while you are applying it. If you use dry-cake liner, add a drop or two of water and lightly twirl the point of your brush (preferably sable) in the cake of color until you get a smooth texture. For liquid or cake liner remove excess from brush before applying.

Tilt back your head, look down into the mirror, and prop up your elbow, keeping the handle of your brush above eye level. Stroke on a fine line as close into the roots of your lashes as you can. What you want to avoid is space showing between lashes and liner. As soon as your brush runs out of color or the color begins to look lighter, dip again, and remove excess again. You may have to add another drop of water to cake liner because it tends to dry quickly. Thicken the line slightly about midpoint on the lid, and stop the line where the eye does.

Eye liner on the upper lid is usually all you need, but for additional flattery you might try a subtle touch along the lower lid as well. Using a soft pencil, sketch on a very fine line beginning about a third of the way out from the inner corner. Your lower lid has a little shelf just above where your lower lashes grow. Work as closely to this shelf as you can. An alternate method is to place three or four penciled dots in a row along your lower lid, and then to blend them together.

And now just a touch of mascara and brow makeup and there you are, eyes prettily enhanced—the modern wife and mother who sees no reason why homemaking shouldn't be a glamour job, too!

The freshness of a shower in a shaker.

Every place it touches turns to freshness. And the freshness lasts from shower to shower... because this body powder gives deodorant protection.

Experience it.

50¢ says you've got more exciting things to do than scrub floors

Buy a can of One-Step Floor Care. It cuts your work in half—because it washes and waxes your kitchen floor at the same time. When you're through with the can: Snip off the cap.

Mail the One-Step cap to us with the coupon below. We'll send you 25 cents in cash and another coupon good for 25-cents-off your next can of One-Step.



To:
Armstrong One-Step Floor Care Offer
P.O. Box 5336
Clinton, Iowa 52732

Enclosed is the cap from One-Step Floor Care. Please send 25¢ in cash and 25¢ off my next purchase of One-Step Floor Care.

Name _____

Address _____

City & State _____ Zip Code _____

BY THE MAKERS OF Armstrong FLOORS



IT'S A BARGAIN!

Cost Plus Imports in San Francisco offers the shopper accessories from all over the world as well as a fascinating atmosphere.

The Salvation Army thrift store is as much a part of the American scene as the five-and-dime. In the last few years, however, a new breed of thrift shop has been added to the bargain hunter's domain. New stores with new merchandise (as well as antiques) have sprung up from Portland to Paramus, from Waukegan to Charlottesville—not to mention New York, San Francisco, and Chicago.

The musty old shops with ceiling-hung chairs and back issues of *Vanity Fair* are still around . . . and are excellent sources of inexpensive items. But because of the enthusiasm of homemakers like you, more and more bargain shops are being added to the old standards. The merchandise they offer is clever, creative, useful, and sometimes rock-bottom in price. In addition, it traverses the market place so completely that the shopper is often hard pressed to think of anything these shops lack. In one store you may find everything from kitchenware and furniture to cricket cages and foreign movie posters; from plastic mod pillows to wedges of cheese from Denmark.

The bargain hunter is apt to come up against something else unusual—and fun—in searching out these stores. Namely, their names. Shingles that bear such titles as The Mary Moo Shop, The Roaring Mercantile Company, and The Flower Lady are just the beginning. There's still the Poppytrail Pottery, the Potato Printer, and Orientally Yours. Also, we mustn't forget that giant emporium of exciting, unpredictable imports from around the world—and the granddaddy of the chic bargain store—Cost Plus Imports (home based in San Francisco). There's even a Cost Less Imports, related only in spirit.

Even the grandmother's attic-type store has gotten a face-lift. Art reproductions, crafts, and bright paper paraphernalia are finding their way into the oldest nooks and crannies. (continued on page 97)

Creative Furniture Parts in Minneapolis—a grandmother's attic in atmosphere only—sells new furniture, made to measure, or ready to take home.

New York City's Azuma Shop is the place for an instant, exciting table-setting—mats, china, flatware, centerpieces, and even chairs. Merchandise here for the camper too—from enameled tinware to compasses.



Great personality for a Hole-in-the-Wall.

There's no end to the exciting things you'll get out of an imaginative entry closet like this: a beautiful storage spot cleverly divided into "Family Side" and "Guest Side" . . . wide-eyed compliments from everyone who enters your home . . . a brand new primping place for that last once-over just before you leave the house . . . and probably the only closet in the neighborhood that looks better on the inside than it does from the outside.

The days of Fibber McGee's exploding closet are gone forever! The new era of Western Wood personality storage is here to stay. Why Western Wood? Because only Western Wood has the character and versatility to do the job in such fine decorator style.

Western Wood does it beautifully.

Even the ends and edges of Western Wood are great for showing-off because they're finished smooth.

Create a pretty place-for-everything in your entry hall. Just send 25c and the coupon. Plans for the Western Wood "Personality Closet" and our new idea-packed "Storage" booklet will be yours by return mail.

Western Wood Products Association
Dept. AH-468 Yeon Building, Portland, Oregon 97204

Please send me plans for the "personality closet" and your new idea booklet on Storage. Enclosed is my quarter.

Name

Address

City

State Zip

Western Woods include: Douglas Fir, Engelmann Spruce, Idaho White Pine, White Fir, Incense Cedar, Western Hemlock, Western Larch, Lodgepole Pine, Ponderosa Pine Sugar Pine, Western Red Cedar.

One of a series presented by members of the Forest Products Promotion Council.

PLAY OUR GADGET GAME

If we asked you what one item in your kitchen you couldn't live without, we bet you'd come up with a gadget. It might be a cheese grater, a melon-ball scoop, a garlic crusher. Or it might be a variation of one of the gadgets we show you here. Can you identify our selection and match each gadget with the right food? After you've made your choice, check below. Maybe you won't bat a perfect score, but you may find a new gadget.

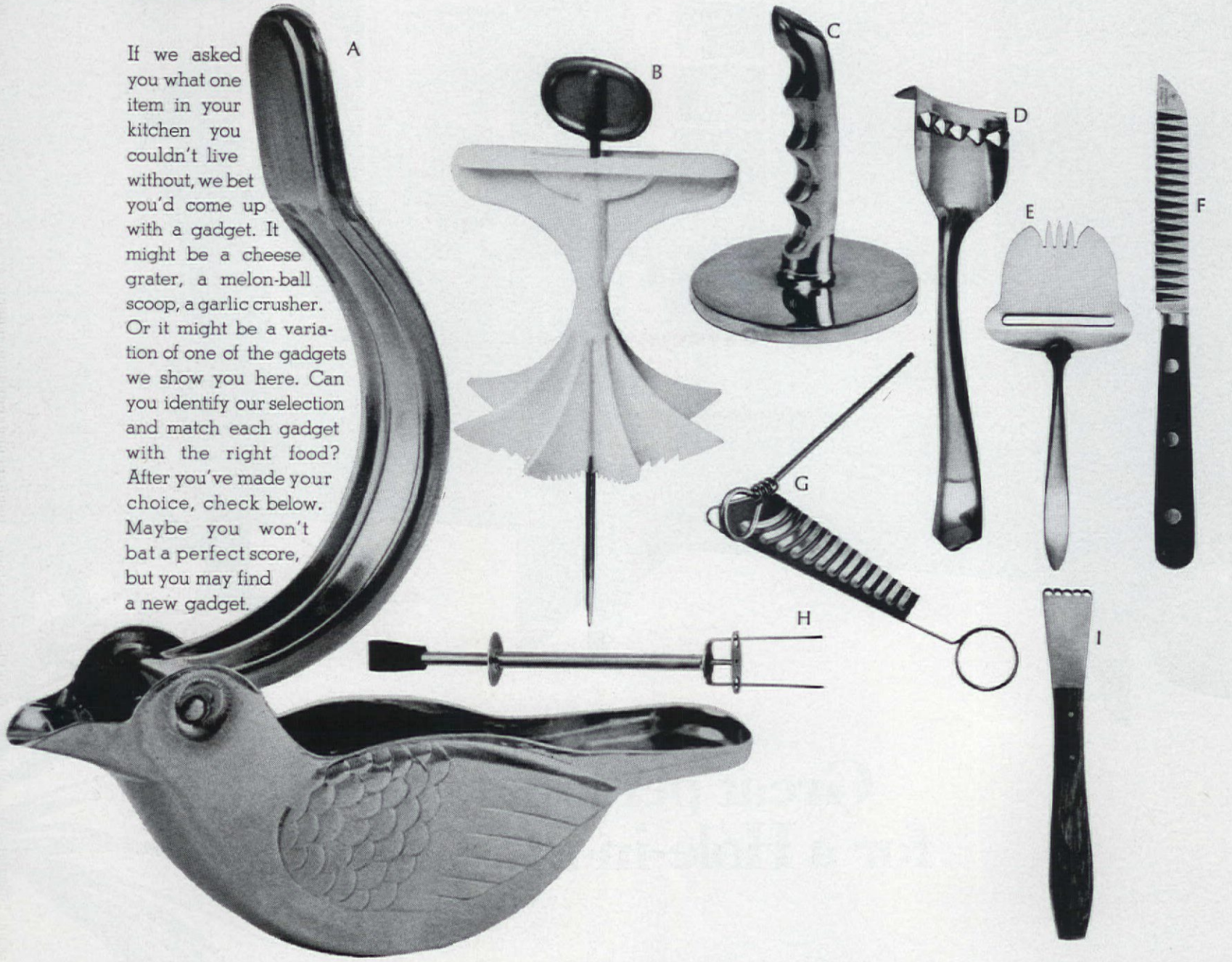



Photographer: Otto Maya

1-D *Corn slitter slits corn-on-the-cob kernels in a few strokes, making them very easy to eat. 50c.*
2-E *Cheese plane thinly slices cheese; doubles as server. In brushed stainless steel. $5.50.*
3-A *Lemon juicer. Put a lemon wedge in the bird, lower top, and juice flows out of beak. $3.*
4-F *Decorating knife. Cucumbers, potatoes, hard-cooked eggs are decorative when sliced with this zigzag-edged knife. Can be used on cake frostings too. $3.50.*
5-H *Pickle pusher solves problem of getting a pickle off a fork. Spear the pickle with the tines, push the plunger, and pickle drops onto your plate. $4.50.*
6-B *Frizzi assures perfect wedges of apples, tomatoes, hard-cooked eggs. Center spear keeps everything balanced, serrated edges do the dividing. $1.*
7-C *Cutlet pounder for veal scaloppine fans. It's weighted, comes with copper finish. $10.*
8-G *Potato curler. A unique French gadget for fancy potatoes. Center post spears potato and holds it while fluted cutter spirals around. 79c.*
9-I *Lemon grater. A quick swipe over skin of a whole lemon and you have lemon peels! $1.50.*
These and similar gadgets can be found in better hardware and department stores and gourmet shops.

Amazing 200th Anniversary Limited Time Offer

SAVE 30%

on this luxurious new edition of

ENCYCLOPAEDIA BRITANNICA

The finest edition in 200 years—bound in durable, hand-tooled calfskin.

You get all 24 volumes now...direct from the publisher...pay later on easy Book a Month Payment Plan.

Yes, during our 200th Anniversary Celebration, Britannica is offering generous discounts on its fine, richly gilded leather bindings — for example, you can save 30% on this luxurious new edition of Encyclopaedia Britannica, bound in durable, hand-tooled calfskin. This latest edition of Britannica—the greatest treasury of knowledge ever published—is being offered on a remarkable direct-from-the-publisher plan.

Amazing Savings Opportunity. You may wonder how we're able to make this truly amazing 200th Anniversary offer. First, because we hope for great demand on these luxurious, fine bindings, we would expect to materially reduce our costs. And, because we would like every youngster to have the advantages of this great encyclopaedia—to help with homework and to answer questions—we pass these savings on to you. All 24 volumes of Encyclopaedia Britannica will be placed in your home NOW... you pay *later* on convenient budget terms. It's as *easy as buying a book a month.*

Thousands of Subjects and Illustrations For Homework and Household Help. In the new edition of Britannica, you will find thousands of subjects that you and your family will refer to in the course of your normal day-to-day affairs. For example, you'll find special articles on household budgets, interior decorating, medicine and health, home remodeling, and child care.

For students, Britannica is indispensable. And the new edition is the most readable, interesting and easy to use in our entire history. It develops the active, alert minds that bring success in school and later life.

The latest edition offers more than 22,000 magnificent illustrations —thousands in vivid color. The atlas section contains the finest, most current maps available. With 36,000,000 words—the work of some 10,200 of the world's great authorities—Britannica is the largest, most complete reference work published in America.

Also, may we send you our special new 200th Anniversary Preview Booklet which pictures and describes the latest edition? For your free copy and complete information about this amazing offer available only during our 200th Anniversary year, simply mail the attached postage-paid card now.



FREE!

Mail attached card now for Special New Preview Booklet

and complete details on this remarkable offer.

Watch National Geographic's "The Lonely Dorymen," brought to you by Encyclopaedia Britannica, in color on CBS-TV at 7:30 p.m. (E.S.T.) Tuesday, April 16.

Why women with two or more children may not know what LARK does.

With a couple of kids tugging at your apron strings, either you like a cigarette or you don't—you don't investigate why.

But, "Why" can be pretty important, especially if you smoke Lark. For Lark's exclusive charcoal filter gives Lark its own exclusive taste.

Lark's got the only 3-piece filter in the world with activated fortified charcoal granules. The tiny passages inside Lark's charcoal give each Lark more filtering area than any ordinary filter. So it filters smoke selectively and removes things from smoke other filters leave in. That's why you like Lark's smooth easy-to-stay-with flavor.

Now you may be the only lady on your block who knows why you like Lark. But you're not alone in liking them.

More than a million people like what Lark does.

You ought to turn to charcoal.

You ought to turn to Lark.

U. S. Patent No. 3,251,365

NEW PRODUCTS
By ARTHUR J. MAHER

MAINLY FOR MEN



Two manufacturers have introduced saber saws with variable-speed controls that may be adjusted continuously while the saws are cutting. This feature lets you match the speed of the saw to the material being cut and facilitates guiding around tight turns and intricate patterns.

The larger of the two new units is from Wen. It has a ½-hp motor that drives the blade at speeds up to 2800 strokes per minute. A variety of blades supplied with the saw lets you cut wood (including logs) up to 6 inches thick, metals up to ½ inch thick, steel pipe and conduit up to 2 inches across. Speed control is achieved by varying pressure on the thumb-operated switch. Price is $34.95.

Stanley's new unit gives speeds up to 3000 strokes per minute. It has a 1/5-hp motor, a ⅝-inch stroke, and cuts up to 2⅜ inches in depth. Speed is controlled by a thumb-actuated dial. When you set a speed, it is maintained at a constant level until the dial is moved again. Price is $47.50.

Many home-shop experts feel the saber saw or jigsaw, as it's sometimes called, is second only to the electric drill in versatility. While most people use it only for cutting decorative patterns out of thin wood, it will do many other jobs. For example, large models will cut fireplace logs and prune trees. Other models will rip long stock, make bevel cuts, hacksaw bars and pipe, crosscut boards, and cut openings for sinks, wall switches, and electrical outlet boxes. This last job is done by plunge cutting.

To make a plunge cut, place the saw on the wood surface, tilted forward so the tip of the blade doesn't quite touch the wood. Start the saw, then gradually tilt it downward so the blade begins to bite into the wood. Continue pressing downward until the saw rests on the work, then cut in normal manner.

The serious home craftsman who wants a perfect sanding job on his projects should consider an industrial orbital sander. This one, from Black & Decker, operates at 10,500 orbits per second—more than twice that of do-it-yourself units. Its ⅛-inch orbit avoids the swirl marks often seen on homemade furniture, and its large platen takes half-sheets of sandpaper. Sells for $69.

(continued)

For extra rest and more relaxation from every sitting moment

23 patents make Contour® "different" from all other chairs and lounges

Send coupon for

$50 OFF Certificate

ON CONTOUR® POWER SLIDE® PUSH-BUTTON POSITIONER

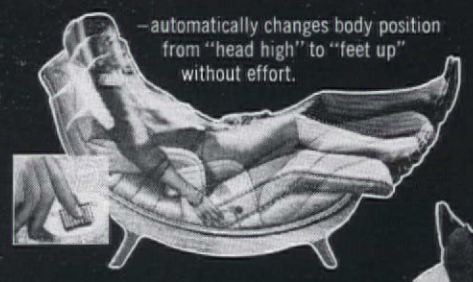

—automatically changes body position from "head high" to "feet up" without effort.

That's why there are really only two kinds of chairs—Contour® and all others. Contour® patented exclusives include Cradle Comfort® with scientifically designed, custom-fitted, figure-sized head-to-foot body support in any position . . . pleasant vibrating action of Viveration®, comforting warmth of Thermonic® Heat to promote relaxation . . . Power Slide® positioner effortlessly adjusts you to the most relaxing position.

OR, ON A CONTOUR® CUDDLER® LOUNGE FOR TWO

FABRICS, COLORS, STYLING TO GIVE A "LIFT" TO ANY DECOR, ANY ROOM



SEND COUPON TODAY

for free literature telling you why a Contour® is "different" and

Good Housekeeping GUARANTEES PRODUCT OR PERFORMANCE DEFECTIVE REPLACEMENT OR REFUND TO CONSUMER

$50 OFF CERTIFICATE

to be applied on installation of Power Slide® push-button positioner on a new Contour® for one, or purchase of a Contour® Cuddler® for two. Offer void after May 31, 1968.

CONTOUR SALES, INC., Dept. AH-48
5200 Virginia Ave. St. Louis Mo. 63111

☐ Send certificate for factory authorized $50 off regular retail price of a Contour® Cuddler® or Power Slide® Push-Button Positioner.

☐ Send name of nearest Contour® dealer and free booklet.

Your Name

Address Phone No.

City, State, Zip Code

Five do-it-himself floors.

Himself is your husband.

And he can create a beautiful floor out of any one of the vinyl asbestos tiles pictured, even if you never pictured him creating a beautiful floor out of anything.

Because vinyl asbestos tile is easy to install.

It's also easy to afford. Which should make it easy to get him started. For example, a 10 x 12 foot room can cost as little as $35.

But no one will think about what you paid for it if you choose Ruberoid tile. Because we make it a point to make our tile look anything but economical. (Clockwise from the bottom: Quadrangle, Colonial Wood, Venetian Marble, Stone Mosaic and Monticello.)

You can see the patterns pictured and many others like them at your Ruberoid dealer. See the Yellow Pages, under "Floors."

The dealer will be happy to tell your husband how to install tile. (In fact, he'd be happy to do the job for a reasonable fee.)

So work up a little courage and show this ad to "himself."

When all is said and done, we think he'll be happy you did.

If not for how beautiful the floor looks, for how little it cost. For literature, write GAF Floor Products Division, 733 Third Avenue, New York, New York 10017.

gaf Ruberoid
We make beautiful vinyl floors.

© General Aniline & Film Corporation





Latest addition to the already wide variety of hardboard panels is Masonite's Style-tex, which features a deeply embossed woodgrain effect similar to that firm's rough-textured exterior siding. It comes in 4x8-foot sheets, in Charcoal Brown and Shale White. Makes an excellent choice for paneling family rooms, attics, dens, and any place that requires a rustic feeling. Costs about 30c a square foot.

Got a stairway that's looking worn? These treads, of ⅛-inch rubber, need no tacks, glue, or other fasteners. Peel off the backing strips to expose an adhesive, and press into place. From Myca Products in brown, beige, olive green, and black, Stair-Stik costs $1.50 per tread.

This junior-size hacksaw is small enough to fit in most toolboxes, making it ideal for light repair jobs. Unlike many small saws, it has a full frame so is less likely to bind in use. Six-inch blades are available for cutting metal, wood, and plastic. Minor Hacksaw, from Witherby Products, costs $1.65 with three blades.

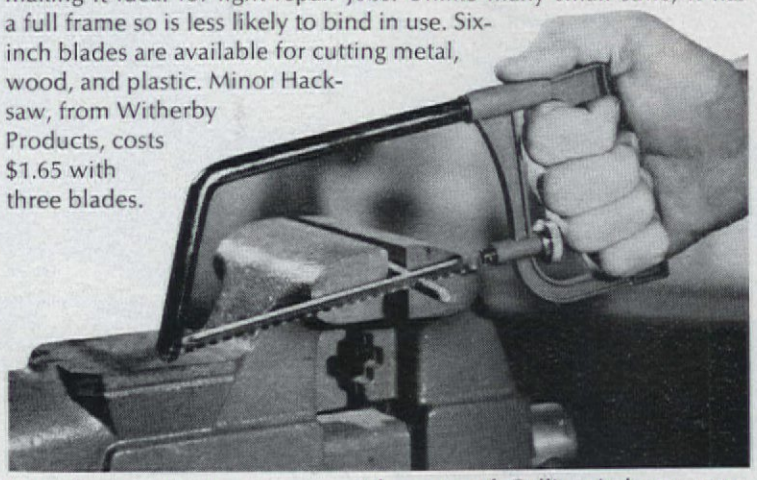

If you're in a hard-water area, take note of Culligan's latest automatic water conditioner. Called the Mark 5 Aqua-Sensor, it uses a built-in device that senses the need for recharging before the softening chemicals are used up. In other words, it is to the water conditioner what the thermostat is to the heating system. Other automatic systems recharge at preset intervals. Another feature is a control valve of Delrin plastic, which is highly resistant to corrosion.

This new unit is said to soften extremely hard water, up to 75 grains per gallon, and to be effective on water containing up to two parts per million of iron. Available from franchised dealers.

With the air-conditioning season coming up, a new central air conditioner from Fedders is worth looking at. Called the Duoflex System, it uses two condensers instead of one, plus a split evaporator. Most of the time, only one condenser and half the evaporator go into operation. The other condenser and half-evaporator switch on only as needed. Results, says the manufacturer, are better humidity control, precise temperature control, less operating noise, more dependability, and cash savings resulting from lower consumption of electricity. Available from air-conditioning contractors in capacities ranging from 1½ to 3 tons and 35,000 to 64,000 BTUs.

EARLY AMERICAN "CAPE COD" SOFA, LESS THAN $260

In this lush, deep-seated sofa with the famous Sleepy Hollow back, you see the authentic styling and careful workmanship that make Kroehler *Cape Cod* one of this country's all-time best-selling Early American collections. There are many other *Cape Cod* sofas and chairs, in a wide selection of fabrics, and many handsome wood pieces such as those shown. Each piece, from the standpoint of good design, worthy construction, and reasonable price, is a dependable reason why–*You're right at home with* KROEHLER

For Kroehler's new 32-page furniture guide with decorating tips, send 25¢ to P.O. Box 5067, Chicago, Ill. 60680.

THE FURNITURE NAME THAT GOES INTO MORE LIVING ROOMS THAN ANY OTHER IN THE WORLD.

Get a total mouth cleanup with Micrin

Micrin's antiseptic bubbles charge into every corner of your mouth—even hidden crevices—to strip away that clinging film. Result: no stale taste, no stale odor. Your mouth feels so totally cleansed...
it's like getting a clean new mouth.

You'll breathe easier all day



HEALTH IN THE HOME
By ANNETTE FRANCIS BENJAMIN

HAY FEVER—THE COMMONEST ALLERGY

"What is food to one man may be fierce poison to others." This observation of the Roman philosopher-poet Lucretius (95–55 B.C.) applies appropriately to the personal and individual nature of allergy. Such basic foods as milk and bread, for example, can produce a variety of unpleasant reactions in those people who are allergic to them.

There are diverse and numerous substances that can produce allergic reactions. These allergens can be inhaled, eaten, drunk, touched, or worn. They can also be the venoms of stinging insects or medically prescribed preparations that are swallowed, injected, or applied to the skin

HAY FEVER AND ITS CAUSES

Of the 20 million Americans affected by allergies, more than 13 million suffer from hay fever and/or asthma. The allergens that produce hay fever are mainly pollens and molds. Pollen (the male germ of plants, trees, and grasses) is produced by different species in different seasons. The hay-fever-producing spring pollen comes from such common shade trees as oak, maple, birch, ash, elm, cypress, sycamore, poplar, and walnut. Summer hay fever, sometimes misleadingly called rose fever, is actually caused by pollen from grasses such as timothy and bluegrass. The common offender in the fall is ragweed, which grows profusely especially in the East and Midwest.

There is also a type of hay fever that affects certain people all year long. It is unlikely that pollens are responsible in such cases—more likely the culprit is house dust, pillow feathers, or a long-haired pet.

MEDICAL HELP AVAILABLE

Anyone who suffers from hay fever should consult a physician—preferably one whose specialty is allergy. Hay fever, while it can be extremely irritating and uncomfortable but otherwise harmless, can lead to serious ailments if neglected for a long time. Chronic hay fever can cause a breakdown of the normal defenses of the nose, throat, bronchial tubes, and lungs. This in turn can lead to asthma, sinus trouble, and even hearing loss in children.

Frequently allergies such as hay fever are greatly relieved by the use of antihistamines, drugs which combat histamine (responsible for the allergic reaction in the tissues). Air conditioning can also be helpful.

For hay fever not relieved by antihistamines or which is persistent or recurrent, medical tests should be made to determine what the allergens are and to plan appropriate treatment. The physician may then recommend a series of injections to desensitize the person to his allergen. Starting with small doses of extracts of the offending substance, the physician gradually increases the amount, helping the body build a defense against it. Desensitization is generally a slow process that can take weeks or months, but sometimes a patient shows improvement after taking only three or four injections.

When allergic reactions are especially severe the doctor may administer or prescribe such medications as adrenalin and/or cortisone preparations which are likely to bring immediate and dramatic relief.

Recent years have brought renewed interest in a different approach to desensitization. Beyond the experimental stages but not yet in common practice is the one-shot treatment whereby the physician prepares extracts of one or more of the allergens and suspends them in an oily emulsion. The injection of this material creates a lump in the skin from which the allergens are gradually absorbed into the system.

WHAT TO AVOID

Hay fever sufferers, especially those not desensitized, should be careful to avoid house dust, tobacco and other smoke, paint and chemical fumes, swimming pools with chemically treated water, patches of weeds and uncut fields, and alcoholic drinks.

Mrs. Benjamin is co-author with her husband, Bry Benjamin, M.D., of In Case of Emergency *(Doubleday; paperback, Pyramid).*

This is Elegance. The towel towel.

Big enough for a man-sized shower. Soft enough to pat a baby dry.

Strong enough to take the kids' tugging. Lush enough to be the best towel your family ever came up against.

Cannon's new Elegance is the towel for all reasons. Special enough for guests. And most of all, pretty enough to satisfy just you.

Elegance. A towel that's really in the thick of things.

CANNON

ROYAL FAMILY

Cannon® Elegance in 28 Royal Family colors, plus white. At fine department stores. Cannon Mills, Inc., New York 10020.



Stephanie was born with an Oneida spoon in her mouth.

And she's set for life with "Venetia"—our new work of art in carefree stainless.

Send 50¢ and we'll put an Oneida spoon in your mouth.

Pattern Center
Oneida, N.Y. 13421

Thank you. I'd love a spoon so that I can see the quality, the beauty of Community® Stainless. I enclose 50¢ to cover mailing.

- ☐ Venetia
- ☐ Paul Revere
- ☐ Woodmere
- ☐ Cantata
- ☐ Frostfire

See your local retailer for a 50-piece service for eight, $69.95.

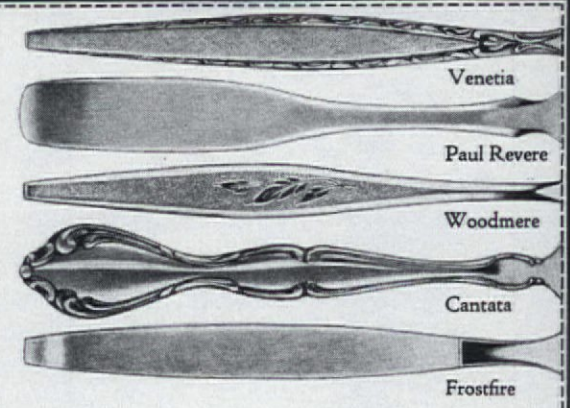

Name_____
(Please print)

Address_____

City_____ State_____ Zip_____

N.Y. STATE RESIDENTS PLEASE ADD APPLICABLE SALES TAX FOR YOUR AREA. OFFER VALID ONLY IN U.S.A. EXPIRES JUNE 30, 1968. AH48

SOLID STAINLESS BY ONEIDA SILVERSMITHS



THE FAMILY PET
By PATRICIA O'KEEFE

PET CARE WHEN MOVING

Movers will not transport potted plants or pets. For pets, however, they do offer advice. To quote a vice-president of one of the nation's largest van lines: "When we see that families have pets, we always advise that the animals be kept away from departure operations as they invariably react emotionally. Cats in particular." The afterthought was, no doubt, evoked by an experience fresh in his mind.

You can avoid complications from moving your pets to a new home if you make some simple and practical pre- and post-moving-day preparations.

THE VETERINARIAN CAN HELP

If you are moving to another town, ask your veterinarian to recommend one of his colleagues there. Also be sure to get your pet's health record, particularly a record of inoculations, when they were administered, and what kind of vaccine was used.

For a move to another state, find out from the veterinarian about the local and state laws applying to rabies vaccinations and certificates of good health for animals coming into the state. Your veterinarian may recommend booster shots to help your pet move to a different climate or environment without endangering his health.

SHIPPING YOUR PET

For a long move you may want to ship your pet by air or rail, either on the same trip with your family or at another time. (If you can't take your pet with you, many kennels will board him, then ship him to you after you have settled in your new home.)

Check in advance with the airline or railroad to make reservations and ask about the equipment you will need. Airlines, for example, require that cages or crates meet certain size and construction specifications. Crates (for shipping a pet as baggage or via air freight) may be bought or rented from major airlines.

On trains, pets may accompany their owners in a private bedroom, drawing room, or roomette, provided they are on a leash or in a carrier. In a train baggage car dogs must be muzzled or crated. Any crate or carrier should be well ventilated and be large enough so that the animal can stand up and move around. If your pet isn't a seasoned traveler, get the crate several days in advance of the trip. If he sleeps in it at home he'll be relaxed en route.

MOVING DAY

On moving day, as the moving man says, pets often react emotionally. Your dog may regard the general confusion as an excuse to do all the things he always wanted to do—run away, dig up the neighbor's petunias, tip garbage cans. Or he may take a dim view of strange men carting away your possessions and suddenly become fierce and protective. Cats, who have a thing about orderliness anyhow, usually get all unstrung by moving-day activity. So send your pet to grandma's along with the children or board him at a kennel until you can bring him to his new home when things have settled down. He'll sniff out his favorite chair, his dish full of his favorite pet food, and his favorite people, and know all is well in this new world.

THE NEW NEIGHBORHOOD

The next step is to get him used to his new outdoor surroundings. If your new home does not have a fenced yard, don't just open the back door and let him run. A pet can easily stray too far and be unable to find his way back in the maze of strange sights and sounds. A new dog in the neighborhood, running loose, may also create problems with new neighbors. Find out the laws regarding dog control and licensing.

On the other hand, a pet helps a child, even a very shy child, find playmates and can be an introduction to new friends. Dog walkers usually strike up conversations with other dog walkers. After a stroll around your neighborhood with your dog, you may find you have not only talked dogs with a neighbor, but also found out which butcher has the best meat, what dry cleaner won't shrink your knits, and the names of three baby-sitters.

Walls: Marlite Textured Wormy Chestnut and Textured Travertine. Cabinets and Valance. Marlite Textured Wormy Chestnut. Tub Enclosure: Marlite Murals and Riviera Tile.

Remodel with Marlite Paneling

for beautiful, soilproof walls that stay like new for years

You can remodel any room in your home with easy-to-install Marlite. No other wall paneling gives you so much beauty and durability for so little cost.

Marlite is beautiful to begin with.
Choose from more than 70 wash-and-wear colors, patterns and designs. New *Textured* Marlite is shown in the bath above. This distinctive paneling has deep-embossed texture you can actually feel.

Marlite seals out stains and moisture.
Soilproof Marlite outlasts many coats of paint. Its baked plastic finish resists heat, moisture, stains and dents—wipes clean with a damp cloth.

Remodel a bath this weekend.
Handy with ordinary carpenter tools? By this time Monday, you can have a new Marlite bath. And everyone will think you hired a decorator. Your building materials dealer will help you get started.

MASONITE CORPORATION **Marlite®**
plastic-finished paneling

6729

The Marlite Handbook of Professional Decorating Ideas.
24 pages of exciting interiors in full color—hundreds of ideas you can use. Send 25c and coupon.

Marlite Division of Masonite Corporation • Dept. 406, Dover, Ohio 44622

Name_____
Address_____
City_____
State_____ Zip_____



FREE!
24 Page WINDOW IDEAS

Before you build, buy or remodel, send for this helpful book. See how to eliminate storm window and screen chores . . . what windows best suit the design of your home . . . and why PELLA WOOD WINDOWS protect best against winter cold and summer heat. Available in Canada. Send for your FREE copy today.

This coupon answered within 24 hours.
ROLSCREEN CO. Dept. UC-20 Pella, Iowa 50219

YES, send me your FREE book. I plan to build ☐, remodel ☐.

Name

Address

City & State Zip (If Known)

PELLA MAKES QUALITY WOOD WINDOWS, WOOD FOLDING DOORS & PARTITIONS AND WOOD SLIDING GLASS DOORS

PENNSYLVANIA HOUSE
miniature cherry chest



Small...yet perfectly proportioned to do yeoman duty as useful and decorative colonial furniture. Exquisitely fashioned of native cherry with authentic brasses. From the Pennsylvania House collection of fine Americana for every room in the well-appointed home. At better stores everywhere. Send $1.00 for a colorful kit of brochures.

GENERAL INTERIORS

DEPARTMENT AH-48, LEWISBURG, PENNSYLVANIA 17837



By EVANTHIA KONDONELLIS

THE GAME OF GARDENING

The most important factor in beating any game is the mental attitude you bring to it. And when it comes to beating the garden-work game, a winner-mentality is an absolute must. You must be flip, casual, confident, and supremely self-assured. Let's face it, the earth goddess is a lady, and she can be either for you or against you. She's most likely to succumb to the devil-may-care chap, however, the one who radiates strength and rakish good humor. As a result, his garden will be good-natured and very easy to live with. Some weeds will grow, but they're part of the fun—minor spirits you can play war games with.

The man who puts his earth goddess on a pedestal, on the other hand, will find her very demanding indeed. He had better be prepared to sacrifice regularly and perform all the rites of service correctly and punctually. She may think the weeds in the rake's garden are marvelously gay, but not in her disciple's. There order must reign supreme. His (or her) garden is classic perfection, elegant, inspiring, and hardly conducive to gambols with weed nymphs and insect spirits.

We might put forth, at this point, that the rakes are usually men gardeners and the disciples women. There are of course exceptions but in general this is so. They both have their leagues for the preservation of the goddess's worship, and once a year competitions are held in her honor. But even though their origin is lost in prehistory, it's a fair guess that the ladies started it all. In any event, don't be put off by the austerity of the goddess if you're a woman. She'll cooperate as long as you don't neglect her. And if you aim to drop out of the male disciples' league and be a rake, master just the right amount of breezy disrespect, and proceed to the fundamentals.

THE ORWELLIAN APPROACH

If you're starting from bare ground, or if expense is no object and you don't mind ripping up your present garden and starting from scratch, have a landscape architect design a low-maintenance garden for you. What this really means you will find out later. If you're creative, on the other hand, and would like to spare the expense of a professional designer, go ahead and try to design one for yourself. Do it on paper first, then go to your nurseryman with your sketch and double-check the plants you drew in front of windows and doors. If they're going to shoot up and across and envelop your house in a curtain of green, he'll replace them with something more inhibited.

But before you pick your plants you'd better know that none of them will actually go *into the ground*. The truly no-work garden consists largely of rocks, concrete, wood, or brick, through which no weeds can grow. It's a futurist's crazy dream. To prevent it from turning into a nightmare, grow a tree or two in tubs and some flowers in pots. They'll provide the vital link with nature. And remember—no grass! The lawn mower as we know it, not being a thinking machine, will be phased out by 2084. Of course by that time computers will cut your 'Windsor,' but since you want 2084 today, you'll have to give up the greensward.

HOW TO REIGN OVER THE ENGLISH-LANDSCAPE STYLE

If you must have a garden of swooping lawns, stately trees, and luxuriant flower beds, automate. Unless you live where summer rains can be relied on to water your garden, install an automatic underground sprinkling system. Your power mower should have a vacuum attachment or clipping catcher. This will eliminate the need for a lawn rake and the shoulder aches that go with it. An electric hedge trimmer is a must and so is a long-handled pruner so you can trim tall shrubs without climbing up on a ladder.

If your property is large, a small garden tractor will prove to be worth its weight in gold. In addition to mowing and lawn sweeping you'll be able to till, plow snow, clear brush, grade, (continued on page 129)

In every inch of every Evans-Black carpet, there is a deep measure of warmth and more than a touch of excitement. Find it, claim it, love it in Ripple Turf. Deep shag carpeting of 100% Creslan® acrylic fiber pile, available in 25 decorator colors at fine stores everywhere.

carpets of Creslan

Evans-Black carpets

E & B Carpet Mills, Inc.
An Armstrong Subsidiary
Dallas, Texas 75247

®Creslan: American Cyanamid Company trademark for acrylic fiber.

Photographer: Harry Hartman

HAVE A LAWN YOU CAN PLAY ON

By Robert W. Schery

You expect a game lawn to be rough and ready—in theory at least. Although most modern play lawns can take it, they're by no means rough. As a matter of fact, a friend who is the proud owner of a croquet court on Cape Cod calls his a million-dollar lawn. Not because he lavished anywhere near that amount on it for the fine-textured varieties that give just the right play, but because it looks like a million dollars. Your play green does not have to be a patch of rank growth. With correct and regular care, it can be as good-looking as your front lawn.

Stadium after stadium seeds or sods 'Merion' Kentucky bluegrass, for years the cream of lawn grasses. Fortunately it's no longer expensive. Home putting and bowling greens can use the same 'Penncross' and 'Highland' bentgrasses that a golf course would. And no one has found anything sturdier or more recuperative for a badminton court than the fine-textured bluegrasses (in the North) and Bermudas (in the South).

Even where budgets are minimal, as for park and community athletic fields, experts recommend attractive grasses such as the fine fescues, rather than rough ones. Tall fescue, a rugged field grass once much used, needs particular attention or it may become clumpy and hazardous underfoot. The main distinction between a play lawn and a showpiece lies in the kind and degree of care given to it, not in the variety of seed used. For a play lawn, emphasize wearability and survival rather than neatness and glamour. Cut your play lawn higher than the show grass. You water, feed, and weed to invigorate the grass. The object is to avoid the crowded, shallow-rooted, dwarfed plants typical of many luxury lawns. Show grass is often maintained almost as though it were a hydroponic crop, with constant watering, feeding, and special pampering. Your play turf must be self-sufficient: deep-rooting, drought-tolerant, and weed-free. This may be easier said than done. (continued on page 127)

Nothing in this whole cockamamie world makes as much sense as a better place to live. Nothing.

It's possible you remember your parents' floor-model radio. Or the 1946 car they finally bought. More than likely, you remember where you lived best of all. How it smelled outside when it rained. The short-cut to school. The neighbor's hedges with all those dark, delicious, secret paths.

Where you live is a 24-hour proposition. You don't switch off where you live after the late show. You don't park where you live in the garage. Where you live is now. It's what's happening all the time to you and your family. Where you live shapes a child's future, determines a wife's attitude toward life and reflects a man's career.

A home is not a bedroom and a kitchen table. It's an entertainment center, a social center, an educational center . . . a living center. The core of your existence. It's where you go when you're through being out somewhere. It's where big decisions are made and little ones are bandied about.

Living's the key. Living. A home, an apartment, any new address, can make the difference between mere existence and existence with meaning. And that difference may be only five, ten or twenty dollars a month away. A small amount of money for so large a dividend.

Think about your family and think about living. No other single move you'll ever make could possibly give your family so much of what they deserve. No other decision can so completely concentrate the joy of living. Think about your family. Think about yourself. Think about a new home.

The National Association of Home Builders and the following 7 manufacturers remind you that the name of the game is living.
Explore a new home. Today.

Formica Corporation
Georgia-Pacific
Kohler of Kohler
Weyerhaeuser Company
Owens-Corning Fiberglas
Masonite Corporation
Andersen Corporation

Before you choose a new home or apartment, be sure to get housing advice from your member of the local Home Builders Association.

©1967 National Association of Home Builders

nahb

The Name of the Game is Living. Explore a New Address Today.©

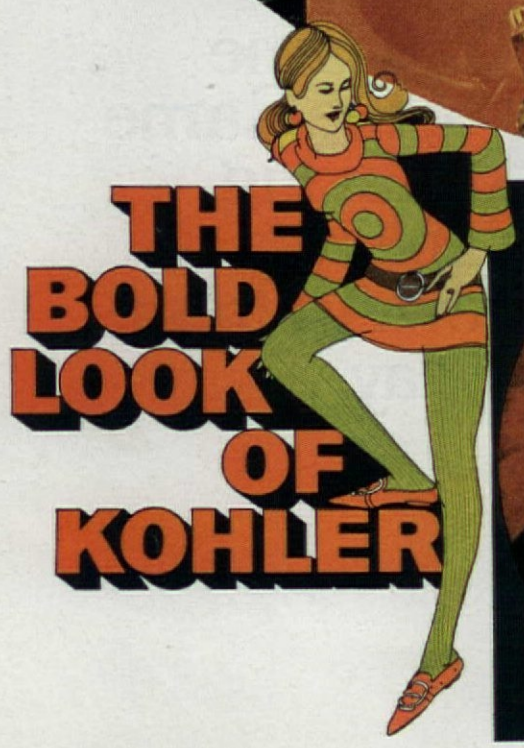

THE BOLD LOOK OF KOHLER

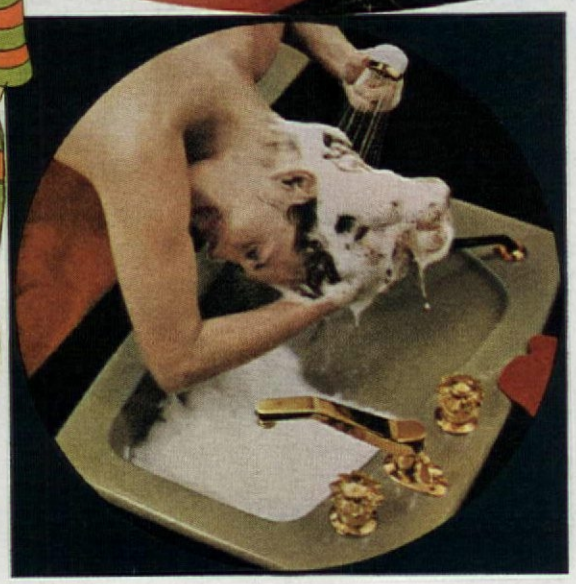

Introducing the world's most comfortable bathtub, the Kohler Caribbean, a full six feet of stretch-out relaxation. And a new color combo: congenial Avocado, vibrant Tiger Lily. Elegant new fittings of 24 carat gold electroplate. At left, yet another bold move; the Lady Fair shampoo center that doubles as (are you listening, mothers?) a baby bath! For more about "The Bold Look", send 25 cents to...

KOHLER OF KOHLER
Kohler Co., Kohler, Wisconsin

The Name of the Game is Living. Explore a New Home Today.

This "Something-Else" Room is paneled in Royalcote Charcoal Brown Style-Tex.

More living for your money with a Royalcote "Something-Else" Room

Better living begins with Masonite Panel products for your home—like this beautiful and heartwarming Royalcote "Something-Else" Room. It's anything you want it to be: a sewing room, a hobby room, a TV room, a learning room. Rich-looking Royalcote hardboard paneling does it. The prefinished surface gives you locked-in, maintenance-free beauty that lasts and lasts. This is just one reason why quality builders choose Royalcote paneling. Now there's a wide choice of authentic-looking woodgrain patterns, colors and textures that add heartwarming beauty to your living. You'll see Royalcote paneling in better built model homes all across the country. Explore one soon. Or see which Royalcote panel design you like best at your building materials dealer. Send coupon for our brochure that shows you many exciting "Something-Else" Room ideas.

New Royalcote Cinnamon Cherry

New Royalcote Shale White Style-Tex



New Royalcote Candlelight Cherry

New Royalcote Danish Teak

MASONITE CORPORATION

Masonite and Royalcote are registered trademarks of Masonite Corporation.

Please rush me my free copy of your full-color decorator booklet with all the "Something-Else" Room design ideas.

MASONITE CORPORATION, DEPT. AH-4,
Box 777, Chicago, Illinois 60690
In Canada, Masonite Company of Canada, Quebec.

Name_____

Address_____

City_____ County_____ State_____ Zip Code_____

nahb The Name of the Game is Living. Explore a New Home Today.®

The Paneled Bath

...finally, after 4000 years of tile

Panel System 202 patterns: Teak, 417 and Starflower Gold, 145. Vanitory: Butterscotch, 869 and Teak, 417. Carpet: CRESLAN® acrylic fiber.

A totally new look! FORMICA® brand Panel System 202 is a durable, easy to clean paneling system. No grout lines. Won't chip or crumble!

New Panel System 202 is a complete wall system including trim moldings. Created especially for high moisture and wear areas . . . kitchen, bath and laundry. Beautifully superior to tile; hasn't a grain of grout to collect dirt or come loose. Takes to water like a duck. Eighteen fashionable patterns, authentic wood grains and marble designs give your bath a contemporary, fresh, warm atmosphere. And you can match vanitory and wall patterns! This exclusive FORMICA® brand product installs right over almost any existing surface, including tile. Contact your local dealer, builder, or write Dept. AH-48

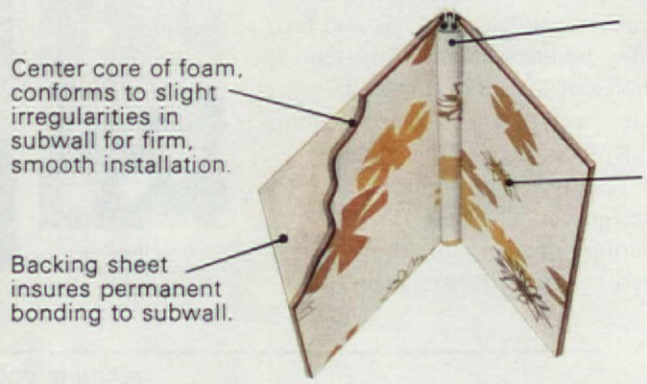

There are other brands of laminated plastic but only one

Leadership by design

FORMICA® BRAND laminated plastic

nahb The Name of the Game is Living. Explore a New Home Today.©

Formica Corporation • Cincinnati, Ohio 45232, subsidiary of CYANAMID



1. Three bedrooms/two baths/1,703 square feet.



2. Three bedrooms/two and one-half baths/1,904 square feet.



3. Three bedrooms/two baths/2,782 square feet.



4. Five bedrooms/two baths/2,224 square feet.



5. Three bedrooms/two baths/1,648 square feet.

6. Three bedrooms/two baths/2,106 square feet.



7. Four bedrooms/two and one-half baths/2,321 square feet.

Weyerhaeuser 20-year Warranty

The materials supplied by Weyerhaeuser used in construction of this Weyerhaeuser Registered Home are warranted to be of good workmanship, free from defect adversely affecting their recommended end-use, and meet or exceed Federal Housing Administration structural requirements. During a period of not to exceed 20 years from date of completion of this home when continuously occupied by the first owner or during a period of not to exceed one year of occupancy by a second owner, Weyerhaeuser will furnish without charge new material to replace material not as described in this warranty when used in accordance with Weyerhaeuser's recommendations or refund the purchase price of such material. This warranty is made solely to the first and second owners of this Registered Home while occupying it. It is valid only if this Home has been properly registered by Weyerhaeuser, and, in the case of a second owner, if such owner has given Weyerhaeuser prompt advance written notice of his ownership.

Warranted by
Weyerhaeuser Company, Tacoma, Washington

this _____ day of _____ 19___

Weyerhaeuser Registered Homes®

Signed _____

Here are just 7 of the hundreds of Weyerhaeuser Registered Homes.® And every one carries a 20-year warranty.

These homes are designed by professionals so you draw on expert skills. But you're never hemmed-in. You can build to suit your own ideas of good living, your own special needs. You select the floor plan. Your own style, color, materials. You have all the latitude in the world to build exactly what you want.

All are homes with long-term value. Because Weyerhaeuser—the world's largest manufacturer of wood products—warrants all its materials in WRH® homes for 20 years. And you get a full-year warranty on the entire house from your WRH builder.

Your local Weyerhaeuser Registered Home dealer can help arrange a 90% mortgage at competitive interest rates and a maximum term of 30 years. Your WRH dealer and WRH builder will help you plan and build exactly the home you want. Like more facts? Just send us the coupon.

To: Weyerhaeuser Company, Box B-2802
Tacoma, Washington 98401

Please send me more information on the following homes:
1 ☐ 2 ☐ 3 ☐ 4 ☐ 5 ☐ 6 ☐ 7 ☐

My needs in a new home are for: _____

_____

Name _____

Address _____

City _____ State _____ Zip _____

Weyerhaeuser

The Name of the Game is Living. Explore a New Address Today.©

This family can have an extra $89* to spend on their new home every year.

(They're putting 6″ of Owens-Corning Fiberglas in the ceiling and 3″ in the walls to keep their heating bills down.)

Why don't you do it, too?

That $89* savings can add up. Multiply it by the number of years left in your mortgage. Somewhere in the neighborhood of $1800 in 20 years. Of course, the initial insulation will cost you a little more—but in two or three years the savings will balance things out.

We tested homes all over the country to prove that 6&3 insulation works. It simply keeps heat in, drafts out, savings up. The result? A more comfortable home.

See your builder and say "Owens-Corning 6&3 Fiberglas Insulation." He'll know. Or go to your building material dealer tomorrow. He can estimate how much 6&3 can trim your fuel bill.

*Write for full test information, Owens-Corning Fiberglas, Toledo, Ohio.

OWENS/CORNING
FIBERGLAS

World's Leading Manufacturer of Insulation

The Name of the Game is Living. Explore a New Home Today.

You furnish the View. Andersen makes the window to frame it beautifully…forever!

(and keep you in year'round comfort)

Andersen Gliding Windows are a beautiful way to frame your favorite view, get top-to-bottom ventilation. Yet, they close extra tight. Gliding Windows come in many sizes including a new 6′ 4″ high unit.

Andersen Narroline™ Windows open and close easily with just a finger's touch. They're so weathertight, welded insulating glass is practical . . . eliminating the need for storing, cleaning and handling of storm windows. Snap-on grilles pop out for easy cleaning.

Andersen Wood Gliding Doors . . . a perfect accent for modern indoor-outdoor living. They come in this 8-foot wide unit, and in 6- and 12-foot widths. Safety glass is available on all sizes. Gliding Doors, Awning and Casement Windows are available sheathed in permanent, low-maintenance rigid vinyl.

Andersen Flexivent® Windows are one of the most versatile units you can use. And they're remarkably weathertight. Use them singly, stacked, or in combination with matching Flexiview® picture-window units.

Andersen Casement Windows, shown here in a handsome 5-sash unit, are recognized as a mark of elegance in fine homes everywhere. They're so weathertight you save 15% or more on fuel bills. All Andersen Windows are available with the extra convenience of welded insulating glass.

Andersen Beauty-Line™ Windows give you picture-window beauty at a practical price. They open smoothly, yet close firmly to seal out winter's icy blasts. And you benefit directly from the natural, fuel-saving properties of warm wood.

nahb **The Name of the Game is Living.©**

FREE! "HOW TO GET GOOD WINDOWS."

ANDERSEN CORPORATION
BAYPORT, MINNESOTA 55003

Send me your full-color booklet that tells me *in detail* how I can be sure I get good windows when I buy, build or remodel.

☐ I plan to build. ☐ I plan to remodel.

NAME_____

ADDRESS_____

CITY_____ COUNTY_____

STATE_____ ZIP_____

Andersen Windowalls™

Only the rich can afford poor windows

AH-48

Take the buttery warmth
of real pecan.

Select enough burls
for interest.

Then deep cut the grooves
for character.

You'd have the subtle charm
of an 8' x 12' wall
that used to cost up to $200.

This Georgia-Pacific Chateau* Paneling
gives you the same kind
of hand-crafted luxury for $55.68.

Chateau Knotty Pecan wood paneling is only one of 33 hardwoods
available in the Chateau Line. For more details see your
G-P building materials dealer or write: Georgia-Pacific Corporation, Dept. P,
Commonwealth Building, Portland, Oregon 97204.

GEORGIA-PACIFIC / THE GROWTH COMPANY

*A Trademark of the Georgia-Pacific Corporation.

nahb The Name of the Game is Living. Explore a New Address Today.®

THE GAMES HOME OWNERS PLAY

We know how you feel when you find that along with the promotion comes the transfer and it's time to move again. Or that your real estate taxes have gone up another notch, the house needs fixing, and there are rumors of a superhighway going right past your lovely backyard patio. In times like these it is pretty hard to think that owning and running a home can be a game—and if it is a game it may not be what one could correctly call "a fun game." But actually it is a game just the way life is a game and whether it's a fun game depends pretty much on how you approach it. You can make a pretty fascinating game out of almost anything whether it is shopping at the supermarket, dealing with servicemen, building, remodeling, gardening, decorating, etc. The better you are at playing the game, learning the tricks, being smart, the more fun it is going to be for you. On the pages that follow we show you how.

THE FIRST MOVE IS YOURS

So you've landed the new job or been transferred from one part of the country to another. Playing the game and making fun of it starts here. Your first problem: You're in both a buyer's and a seller's market. Shed the old pad and buy a new one. Now if the boss likes you that much you might engage him for help. He'll send you and your wife to find a new home (on company expense of course), perhaps pay for the real estate agent's fee on the old. Are you beginning to get the gist of the game? Let's say it is starting on Mortgage and ending on Equity.

Moving day will soon be here so now's the time for the big strip down. Keep only the workables and toss one big Garage Sale.



The white elephants you sell here can pay for a sleek new sofa there. Down the road to new adventure we go. This certainly can't be called vacation time. You're on the move. But why not drop in on Yellowstone or Niagara or shunpike the Pennsylvania-Dutch country? Pause here for a station announcement. Before you even set eyes on the new domain, remember you are now adding to the possession explosion. You are an owner of Property, and the more you have, the more you can get. You can finance a car, appliances, and so on. Your status improves and so does your worth. You can take depreciation and home-owner deductions and do better on taxes.



And there's your home on Merry Lane. Not exactly what you had in mind but it does have possibilities. The first order of business is to establish your local credit. Remember you live in a cashless society and most of us prefer deferred payments to deferred living. We assume you now have a new mortgage. But a letter from your former bank might open up doors for charge accounts in the shops and department stores. This might be a good time to trade in the old jalopy on a new one—on time of course. Now for that "new" old house of yours. Could it stand a face-lift? In need of some smart decorating? What, no pool? You do not travel faster if you play a lone hand in this property game. Enlist as allies the specialists (landscape architects, contractors, designers) who can give you a head start on making your dreams come true. Take shortcuts to reach your goals that much sooner. If you borrow a decorator's inventiveness you can cut the high cost of decorating and give your rooms a fresh young look (see page 72).

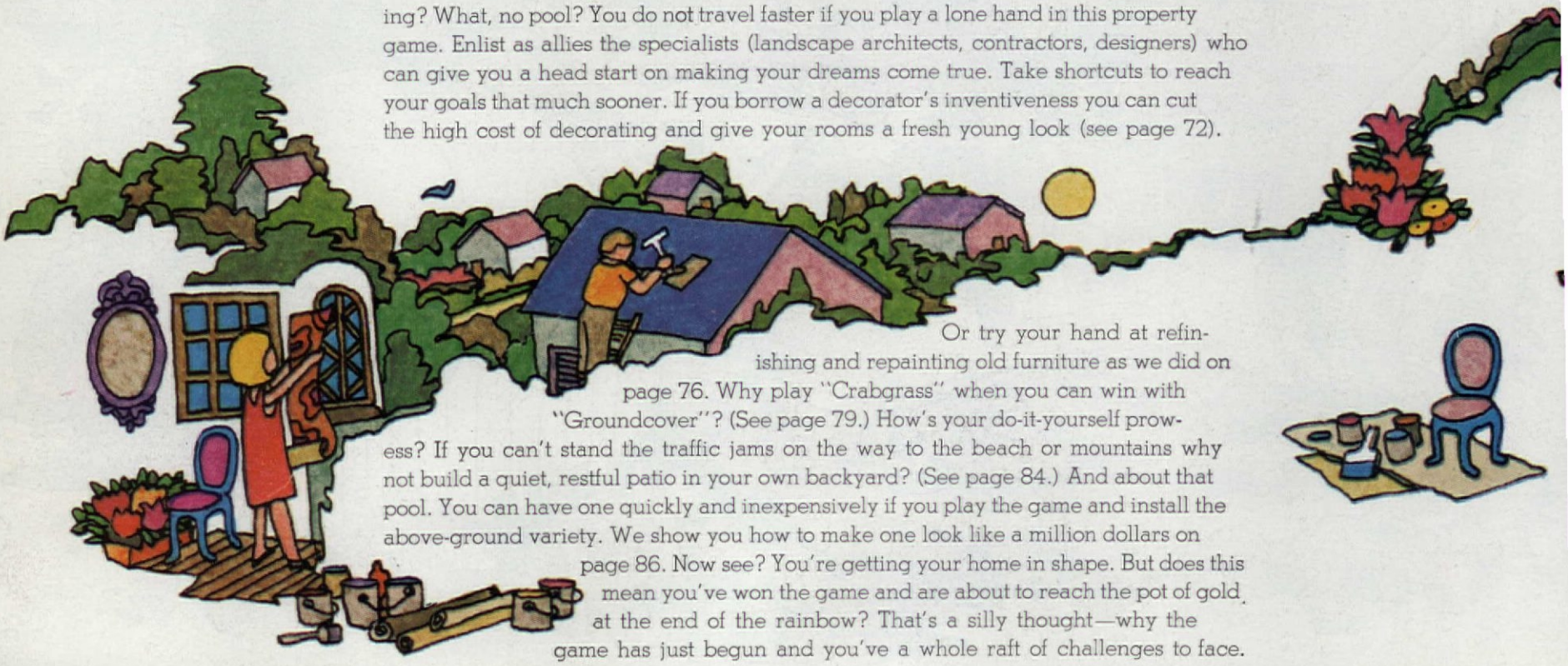

Or try your hand at refinishing and repainting old furniture as we did on page 76. Why play "Crabgrass" when you can win with "Groundcover"? (See page 79.) How's your do-it-yourself prowess? If you can't stand the traffic jams on the way to the beach or mountains why not build a quiet, restful patio in your own backyard? (See page 84.) And about that pool. You can have one quickly and inexpensively if you play the game and install the above-ground variety. We show you how to make one look like a million dollars on page 86. Now see? You're getting your home in shape. But does this mean you've won the game and are about to reach the pot of gold at the end of the rainbow? That's a silly thought—why the game has just begun and you've a whole raft of challenges to face.

Remember, there will always be something going wrong. If you're smart you can take some tips on beating the home-maintenance game on page 93. But also form partnerships with your carpenter, electrician, plumber, and serviceman. Get on a first-name basis, make friends with their wives. Try to avoid the emergency before it arrives. If the upstairs john is acting up or the right front burner is fading—don't wait till they conk out. Do as you would with your doctor; call up your serviceman and explain the symptoms. Maybe there is something you can do to avoid catastrophe. Become his apprentice and confidant. Watch him while he works. Learn what that little gismo does. Or that one. Let him teach you a few tricks of his trade. Invest in some of his tools. The right-size wrench may save a call. Or a "plumber's helper." By all means, give his bill top priority and pay promptly. That is, if you want him to come back.

Another game you'll be playing is the Parent Game. Of course, you'll help out with the Little League, be a den mother, join the PTA. But remind yourself—and the kids—that you can't play all bases, be coach, chauffeur, cook—at the same time. Close the generation gap by a little communicating. In family conclave, set priorities (on money, privileges, socializing, chores). Convince your offspring that the summer job is "in." Tell your lifeguard son his savings will help pay for that second-hand sports car, your daughter that baby-sitting money will buy a new wardrobe. The Community Game? You *can* beat city hall. If a new superhighway is coming smack through town, join that citizens' group and protest. If you don't like the way things are, run for the school board, the finance board. But don't spread yourself too thin. Learn to say no politely or you'll end up licking stamps. Think of all the time you'll save. Put that energy into gardening, decorating, building your equity. If you've time on your hands, get a part-time job and cover the light, telephone, and oil bills. The High-Cost-Of-Living Game? The business of shopping, comparing, spreading-the-income calls for the sharp players. When you go to market, look for the bargains, the discounts, the packaging plus. Learn on page 94 how to be a supermarket sleuth. After all, it's an old American custom to horse trade and haggle. Send it back if it isn't right. Who cares if the melon is far from mellow, the lettuce limp and weary? You do. Press for a new deal. Or grow your own delectable produce. (See page 124.) The Commuting Game? That's a toughie. Perhaps you could convince management to build the new plant within a ten-minute drive, stagger your work hours, work part-time at home. The Higher-Education Game? Start stashing away now for that college of your choice. Here again it's the part-time or summer job that can help a lot. Shop for scholarships for your brainy ones, look to state universities and colleges for lower tuition fees. Have your student visit your bank. Government student loans can get you over the hump. The Car Game? Be your own mechanic, practice preventive maintenance, bone up on the perils of the parking lot. (See page 98.) We could go on and on and on about these games. But aren't we approaching your goal, the pot at the end of the rainbow marked "paid-up, owned-free-and-clear"? Could be. But by now you'll probably have an irresistible urge to do it all over again. Don't fight it. Instead, why not capitalize on your hard-won expertise? Wouldn't you like a second house? By the sea or the ski slopes? You can swing it. Remember your leverage. (The bank remembers.) Besides, by now you're a real pro at playing the game. And quite possibly you're in the chips!

Artist: John Janos

1 2 3 4

By Vera D. Hahn

GOOD ARCHITECTURE: YOUR ALLY IN DECORATING

If you're planning to build or remodel extensively and are genuinely interested in keeping decorating costs down, hire the best architect you can afford. This is exactly what Dr. and Mrs. Robert Handschumacher of Branford, Connecticut, did when they asked Paul Mitarachi, AIA, to redesign an old barn for them recently. The better the architecture, they argued, the easier and less expensive it would be to decorate their new home. It's only when interior design has to make up for bad architecture and camouflage its mistakes that prices really get out of hand.

What if you're not building or remodeling and haven't a good architect to help you? You can still translate some of these budget decorating ideas to meet your own particular situation. First, you don't need a whole lot of furniture—even with as much space as the Handschumachers have. Learn to group your pieces tightly, not scatter them at random. In this room there are seating, dining, desk, and music groupings, each separated by a flow of space and each one with relatively large pieces of furniture. If you lack space, you can still use this money-saving furniture-placement technique to make small rooms look big—just be sure individual pieces are mini-scaled.

Shop for style at bargain prices. Explore the off-beat stores (see page 38) for area rugs, dining chairs, decorative accessories. Splurge on a few good pieces. The Handschumachers blew their budget on the superb Chesterfield sofa. The rule is—your home will have more style if you own a few excellent pieces and fill in with imagination than if you settle for medium-priced mediocrity throughout.

5 6 7 8 9 10

1 *Attic Antiques. Keep a watchful eye on the family attic like Betty Handschumacher did. That's where she found this desk and the fine old blanket chest.* 2 *A bargain rug. Mrs. Handschumacher found this shaggy rug in natural wool for $3 a yard less than the original price.* 3 *The lifetime sofa. This Chesterfield was expensive but worth it, the home owners feel, as it will last forever.* 4 *Wicker. Wicker chairs can be cheaper than conventionally upholstered ones. They not only look comfortable, they are.* 5 *Do-it-yourself coffee table. This one has an erector-set skeleton, plywood top and sides covered with tiles in a block design.* 6 *Found furniture. Refectory dining table was found in Dr. Handschumacher's laboratory at Yale and refinished by Betty.* 7 *Reproductions. Inexpensive ones of almost classic Thonet bentwood chairs silhouette effectively against white walls.* 8 *Young antiques. Collect unusual and decorative pieces such as this wooden pattern for a machine part or the railroad lanterns on the table. They'll increase in value.* 9 *Floor lamps. Use them only where you don't need end tables. Globes, such as these, are for general illumination rather than for reading.* 10 *Effective wall hanging. Splashy print on Japanese paper costs only a few dollars but fills space smashingly, proves you don't have to invest a fortune.*

(Please turn the page)

11 12 13 14 15

GOOD ARCHITECTURE
(continued)

11 *No need for fabric. Well-designed windows need no draping, here in the kitchen or anywhere else in the barn for that matter.* **12** *Industrial light fixture. A simple shape of metal, which has been lacquered white, is really all it takes to light this small dining area.*

13 *Penny-bank table, chairs. Their good looks don't give away the fact that these are bargain-basement-priced furnishings.*

14 *Graphic. Again, a wall decoration that's graphic enough to hold its own even though it's unframed.*

15 *More found furniture. Oak kitchen cupboard was given new porcelain pulls; missing panels were filled in with brown burlap.*

16 17 18

16 *Canvas officers' chairs. For the common room shared by the Handschumacher boys they selected these handsome chairs and hard-wearing yellow sisal rug.*

17 *Storage bed—unpainted. Bed tops three-drawer base, one serves as nightstand, holds lamp; black-and-blue blanket doubles as spread.*

18 *Cement top. A cement cesspool cover makes sturdy tabletop in common room. Wall unit was bolted together from erector-set-like metal parts, painted black.*

19 *Redwood paneling. Walls of compartmented bath were paneled in redwood, stained dark walnut. His and Hers sinks are back to back against partition; rear compartment holds bathtub. Wall-hung laminated-plastic-fronted storage cabinet is reflected in mirror. A handsome chrome shelf was added to hold towels and other necessities.*

19

20 *Almost monastic, the bedroom, but anything more by way of decorating would weaken the architecture, which is at its strongest here. Fascinating, against all those angles, the circular back of our chair. Bedspreads were bought ready-made for their white-on-white pattern. Note the stark shapes of modern lamps. One spot of color: the kite.*

Photographer: Sam Zarember
Information: Alma McArdle
Shopping Information, page 90

HOW TO BEAT THE HIGH COST OF DECORATING

The Decorating Game? It's never easier to beat than with a home that has good architecture, like this one by architects Keyes, Lethbridge & Condon, built by Edmond J. Bennett at Newmark Commons, Washington, D.C. But even without that precious asset you can borrow all the stratagems interior designer Ann Hartman used to make a low-budget job look like a million.

Eclectic means mixing styles but you can also interpret eclectic as Ann Hartman does, who mixes various price categories as successfully as she does styles. "Look for consistency and compatability of style and design. Here we put one or two expensive things into a room full of 'inspired junk.'"

The leather sofa and chairs, the Oriental rug are investments; the plastic coffee table, the photostated prints, the backless daybed are home made. Color costs nothing yet it's a great budget stretcher.

Save decorating dollars by developing your eye for scale. Most amateurs scale much too small, get an unpleasantly skimpy effect instead of a generous one. (continued)

To define the dining area and to provide additional wall space, designer Ann Hartman installed the hanging panel with screw eyes and wires. Combination of black leather upholstered seating pieces, antique chess table, and home-made furnishings are typical of the unconventional but effective Hartman mix. Pow-patterned fabric makes wall hanging; other graphics in this room are blown-up photostats.

The rooms shown here look comfortable, seem adequately and substantially furnished because everything in them is scaled a little larger than life.
Labor costs are high, so use ready-mades wherever possible; make your own when you can't find exactly the right thing and never skimp on upholstery fabrics.
Windows don't always have to be curtained and/or draped—only when there's a functional reason such as privacy or temperature control. Where windows must be covered, an inexpensive fabric (Ann used white sheeting) looks great, even unlined, if used very, very full.
Spend your money only on movable pieces not on built-ins or alterations to the house. Buy antiques and Orientals only from a reputable source if you think of them as an investment.
Collect accessories but don't get hung up on expensive ones until you're very sure of your taste. Fabric hangings, photostats, large vases of leaves and flowers fill in the gaps here.

Kitchen is furnished with color, has marigold walls for contrast with appliances and cabinets. In the breakfast area, chairs and table are sturdy, simple, and good looking. They can be found anywhere. Numbered pot holders frame intercom system.

Little girl's room has grown-up-looking bed, with head- and footboard made from vinyl upholstered flush doors. Wicker hampers hold toys, double as tables.

No-nonsense boy's room in red, white, and blue—a color scheme that's always good. Wall to wall shelf under window is supported by homemade, movable toy storage cubes, which act as play- and work-table. Bunk bed saves space.

"There's no law that says you must spend money for a headboard—or for draperies—if you don't want or don't need them," says designer Ann Hartman. Always practical, she repeats dining chairs throughout the house. Practical too those storage nightstands.

Home office for a designer is furnished for pennies. Drafting table is a flush door resting on horses, director's chairs are good-looking and cheap. Colors here are bright and stimulating.

Photographer: William Maris
Information: Alma McArdle

Old trunk picked up for a mere $3.50—became a coffee table decked in antiqued red paint. Hardware was painted flat black and the trunk mounted on a stand to provide height and toe room. One big plus—our coffee table can still be used for out-of-season storage!

UPMANSHIP WITH CASTOFFS

Here are the pieces you find in thrift shops, second-hand and Salvation Army stores, many times right in your own attic. They're the perfect prop to the sagging decorating budget. For a vacation house they provide the essentials as well as style. Call it junk if you will, but with a little imagination and elbow grease you can turn these castoffs into truly decorative pieces. Rub them down, paint, lacquer, or varnish them as we did here. Two of the pieces we found we did in several versions just to prove how versatile you can be. You could paper a whole piece with posters! For more tips on refinishing and face-lifting furniture, turn to page 126.

Chest of drawers costs only $25. In first version (above) mirror was removed and trimmed and hung vertically on the wall. Chest was antiqued in espresso brown to look like fine rosewood. We used double brass coat hooks (60c each) for new pulls. At right, we painted chest a soft spring green, added white china knobs (49c each). Gay flowers, cut from a $1.50 roll of gift wrap, were glued on. In the version at left, chest was painted beige. Our pulls here are big screw eyes that look like polished steel. You could also use big brass cup hooks or empty spools secured with screws.

Shopping Information, page 90. Photographer: Ray Woolfe

Glass-fronted bookcase that came in three sections was our most expensive piece at $30. Since the bookcase was in good condition, we simply cleaned and waxed the exterior for our first version (left). Interior was painted bright green and now houses a fine collection of Indian artifacts. In the second version (above right) we painted the exterior blue, lined interior with plans and instructions from model kits. Actual models are displayed on the shelves. Version at right uses only two sections. Exterior was painted a bright yellow, interior lined with blue felt. Bottom shelf became a two-room dollhouse.

Chair was salvaged from a Salvation Army store for $5. We reshaped the seat by adding Dacron batting held in place with muslin. Chair now painted black with a polka-dot vinyl seat cover has a brand-new look—no sewing!

Photographer: Harry Hartman Information: Kit Tyson

The house is entered down a long walk. The area between it and the foundation is covered with a planting of pachysandra so thick no weeds can grow. Ferns, bamboo, hanging baskets of fuchsias are accents. Beyond the wall is the ranch fence that divides the driveway from the children's play yard.

The children's play area, a continuation and widening of the driveway, is clearly visible from the kitchen windows. The slope is covered with azaleas to protect it from erosion. Hemlock and magnolia beds are mulched with white stones.

Close-up of raised planting beds (below left) bordering the children's yard is where Mrs. Mossman grows perennials, herbs, and an occasional vegetable. Raised beds are easy to work with because kneeling is eliminated and they can be filled with any soil the plants like.

Living room windows open onto a terrace paved with pebbles for easy care. A bench runs the length of the terrace for extra seating in summer. The carrousel horse holds a basket of flowers.

By Evanthia Kondonellis

ENJOY THE BEAUTY, FINESSE THE CHORES

A landscape designed to be a total garden experience is the secret desire of every garden lover. You want to be able to look out on a garden from every room of the house, to enjoy flowers and trees and shrubs without having to slave over them. This is possible if you plan carefully, and as an inspiration and example we present the garden of Mr. and Mrs. Stanley Mossman, Baltimore, Maryland, designed by James Rose. It most eloquently proves the point that low-maintenance design does not have to look coldly functional. Groundcovers, gravel, stone, and bark mulches are used extensively, in a plan that includes flowering, shade, and evergreen trees, colorful hanging baskets, and soft washes of fern. The hillside (at left) is covered with ivy, azaleas, and low-growing pines. This eliminates mowing and provides a dense, weed-free cover. Azaleas are a mass of bloom in the spring. The hammock area is mulched with bark to cushion spills.

Bisecting the entry walk (right) at a right angle is a path leading to rear patio and garden. A hedge of hemlock trees screens parking area from house windows. Bamboo grows here too.

By Alan C. Borg

BUILDING A HOUSE CAN BE LIKE CHILD'S PLAY

You probably grew up with a Lincoln-Log set, where you stacked identical interlocking wood sticks together to make a toy house. The same system works life-size. For proof, look at this house. The owner, Neil Astle, is an associate professor of architecture at the University of Nebraska, in Lincoln, but not a skilled carpenter. To beat the high cost of building, he designed a house he and his family could help build in their spare time. His design is based completely on the 2x4 and the 2x2. By using hundreds of them, he saved money ordering materials in quantity. Waste was kept to a remarkable 2 percent by using a simple lap joint, randomly, all over the surface. Nothing was precut. Any piece could be nailed in anywhere and sawed off to fit. The excess length would be used elsewhere. Ceilings and floors are made of 2x4s. Two layers of 2x2s, running in opposite directions, form the walls, with vapor barrier and electrical conduits between layers. This costs about two thirds of what conventional walls do. It also minimized the number of different building trades on the job and reduced the necessity for constant supervision of job and crew. To eliminate maintenance, interior walls were treated with a sealer only. The exterior was left to weather. Finished cost came to $12 per square foot. The result is a handsome house that stands on its own, without regard to its unorthodox construction.

Ventilation slots were created by omitting every other board in parts of wall. (The large glass windows are fixed.) Vents are screened inside. A shutter opens for air flow. Walls are of cedar, an excellent insulator, and were left to weather, without any finish.









House under construction shows lumber strewn like spaghetti (top left) waiting to be nailed into place. At right is detail of corner, with two opposing layers of cedar 2x2s in wall interlocking with 2x4s of floor, to form extremely rigid, almost solid wood slab. Finished walls (directly above) are thus in place as house itself takes shape—no frame-it-then-cover-it sequence.

Please turn the page

Living room (above) looks out to quiet countryside, has "paneled" walls of the cedar 2x2 construction. Detail (right) shows shutter that swings over slotted vent when not in use. Glass window is fixed. Wooden door to large deck outside dining room is nearby.

Areas seen in night view (below) are, left to right, the living room, a corridor, and master bedroom. Each room focuses to the outside and has its own slanted roof line. Central fireplace area has flat roof with skylight. Entire structure rests on concrete podium.

Interior consists of raised wooden platforms around central fire-pit area with hanging fire hood (right). Hallway areas and hearth are floored with slate. Carpeted platforms are one step up. Stair to basement is at right. At sides of fireplace area are living and family rooms. Slotted screen at left, to separate this area from master bedroom, has sliding panel for view of fire from within.

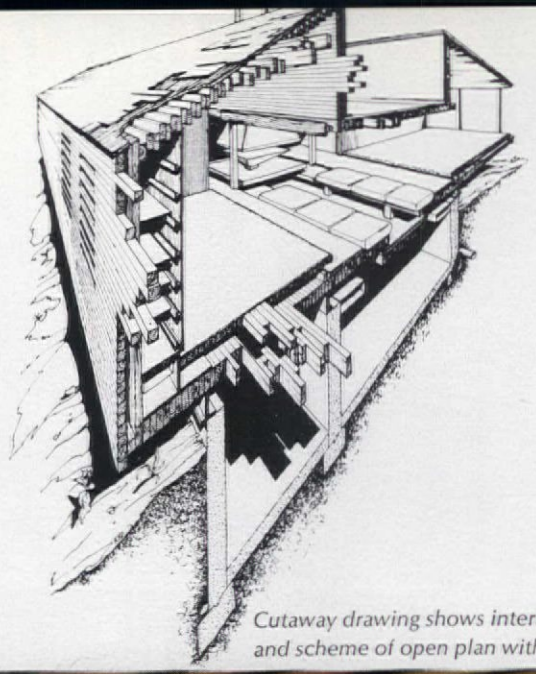

Cutaway drawing shows interlocking construction and scheme of open plan with raised side platforms.

BEAT THE RESORT GAME IN YOUR OWN BACKYARD

What's the fun of summer if the place you dash off to, with children packed into the family car and full of happy anticipation, is a worse place to be than what you left behind? Why get stuck three hours in the inevitable Sunday sundown traffic coming back from a beach that was noisy and crowded cheek to jowl? Here's how you can beat the resort crush itself and the traffic jams getting there too. Just make your own backyard a great place to be. Build a patio or install a pool. Plant a tree. This is what four families did who began with their flat, uninteresting backyards in the original Levittown on Long Island in New York. With careful attention and taste, each owner achieved variety and beauty and enhanced the value of his land and house. Each yard was planned to suit the individual needs and preferences of the family living there. This is not a ready-made solution to the problem of leisure activity. Instead it is in the best tradition of the do-it-yourself approach. Put some of yourself into the project and reap the rewards in your leisure hours.

Mr. and Mrs. Noel Giambolvo greatly enlarged their house and covered it with cedar shingles. A willow tree shades the free-form patio of bricks set in sand, sheltered by two wings of house. The work was all done by the owners.

Even a small yard can accommodate a pool large enough to do more than splash in, if it's an irregular shape that curves around and leaves space for poolside tables and a dressing room. This one, with flagstone border, is at the home of Mr. and Mrs. Arthur Lauricella.

The patio at the home of Mr. and Mrs. David Glazer, right and below right, was designed by Mr. Glazer, a professional designer. The free-form patio of brick set without mortar is flanked by an addition housing the family room. Sliding doors provide access to patio. The redwood-stained privacy fence in the background shields yard from rest of world. The view from inside is especially inviting.

Besides adding a number of rooms to their house, Mr. and Mrs. Harry Ehlen made their whole backyard one huge patio paved with old brick, surrounded with raised planters, rock beds, and a storage structure with batten siding. A covered patio is located in hollow of U-shaped plan.



Photographer: Harry Hartman Shopping Information, page 90

ABOVE-GROUND POOL BEATS THE SYSTEM

The advantages of an above-ground pool are many. You avoid the long, drawn-out expensive installation and the mess in your backyard. The whole set-up here, built by Ron and Jill Jones last year, was done in less than two weeks and cost less than $2500—a far cry from the expense of a traditional pool. You add to the value of your property without increasing your tax assessment as below-ground pools usually do—and in most cases you don't need a building permit. For you who have always felt that an above-ground pool is an eyesore on the landscape, you simply make it look built in. Add a raised deck, a screen house, sand-box area, outdoor carpeting, and a fence, and the whole compound looks as if it were a walled garden. The crowning touch to beating the system is to give a painting party. Once your pool is installed you invite the neighbors over, supply them with plenty of paint and paintbrushes, and provide music and food as a diversion. You get the whole project completed in an afternoon and have fun in the process. The one thing you can expect—polka-dot grass in a five-foot border around your fence. But after the first mowing, that's gone.

Tom Sawyer originated this fence-painting ploy, which could also be used to lighten the load in painting a house.

Maybe not quite the same caliber as Handel's Water Music. But note the unique music stand. No sheets to the wind here.

Set up a picnic table, order cold cuts and delicatessen salads, add something to quench a thirst.

Even the young get into the act, although they may slightly overextend their reach.

The finished pool installation becomes a pristine oasis in a pastoral setting. Serene and peaceful looking with just a few people dipping their feet into the water, it takes on a lively air with many people of all ages splashing around. Screen house provides shade. Outdoor carpeting is nonskid and carefree. White fence defines pool area, is of random-width horizontal design to minimize bulk, lead eye along length. Sand pile is tucked into one corner of fence.

Shopping information, page 90
Landscaping: Green Valley Nurseries

A Pre-Holiday Feast

THE FUN OF GOURMET CLUBS

Fine cuisine has achieved another, and perhaps the ultimate, distinction—clubs organized in its honor and devoted to its preparation and enjoyment. This is truly exciting. Not only does it suggest a different approach to entertaining but offers a fascinating new horizon to explore for the latent gourmet cook. There is a special satisfaction that comes from sharing a mutual enthusiasm with friends. And what better way to refine a taste for fine foods than learning how to prepare them? Pictured here in full swing is a gourmet group in Berkeley, California, enjoying the dinner prepared by the hosts for the evening, the Joseph Ulmers. (He teaches biology and physiology at Los Lomas High School in Walnut Creek, California.) Their menu (at right, in French) suggests the time and effort required to create a bill of fare complemented with appropriate wines. Tangy biscuit appetizers made with Roquefort cheese served with a lovely, dry sherry. Claret consommé mulled with beef stock, cinnamon sticks, and lemon slices; followed by trout, floured and sautéed in butter until savory, accompanied by a fine, white Burgundy. For the entrée, succulent roast duckling served in brandied orange sauce, wild rice with pine nuts, and an intriguing purée of romaine seasoned with sautéed green onions, beautifully complemented by Pommard-Epenots, a soft, pleasantly light red Burgundy. And for an irresistible dessert, Croquembouche, light golden puffs filled with rich pastry cream and glazed in caramel syrup—with coffee, of course, and brandy or port to follow. (Recipes begin on page 118.)

What this menu doesn't reflect, however, is how much fun it is in the making . . . researching recipes to create a full-course dinner . . . learning to cook with style and to present it with finesse . . . experimenting with and perfecting specialties . . . the anticipation of a memorable dinner, and of course, the enjoyment of one . . . the gratification that comes of appreciative dinner companions . . . becoming knowledgeable about international cuisine, regional specialties, traditional classics. And the pleasure of knowing that you are able to prepare gourmet foods gives you more confidence when dining in fine restaurants.

Arlene Ulmer explained to us that in their group the host couple is responsible for the entire dinner—planning, research, preparation, decor, music, and whatever else they consider appropriate.

This group meets about once a month and the husbands play an active role in all phases of the dinner. It is limited to four couples because larger groups tend to be unwieldy. "Joe does a lot of the cooking when we host and in many areas he's more skilled than I am. We all enjoy planning meals from different (continued)

Arlene and Joe Ulmer, in their recently remodeled kitchen, preparing the finishing touches to Duck à l'Orange.

The Berkeley, California, group—Jean and Joe Concilla, Jo and Robert Morris, Lilly and Charles Stevenson with host, Joe Ulmer. Below, the table before the feast.

Photographer: Barbeau Engh

THE MENU

Roquefort Galettes
Dry Sherry
Claret Consommé
Truite Meunière
Pouilly-Fuissé
Caneton à l'Orange
Purée de Romaine
Riz Sauvage Pignones
Pommard Epenots
Croquembouche
Café
Brandy Port

(Recipes on page 118)

Trout Meunière ready to be served with lemon sauce. At left, Duck à l'Orange, Wild Rice with Pine Nuts, Purée of Romaine.

Shopping Information, page 90 Photographer: Harry Hartman

Tuna Crunch Casserole

1-6. 1 can Campbell's Cream of Mushroom Soup
7. ⅓ cup milk
8. 1 can (7 ounces) tuna, drained and flaked
9. 2 hard-cooked eggs, sliced
10. 1 cup cooked peas
11. ½ cup slightly crumbled potato chips or one of the following:
"Goldfish" crackers
Chow-mein noodles
Canned French-fried onions

In 1-quart casserole, blend soup and milk; stir in tuna, eggs, and peas. Bake at 350° F. for 25 minutes. Top with potato chips or desired topping. Bake 5 minutes longer. 3 to 4 servings.

Serve with tomato salad and hot biscuits. Lemon meringue pie and coffee make a happy meal ending.

Get hundreds of exciting menu ideas and recipes in these 2 cookbooks! Campbell's "Cooking With Soup" and "Easy Ways to Delicious Meals." For each book send 60¢ with your name and address to: TWO COOKBOOKS, Box 575, Maple Plain, Minn. 55359. (Indicate cookbook desired.) Offer may be withdrawn at any time. Void if prohibited or restricted by law.

To make a Tuna Crunch Casserole, you need 11 ingredients.

6 of them are in here.

M'm! M'm! Good!

BELONG?



Some call it a state of mind. And it very well may be. But whatever it is—it's a very real thing—that sense of belonging.

It's being invited to the dance, like everyone else. It's being able to swim a couple of laps, like everyone else. It's using Tampax tampons, like everyone else too.

When you use Tampax tampons you belong to a group much larger than your close circle of friends. You're one of millions of women and girls in 106 countries who have used billions of Tampax tampons to date. Want to know why?

Tampax tampons are the modern internally worn sanitary protection that give you total freedom *every* day of the month. With total comfort, too. There are no belts, pins, pads. No odor or irritation. Never any physical unpleasantness, like chafing. Doesn't this sound like something that should belong to you? Tampax tampons. Join up today.



DEVELOPED BY A DOCTOR
NOW USED BY MILLIONS OF WOMEN

TAMPAX® TAMPONS ARE MADE ONLY BY TAMPAX INCORPORATED, PALMER, MASS.

GOURMET CLUBS
(continued)

countries as it gives us a chance to try really new food experiences. We learn a lot this way. For instance, last year one of the host couples served an African dinner with African wines—something most of us hadn't even known existed. Usually in November we have a game meal. In August one of the hostesses generally plans a brunch which we serve in one of the Berkeley parks. Last year it included champagne and a turkey covered with almond paste.

"We always make up a printed menu to display and discuss. Obviously with small children and all our other activities we don't always find as much time as we'd like for research and recipe testing and original ideas. But it's lots of fun and we're all better cooks for it—better diners, too, by the way."

There are many variations of the gourmet club throughout the country, all having a different approach to the art of fine dining. There is a group in a Chicago suburb called oddly enough Men's Cook. Ten years ago six husbands decided to give their wives a night off from cooking once in a while. They met every two months and prepared and served a simple meal. Now they have become a gourmet club and the men prepare more elaborate and very special meals.

There are now only four couples in the club because two have moved away. Rather than fill the membership it was decided to allow the host to invite two guest couples for the evening. Each couple holds one dinner a year, the first on New Year's Eve.

The host plans the menu and does research for the recipes. The men do the shopping, split the cost of the food and wine, and do all the cooking. They meet at 6:30 and dine at 9:30 with, each couple bringing their own spirits. The group now finds they are doing more French cooking and the more unusual the recipes, the more ambitious they become.

In a group in Upper Lucas Valley, California, couples are "chosen for their interest in and liking for food rather than for being good friends. If we were friends, it would likely turn into a social evening, defeating our purpose. The host couple has the prerogative to invite one guest couple." Each course involves lots of work and cooking equipment, so the group cleans up after each course. Members can then appreciate each course before starting the next.

Planning varies from one club to the other. In some, each couple brings a special dish—a part of the menu planned either by the ladies beforehand or by the entire club at the previous dinner. Husbands may be responsible for making and serving one thing. Often the dish chosen is one not readily available in restaurants. Many divide the cost among members, in others the host couple foots the bill.

those horrid
age spots*

fade them out with ESOTÉRICA

*Weathered brown spots on the surface of your hands and face tell the world you're getting old—perhaps before you really are. A new cream called Esoterica fades them away, as it moisturizes, lubricates the skin. Masses of pigment break up, roughness disappears, your skin looks clearer, younger. Esoterica works equally well on hands, face, arms and neck. Makes a wonderful hand cream and make-up base. Product of a trustworthy 53-year-old laboratory, it is featured by leading department stores and drug stores. If you want your skin to be free of these blemishes, fairer, younger looking, begin using Esoterica today. 90-day supply, $2.00. Available in Canada and Mexico.

ESOTERICA SOAP softens skin, helps clear surface blemishes. Combats dryness.

MITCHUM CO., 610 FIFTH AVE., NEW YORK 20, N. Y.

MANDEVILLE
TRIPLE-TESTED
FLOWER SEEDS

One of the World's Largest Collections of Leading Varieties

'68 collection features many new and exciting varieties including: new *All-America* Jubilee Orange Marigold, Golden Triumph Celosia and Blaze Verbena, plus Mandeville introductions, Sombrero Zinnia and Li'l Daisy Mae Aster. FLASH!! *Win Cash Prizes in big Garden Photo Contest!* See Mandeville display for details.

Mandeville & King Co. • Flower Seed Specialists since 1876 • *Subsidiary of Asgrow Seed Company.*

AT STORES ONLY—EVERYWHERE

SHOPPING INFORMATION

Merchandise listed here is available in leading department and specialty stores. If you cannot find it, write to American Home, Reader Service, 641 Lexington Ave., New York, N. Y., 10022, for additional information. Retail stores are listed with their cities. Items not listed may be privately owned or custom made.

NEW APPROACH TO HOME BUILDING

Page 24: For additional information on the "Weyerhaeuser Registered Home Program," Write to Weyerhaeuser Co., Tacoma, Wash. 98401.

GOOD ARCHITECTURE

Pages 68, 69: Floor lamps, Georg Kovacs, N.Y.C. Lanterns, Eris Antique Inc., N.Y.C. Wicker settee, Tropi-Cal. Pillows, Claude Le Tourneau Gifts, N.Y.C. Wicker chairs, bentwood chairs, Jensen-Lewis, N.Y.C. Red pedestal table, D/R International, N.Y.C. Brown/beige rug, Fraser's, Berkeley, Calif. Coffee table: frame, Dexion, Inc., surfaced in vinyl floor tiles, Robbins. **(Bottom):** Rug, Claude Le Tourneau. Kite, Go Fly A Kite Store, N.Y.C. **Page 70 (top):** Table, The Door Store, N.Y.C. Rug, Be Seated, N.Y.C. Lithograph, Associated American Artists, Inc., N.Y.C. Wicker basket, Tropi-Cal. Brown pot, Azuma, N.Y.C. Blue pot, Claude Le Tourneau. Coffee pot, D/R International. **(Bottom left):** British officer's chairs, Jensen-Lewis. Spools, Go Fly A Kite Store. Solos, Shoot The Bull games, The Pink Balloon, N.Y.C. Bed platform, Furniture In The Raw, N.Y.C. Blankets, Faribo. Desk chair, The Chair Store, N.Y.C. Desk lamp, "Baton," Lightolier. Floor lamp, Georg Kovacs. Wrapping paper poster, D/R International. White pitchers, Claude Le Tourneau. Angle wall unit, Dexion, Inc. Sisal rug, Heywood-Wakefield. **(Bottom right):** Towels, Cannon. Clock, Westclox. Mirror, Georg Jensen, N.Y.C. Green-topped jar, Claude Le Tourneau. Kiku bath accessories, Fabergé. Hanging bag, D/R International. **Page 71:** Bedspreads, "Queen Elizabeth," Bates. Lamps, Koch & Lowy, Inc. Chair, bedside stools, Tropi-Cal. Black/white rug, Scandinavian Marketing.

UPMANSHIP WITH CASTOFFS

Pages 76, 77: Dolls, stuffed toys, doll furniture, F.A.O. Schwarz, N.Y.C. Model planes, ships, cars, Hobby Assoc., N.Y.C. Easel frame, enamel painting, china box, Sawdust Galleries, N.Y.C. Handcrafted Indian articles, American Indian Arts Center, N.Y.C.

BEAT THE RESORT GAME

Page 84 (bottom left): Sand chairs by Telescope. **Page 85 (center):** Garden chairs, lounges by Tropitone. **(Right):** Folding director's chairs by Telescope.

ABOVE-GROUND POOL

Page 86: Above-ground metal pool, by Muskin Mfrg. Co. Acrilan acrylic outdoor carpet of Ever-Wher Fabric, Callaway Mills. Portable folding screen house, Paradome, Avis Industries. Douglas fir framing and Ponderosa Pine fencing, Western Wood Products. Waterproof exterior plywood decking, American Plywood Association. One-coat exterior paint, Sherwin Williams Company.

GOURMET CLUBS

Page 88: Tray International Silver Co.

ASPIC

Page 106: Round glass plate, B. Altman & Co., N.Y.C. Low cake stand, Tiffany & Co., N.Y.C.

Imperia II in all its beautiful variations puts fine cabinetry throughout your home

In kitchens. The "right" kitchen can make your home all you've dreamed it could be. Imperia II is so definitely right, because its luxury, its beauty, fills you with new pride each new day. And behind the sable-dark, distressed furniture finish, you'll find all the "housewife-approved" conveniences that make your hours in the kitchen more pleasant, more relaxed, more efficient. Beauty and efficiency. A wonderful combination. Plan around Imperia II . . . there are cabinets to fit kitchens of any size and shape.

Home Management Centers. And while you're planning, save a spot for an Imperia II Home Management Center. It's a delightful convenience, with room to plan menus, write checks, telephone, or to store things. I-XL makes sizes to fit small nooks or entire walls.

Baths and powder rooms. Bathrooms are prettier than ever, and you can have the prettiest. With an Imperia II Lavanity. You'll find it adds the beauty you want, provides storage that keeps bathrooms neater, makes organization and clean-up easier.

Your I-XL dealer is listed in the Yellow Pages.

THE I-XL FURNITURE COMPANY

The kitchen people with different ideas

For professional planning help, send $1.00 to I-XL Dept. 36, Goshen, Indiana 46526 for our book "How to plan a kitchen you'll love."

Name_____

Address_____

City_____

State_____ Zip_____

Remember when home was your street?
And you knew who lived in every house?
Go home this weekend.
Long Distance is the next best thing to being there.

Now the low rate of $1 or less* is in effect all day Saturday as well as all day Sunday.
(*Three-minute, station-to-station interstate call, anywhere in the continental U.S., except Alaska, plus tax.)

BELL SYSTEM AT&T and Associated Companies

HOME MAINTENANCE: A SERIES OF SMALL VICTORIES

There are always too many jobs to be done, too many things that can go wrong when you own a home. Does this mean give up? Definitely not. The way to beat this game is to aim for small victories, the sum total of which is a few hundred dollars a year in your pocket, and hours of time saved for doing the fun things in life.

PRECISE RECORDS HELP YOU WIN

Houses contain a fantastic variety of mechanical equipment, framing members, roof shingles, wall-finish materials, etc. Your aim is to keep them all as functional as you can. Time is your enemy. It tries to break them all down. Here's your attack:

In a notebook devoted to nothing else but maintenance information, jot down the date of installation, the life expectancy, and the guarantee period of items like your water heater, heating boiler, dishwasher, clothes dryer, and the like. Keep all guarantees, warranties, bills of sale, repair bills, perhaps even literature pertaining to guarantees and life expectancies. Periodically—say once every autumn—check these records over. Then, for example, if your water heater, which has a 10-year guarantee, is about to have a 9th birthday, have it examined. This may stave off a sizable repair bill.

MAKE REGULAR INSPECTIONS

For many parts of the house records are impractical—nay, impossible. So to prevent such things as water damage, loose foundation bricks, and peeling exterior paint, set aside perhaps two or three Saturdays a year for a careful inspection of the house and for doing small repairs. Examine flashings, mortar joints, concrete walkways, siding boards, calking, gutters, ceilings, walls, woodwork, for any sign of trouble. Of course, you've got to know what you're doing, so research magazine articles and home-maintenance manuals. Obviously small repairs now prevent costly repairs later.

KEEP LIST OF REINFORCEMENTS

No matter how diligently you apply the above, there will come a time when you need a repairman or mechanic, and you need him fast. No time to shop around or compare bids, so you pick up the phone book. Often, you'll do all right. But sometimes, you'll pay a little more than necessary or get substandard work.

To beat this part of the game keep a running list of people to call for help. Every time a friend raves about a man's work, and/or price, record the man's name, address, and phone number. When trouble comes, you'll know who to call.

SHARE THE WORK

When deciding how best to get a project done, you can usually decide between doing a whole job yourself or having it done professionally. But why not a combination of both? For example, when having a room painted, you can save considerably on an hourly charge by doing the preparation work yourself. Have all furniture in the center of the room and covered before the painter arrives. And do all the plaster patching, sanding, removing of old finishes a couple of days before. When the painter arrives, he just paints.

For more complex jobs, such as redoing a kitchen, you might schedule the work to be done in separate phases. You build the wall cabinets, then buy a dishwasher. The plumber you call in to install the dishwasher can also order the new sink and the base cabinets and counter top to go with it.

When the plumber finishes up, you paint the woodwork or install the new paneling, after which a dealer puts down the resilient flooring.

Result: you've saved on labor, financing charges, and middleman profits, while being able to comparison shop for the dishwasher, cabinets, and materials. You eliminate the unwanted or unnecessary parts of a package remodeling, and the progress of the job was matched to your ability to pay for each step.

If you're very handy, and a little lucky, you might even tackle something big and costly like a room addition or an exterior paint job by hiring a pro who normally works for a contractor. You hire him to work weekends, with you acting as helper.

DO EACH JOB FOR KEEPS

Before going ahead with any repair, remodeling, or decorating work, give some thought to reducing future maintenance tasks.

For example, when redoing a room, you might use enamel paint—either gloss or semigloss—not just on the woodwork, but on walls and ceilings as well. It's easy to wash, resists grease and fingermarks, and discourages water damage.

On jobs where there seem to be no such work-saving tricks, you can still beat the game—by using the best grades (not necessarily the luxury grades) of materials wherever possible. Brass faucets need fewer washers than cheap ones made of white metal. High-grade paint looks better and lasts longer than cheap paint. Good floor tile wears far better than the poor types.

Your best attack, then, is not a quick thrust but a sustained effort. Try some of the above ideas and you'll think of others. Before long, you'll be winning.

Double-Delicious Meat Loaf! Bake two, freeze one...the easy, work-saving Reynolds Wrap® way. Why, specifically, Reynolds Wrap? Because Reynolds Wrap is **oven-tempered for flexible strength.** A special kind of strength that resists tearing...stands up to oven heat and freezer cold. Maybe that's why more women buy Reynolds Wrap than all other foils combined. **Reynolds Wrap** ...wouldn't you hate to be without it?

DOUBLE-DELICIOUS MEAT LOAF
Serve One Tonight...Freeze One for the Future!

4 lbs. lean ground beef	4 tablespoons grated onion
½ cup each finely chopped celery and parsley	4 teaspoons Worcestershire sauce
3 teaspoons salt	1 No. 2½ can tomatoes
½ teaspoon pepper	4 eggs slightly beaten
1 teaspoon oregano	3 cups bread crumbs
	Heavy Duty Reynolds Wrap

Mix together beef, vegetables and seasonings. Add eggs and bread crumbs. Toss lightly with fork until well mixed. Divide into two equal portions.

Line two loaf pans with Heavy Duty Reynolds Wrap. (For the loaf you plan to freeze, use extra foil to allow for complete wrapping, later.) Place loaves in pans leaving foil open. Bake at 350° for 1 hour. Lift out loaves, using the foil as handles.

Serve one loaf hot from oven. Let the second loaf cool thoroughly, then bring up the foil, seal tightly by double-folding edges and place in freezer.

BE A SUPERMARKET SLEUTH

Don't let your supermarket's sleek, modern, impersonal exterior intimidate you. Just beyond that swinging door is a person you can get to know—the manager. And while you're at it, why not the butcher, the fresh fruit and vegetable man, and checkout clerks as well? And a stock boy or two. After all it is *your* supermarket. You shop there regularly and know where everything is. You stroll the wide aisles, select from the variety of brands they carry, enjoy the pleasant atmosphere and efficient service, so why not begin to get acquainted with the staff?

Wouldn't it be better to be able to ask a butcher you know for a certain choice cut of beef? Friendly clerks have been known to offer tips on specials, and the manager might call your attention to a new product.

Of course the canny shopper doesn't rely entirely on her friendly business relationships. You have to be alert and sharp witted, know how to take advantage of food specials, and to recognize when a bargain is a bargain, to get the most from your food dollar. Here's some advice that should help it stretch.

SHOP THE SPECIALS

Know where to shop for specials. Check the local newspaper ads that come out twice a week—Monday for beginning-of-the-week specials, and Wednesday or Thursday for weekend specials. Read window-sign specials.

Keep your eye open for dealer specials. These are offered by the grocery manufacturers and/or wholesalers on quantity orders by an individual supermarket chain or co-ops. They reduce the price to the consumer anywhere from 3c to 5c off the suggested list price.

Carry a copy of the ad when shopping for advertised specials. The stock clerk may not always have time to mark down every item in stock, and the checkout clerk may not be aware of every day's special.

Don't be misled by quantity specials. When products are advertised at 5 for $1, or 4 for 89c, you can buy them individually at the sale breakdown price of 20c or 23c each.

Compare prices and products before buying meat specials. The special is not always the best buy. Compare special-price meat with regular-price meat. A sirloin or porterhouse may have been trimmed and boned for the regular price while the special may have a larger quantity of fat and some bone. With lamb, check oven-ready price per pound against a special for a whole leg, untrimmed in any way. This applies to any cut.

Ask for a rain check from your grocer if he's out of an advertised special. This is a reasonable request and he should gladly oblige.

FIND THE BARGAINS

Buy marked-down, day-old baked goods. Getting a day older in the store is the same as your kitchen.

Check packages marked with dates. Items such as meat, eggs, and baked goods may be stamped with the latest date it should be sold. Buy the one with the latest expiration date to insure complete freshness.

Don't be fooled by stocked displays. Island or end-of-aisle stocked displays may confuse or mislead you. If these items are not featured in the newspaper ads or window blockbuster posters—chances are they are regular shelf price.

Double-check prices of large economy size. The family-size pack of any grocery product is not always the most economical. A few minutes to figure the cost per ounce may save you pennies—that can amount to dollars. There are times when it's less expensive to buy two packages of a smaller size—and often more convenient to store than one large one.

Look at the net weight. The largest package doesn't necessarily mean the greatest amount.

Note and learn the regular prices of the food you usually buy. If you know the regular prices, you'll be a smart "cents off" shopper—and know when a bargain sale really is a bargain.

Shop at the best times. It's a good idea to shop early—to get the freshest items, or late—to take advantage of last hour markdowns on produce and bakery items.

Take advantage of less tender, lower-cost cuts of meat. Recipes for these cuts are tasty and unique. If cooking time is short they can be tenderized and broiled or panbroiled.

Know how to buy poultry. It is always more economical to buy whole poultry and cut it up yourself than to buy the parts, split or quartered.

Compare number of servings with comparative prices. Know what the number of servings listed on a can or package means in terms of number of servings for your family.

BE SHARP

Stay awake at the checkout counter. If you control the feeding of your purchases to the clerk, there's less chance of error in ringing up the proper amount. Try to keep like items together. Check the packing to make sure nothing is left behind.

Return unwanted items to where they belong. If you decide you don't want an item, return it to its proper place, even if you must backtrack—particularly if it's perishable such as frozen foods, meat or dairy products. After all, you wouldn't want to buy a frozen-food product that may have been previously thawed.

BE YOUR OWN DECORATOR with CORDLESS DECORATOR CLOCKS by GENERAL ELECTRIC



Barbary has stunning brass-color dial centered over fabric pattern of Mediterranean design. Picture-gallery frame in walnut finish. The perfect cordless wall clock for provincial decors. 15 in. high, 17 in. wide.

Mexico is an authentic reproduction of the ancient Aztec calendar. Richly designed antique bronze color makes every wall the center of interest, complements background color. 18-in. diameter.



Autumn Bronze creates several dimensions within a single design. For modern decors. Brass-color dial is centered over mottled bronze color. Walnut finish. 17 in. high, 12 in. wide.

Scandinavia, a modern Danish masterpiece in polished teakwood veneer. Black dial with stylized silver-color numerals and hands. 9 in. high, 20 in. wide.

General Electric Company, Housewares Division, Bridgeport, Conn. 06602

Progress is our most important product

GENERAL ELECTRIC

Make a clean break with the past.

Graduate to a **flameless electric water heater.**
No flue, no chimney, so it goes anywhere.

Why should an old-fashioned "chimney" dictate where you put your water heater? Why not graduate to a modern electric water heater that tucks away almost anywhere you choose... for instant hot water.

You can install an electric water heater in your kitchen or your bathroom, under a counter or in a closet, downstairs or upstairs. It's flameless, so it needs no pilot, no ventilation, no chimney flue.

And of course it gives you all the hot water your family needs. Silently. And efficiently. So treat your family to a flameless electric water heater. Make a clean break with the past ... and graduate to another appliance that adds to the joy of Total Electric Living.

GRADUATE TO THE JOY OF TOTAL ELECTRIC LIVING.

This Gold Medallion identifies a home where everything's electric, including the heat.

YOU LIVE BETTER ELECTRICALLY

Edison Electric Institute, 750 Third Ave., N.Y., N.Y. 10017

DECORATING CLINIC

We welcome your questions about decorating and will answer them here as space permits.

Question: *Our recently redecorated living room is blue and white. Do you think it is proper to paint the fireplace wall, which is now natural brick, blue to match the rest of the walls?*

Answer: Since attractive, natural materials are so little in evidence today, we do hope you will leave it that way. You may feel that your room will look larger if it is all one color, but you will be sacrificing a great deal of charm by painting the brick.

Question: *Our city apartment gets dirty so quickly. Each day there is about a half inch of soot on the windowsills and constant dusting and washing have worn away the paint. Is there anything I can do to keep this area clean?*

Answer: For a small investment you could have milk glass cut to fit your windowsills. This can easily be wiped clean.

Question: *In all the decorating advice I've read one is usually cautioned against matching all one's furniture. Well, I agree, but just what mixes with dark Queen Anne bedroom furniture? We need a desk, night table, and a large piece for additional storage.*

Answer: A T-square table with drawers could double as a desk and night table. This is the place for a bright lacquer finish, topped with glass for a practical and easy-to-clean work surface.

As for additional storage space, there are many handsome armoires designed specifically for the bedroom. The straight lines of Louis XVI would be a fine complement to your existing Queen Anne furniture. This armoire should have a pale finish, bleached oak or antique white.

Question: *We are buying stereo components and my husband has selected a large and rather costly cabinet to house them. I think this will overpower the furniture we already have. Do you have another, more practical suggestion for me?*

Answer: Unless space and money are ample we are not in favor of expensive cabinetry for stereo equipment. A wiser investment would be to buy the very best components you can afford and put them in an open bookcase.

Question: *For many years we lived in the Orient and have collected a houseful of Oriental furniture and accessories. Since we are adding a new den to our house, I would like to use some of these pieces with new and comfortable upholstered furniture. What furniture style and fabric would you suggest?*

Answer: Contemporary furniture will work perfectly. We suggest a loose-pillow-back sofa with a wood base in teak, walnut, or painted lacquer. Cover it in a sturdy wool-and-nylon texture or one of the new polypropylene fabrics which are handsome and, what is more, indestructible. Lounge chairs should be in a neutral color leather or its look-alike in vinyl.

Question: *At the present time our seven- and nine-year-olds (son and daughter) share a bedroom. It is 12x16' with windows at either end. How can I divide it so each may have privacy without making structural changes? Any changes must be dismantled when we move.*

Answer: Since there are windows at either end you could easily install folding doors to divide the room in half. Your local lumberyard will have a variety of these doors to choose from. Another suggestion is a back-to-back wall system—poles to the ceiling with bookshelves and desks on either side for each youngster. You might paint the far walls contrasting colors to give each child's area its own individual look.

Question: *Should shelves in a breakfront be placed at the same level or should the smaller shelves on the sides be at different levels to create a more interesting effect?*

Answer: The interesting effect you speak of is not from shelves at different levels but from what you arrange on them. Place the shelves evenly and concentrate on a pleasing and interesting composition, using objects of compatible styles.

Question: *We are a service family and consequently move every few years. Our present house has no entry and the first thing you see is the kitchen. The living room is only 8'x12'8" and unfortunately, my furnishings consist of an eight-foot sofa, which looks massive, and an Oriental rug.*

Can you suggest any simple decorating solutions, bearing in mind that we are not planning on furnishing this house as our permanent home?

Answer: Why not add a swinging door to your kitchen? This will look more attractive from both the door and the living room and still provide easy access to the kitchen. Shield your entryway from the living room with a free-standing three-panel screen and cover it with an inexpensive fabric to match the wall color.

Since you don't have room for the customary end table and lamp arrangement, rely on a 30x48" coffee table and wall lamps with swing-out arms to flank the sofa. Add a pair of classic bentwood and cane armchairs and perhaps an easy-to-assemble (as well as disassemble) book wall. You will then have furnishings that meet your present needs and will be just as workable in new surroundings.

Question: *We have just added a dining room wing and are left with a window between the den and the new dining room. We would like to disguise it but cannot afford the structural changes to remove it.*

Answer: The best bet would be to remove the window sash and glass panes and set in a window treatment that looks equally nice from both sides. Shutters or crisply shirred curtains stretched between two rods would look neat. Make the shutters or curtains the same color as the wall and they will practically disappear. Someday you might want to take advantage of a pass-through from the dining room to the den.

It's a Bargain

(continued from page 38)

Indicative of this change is the Goodwill Industries store in Seattle, Washington. No cluttered salvage shop, this! It is a veritable department store complete with shopping carts, a coffee bar, and music. But the bargains are still here too. Some of the items we found: a child's school desk for under $2, a spool-back chair for 99c, and treadle sewing machines in working order for under $5.

TRACKING THEM DOWN

Of course, bargain stores differ somewhat from community to community. But there are certain similarities we've noted.

Let's begin with how you locate them. In addition to keeping your eyes and ears open, it's a good idea to check the classified section of your telephone directory. Possible listings to look for: Second-hand Stores, Gift Shops (this listing may include many of the craft and specialty shops), Imports, Art Galleries, Antiques-Reproductions, Pottery, and Sculptors.

For special sales and auctions, the newspapers are your best guide. Near the classified section you'll find the ads for rummage sales, individual items for sale, model home furnishings sales, van and storage company sales, and garage sales.

Don't forget other old standards too: hospital thrift shops, yarn stores, flea markets, and wrecking companies. Wrecking companies have wonderful used hardware and architectural elements.

And one firm, with franchises all over the country, offers a rather unique service to non-do-it-yourself shoppers. Headquartered in Kansas City, Bix Furniture Stripping Service will strip and remove the stain from any furniture piece you send them—economically and fast.

IMAGINATIVE BUYING

In some shops you'll find merchandise that's reasonable as well as a challenge to your imagination. And finding a functional use for items whose original purpose bears no relation whatsoever to American life can be fun. For example, several years ago we purchased a Far East warming dish for 49c. Too heavy and rough to use on the table, it was bought as a dog feeder. It was so attractive on the kitchen floor that we rushed back and bought several more to use as planters and doorstops.

This brings us to another point. The peculiarity of some bargain stores is the sporadic supply of any particular item. It may not be there tomorrow, or months may go by until the next shipment comes in—so buy now. And stop by every time you go by just to check on what's new.

Last week might have been the time to pick up a $5 wall poster in a bold design. This week, how about an old shaving mirror, a sheepskin rug, a stained-glass owl, some pottery, a wine rack? And next week or next month may yield a good supply of table legs, haberdashery signs from Denmark, plastic-coated paisley trays.

Regardless of the room you need something for, regardless of how much money you have or want to spend, and regardless of whether you want something old or new—today's bargain shop has something for everyone. And that means you!

When you're buying living room carpet, make sure there's an Indian behind it.

Like Rhythm Lane, made with 100% pure wool pile.

You don't look for carpet every day.

And you don't want to replace it next year.

So here's how to be a carpet expert: look for Mohawk Tommy on the label.

Our little Indian is your assurance that the Mohawk Carpet you select is the product of generations of carpet-making experience.

Mohawk Tommy doesn't have to tell you how great pure wool is: that it means endurance, beauty and lasting elegance. As an added distinction this carpet bears the wool mark label—the mark of the world's best... pure wool pile.

Rhythm Lane also comes in a dazzling range of colors. Bronze Green, shown here, is just one.

Mohawk Tommy won't scalp you on the price, either. Look for Mohawk Tommy when you buy living room carpet. If he isn't there, just say "Ugh", and keep looking.

MOHAWK CARPET

Sofa by Stratford.

THE MOST FROM YOUR AUTOMOBILE

By WILLIAM J. TOTH

PERILS OF THE PARKING LOT

One day you suddenly notice a dent in your car door, a broken headlight lens, a cracked taillight, or a damaged fender. Who did it? Where did it happen? Who's going to pay for the repairs?

To begin with, if you have been in a parking lot recently—particularly a lot at a shopping center—that is where it probably happened. The other driver is unknown, and there is a good chance that the cost of repairs will be under $100. So with a $100 deductible comprehensive insurance policy, you will pay the full cost of repairs.

Sometimes you cannot avoid being the victim of such an incident, but there are things you can do to protect your car and other cars. Following are some of the dangers to be aware of in shopping-center parking lots and tips on how to save time and money when using them.

TRAFFIC JAMS AND CROWDS

Most people tend to shop at midday through the afternoon and evenings. If you plan *your* shopping trip so you arrive at the center right before the stores open, you will be able to use the main entrance and park near the store where you will do the majority of your shopping. If you arrive during the traffic-jam hour, use a back entry or a side road and park behind the store.

THE RIGHT SPOT

If you have to squeeze into a slot and have little room on either side of your car, be assured that your door will be dented when a motorist alongside you opens his door. There's also a good chance he'll scrape your fender as he backs out to leave.

If you must park in a tight spot, leave as much room as possible for the other motorist to get into his car on the driver's side. Many cars have rubber knobs at the edge of their doors to prevent chipping other doors when they open. You can obtain these at auto-accessory stores.

When you pull into a parking spot, pull all the way in. Most lots are designed and marked off to use every foot of space as efficiently as possible. Your car protruding a foot into the roadway means any of a hundred passing cars could clip you. Also, if you frequent parking lots often, you would do well to have bumper guards attached to the front and rear of your car to prevent smashed grills and rear ends. The guards are detachable and can be transferred when you trade.

Avoid parking where turning cars might hit you as they cut short or swing wide. In each case, wherever you park try to visualize the most obvious danger, and if you consider it too great, move to another spot.

THE INNOCENT SHOPPING CART

Casually abandoned shopping carts have been involved in more than their share of accidents. Before you back out of a spot make sure a cart is not hidden from your view. It could dent your fender or become entangled under your car. By the same token, when you use a cart never park it where it could be a hazard to another driver. And make sure it will not roll into another car. Believe it or not, windblown carts cause a great deal of the difficulties in parking lots.

IN NO MAN'S LAND

Parking lots were designed for cars —not pedestrians. Few, if any, have walks to protect the motorist as he proceeds from his car to the store. Be especially careful as you step from between parked cars. If children are with you *always* hold them by the hand or carry them. Motorists cruising through a lot are usually watching for an open space and pay little attention to anything else.

As you walk from your car, look back at it. This will insure you that the lights are out and that it is properly protected. This will also be a good time to note where you are parked. Identify the area in relation to a pole, store front, or the number of the area. Many drivers raise their radio aerials as high as possible and attach a small flag, red ball, or even a helium-filled balloon to it so that the car can be easily identified in a crowded parking lot.

LOCK AND HIDE

Another serious cause of losses in parking lots is the unlocked car—with valuables lying on the seats in full view of anyone. Even if you plan to be gone for only five minutes, lock your car. And above all, store your valuables and purchases in the trunk. If you can't, at least cover them with a blanket.

TRAVEL TIPS THROUGH PARKING LOTS

- Travel at a slow speed even on the open roadways of the lot.
- Keep your hand near your horn button and tap your horn lightly at the slightest movement you see around you.
- To be better seen by others it is a good idea to travel with your low beam headlights on even during daylight hours.
- Roll your side window down to see better and to hear horn signals.
- At night a flash of high beams will signal better than a horn.
- Directional arrows are usually painted on the road surface. Obey them.
- When you come to the end of a line of cars where there is a roadway, look through the windows of all the parked cars in the vicinity. You can pick the movement of any cars coming from your right or left.
- Don't take shortcuts across the lot. This is illegal and dangerous.

IF YOU ARE INVOLVED

- You are required to go through the normal procedure of reporting an accident as though it happened on a public road.
- Contact your insurance company immediately.
- Leave your name and address if you hit a parked car. You can be charged with hit and run which is more serious than a dented fender.

A PARTING CAUTION

Driving is a serious business. Using a parking lot to your advantage, without loss to yourself or others is a challenge. With care you can meet the challenge.

Mr. Toth is a professor at the Center for Safety Education, New York University.

glamorous garden
glamorous gardener
glamorous green thumb® gloves

Colorful coordinates that protect lovely hands. Green Thumb Gloves are soft, smooth, washable, long-wearing. And each has a green thumb—a must for every successful gardener.

From 98¢ to $1.49. **For the house, try the AMBI ALL-PURPOSE glove. Only 10¢. Liquid-proof/light/strong/reusable/disposable/fits either hand.**

Edmont-Wilson, Coshocton, Ohio 43812.

DIVISION OF BECTON, DICKINSON AND COMPANY

green thumb gloves by Edmont

GOLDEN GIRL

Say hello to spring in this dazzling new coat. All it takes is a little verve, $4.95, and the Better Packaging Label from any box of Alcoa Wrap.

With a coat like this, any girl can be golden. It's an inspired piece of fun and fashion. It reflects the light and resists the rain with a spectacular golden gleam.

You may only wear it half a dozen times. But what a golden half a dozen.

The gleam comes from Alcoa® Aluminum, vacuum-sealed to *Mylar*.* The graceful drape from the laminated cotton lining. The idea from Alcoa Wrap.

*Reg. DuPont trademark

Send to: Golden Girl, Box 777, Dept. B, Passaic, N. J. 07055

I enclose $4.95 plus the Better Packaging Label from a box of Alcoa Wrap. Please send me my Golden Girl.

Better Packaging Label

Check Size:

- ☐ Junior (7-9)
- ☐ Small (8-10)
- ☐ Medium (12-14)
- ☐ Large (16-18)

Name_____

Street_____

City_____ State_____ Zip_____

Money Back Guarantee: If, heaven forbid, you're not delighted with your Golden Girl, return it (unworn) to address in coupon and your money will be refunded in full. Offer subject to withdrawal at any time. Allow at least 4 weeks for delivery. Make check or money

RS' GUIDE TO WASTE DISPOSERS

HAT FRIENDLY ONSTER UNDER THE SINK

By Virginia T. Habeeb

is a waste disposer and what does it do?

sence, it's a simple piece of household equipment that reduces food es to small enough pieces to be flushed down the drain, thus elimi- g waste before it becomes smelly garbage. It does this with a round, ning disk that whirls food against a shredding ring to pulverize it. merlike impellers hold it there until it is fine enough to be flushed y. The shredding ring often includes cutting devices to shred fibrous ls such as corn husks.

n't it clog up the drain in time?

the contrary, used correctly, disposers will help keep your drain clean. heavy surge of cold water along with the pulverized food (which acts n abrasive) carries everything with it through the drain. You must, how- r, be sure to use cold water.

n I use a disposer with a septic tank?

s, if it is properly designed and the right size for your family. It is esti- ted that a waste disposer will add about the same load to your otic tank as would an extra person living in your house, so e tank will only have to be cleaned that much more equently, but will work just as well.

Your septic tank is properly sized if it meets the current HA Minimum Property tandards for septic tanks. hese provide for disposers, ishwashers, and automatic vashers. They require a 750-gallon tank for a two- bedroom house; a 900-gallon tank for three bedrooms; a 1000- gallon tank for four bed- rooms; and 250-gallon ad- ditional capacity for each additional bedroom.

What kind of wastes can I put in it?

An efficient, well-made disposer will handle just about all of your wet garbage. This in- cludes such things as corncobs and husks, fruit rinds, artichoke leaves, steak and rib bones, egg shells, and coffee grounds.

Why are disposers prohibited in some urban areas? Do they present a water-pollution problem?

Not half as serious as the garbage-disposal problem that is now mounting to disastrous and expensive proportions in many cities—and could be less- ened by the use of disposers. Yes, they are prohibited in some cities, but there are other communities where home waste disposers are required. In most cities where disposers are prohibited, the community is saddled with an outdated sewage system which, with or without disposers, needs reno- vation as the city grows. Until this is corrected, if yours is such a city, you'll have to do without the convenience of a garbage disposer.

Aren't disposers so noisy that you can hardly hear yourself think?

No. Only the older or very inexpensive new models are made without sound controls of some sort. For the very best sound control, you'll want to look for these two features—an insulated sink mounting that suspends the unit in the sink to absorb vibrations (many also have an insulated gasket at drain connection also), and foam or fiber insulation or a sound-absorbing plastic body for the disposer unit itself.

Are disposers dangerous?

Not necessarily. Any appliance, used incorrectly, can be dangerous. Dis- posers, with many built-in safety devices which keep them from starting up accidentally, have a very low record of household accidents. When they are in operation curious fingers are more than inclined to keep their distance.

What is the difference between the batch-feed and the continuous-feed disposer?

In the batch-feed disposer, the waste is put into the disposer, the cover put on and locked to start the disposer. In order to add more waste, the cover must be unlocked, thus stopping the unit. In the continuous-feed model, a switch (usually a wall switch) turns the unit on and off. A rubber backsplash partially over the opening keeps the wastes and water from splashing out; more waste may be added as the disposer is in operation. In both models, cold water must be running while disposer is operating.

My friend had a disposer that jammed all the time. Doesn't this make the disposer more of a nuisance than a help?

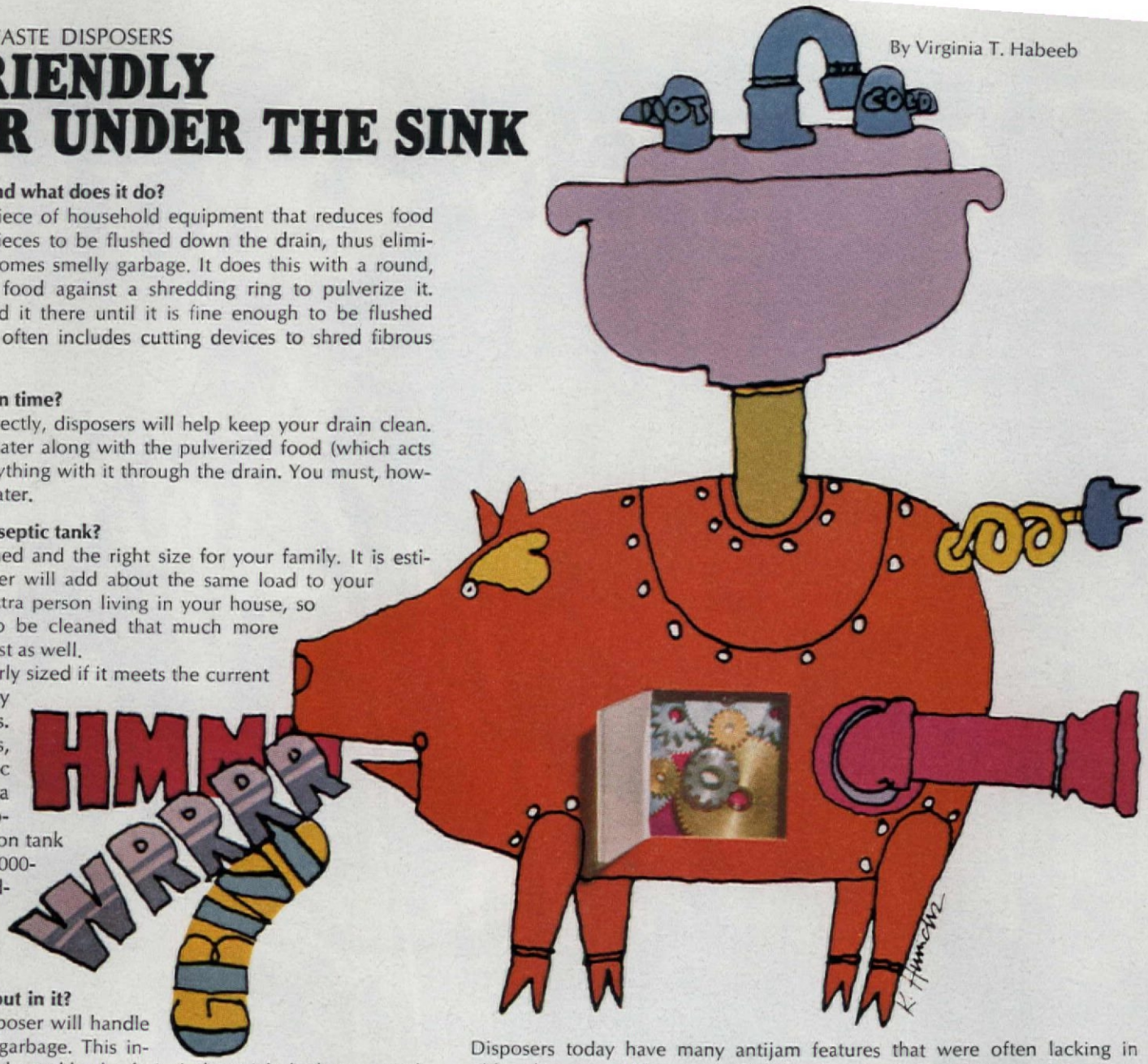

Disposers today have many antijam features that were often lacking in older disposers. When your friend's disposer jammed it was because a hard piece of waste (such as a fruit pit) was wedged between the side of the grinding ring and an impeller. When this happened the disk could not spin anymore and the disposer stopped—was jammed.

To prevent jamming, there are impellers that swivel to let the fruit pit go by. Or instead (and often in addition) there are disposers that reverse direction and thus avoid a jam. Reversing direction has a double purpose as it also lengthens the life of the cutting blades.

I'd like to buy a disposer but there are a few things I don't understand. What is meant by capacitor start and overload protection?

Unless you're an electrical engineer, don't even try to learn all that's in- volved in some of these terms. A capacitor start merely helps give the motor an extra kick to start it up (helpful in most motors of this sort). The over- load protection (and all disposers have this) shuts off the motor to keep it from burning out if the disposer should be overfilled or jammed. With correction of the problem the motor then either automatically resets itself, or you manually reset it by pushing a button.

How can I tell if a disposer is a good one?

To check on the quality of the disposer, investigate these features:

- Noncorrosive materials used in all parts of the disposer that will be ex- posed to water and waste. Ask what they are. The most common of these is stainless steel, but epoxy and other high-quality plastics are also effective.
- Good sound control. Listen to a demonstration! And look for the sound control features we noted before.

How much do disposers cost to buy and to install?

Disposers may be as low as just under $25 or as high as $135. (There is a commercial disposer for home use for $299.) As price increases, sound con- trol, convenience features, and durability increase also.

Installation varies. Expect to pay around $30 to $40 for a new installation; $20 for replacement. (These prices will vary in different areas and are only approximations.) When shopping, remember some disposers are easier to install than others. Ask for estimates and compare.

These are the manufacturers who have sent us information and a listing of their disposer features: Admiral, American Standard, Brown, Caloric, Chambers, Electro-Way, Frigidaire, Gaffers & Sattler, General Electric, Hotpoint, In-Sink-Erator, Kelvinator, Kenmore, KitchenAid, O'Keefe & Merritt, Royal Chef, Shred-All, Tappan, Thermador, Waste King Universal, Westinghouse, Whirlaway, Whirlpool.

...U SURE MAKE
...EAUTIFUL
...GRAPE JELLY!

...AND
UGLY
SINK STAINS!

GRAPE STAINS MIXED WITH FOOD STAINS! GOOD THING I'VE GOT COMET!

...UT I HAVE ...LEANSER, ...OSEPHINE.

COMET BEATS IT... BLEACHES OUT TOUGH FOOD STAINS BETTER!

WATCH! I'LL SPRINKLE BOTH CLEANSERS. FOR THIS TEST I'LL JUST LET 'EM SOAK.

OTHER CLEANSER

COMET

NOW RINSE...SEE? YOURS LEFT SOME STAIN. BUT COMET BLEACHED IT. ONLY COMET HAS *SUPER* CHLORINOL!

OTHER CLEANSER

COMET

I'LL SWAP YOU MY STAIN-MAKER FOR YOUR STAIN-REMOVER.

OKAY, MRS. CROSS.

"COMET BLEACHES OUT TOUGH FOOD STAINS BETTER THAN ANY OTHER LEADING CLEANSER"

DISINFECTS BETTER, TOO!

Josephine's Household Hint: Want to save time and trouble? Instead of a cleaner *and* a disinfectant, just use Comet. It disinfects as it cleans. Comet's a powerful disinfectant for ...ge cans, almost anything.

If your doctor recommended a corn oil margarine 2 years ago… read what doctors are reading in their medical journals today.

THE EXOTIC EGGPLANT

Succulent, purple-skinned eggplant features prominently in Middle Eastern cookery. In fact, all of the Mediterranean countries abound with eggplant recipes with countless, subtle variations of herbs and spices or combinations with meats and other vegetables. Pictured here is one of our favorites—Stuffed Eggplant Boats. This is a recipe that adapts as readily to family dinner as it does to exotic entertaining. Peeled, broiled wedges of eggplant are stuffed with a savory mixture of ground lamb, onion, and pine nuts, and baked in tomato sauce until tender. It is perfectly complemented by a pilaf—made with very thin, browned noodles or rice-shaped macaroni. To demonstrate the versatility of this delicately flavored vegetable, we also selected an appetizer, a dip, and a meatless stew (a main dish in itself or it could be served as an out-of-the-ordinary vegetable). Recipes for these eggplant specialties are on page 118.

Photographer: Harry Hartman

STUFFED EGGPLANT BOATS

1 large plump eggplant
2 tablespoons melted butter or margarine
¼ cup butter or margarine
¾ pound lean lamb, coarsely ground
1 cup chopped onion (1 large)
¼ cup pine nuts (pignoli)
Salt
Pepper
Dash of ground cinnamon
2 cans (8 ounces each) tomato sauce
1 cup water

Peel eggplant. Cut in half lengthwise. Cut each half into three wedges. Sprinkle eggplant with salt and let stand 15 minutes to remove moisture. Wipe with paper towel. Slit each wedge to make a pocket; then cut inside the pocket on the right and left to make opening larger. Be careful not to cut through bottom and sides of wedge. Brush with melted butter or margarine. Broil 10 minutes or until lightly browned. Remove from broiler. Heat oven to 375° F. Work pocket in eggplant wedges open with back of spoon to make an opening for stuffing. Heat ¼ cup butter or margarine in large skillet over high heat. Add lamb; stir until just cooked. Add onion; cook until transparent. Add pine nuts, salt, pepper, and cinnamon. Cook 1 minute. Remove from the heat. Divide lamb mixture into 6 portions. Fill pocket in each eggplant wedge with stuffing. Place in shallow baking dish or pan. Spoon a little tomato sauce around the edge of each pocket opening. Combine remaining tomato sauce and water; pour around sides of eggplant and into pan. Bake 40 minutes or until eggplant is soft but holds its shape. Serve with Rice Pilaf (Recipe on page 118). Makes 6 servings.

LOOK WHAT'S BECOME OF EASTER HAM!

Ham for Easter is as traditional as Easter eggs. And one of the nicest features of that succulent, clove-studded ham you have for dinner is what's left on the bone—and all the different and delicious meals you can create from it. You needn't limit yourself to ham-and-cheese sandwiches, after all. Why not use ham in a favorite recipe calling for leftover meat? Just vary the ingredients a little and you've made a new specialty. We show you four here that deserve to be as popular as Eggs Benedict—and they're every bit as simple to prepare. And remember you don't have to start with a sugar-cured or country-cured ham on the bone. Of all the convenience foods available today there is probably no other meat to be found in such a variety of ways. Not only is it canned in all sizes and shapes but it comes in a wide range of refrigerated, boned shapes and sizes, ready to eat or to glaze and bake. For more facts about shopping for ham and the recipes for these tempting dishes, please turn to page 114.

Photographer: Harry Hartman

Try these for a change, counterclockwise from the left: Ham Stuffed Cabbage Rolls for family dinner; Poached Eggs with Ham and Cheese for a change-of-pace breakfast or brunch; Ham Pie Pipérade, zesty with onions, green pepper, and tomato for a late supper; Ham Salad Avocado for a new luncheon dish.

By Virginia T. Habeeb

LOVELY, LUSCIOUS ASPIC

A shimmering, glistening aspic is one of the most beautiful dishes to behold—and equally delicious. Yet how many cooks feel that an aspic lies only in the province of a master chef . . . the art of lining and layering the mold with a delicate artistic design, far too complicated . . . the art of unmolding, all but impossible? Yet if you follow the directions of Chef Jacques Jaffry, and he does have some special tips for preparing the molds, you'll find a whole new world of creative cookery that's fun, challenging—and worth the time it takes. Shown here are both sweet and savory dishes: Strawberries in Orange Gelatin, Filet of Sole in Aspic, Ham Mousse Monte Carlo, and Lobster in Aspic. Follow the step-by-step directions shown at right. Recipes for the dishes shown and others begin on page 112.

Photographer: Arthur Beck

HOW TO LINE AND LAYER A MOLD

Molds are lined and layered one of two ways. Here is one with Lobster in Aspic.

1 *Place mold in bed of ice cubes in shallow pan. To help keep mold level, put it on a folded towel and tuck ice cubes around it. Ladle aspic liquid into mold.*

2 *Continue to ladle aspic into mold until it is level with top of mold.*

3 *Let aspic set until there is a ⅛- to ¼-inch-thick layer set on the sides. Feel it with your finger—it's the best way to judge how thick and set it is.*

4 *Pour the unset aspic from the mold back into the bowl. Scoop out excess aspic with a spoon, leaving a lining on bottom and sides of the mold. Let mold set 30 minutes or until the lining is just set.*

5 *Arrange pieces of pimiento, cut to resemble claws, head, and tail in place on aspic layer in mold.*



Photographer: Harry Hartman
Shopping Information, page 90

6 *Ladle or spoon a layer of aspic over pimiento. Work carefully so pieces stay in place. Chill until set.*

7 *Arrange slices of lobster meat on aspic layer. Use the prettiest, most uniform pieces to outline head and tail. Fill in center with rest.*

8 *Ladle or spoon aspic over lobster, filling the mold completely. Chill until completely set. Unmold onto serving platter. Garnish with lemon slices and parsley.*

Photographer: Harry Hartman

Each cake shown calls for a round layer and a square layer. Some are 8-inch, others 9-inch. Once you've followed our directions, you might want to experiment with your own designs, using 8- or 9-inch paper cutouts.

LET'S BAKE A PARTY CAKE

Is there a birthday party coming up? Or an Easter egg hunt? One of these gay, fun, party cakes will steal the show. They're amazingly easy to make. Just follow our basic butter cake recipe and white frosting recipe or use your favorite cake and frosting mix. Then following our sketches and simple directions and with the help of assorted food colorings, gumdrops, licorice, and coconut, you can come up with a Baby Chick, Party Angel, Pink Panther, or Toy Soldier. (That Baby Chick is a natural for Easter!) You may want to surprise the kids with one of these cakes or it may be more fun to let them watch you make one. Or let them bake one themselves. Recipes and directions for these as well as for a Space Rocket begin on page 114. For that child's birthday party you might be planning, see our special party menu on page 122 for more ideas.

Shouldn't have to. Because good eating, along with

good exercise, are two very important ways of building a healthier future for your family. And there just isn't any more nutritional margarine around than Fleischmann's. It's made from 100% corn oil and the medical fact is, no vegetable oil is better for you than corn oil. Because not one, but a combination of factors, makes a vegetable oil beneficial. And the combination in corn oil is unsurpassed. But what's health without enjoyment?

The good taste of Fleischmann's is the other reason more families use and enjoy it than any other premium margarine in America.

Fleischmann's Margarine—Stick or Soft. It won't replace a sit-up. But then exercise never tasted so good.

Will Fleischmann's Margarine ever replace the sit-up?

LEARNING TO COOK

Rice is one of the most convenient and versatile foods we have. It's easy to cook, combines well with innumerable foods, keeps well, is easy to store, and is economical. There is no waste—every ounce is edible. And for a variety of texture and flavor, there are several different kinds of rice to try.

White rice is probably the most familiar and popular variety of rice. It is often called regular rice. The hull, germ, outer bran layers, and most of the inner bran have been removed. It may be either short, medium, or long grain. The short- or medium-grain varieties have short, plump grains which cook tender and moist and tend to cling together. They are good for puddings and other dishes in which a soft consistency is desired. Long-grain rice, slightly higher in price, is four to five times as long as the grain is wide. It cooks light and fluffy and the grains tend to separate from each other in cooking. This type is preferred for serving as a vegetable or for curry and Oriental dishes.

Parboiled rice, also called processed or converted, is white rice that has been partly cooked before milling. Special care is taken to retain the natural vitamins and minerals.

Precooked rice, known to many as instant rice because it needs so little preparation, is milled rice that has been completely cooked and then had the water extracted.

Brown rice is unpolished whole-grain rice that has had only the outer hull removed. It has a nutlike flavor, is richer in vitamins than polished rice, has a shorter shelf life, and takes longer to cook.

Wild rice is not a true rice but the seed of a reedlike water grass native to Minnesota and other Northern states. It is quite expensive because of the short supply and difficult harvesting.

There are also many rice products you can buy. These include the seasoned rices, canned and frozen specialties, and packaged combinations.

How much rice should you cook? You must remember rice swells three to four times its measure as it cooks. Use this chart as a guide for the yield of the different kinds of rice:

1 cup uncooked	*Measure after cooking*
Regular white rice	3 cups
Parboiled rice	4 cups
Precooked rice	2 to 3 cups
Brown rice	4 cups

FLUFFY RICE

1 cup regular white rice
2 cups water
1 teaspoon salt

1. Measure rice into a 3-quart saucepan that has a tight-fitting lid.

2. Add water and salt.

3. Place over high heat and bring to a full rolling boil. Stir several times during cooking.

4. Lower heat to simmer. Cover pan.

5. Simmer rice 14 minutes. Do not remove cover or stir rice.

6. Uncover the pan. Look to see that the water has been absorbed and test the rice by tasting it to see that it is tender. Simmer a little longer if needed.

7. Remove from heat. Turn rice into serving dish. Fluff with fork or slotted spoon. Makes 3 cups (4 servings).

OVEN-BAKED RICE

1. Heat oven to 350° F.

2. Put ingredients for Fluffy Rice into a 3-quart baking dish. Cover.

3. Bake 25 to 30 minutes or until rice is tender.

FEATHERED RICE

1 cup rice
1½ teaspoons salt
2½ cups boiling water



1. Heat oven to 375° F.

2. Spread rice in shallow baking pan.

3. Bake, stirring occasionally, until rice grains are golden brown. Remove pan from oven.

4. Turn oven heat to 400° F.

5. Put toasted rice into 1½-quart casserole with a tight-fitting cover.

6. Stir in salt and boiling water. Cover.

7. Bake 20 minutes. Makes 4 servings. Note: You can toast a quantity of rice at one time then store it in a tightly covered jar for future use.

OLD-FASHIONED RICE PUDDING

1 quart (4 cups) milk
¼ cup sugar
¼ cup raw long-grain rice
1 tablespoon butter or margarine
¼ teaspoon salt
¼ teaspoon ground nutmeg
1 teaspoon vanilla
½ cup raisins (optional)

1. Heat oven to 325° F.

2. Grease a 1½-quart casserole. Combine milk, sugar, rice, butter or margarine, salt, nutmeg, and vanilla in the casserole.

3. Bake pudding uncovered, 2 hours, stirring often.

4. Add raisins. Stir gently. Bake 30 minutes longer or until rice is very tender. Serve warm or cold. Makes 6 servings.

Breakfast without Orange Juice is like a day without sunshine.

Buy it chilled. It's the fastest, easiest way to serve 100% pure orange juice.
Loaded with natural vitamin C. And for quick energy that gets you going and keeps you going, nothing beats chilled orange juice from Florida.
Pick it up in the dairy case or produce section of your local store, or order it from your milkman.

Get your favorite brands—
in bottles or cartons.

Aspics

(continued from page 106)

Molds may be layered and lined as shown on page 106 or in the following manner:

1. Pour ¼-inch layer of aspic into mold. Chill until just set.
2. Arrange decoration called for in recipe, or one of your own choosing, on aspic layer.
3. Spoon ⅛-inch layer of aspic carefully over decor. Work slowly so as not to disturb decor. Chill until just set.

An important *secret* to success in making layered molds is to chill each layer only until it is *"just set."* The best way to tell is to touch it with your fingertip. The top of the layer should be set but sticky. It should not be smooth and slick as the finished set gelatin will be. You need the "stickiness" to make the next layer cling to the first one. If they don't stick together during the final chilling, they may slide apart when unmolded.

4. Set mold over ice in pan. Turn it on its side and spoon aspic onto inside of mold, rotating the mold on ice to set aspic. It sets quickly. Continue until there is a ⅛- to ¼-inch layer on sides of mold. Chill until just set. Continue with recipe.

TO UNMOLD ASPIC

- Select a plate large enough to hold the mold and any garnish you use.
- It's a good idea to rinse the plate with cold water before unmolding. This way, you can move the mold on the plate if it is not centered.
- Run the tip of a small knife or spatula around edge of gelatin to loosen it from the sides of the mold.
- Dip mold into warm, not hot, water. If water is too hot, it will melt the gelatin. Dip the mold into the water until water comes as high as the level of the gelatin. Leave it in the water only a few seconds. You must work quickly.
- Place plate over mold. Invert plate and mold. Hold plate and mold together and shake gently to release gelatin. Set on table; lift off mold.
- If gelatin does not release at once, either redip mold into warm water or tip mold up slightly at one side to let some air in between gelatin and mold to help release the gelatin.

LOBSTER IN ASPIC

3 packages (8 ounces each) small frozen lobster tails (9 tails)
1 egg white, slightly beaten
½ cup chopped onion (1 medium)
1 teaspoon peppercorns
1 small bay leaf
2 teaspoons salt
2 envelopes unflavored gelatin
½ cup dry white wine
1 bottle (8 ounces) clam juice
2½ cups water
Pimientos

Cook lobster tails according to package directions. Drain; cool. Remove meat from shells, keeping it in one piece; reserve.

Combine egg white, onion, peppercorns, bay leaf, salt, and gelatin in heavy saucepan. Add wine, clam juice, and water. Bring to boiling over low heat, stirring occasionally. Simmer 10 minutes without stirring. Strain aspic through wet napkin or double thickness of cheesecloth. Cool.

Make cutouts of pimiento to resemble lobster claws and tail; cut 6 strips for back. Slice lobster meat.

Set 3-cup lobster-shaped mold on folded towel in bed of ice in shallow pan. Ladle aspic into mold until it is filled. Let set until there is a ⅛- to ¼-inch layer of set aspic on inside of mold. Pour unset aspic into bowl; scoop out excess aspic, leaving lining on bottom and sides.

Arrange pimiento cutouts on aspic layer. Spoon ⅛-inch layer of aspic over pimiento. Chill until just set. Arrange lobster slices in mold. Fill mold with aspic. Chill several hours or until firm. Unmold. Garnish with parsley and lemon slices, if desired. Makes 6 servings.

HAM MOUSSE MONTE CARLO

3 envelopes unflavored gelatin
1½ cups water
2 cans (10½ ounces each) beef broth
Cutout pieces of ripe olive
Cutout pieces of hard-cooked egg white
1 pound cooked ham, ground
1 teaspoon salt
Dash of cayenne
1 cup (½ pint) heavy cream

Soften gelatin in water. Bring beef broth to boiling. Add gelatin mixture; stir until dissolved. Cool.

Pour ¼-inch layer of aspic into 4-cup mold. Chill until set. Arrange cutouts of olive and egg white in design on aspic layer. Spoon ⅛-inch layer of aspic carefully over decoration. Chill until just set. Finish lining mold either by method shown on page 106 or by rotating method described above. Reserve unset aspic.

Add ½ cup reserved aspic to ham; mix well. Stir in salt and pepper. Beat cream until soft peaks form; fold into ham mixture. Pack into lined mold. Pour layer of aspic over ham to fill mold. Chill several hours or until firm. Pour remaining aspic into shallow pan; chill.

Unmold mousse onto serving plate. Make cutouts of aspic in shallow pan with hors d'oeuvres cutters or cut aspic into cubes. Use to garnish mousse. Makes 6 servings.

ASPIC OF FILET OF SOLE

In this recipe, a large 6-cup mold is called for. To avoid making too much aspic and thereby diluting the flavor, we suggest you use the rotating method to line the mold.

3 to 4 pounds filet of sole
2 cups dry white wine
2 bottles (8 ounces each) clam juice
2 cups water
1 cup chopped onion (1 large)
2 teaspoons salt
⅛ teaspoon white pepper
1 egg white, slightly beaten
4 envelopes unflavored gelatin
Stuffed olives, sliced

Roll up filets from thicker end; secure with wooden picks. Place rolls in large skillet. Add wine, clam juice, water, onion, salt, and pepper. Bring to boiling; simmer 5 to 8 minutes or until fish flakes easily. Remove from heat. Leave filets in liquid; cool. Remove filets from liquid; drain well. Reserve liquid.

Combine egg white, gelatin, and reserved liquid from filets in large, heavy saucepan. Bring to boiling over low heat, stirring occasionally; simmer 5 to 10 minutes without stirring. Strain through wet napkin or double thickness of cheesecloth into large bowl; cool.

Set 6-cup mold in bed of ice. Spoon ¼-inch layer of aspic into mold. Chill until set. Dip slices of olive in aspic; place design on set layer in mold. Spoon ⅛-inch layer of aspic carefully over design so as not to disturb decoration. Chill until set. Turn mold on its side; spoon aspic onto sides rotating mold on ice and adding aspic until inside of mold is covered with ⅛- to ¼-inch layer of aspic.

Cut filet rolls into ½-inch slices. Dip slices of olive in aspic; place one on one cut surface of filet slice. Arrange filet slices in circular pattern around sides of mold reserving a few for garnish, if desired. Fill mold with aspic. Chill several hours or until firm.

Pour remaining aspic into shallow pan. Chill until firm.

Unmold filets in aspic onto serving plate. Garnish with reserved filet slices. Cut aspic in shallow pan into small cubes; place around mold on plate. Makes 6 to 8 servings.

BEEF MODE IN ASPIC

As a rule, the beef is cooked the day before this mold is made because of the time involved. You will also find this day-ahead cooking will give the stock a better flavor.

3 pounds bottom round or rump of beef, trimmed of all fat
1 tablespoon salt
1 tablespoon peppercorns, crushed
2 tablespoons pure vegetable oil or shortening
2 tablespoons minced shallots or green onions
1 clove of garlic, minced
¼ cup brandy
½ cup dry white wine
2 cans (10½ ounces each) beef broth
1 can (8 ounces) tomato sauce
1 bay leaf
Water
2 envelopes unflavored gelatin
½ cup water
1 envelope unflavored gelatin
¼ cup water
1 can (10½ ounces) beef broth
2 tablespoons butter or margarine
1 can (about 1 pound) small white onions, drained
1 can (about 1 pound) baby carrots, drained
1 package (9 ounces) frozen peas, cooked and drained

Pat meat dry with paper towels. Rub meat with salt and crushed peppercorns. Heat oil or shortening in heavy pan or Dutch oven; brown meat on all sides. Pour off all but 1 to 2 tablespoons fat from pan. Add shallots or green onions and garlic; sauté 1 minute. Add brandy, wine, 2 cans beef broth, tomato sauce, bay leaf, and enough water so liquid just covers meat. Cover. Bring to boiling; simmer 3 hours or until meat is fork tender. Remove from heat. Meat may be removed from stock and both cooled separately or it may be left and cooled in stock. Cool completely.

The next day, soften 2 envelopes gelatin in ½ cup water. Heat stock; add gelatin mixture. Cook gently until stock is reduced to 1 quart. Correct seasoning. Strain; cool; reserve.

Soften 1 envelope gelatin in ¼ cup water. Bring 1 can beef broth to boiling; add to gelatin mixture; stir to dissolve. Cool. Heat butter or margarine in skillet. Add onions and carrots; toss 4 to 5 minutes over medium heat. Cool. Pour ⅛-inch layer of gelatin mixture into 9x9x2-inch pan; chill until almost set. Arrange a few onions, carrots, and peas in design on layer. Pour ¼-inch layer of aspic gently over vegetables. Chill until firm.

Slice beef; arrange with remaining vegetables in pan on aspic layer. Pour cooled, reserved stock over meat and vegetables. Chill several hours or until firm. Unmold onto serving plate. This is often garnished with lettuce, sliced tomatoes, and sliced gherkins. Makes 6 to 8 servings.

GLAZED SUPREMES OF CHICKEN

2 broiler-fryers (2 to 2½ pounds each)
2 cans (13¾ ounces each) chicken broth
Water
3 medium-size carrots, pared
3 stalks of celery
1 whole clove
1 bay leaf
1 large onion, peeled
1 tablespoon salt
¼ teaspoon white pepper
1 envelope unflavored gelatin
¼ cup water
½ cup mayonnaise or salad dressing
1 package (9 ounces) frozen peas, cooked and drained

Put chickens in saucepan just large enough to hold them. Add chicken broth and enough water to just cover chickens. Bring to boiling. Skim foam from surface. Tie carrots and celery stalks together; stick clove and bay leaf in onion. Add carrots, celery, onion, salt, and pepper to chickens. Simmer 45 minutes or until chickens are fork tender. Remove chickens and vegetables from stock; set aside to cool.

Cook chicken stock until it is reduced to 2 cups. Soften gelatin in ¼ cup water; add to stock, stirring until gelatin is dissolved. Strain stock through sieve or double thickness of cheesecloth into medium-size bowl. Cool. Beat in mayonnaise or salad dressing until mixture is smooth. Correct seasoning to taste.

Detach chicken legs from body; separate legs and thighs. Hold breast near shoulder bone; pull breast gently away from rib cage to separate them. (Since the meat is cooked, it will separate easily from the rib cage.) Skin and trim chicken legs, thighs, breasts. Place chicken pieces on wire rack; put rack in shallow pan or tray to catch sauce drippings (a jelly-roll pan is good to use). Spoon sauce over each piece of chicken to coat evenly. Chill 1 hour.

Dice reserved carrots and celery; mix with green peas. Add remaining sauce; mix well. Spoon into 1-cup molds. Chill 1 hour.

Arrange chicken pieces on platter. Unmold vegetable molds; arrange around chicken. Garnish with parsley, if desired. Makes 6 servings.

STRAWBERRIES IN ORANGE GELATIN

1 cup boiling water
2 packages (3 ounces each) orange-flavored gelatin
¼ cup Grand Marnier or orange liqueur
¼ cup cold water
1 pint strawberries, washed, hulled, and halved
Fresh mint

Add boiling water to gelatin; stir until dissolved. Mix liqueur and cold water; stir into gelatin mixture. Cool. Divide strawberries among six 1-cup molds. Spoon gelatin into molds. Chill several hours or until firm. Unmold onto serving platter or individual plates. Garnish with mint. Makes 6 servings. (continued)

Swift

makes
everything
better,
including
appetites

Cherry Glaze. Strain cherries from preserves and spread over ham (several minutes before removing from oven). Add syrup to top and sides.

Serving up Swift's Premium Canned Ham is easy on you and the carver. These sweet, moist and memorable hams are all tender meat. Lean and fully cooked, they're ready in minutes, either hot or cold. They come in company or family sizes. Or, for sheer elegance at holiday get togethers or parties, try our Swift's Premium Hostess Ham. It's ready to serve and, of course, brown-sugar cured. There is always something extra in a product that wears the big red Swift or Swift's Premium oval. It's the best of its kind, the best Swift can produce.

Party Cakes

(continued from page 108)

FAVORITE LAYER CAKE

3 cups sifted cake flour
2½ teaspoons baking powder
½ teaspoon salt
¾ cup shortening
1½ cups sugar
3 eggs
1½ teaspoons vanilla
1 cup milk

Heat oven to 350° F. Grease and flour cake pans as described in recipe you select from those below. Sift flour, baking powder, and salt together. Beat shortening, sugar, eggs, and vanilla at high speed on electric mixer about 3 minutes or until light and fluffy. Add flour mixture alternately with milk. Scrape bowl frequently. Pour into prepared pans. Bake 30 to 35 minutes or until cake springs back when lightly touched with fingertip. Remove from pans; cool on wire racks. Cut, arrange, and frost cakes as directed in selected recipe.

FLUFFY 7-MINUTE FROSTING

3 egg whites
1 cup sugar
⅓ cup light corn syrup
3 tablespoons water
¼ teaspoon cream of tartar
1 teaspoon vanilla

Blend egg whites, sugar, corn syrup, water, and cream of tartar in top of double boiler. Beat rapidly with rotary beater over boiling water until mixture stands in stiff peaks. Remove from heat; beat in vanilla.

PINK PANTHER

1 recipe Favorite Layer Cake or 1 package (2 layers) any flavor layer-cake mix
1 recipe Fluffy 7-Minute Frosting or 1 package fluffy white frosting mix
Red food coloring
2 large green gumdrops
1 large black gumdrop
2 strips black licorice twist candy

Grease and flour one 8x1½-inch layer-cake pan and one 9x9x2-inch pan. Prepare Favorite Layer Cake according to recipe or prepare cake mix according to package directions. Divide batter evenly between prepared pans. Bake Favorite Layer Cake according to recipe; bake cake mix as directed on package for 9-inch layers. Cool cakes and remove from pans as directed. Cut cakes as shown:

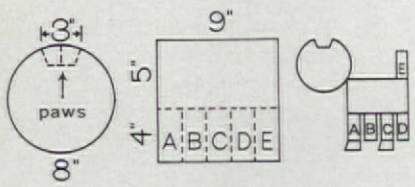

Arrange cake on large tray, cookie sheet, or aluminum-foil-covered board or sheet of heavy cardboard.

Prepare Fluffy 7-Minute Frosting according to recipe or prepare frosting mix as directed on package. Add a few drops red food coloring to frosting to make it a nice pink color. Frost entire cake.

Use slices of large green gumdrops for eyes and a large black gumdrop for nose. Use a piece of licorice for mouth. Cut thin strips of licorice for whiskers and claws on feet. Cut two slices of licorice and place on green gumdrop slices for center of eyes.

ANGEL

1 recipe Favorite Layer Cake or 1 package (2 layers) any flavor layer-cake mix
1 recipe Fluffy 7-Minute Frosting or 1 package fluffy white frosting mix
½ cup flaked coconut
Yellow food coloring
6 large gumdrops, assorted colors

Grease and flour one 8x1½-inch layer-cake pan and one 9x9x2-inch pan. Prepare Favorite Layer Cake according to recipe or prepare cake mix according to package directions. Divide batter evenly between prepared pans. Bake Favorite Layer Cake according to recipe; bake cake mix as directed on package for 9-inch layers. Cool cakes and remove from pans as directed. Cut cakes as shown:

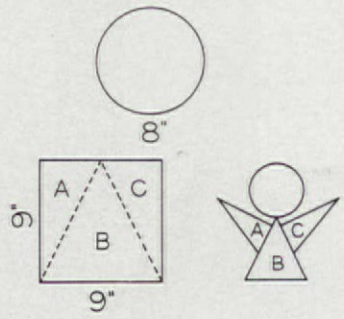

Arrange cake on large tray, cookie sheet, or aluminum-foil-covered board or sheet of heavy cardboard.

Prepare Fluffy 7-Minute Frosting according to recipe or prepare frosting mix as directed on package. Frost entire angel. Combine coconut and a few drops yellow food coloring in small bowl. Toss lightly until coconut is tinted. Sprinkle coconut on wings and around face to resemble hair.

Use slices of gumdrops for eyes and buttons. Cut pieces of red gumdrops to shape a mouth. Cut thin strips from a black gumdrop to make eyelashes over the eyes.

SPACESHIP

1 recipe Favorite Layer Cake or 1 package (2 layers) any flavor layer-cake mix
1 recipe Fluffy 7-Minute Frosting or 1 package fluffy white frosting mix
Red food coloring
10 small orange and yellow gumdrops

Grease and flour 13x9x2-inch pan well. Prepare Favorite Layer Cake according to recipe or prepare cake mix according to package directions. Pour batter into prepared pan. Bake as directed in recipe or on package. Cool cake and remove from pan as directed. Cut cake as shown below:

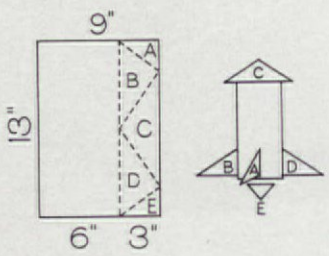

Arrange cake on large tray, cookie sheet, or aluminum-foil-covered board or sheet of heavy cardboard.

Prepare Fluffy 7-Minute Frosting according to recipe or prepare frosting mix as directed on package. Frost the main section of the spaceship. Add red food coloring to the remaining frosting. Frost the remaining pieces. Decorate the flame with orange and yellow gumdrops.

BABY CHICK

1 recipe Favorite Layer Cake or 1 package (2 layers) any flavor layer-cake mix
1 recipe Fluffy 7-Minute Frosting or 1 package fluffy white frosting mix
Yellow food coloring
⅔ cup flaked coconut
1 large red gumdrop

Grease and flour one 8x1½-inch layer-cake pan and one 9x9x2-inch pan. Prepare Favorite Layer Cake according to recipe or prepare cake mix according to package directions. Divide batter evenly between prepared pans. Bake Favorite Layer Cake according to recipe; bake cake mix as directed on package for 8-inch layers. Cool cakes and remove from pans as directed. Cut cakes as shown:

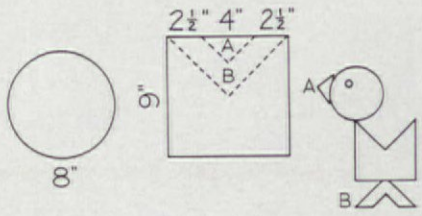

Arrange cake on large tray, cookie sheet, or aluminum-foil-covered board or sheet of heavy cardboard.

Prepare Fluffy 7-Minute Frosting according to recipe or prepare frosting mix as directed on package. Add a few drops yellow food coloring. Frost head and body of chick. Add a few more drops of yellow food coloring to remaining frosting to make it several shades darker. Frost base and beak. Sprinkle face and body with coconut. Place red gumdrop for eye.

SOLDIER

1 recipe Favorite Layer Cake or 1 package (2 layers) any flavor layer-cake mix
1 recipe Fluffy 7-Minute Frosting or 1 package fluffy white frosting mix
Red food coloring
5 strips black licorice twist candy
5 small gumdrops, assorted colors
2 large black gumdrops
2 large red gumdrops

Grease and flour one 9x1½-inch layer-cake pan and one 8x8x2-inch pan. Prepare Favorite Layer Cake according to recipe or prepare cake mix according to package directions. Divide batter evenly between prepared pans. Bake Favorite Layer Cake according to recipe; bake cake mix as directed on package for 9-inch layers. Cool cakes and remove from pans as directed. Cut cakes as shown:

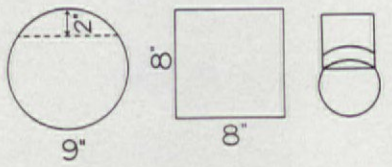

Arrange cake on large tray, cookie sheet, or aluminum-foil-covered board or sheet of heavy cardboard.

Prepare Fluffy 7-Minute Frosting according to recipe or prepare frosting mix as directed on package. Frost the entire face with white frosting. Add red food coloring to remaining frosting until desired shade is reached. Use red frosting for hat and brim and blushing cheeks.

Crisscross 2 strips of licorice twist for trim on hat. Decorate center of hat with small gumdrops as shown. Cut licorice pieces for moustache and sideburns. Use slices of black gumdrops for eyes, a large red gumdrop for nose, and a slice of red gumdrop for mouth.

Ham

(continued from page 104)

HOW TO BUY HAMS

Years ago, before home refrigeration, meat was cured and smoked to preserve it. Ham was the result of curing legs of pork. The process required long exposure to make the meat nonperishable and as a result, it was dry and salty. With modern technology, today's curing and smoking methods are greatly improved. The hams you buy now are moist and tender with a delicate, delightful flavor.

Hams may be cook-before-eating or fully cooked and the label should always designate the kind.

Cook-before-eating. These have been cured, smoked, and heated to an internal temperature of 137° F. in compliance with government regulations. They may be purchased whole, weighing from 8 to 24 pounds; or as half a ham, either shank or butt end. They must be completely cooked before serving. A meat thermometer inserted in the thickest part of the meat should read 160° F., when cooked.

Fully cooked. These hams are cured, smoked, and cooked during processing and are available as whole or half hams. They are ready to slice and serve without further cooking or may be heated in a 325° F. oven until the meat thermometer registers 130° F.

There are many kinds of ham on the market to suit consumer preferences. Here are some that may be familiar favorites and others that are quite new—look for them when you shop. Buy ham with leftovers in mind, for cooked ham on hand can be the answer for snacks and sandwiches and the start of innumerable dishes.

Whole ham. This is a short-shank, bone-in ham. It is sold whole or as halves. The shank half contains the shank bone and part of the leg bone. It is less expensive per pound than the butt end which has less bone and more meat. The center ham cut you buy as a ham steak or slice is also cut from the whole ham. You can have it cut to the thickness you desire.

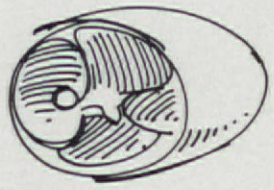

Semi-boneless ham. This ham, weighing 8 to 12 pounds has had the aitch bone removed and only the leg bone left in.

(continued)

Think of our package as a shopping bag.

In our shopping bag we have put together a spaghetti dinner that you can cook in about 12 minutes. Luckily, it doesn't taste like a spaghetti dinner you can cook in 12 minutes.

We did everything you'd do if you had the time. We shopped. We squeezed and pinched. Not one onion or tomato or anything else gets into our sauce unless it's sensational. We make sauce the way an Italian makes sauce. And then we fuss over it and simmer it and stir it and stir it until it's just right.

Our cheese tastes like aged Italian-style cheese. Our thin spaghetti is easier to wind.

Our convenient dinner comes in three varieties . . .

Spaghetti with Meat Sauce · Spaghetti with Mushrooms · Spaghetti with Meatballs.

We do the shopping. You do the cooking.

COOKING WITH Kellogg's

choco-scotch clusters

You make 'em nice and crunchy with Kellogg's® Rice Krispies® . . . and lusciously rich with Nestlé's® Chocolate and Butterscotch Morsels

1 6-oz. package (1 cup) Nestlé's Semi-Sweet Chocolate Morsels
1 6-oz. package (1 cup) Nestlé's Butterscotch Flavored Morsels
2 tablespoons peanut butter
4 cups Kellogg's Rice Krispies

1. Melt Chocolate, Butterscotch Morsels, and peanut butter together in heavy saucepan over low heat, stirring constantly until well blended. Remove from heat. Add Rice Krispies; stir until well coated.

2. Drop by tablespoonfuls onto waxed paper or buttered baking sheets. Let stand in cool place until firm.

Yield: about 4 dozen confections, 1½ inches in diameter

Note: Mixture may be pressed into buttered 9x9-inch pan, if desired. Cut into squares when firm. Yield: 3 dozen 1½-inch squares

© 1967 by Kellogg Company.
"Rice Krispies" is a trade mark (Reg. U.S. Pat. Off.) of Kellogg Company for its oven-toasted rice.



ALL-PURPOSE COOKBOOK—ONLY $6.95!

Over 2000 recipes—for all occasions! Send $6.95 with name, address to: American Home, Dept. CB, P.O. Box 8, North Station, Yonkers, N.Y. 10703. Allow 4 weeks for mailing. New York State residents add sales tax. (Sorry, no Canadian, foreign, or C.O.D. orders.)

(continued)

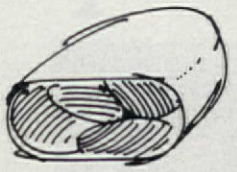

Boneless ham. This comes in two shapes, a round boneless or the flat shape pictured. This fully cooked, boneless ham will weigh 8 to 12 pounds and can be bought whole or in halves. It is sometimes called hostess or party ham.



Canned ham. These may be regular (unsmoked) or smoked. They are available in sizes from 1½ to 10 pounds. Some come already glazed and decorated. Be sure to check the label to determine whether the ham should be refrigerated and for heating directions.

Round canned ham. This is the newest member of the ham family. It is a 4-pound, fully cooked boneless ham prepared from a single muscle. The manufacturer recommends that it be refrigerated.

In many markets and butcher shops you will also find hams that are specialty items. These include the Smithfield or Virginia-style ham that is dry salt cured, smoked over hickory, and hung to develop its distinctive flavor and delicate texture; the country ham, cured in much the same way; and prosciutto, the Italian-style ham that has been boned, pressed, and cured in spices to give it a special zesty flavor. These three hams are always sliced paper thin when served.

HAM PIE PIPÉRADE

1 green pepper, seeded
2 cups cooked ham
3 tablespoons butter or margarine
1 cup sliced onion (1 large)
1 can (1 pound, 12 ounces) tomatoes, drained and chopped
½ teaspoon salt
Dash of white pepper
2 eggs, beaten
1 baked 9-inch pastry shell
1 to 2 tablespoons butter or margarine

Heat oven to 375° F. Cut several strips of green pepper; reserve for garnish; dice remainder. Cut several strips of ham; reserve for garnish; dice remainder. Heat 3 tablespoons butter or margarine in large skillet over medium heat. Reserve a few slices onion for garnish. Sauté remaining onion and diced green pepper about 10 minutes or until onion is transparent and pepper is tender, stirring frequently. Add tomatoes, salt, and pepper; cook 5 minutes, stirring occasionally. Remove from heat; add diced ham; mix well. Stir in beaten eggs. Pour into pastry shell. Bake 45 minutes or until set. While pie bakes sauté reserved green pepper, ham, and onion in 1 to 2 tablespoons butter or margarine. Remove pie from oven; top with sautéed ham and vegetables; let stand 10 minutes before cutting into wedges to serve. Makes 4 to 6 servings.

HAM-STUFFED AVOCADO

3 avocados
3 hard-cooked eggs
1 cup mayonnaise or salad dressing
1 teaspoon prepared mustard
1 tablespoon vinegar
1 pound cooked ham, diced (2½ cups)

Split avocado in half; remove pit; scoop out pulp with spoon being careful not to break skin. Reserve avocado shells. Dice pulp; reserve. Remove two egg yolks and set aside. Dice remaining eggs. Combine mayonnaise, mustard, and vinegar in large mixing bowl; blend thoroughly. Add diced avocado, eggs, and ham. Toss gently with fork until well mixed. Stuff each avocado shell with ham filling. Refrigerate until ready to serve. Before serving, press egg yolks through a sieve; sprinkle over filling. Makes 6 servings.

STUFFED CABBAGE WITH HAM

1 large head cabbage
2 tablespoons butter or margarine
1 cup minced onion (1 large)
1 can (3 to 4 ounces) mushroom stems and pieces, drained
1 pound cooked ham, coarsely ground (3 cups)
2 eggs, slightly beaten
½ teaspoon salt
Pepper
2 cans (8 ounces each) tomato sauce
6 cups cooked rice

Trim cabbage; remove core. Place whole cabbage in large kettle of boiling water. Boil 25 minutes or until leaves separate easily. Remove from water; cool.

Heat oven to 400° F. Melt butter or margarine in large skillet over low heat. Sauté onion and mushrooms 5 minutes. Combine onion, mushrooms, ham, eggs, salt, and pepper in large mixing bowl. Trim center vein from large cabbage leaves. Using one large or 2 small leaves, place ¼ cup filling in center of leaf. Roll into tight ball or roll, tucking in ends to enclose filling. A large cabbage will yield enough leaves for 12 cabbage rolls. Pour tomato sauce into 13x9x2-inch baking pan or shallow baking dish. Place cabbage rolls in sauce. Bake 45 minutes, basting frequently.

Place cooked rice in center of serving platter. Arrange cabbage rolls around rice. Pour sauce over rice and cabbage. Makes 6 to 8 servings.

POACHED EGGS WITH CHEESE AND HAM

2 tablespoons butter or margarine
¾ pound cooked ham, cut in julienne strips
6 poached eggs
6 slices American cheese, 2x2 inches each
3 slices white toast, trimmed and cut in 4 triangles

Heat butter or margarine in skillet. Sauté ham until heated through, tossing occasionally.

Heat broiler. Place poached eggs on heatproof platter. Top each egg with slice of cheese. Broil until cheese melts and is golden brown. Arrange ham and toast triangles around eggs. Garnish with pimiento, if desired. Makes 6 servings.

(continued)

The first dishwasher detergent for dry-hards.

Dry-Hards are tough-to-clean foods—like fruit pie, oatmeal, meat fats, eggs, sauces—that dry and cake and stick. And stick. And stick. To plates. On forks. Filming glasses. New Fortified Electrasol, with 20% more active cleaning ingredients than other leading dishwasher detergents, really removes Dry-Hards. Lets your dishwasher give you cleaner, brighter, film-free dishes.

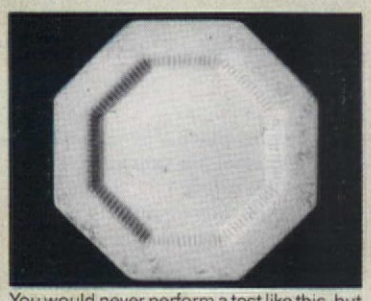

You would never perform a test like this, but it proves New Fortified Electrasol's superiority against Dry-Hards. Plate with Dry-Hard paste of blueberry pie baked on for fifty minutes at 330°F. came out looking this way when washed in another leading brand. Any dishwasher detergent can remove soft food soils. The ultimate test for effectiveness is on a Dry-Hard.

Same Dry-Hard plate—but cleaned in New Fortified Electrasol with 20% more active cleaning ingredients than other leading brands. Electrasol removes tough Dry-Hard soils like blueberry pie—prevents them from drying into spots on dishes, glasses and silverware. Try New Fortified Electrasol. It's especially designed to give you cleaner, spot-free dishes.

Good Housekeeping GUARANTEES

ECONOMICS LABORATORY, INC., St. Paul, Minnesota

BE ORIGINAL WITH VEGETABLES

and Lea & Perrins... the original Worcestershire

Worcestershire Butter: *Melt 3 parts butter. Add 1 part Lea & Perrins Worcestershire.* What a delightful way to bring out the unsuspected side of vegetables. Cook with it... or spoon it on after cooking.

FREE: New 48-page Cookbook. 100 ways to be original with Lea & Perrins—the original Worcestershire. The one that allows you to enjoy authentic Worcestershire flavor that lasts through the cooking and enhances, rather than overwhelms the delicate taste of vegetables. Write:
Lea & Perrins, Box A,
Fair Lawn, N.J. 07410

LEA & PERRINS

Glamorize your home with *Colonial* "Masterpieces in Wax"

There's dazzling beauty in this Colonial Candle Combination featuring our Dynasty holder, a massive 3" candle and Springtime daisies. Your dealer has it in blue, red, yellow, or black at about $6.50. He also has many other Colonial "Masterpieces in Wax". See him today for Colonial Candles—they're the best in the world.

Send today for our decorating booklet — Ideas for Adding Warmth & Beauty To Your Home — only 10¢.

Colonial Candle Co. of Cape Cod, Inc.
Hyannis, Mass. 02601

You Can INCREASE YOUR INCOME

and have extra cash for something special (like a vacation) by selling a wide variety of popular magazines at your leisure.

With our free starting supplies sent without obligation to you, it is easy to sell right from your home.

Just address a postal card to us stating your name and address and you will receive easy-to-follow instructions to start right away!

MOORE-COTTRELL SUBSCRIPTION AGENCIES, INC.
Dept. 497
North Cohocton, New York 14868

The Exotic Eggplant

(continued from page 103)

RICE PILAF (Riz)

1½ cups raw rice
¼ cup butter or margarine
½ cup rice-shaped macaroni or thin vermicelli, broken into half-inch pieces
1 teaspoon salt
1 can (10¾ ounces) chicken broth
1 cup water

Wash rice; drain. Heat butter or margarine in saucepan or large skillet; sauté macaroni or vermicelli until lightly browned. Add rice and salt. Sauté, stirring constantly until rice is well coated with butter—about 1 minute. Combine broth and water in saucepan; bring to boiling. Add to rice mixture. If necessary, add more water to bring level of liquid ½ inch above rice. Bring rice mixture to boiling; cover; reduce heat to low. Cook about 15 minutes or until all liquid is absorbed and rice is tender. Stir with fork. Cover; let stand 10 to 15 minutes before serving. Makes 6 servings.

FRIED EGGPLANT WITH YOGURT (Batinjan ib Laban)

This is especially good as an appetizer or as a side dish with a lamb or beef entree.

1 large eggplant
¾ cup olive oil
1 small clove of garlic, finely chopped
1 teaspoon salt
2 cups yogurt
¼ teaspoon dried mint leaves, crushed

Peel eggplant; cut in half lengthwise. Cut each half lengthwise into ¼-inch-thick slices. Heat ¼ cup olive oil in large skillet. Fry eggplant slices in oil until brown. Fry only a few at a time in a single layer and add oil gradually as needed. Drain fried eggplant on paper towels, turning to absorb oil from both sides. Chill thoroughly.

Combine remaining ingredients in bowl. Chill. To serve, place eggplant on serving dish. Pour sauce over. Makes 6 servings.

EGGPLANT DIP (Baba Ghanouge)

1 large eggplant (with skin)
1 tablespoon sesame dressing (tahini)*
1 teaspoon water
1 tablespoon lemon juice
1 clove of garlic, minced
½ teaspoon salt
Parsley
Olive oil

Wash eggplant; do not peel. Prick skin with a fork; place under broiler until charred on top and bottom is soft (about 30 to 40 minutes). Remove from broiler. Cool. Slit skin; open eggplant; remove meat with a spoon. Drain any liquid. Mash with fork, electric mixer, or rotary beater. Combine eggplant, sesame dressing, water, lemon juice, garlic, and salt. Taste and correct seasoning. Chill thoroughly. Garnish with parsley sprigs; drizzle olive oil over the dip before serving. Serve with crackers, toast, thin Syrian bread, or celery strips.

*Sesame dressing, known as tahini, is available in most gourmet or specialty food shops. If you cannot find it, try this variation: Use 1 teaspoon minced onion and 1 teaspoon olive oil and omit garlic. Season to taste. Makes 6 to 8 servings.

EGGPLANT AND CHICK-PEA STEW (Msa-a-a)

This is a versatile dish. Serve it as a main dish or as a vegetable. For the latter, make it as is, or omit the chick-peas.

1 can (1 pound) chick-peas
¼ cup olive oil
2 cups sliced onion (2 large)
2 medium-size eggplant
1 can (1 pound, 12 ounces) tomatoes
1 teaspoon salt
½ teaspoon pepper

Drain and rinse chick-peas well under cold water; set aside. Heat oil in large kettle, add onion; cook until onion is lightly browned. Peel eggplant; cut into 1½-inch cubes. Add eggplant cubes, tomatoes, salt, and pepper to kettle. Cover. Cook over medium heat 30 minutes. Add chick-peas; cover, cook 5 minutes. Sprinkle with crushed dried mint leaves, if desired. Makes 6 servings.

Gourmet Club Recipes

(continued from page 88)

ROQUEFORT GALETTES

¼ pound Roquefort or blue cheese
¼ pound softened butter or margarine
2 tablespoons heavy cream
1 egg yolk
1⅓ cups sifted all-purpose flour
1 egg, beaten

Mash cheese in bowl with fork. Beat in butter or margarine, cream, and egg yolk. Stir in flour; mix well. Form into ball; wrap in wax paper. Chill until firm.

Heat oven to 425° F. Roll dough out on lightly floured board to ¼-inch thickness. Cut into 1½-inch rounds with floured cutter.

Place on ungreased cookie sheets. Brush with beaten egg. Bake 10 to 12 minutes or until galettes have puffed and browned lightly. Makes about 30.

CLARET CONSOMMÉ

1½ cups claret
2 three-inch cinnamon sticks
2 teaspoons sugar
1 quart clarified, rich beef stock or 3 cans (10½ ounces each) consommé
Lemon slices

Bring claret, cinnamon sticks, and sugar to boiling in small saucepan. Remove from heat; let stand, covered, in warm place several hours. Strain claret mixture into beef stock or consommé; heat. Spoon into cups; float a lemon slice on each. Makes 8 servings.

TROUT MEUNIÈRE

8 small fresh or frozen trout, 6 to 8 inches long each
½ cup milk
Flour
Salt
Pure vegetable oil or clarified butter
½ cup butter or margarine (8 tablespoons)
Few drops lemon juice
Salt
Pepper
Finely chopped parsley
8 thin lemon slices
Parsley

If trout are fresh, clean them, remove fins and ends of tails but leave heads on.

(continued)

The "His and Hers" toaster.
Makes light and dark at the same time.

Toastmaster's 4-slice toaster has separate controls for each pair of slots, so you can toast 2 slices light and 2 slices dark. Pops up a family-size order of toast just the way each of you like it. Toastmaster's compact cabinet takes up less space, stores easily.

And your Toastmaster toaster is sure to work right when you get it because every one is tested with toast before it leaves the factory (you may even find a crumb inside to prove it).

For a gift or for yourself, see the Toastmaster model D111 at your favorite store soon.



For 1 or 2-slice families.
Our deluxe 2-slice toasters are also toast-tested at the factory. The Sovereign comes with smartly styled up-front, gold colored control panel. The Princess has end-operated controls. Each has a dial for selecting toast color.



Princess B102

Sovereign B112

TOASTMASTER McGraw-Edison

Toastmaster Division • McGraw-Edison Company • Elgin, Illinois 60120

COPYRIGHT © 1968, THE COCA-COLA COMPANY

It's new. Now Tab tastes better than any diet cola

TRADE-MARK®

The Coca-Cola Company just gave Tab a brand new package.
Why? Because The Coca-Cola Company just gave
Tab a brand new taste. Sugar free. Better than any diet cola.
Tab has a taste to remember for a shape he'll never forget.
Discover the new taste of Tab and help keep your shape in shape.
Be a mindsticker.

(continued)
Thaw frozen trout. Put milk in shallow dish; put flour and salt in second dish. Dip fish in milk; roll in flour; shake off excess flour. Put enough oil or clarified butter in large heavy skillet to cover bottom (it should be about ¼ inch deep). Heat until very hot (it must be hot to keep fish from sticking). Sauté fish 12 to 15 minutes or until golden on both sides. Remove to platter; keep warm.

Pour off oil from skillet. Add butter or margarine; cook until lightly browned. Add lemon juice; pour over trout. Sprinkle with salt, pepper, and chopped parsley. Place a lemon slice on each trout. Garnish with parsley. Makes 8 servings.

CANETON A L'ORANGE

2 ducklings (5 to 6 pounds each)
Salt
2 tablespoons butter or margarine
2 tablespoons flour
1½ cups white stock or water
1 cup dry white wine
2 navel oranges
Water
¼ cup sugar
¼ cup water
1 cup orange juice
2 tablespoons lemon juice
¼ cup brandy (optional)

Heat oven to 450° F. Truss ducklings; season with salt. Place each duckling on its side in shallow roasting pan. Roast, uncovered, 30 minutes or until golden brown, turning ducklings to brown all sides. Remove ducklings from pan. Reduce oven heat to 350° F. Pour off all but 2 tablespoons fat from pan. Add butter or margarine to pan; melt. Stir in flour. Cook over direct heat, stirring constantly, until roux is brown. Stir in stock or water and wine gradually. Cook over medium heat, stirring constantly, until sauce is slightly thickened. Return ducklings to roasting pan with the sauce. Roast about 1 hour or until done. To test for doneness, pierce duckling with fork. Juices that appear should be colorless.

While ducklings are roasting, cut off just the orange part of the skin of oranges in thin strips with vegetable parer. Cut strips into thin slivers. Put slivers in saucepan; cover with water. Bring to boiling; boil 3 minutes; drain; reserve. Pare all white pith from oranges; slice oranges; reserve.

Remove ducklings from roasting pan; place on heated platter; keep warm. Cook sauce in roasting pan until it is reduced to about 1½ cups.

Combine sugar and ¼ cup water in medium-size saucepan; cook until syrup is light caramel color. Strain reduced sauce into syrup. Add orange slivers, orange juice, lemon juice, and brandy; heat.

Carve ducklings; arrange slices on platter. Surround with orange slices. Pour sauce over ducklings. Makes 8 servings.

WILD RICE WITH PINE NUTS

2 cups wild rice
2 quarts water
3 teaspoons salt
½ cup pine nuts
2 tablespoons butter or margarine
Salt
Freshly ground pepper

Wash rice in several waters. Bring water and salt to boiling in large saucepan; add rice. Cook, uncovered, over low heat 40 to 45 minutes or until rice is tender. Drain. Brown nuts lightly in butter or margarine. Mix with rice. Season with salt and pepper. Makes 8 servings.

PUREE OF ROMAINE

2½ to 3 pounds romaine
2 green onions, thinly sliced (2 tablespoons)
3 tablespoons butter or margarine
Salt
Pepper
Thinly sliced green onions

Wash romaine thoroughly. Place in saucepan with just the water that clings to leaves. Cook over medium heat until wilted and quite soft. Drain, pressing out as much water as possible. Press through coarse sieve or whirl in blender to puree. Sauté 2 green onions in butter or margarine; add puree; heat through. Season to taste with salt and pepper. Turn into serving dish; garnish with green onion slices. Makes 8 servings.

CROQUEMBOUCHE

Cream Puffs (Pâté à Chou)
1 cup water
½ cup butter or margarine
⅛ teaspoon salt
1 cup sifted all-purpose flour
4 eggs

Rich Pastry Cream (Crème Pâtisserie)
½ cup sifted all-purpose flour
½ cup sugar
¼ teaspoon salt
2 cups milk
3 eggs, slightly beaten
1½ teaspoons vanilla
1 teaspoon butter or margarine
½ cup heavy cream, whipped

Caramel Syrup
1½ cups sugar
1½ cups water

Prepare Cream Puffs: Combine water, butter or margarine, and salt in medium-size saucepan; bring to boiling. Add flour all at once; stir rapidly until mixture forms ball and follows spoon around pan. Remove from heat; cool slightly. Add eggs, one at a time, beating after each addition until mixture is smooth and egg is blended in. Mixture will be slippery and separated; beating will smooth it.

Heat oven to 375° F. Drop small portions of mixture from tip of teaspoon 1 inch apart onto ungreased cookie sheets. Bake puffs 35 minutes or until puffed, crisp, and golden. There should be no tiny bubbles of moisture on the surface. Transfer to wire racks. Cool completely.

Prepare Pastry Cream: Combine flour, sugar, and salt in medium-size saucepan. Stir in milk slowly; stir until blended. Cook over medium heat, stirring constantly, until thickened and bubbly; cook 2 minutes longer. Stir half the mixture into eggs; stir into mixture in saucepan; cook, stirring constantly, 1 minute or until bubbly. Remove from heat; stir in vanilla and butter or margarine. Place piece of wax paper directly on top of hot pastry cream to prevent a skin from forming; cool. Fold in cream; chill.

Cut a small slit in side of each puff. Fill each with a teaspoonful of pastry cream.

Prepare Caramel Syrup: Heat sugar and water in skillet, stirring constantly, until it forms a golden syrup. Set skillet over pan of hot water to keep from solidifying.

Dip cream puffs, one at a time, in hot syrup and arrange in circle about 7 inches in diameter around rim of flat plate. Top with second, smaller circle of caramel-dipped puffs, setting them in crevices between puffs on bottom. Continue to build pyramid in decreasing circles.

To serve, start at top and remove puffs with 2 forks or serving spoon and fork. Makes about 20 servings of 3 puffs each.

ALL RECIPES TASTE-TESTED IN AMERICAN HOME KITCHENS

Look into Contadina –for a richer, thicker tomato paste

This is it–the one and only "8 great tomato" paste. Lovingly put together with plump, sun-ripened tomatoes for a bright–never bitter–tomato taste. Look into what Contadina's richer, thicker tomato paste can do for beef kabobs–the *easy* way.

NICE N' EASY BEEF KABOBS *(Makes 4 servings)*

⅔ cup (6-ounce can) CONTADINA® Tomato Paste
⅔ cup Italian salad dressing
¼ cup water
1 tablespoon Worcestershire sauce
1½ pounds (1¼-inch cubes) sirloin tip steak
8-12 par-boiled pearl onions
2-inch pieces green pepper
8-12 cherry tomatoes
Oil

Blend tomato paste, salad dressing, water and Worcestershire. Toss with steak cubes to coat. Cover and marinate few hours or overnight in refrigerator. Alternate steak, onion, green pepper and tomatoes on four 15-inch skewers. Place on broiler pan. Brush meat with marinade and vegetables with oil. Broil 4-5 inches from heat 15-20 minutes. Turn and baste often.

FROM THE 8 GREAT TOMATO FOLKS

CONTADINA FOODS DIV. OF CARNATION CO., LOS ANGELES, CALIF.

HURRAY FOR MAY

Next month's issue will show you how to remodel a postwar tract house, tell you all about steaks, make wonderful things happen to that room all too often forgotten—the bathroom. Show you new towels, too! Anyone for a Japanese garden? All this plus our regular monthly features on family health, your automobile, beauty at home!

Pillsbury Nut Bread Mix is homely.



home'ly (hōm'·lī) **a.** familiar, friendly **b.** characteristic of home life; simple, unpretending; home made.

Come home to Pillsbury's Coffeetime Mixes. Very homely.

COMPANY'S COMING TO A BIRTHDAY PARTY

Children love a birthday party. Becoming a year older is a very special event and deserves special attention. When a child is old enough to have friends, then he is ready to invite them to his very own party.

The time of day and the number of guests will depend upon the age of the child. Morning parties are best for very young children, five years and younger. For this age group about 8 guests is a suitable number. The party can begin in the middle of the morning with stories and games and end with a light lunch served around noon. For children between five and eight years old, parties can be held between noon and 4 pm. If the party is to begin at noon plan to serve lunch first. An afternoon party is best suited for schoolchildren, particularly if it is to be held on a school day. Invite between 10 and 12 guests and serve refreshments as soon as they all have arrived so as not to interfere with their dinner time. Since children are restless by nature, no party should be planned for more than 1½ hours for the very young, and 2 to 2½ hours for older children.

Parties for youngsters are lots of fun and easier on you if you keep in mind what they like. For instance, children are happiest eating food they're used to and this means hamburgers, hot dogs, sandwiches, or spaghetti—and ice cream and cake, of course. Our birthday-party menu was designed for the eight-year-old and younger. Bright table decorations, balloons, and party favors are apt to impress your young guests more than the fare, so we have kept the food simple with a few extra party touches. Keep the portions small and easy for little fingers to manage. Cupcakes are a good way to serve cake to young children. (Or see our party cakes on page 108). Place the cupcakes together on a platter with a lighted candle in each cake for the birthday child to blow out. Then each child takes the cake with his name on the top. Children do not take long to eat at a party. Allow about 30 minutes for simple refreshments or a light luncheon.

Party Sandwiches*
Carrot and Celery Sticks
Potato Chips
Ice Cream
Candy
Birthday Cupcakes*
Milk

PARTY SANDWICHES

Children's favorite sandwiches include peanut butter, chopped egg, cream cheese and jelly, and sliced meats such as turkey, ham, and chicken. For a special party touch, use several types of bread as well as white—whole wheat, raisin, and date nut add interest and flavor. For variety, make one side of the sandwich of wheat bread, and the other side white. Use fancy cookie cutters to cut out shapes from the bread. Animal cutouts are fun and popular. Cut some sandwiches in triangles and some in 1-inch strips. Arrange on small platters for each guest to select his favorite.

BIRTHDAY CUPCAKES

1 cup sifted all-purpose flour
¼ cup sifted unsweetened cocoa
1 teaspoon baking powder
¼ teaspoon baking soda
½ teaspoon salt
⅓ cup shortening
¾ cup sugar
1 egg
1 teaspoon vanilla
½ cup milk
Butter Cream Frosting

Heat oven to 400° F. Line sixteen 2½-inch muffin-pan cups with fluted paper liners. Sift flour, cocoa, baking powder, baking soda, and salt together. Combine shortening, sugar, egg, and vanilla in medium-size bowl. Beat at high speed on electric mixer about 3 minutes or until light and fluffy. Add flour mixture alternately with milk, beating at low speed; begin and end with flour. Fill muffin-pan cups half full. Bake 18 to 20 minutes or until surface of cakes springs back when gently pressed with fingertip. Remove cupcakes from pan. Cool thoroughly on wire rack. Do not remove paper. Frost and decorate with Butter Cream Frosting. Makes 16 cupcakes.

BUTTER CREAM FROSTING

⅓ cup shortening
2 cups sifted confectioners' sugar
2 tablespoons milk
¼ teaspoon vanilla
⅛ teaspoon salt
Few drops food coloring

Combine shortening and sugar at low speed in small bowl of electric mixer. Blend in milk, vanilla, and salt. Beat at high speed 5 to 8 minutes or until frosting is light and fluffy. Remove and reserve ½ cup frosting. Swirl remainder over cupcakes. Add a few drops food coloring to reserved frosting. Place in pastry bag with plain decorator's tube. Pipe the name of each party guest on top of one cupcake.

"Paper towels this pretty are just plain frivolous!"

Frivolous our foot. These new Kleenex towels may be soaked with color, but they're still the thirstiest ones around. Each one is *two* layers thick to absorb 50% more. So don't let those "frivolous" shades of gold, blue and green fool you—handsome is as handsome does. Right?

Kleenex® towels in new deep-tone colors

Another new product from Kimberly-Clark

PLANNING A VEGETABLE GARDEN

Hand digging a plot of earth is good exercise and mind relaxing too. If you're healthy and restless it will do you good. To do the vegetables any good, however, especially root crops, the bed should be dug 10 to 18 inches deep. If you're planning on a large garden, or if exercise is not recommended, you can rent or buy a power tiller. Change the depth each time you use it, because machines have a tendency to beat the ground into a hardpanlike layer below the level of the tilled soil.

BEGINNING THE VEGETABLE GARDEN

No matter how low in fertility you may think your soil is, you can still grow vegetables! All you need is a complete fertilizer, either 10-8-6 or 10-6-4. The numbers are not too important—as long as it contains nitrogen, phosphorus, and potash. About 30 to 40 pounds per thousand square feet should do the trick. Avoid the high-nitrogen fertilizers (20-5-5 or 20-10-5). They're good for grass, not vegetables.

Most vegetables do best in a slightly acid soil. Buy a soil-test kit from your garden store—a simple one for pH testing—and follow the directions. The best pH reading for most vegetables is between 6 and 6.9. If your soil reads below 6, it needs ground limestone.

After you've dug, fed, and limed your plot, give it a few days to settle before you attempt to lay out the rows. Break up large earth clods and then run straight rows (use a string staked at both ends or a chalk marker) north to south if possible. This orientation allows the best light distribution for all plants.

There are no general rules about growing the different kinds of vegetables. Follow instructions on each seed packet carefully, paying careful attention to frost dates in your area and recommended planting times. If space is limited, you can crowd plants more than packet instructions advise.

MASTER GARDENER MULCH

Mulching will save your back muscles. A mulch is a covering for the ground around vegetables; it keeps down weeds, cools or warms the soil depending on the season, holds water, decomposes, and turns problem soil into rich crumbly earth. Anything, even stones, will do as a covering. If you wish the benefits of decomposition as well, use any clean, preferably rotted organic matter. Use whatever is cheap and plentiful.

Some commonly used mulch materials are grass clippings, leaves, old hay, straw, wood chips, sawdust, ground corncobs, compost, pine needles, rotted branches, seaweed, bark, peatmoss, cocoa bean hulls, even newspapers and cardboard! Nonorganic mulches are stones, gravel, black plastic—anything you can think of and care to experiment with. The Department of Agriculture is testing water-filled plastic bags!

The time to apply a mulch to your garden is after the soil has warmed up, in spring or early summer, and after a good rain or deep watering. The reason for the latter is to keep the water in the soil. If you mulch dry soil you'll have to wait for a good hard rain to penetrate the covering. If you use hay as a mulch, hose it down first or let it stand out in a rain.

Organic mulches such as hay, wood chips, sawdust, and the like, will take up nitrogen from the soil as they decompose. An application of a nitrogen-rich fertilizer, such as 10-6-4, or an organic kind such as cottonseed meal or fish emulsion will counteract the temporary loss. You can use fresh mulch to cover large areas of ground, but it's best to put a rotted one close up around plants. Delay mulching heat-loving plants such as tomatoes and squash until they're growing well and the tomatoes have set fruit. Mulch peas to keep their roots cool and moist.

WHEN SPACE IS LIMITED

One way to save space and still have fresh vegetables is to plant the ones that are ornamental as well as tasty. They can be tucked in a flower bed, stand on their own as a border for a walk or driveway, or featured in a free corner by themselves. The following are attractive and good to eat: rhubarb chard (deep crimson stems and leaf midribs), 'Ruby Red' lettuce, green peppers, 'Sweet Chocolate' pepper (ripens to a rich brown), carrots, beets, purple head cauliflower, 'Tiny Tim' tomatoes (cherry red and yellow), purple-pod bush beans, eggplants, and artichokes.

Another way to make the best use of available space is successive and companion cropping. The former means that you seed or plant another crop to take the place of an already harvested one. Basically, vegetables can be divided into cool-weather lovers and hot-weather lovers. If the planting date on your seed packet is for very early spring (loose-head lettuce, for instance), it's a cool-season plant. Chinese cabbage and spinach will stand some frost, but not tomatoes, since they're hot-weather lovers.

Crops that require but a short growing season will do just as well, if not better, from summer as from spring plantings. If the instructions on your seed packet recommend late spring planting, you can try for a second, fall harvest by sowing again in July. If the seed packet calls for early spring planting, sow in August for a second crop, to take advantage of cooler fall weather. If you're lucky you'll be harvesting fresh vegetables until the ground freezes, or all winter in mild climates.

The following varieties are considered to be reliable for second crops: 'Slobolt' and 'Salad Bowl' leaf lettuce, 'Drought-Proof' or 'Wando' pea, 'Mandarin' cucumber, and 'Black Spanish' winter radish.

Companion planting is simply putting more than one vegetable in a row, to save space. Carrots and radishes take up less space than cabbage and squash for example, and can be tucked in wherever you have room. Cool- and hot-season plants can share a row. As the early crop is picked, room is made for the hot-weather lover to develop.

If you live in an area of sudden frosts, protect plantings with a piece of transparent plastic supported on branches bent into hoops, set about a foot apart. Hold plastic down with rocks along edges.

Vitamin A is the plus in carrots. Polyunsaturates are the plus in Mazola.®

Eat carrots and you get more than just good taste.
You get the "plus" of Vitamin A.

Use Mazola Corn Oil and Mazola Margarine and you get more than good taste. You get the "plus" of polyunsaturates.

Mazola 100% Corn Oil does more than make light, crispy fried foods and tangy salad dressings. Mazola Margarine, whose major ingredient is liquid Mazola Corn Oil, does more than make toast, vegetables or lobster taste better.

Mazola, used in place of the more saturated fats, is a simply delicious way to help balance the fats in your diet with polyunsaturates.

Mazola makes good eating good sense!

BOOKS AND BOOKLETS

FAIR-WEATHER READING

Since the first book fair, held in New York City in the spring of 1802, this time of year has always been a busy one for publishers. This year the list of spring publications is longer than ever and it includes many good books dedicated to gardening, easy cooking, boating, swimming, and sprucing up the house. Here are just a few we think you'll enjoy. In the warm-weather months ahead, we'll bring you other outdoor fare as well as selections for those unavoidable, sometimes welcome, rainy days.

BOOKS

Living Plants of the World is a family book—one that traces the genealogy of plant life to its very beginnings. If you're about to flinch in fear of an overdose of indiscernible botanical names, you needn't. Authors Lorus and Margery Milne have written this history of the plant kingdom authoritatively yet understandably. They have captured the fascination of evolution in the history of 150 plant families, selected for their interest to man as adornment, food, or medicine, perfume or potion, in trade or industry, and for their historic significance. You'll find exotic as well as familiar plant forms: giant redwoods, precious spices, plants that trap insects for food, trees that yield incense, etc. An important part of the story is told with photographs . . . and they're handsome. $15, Random House.



At Jacques, on Chicago's fashionable Michigan Avenue, Chicken Casserole Supreme is a delicious dinner favorite. Here's how to make it with Betty Crocker Noodles Romanoff.

1 pkg. (4-serving size) Betty Crocker Noodles Romanoff
1 can (10½ oz.) cream of mushroom soup
2 cups cut-up cooked chicken
1 pkg. (10 oz.) frozen chopped broccoli, thawed and drained
½ cup pitted ripe olives, cut into wedges

Heat oven to 350°. Prepare Noodles Romanoff as directed on package except—use ½ cup milk. Stir in soup, chicken, broccoli and olives; pour into 2-quart casserole. Cover and bake *25 to 30 minutes* or until broccoli is tender. *4 to 6 servings.* French rolls and a tossed green salad round out the meal.

Doing anything tomorrow night? Sure. Eating out—in.

The Art of Flower Arrangement. This like the aforementioned book, is one that emphasizes history. But author Beverley Nichols studies the history and patterns of flower arranging through the centuries, rather than the history of plants. He explores the parallels between flower paintings and flower arrangements, drawing examples from Dutch flower paintings, the French Impressionists, and the modern school. He examines the Chinese and Japanese traditions. He considers artificial flowers. The book is illustrated with 80 pages of color plates, many drawn from the works of period painters. As you can see, this is more than a manual for arranging flowers. $12.50, Viking.

Your First Boat. If owning a boat has always seemed too costly a proposition, this book is one you'll have to read. David Klein, the author, claims that anyone can own some kind of craft—canoe, rowboat, motorboat, sailboat. How can you do it? By knowing where to look, how to estimate the size boat that's right for you, what the upkeep will be, what time of year is best for buying a boat, etc. Mr. Klein discusses these and other pertinent points in an extremely readable manner. And the price is right—$1.50, Funk & Wagnalls.

Helen Corbitt Cooks for Looks. The following dinner suggestion is typical of the menus in this book: "Tomato Surprise (tomatoes with onions), roasted rack of lamb with natural gravy, white turnips, asparagus with grated lemon peel, cup custard with pureed strawberries." When you read the recipes for this meal you'll discover it is not only an adventure in good eating but that it contains relatively few calories. In all, there is a month's worth of recipes here for delectable, low-calorie eating (850 calories a day is average). In addition to everyday meals there are menus for buffet dinners, cocktail parties, and other special occasions. $4, Houghton Mifflin.

Taste in America is fascinating for anyone who has more than a passing interest in social history or any curiosity whatsoever about life in other times. It brings it all back—the favored shapes of women and houses in the various decades, the types of ties men wore, what furniture was in vogue, what the Joneses were doing that everyone else was keeping up with. It captures the flavor of the days when bookstores were called literary emporiums, radios were known as receiving sets, and Cotton Mather's *Good Lessons for Children, in Verse*, was dutifully read by boys and girls. Author Ishbel Ross's tour of American taste begins with the customs, architecture, furnishings, and fashions of Colonial days and winds up with what is happening in these areas today. We suggest, since the book is packed with information, that you read it in leisurely doses, otherwise, it could be overwhelming. $12.50, Crowell.

These books may be ordered through your local bookstore.

BOOKLETS

Fun is what you can have with glue and cloth tape, as colorfully illustrated by this booklet. There are easy ideas for making toys, games, decorations, gifts. Send stamped, self-addressed envelope to Borden Chemical Co., Dept. AH-1, 350 Madison Ave., New York, N. Y. 10017.

Spartan Pool Handbook is a primer for anyone considering building a swimming pool. It illustrates pool placement, structure, performance features, and installation. Free from Major Pool Equipment Corp., Dept. AH, 60 Jacobus Ave., South Kearny, N. J. 07032.

The Avocado Bravo is a full-color, 50-page recipe booklet showing the versatility of this year-round fruit. Includes everything from appetizers and soups to desserts and beverages. Also contains useful and interesting information on the history of the avocado, how to buy, store, and ripen them—even how to grow your own tree. Send 50c to California Avocado Advisory Board, Dept. AH, P.O. Box 2162, Costa Mesa, Calif. 92626.

Three Plans for a Cedar Closet. This folder shows you how to construct a freestanding unit, storage wall, and room divider—all lined with moth-repelling cedar. Free from Aromatic Red Cedar Closet Lining Mfrs., Suite 3906, Dept. AH, 221 No. LaSalle St., Chicago, Ill. 60601.

Your Building and Your Architect explains how to choose an architect, what his responsibilities are, how to work with him, and how he's paid. Free from Information Services, American Institute of Architects, Dept. AH, 1735 New York Ave., N.W., Washington, D.C. 20006.

PLAIN TALK ON OLD FURNITURE

Readers sometimes react skeptically to articles showing what you can do with second-hand furniture (see page 76). They feel the pieces shown benefit from professional workmanship or clever photography, and that they could never get such attractive results at home.

While understandable, such reservations are actually unfounded. For the average home owner *can* achieve excellent results. The key is care—careful selection of the furniture, careful workmanship, and careful selection of paints and colors. If you buy second-hand furniture with too little forethought, economize with cheap enamel and paint, or use casual workmanship, then inevitably the end results will be disappointing.

TIPS ON BUYING FURNITURE

Besides helping to assure a handsome end product, careful buying of second-hand furniture will save you a lot of work. Keep in mind that the price spread between a piece that needs little work and one that's almost falling apart is often very small. So be particular. Look at each piece with an eye toward how much work it will take to fix. Major breaks and large pieces of loose or buckled veneer are difficult to correct. Other bad signs are alligatored paint and varnish (which you'll have to remove) and badly damaged upholstery. On the other hand, loose arms and legs, small dents, scratches, and breaks are seldom a problem. The same is true of missing hardware, worn-out finishes, and bad marring of the backs (which won't show anyway).

KEEP REPAIRS SIMPLE

One of the nice things about second-hand furniture is that you usually paint over the old finish instead of restoring it. Therefore, don't be afraid of reasonable expedients. Fix small breaks in the veneer, small gouges and dents, and slightly mashed corners by simply blending them into the surrounding surfaces with sandpaper. Start with coarse grain, and work down to the finer grades.

Fill larger dents with plastic wood, surfacing putty, or other tough materials. Don't use wall spackling compounds that will crumble out.

Repair broken rungs and the like with ordinary white glue and clamps. For loose joints, scrape out all the old glue you can reach, remove any small nails previous owners may have used for repairs, then squirt in fresh glue. Hobby shops and better hardware stores stock a glue injector for such jobs. An improvised "clamp" of rope or masking tape will hold the joint rigid until the glue dries.

Frequently, old drawers will have weakened in the joints. The simplest way to fix them is to nail and glue small blocks inside each corner. More elaborate repairs won't work any better and will take a lot of time.

Unless you're exceptionally skilled, don't buy an old upholstered piece if it needs more than a few stitches. Confine yourself to re-covering, removing ruffles and old tie-on cushions and the like. In redoing our chair, we reshaped the sagging seat by adding Dacron padding. This was held in place with muslin, then covered with vinyl. The vinyl was folded under the frame of the seat and tacked in place.

Most old furniture pieces, like our chest of drawers, will benefit from a quick streamlining. Old swinging mirrors on awkward supports come off easily and look better mounted on the wall.

Replacing the hardware with simple, modern styles often works wonders too. We threw away the old drawer pulls on the chest and substituted small china pulls in one remodeling, screw eyes and brass hooks in others. We've also seen very attractive pulls made from knotted rope, leather thongs, and dessert molds.

TIPS ON FINISHING

Sometimes, wiping thoroughly with wood alcohol or cleaning fluid will revive an old finish beautifully, as happened with our bookcase. If so, you then have only to stain any spots where bare wood shows through, then apply paste wax to the entire surface of the piece.

(Naturally, when working with any solvent, keep the area well ventilated, avoid open flames, and breathe as little of the fumes as possible.)

In most cases, however, you'll probably end up painting. The following tips will help you achieve professional results:

Remove the hardware first, even if you're going to put it back. Remove all drawers, and paint separately. Allow to dry thoroughly before putting back. And remember to paint or paper insides of drawers.

If original finish is glossy, roughen with sandpaper, then wipe with alcohol to remove any waxy substances that might interfere with the paint bond. Also, when using enamel, sand lightly between coats. After each sanding, wipe off all traces of sanding dust with a tack rag. A tack rag is a permanently sticky cloth for removing dust from sanded surfaces. They're available at paint stores.

Old trunks, like ours, are often plastered with travel stickers. Remove completely, then sand the entire trunk. Coat with shellac, which seals the porous sanded surfaces and assures a smooth base for the new paint.

Apply paint, paper, or other lining to the interior, as we did with our bookcase, before painting the exterior. This will necessitate some care in painting the exterior, but is psychologically sound. The interior is the most tedious part of the job, and you'll enjoy the rest of the job more if the tedious part is out of the way first.

BE CHOOSY WITH PAINTS

You can easily spoil an otherwise fine job by compromising on the color or quality of paint. To avoid doing this, look for a paint supply house that stocks a wide variety of brands, colors, and types of paint. Carefully study color charts and sample displays of the better brands. Sticking to them gives better results.

Before starting the job it's also a good idea to spread a little paint on some scrap wood to get an exact color reading.

Finally, use reasonably good paintbrushes. It's irritating to find stiff hairs embedded all over your newly painted furniture.

Every room needs a RoomMate.

A Judd RoomMate.

The Judd RoomMates.

IN BRILLIANT BRASS.

Meet our top brass.

Decorator-designed traverse and cafe rods to make every window in your home a picture window.

Fashion-coordinated from finial to finial, these look-alike RoomMates offer famous Judd quality.

See the brass at fine discount department stores across the country.

Available in sizes to fit *every* window.

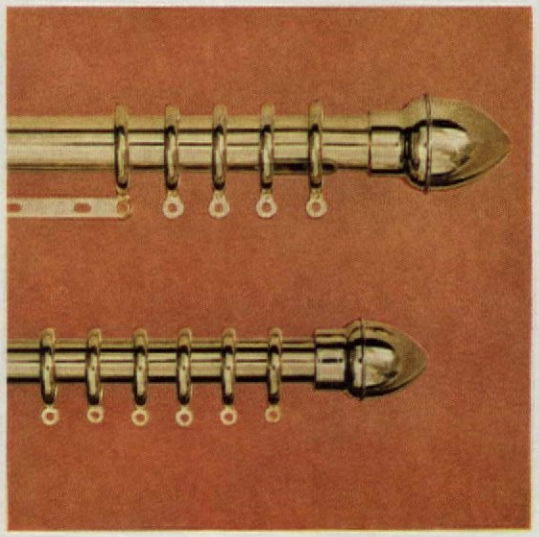

Judd

Wallingford, Conn.

The Judd RoomMates.

IN STYLISH WOOD.

Here's the answer to a decorator's dream. RoomMates. In wood.

Available in Classic, Provincial, and Traditional styling. In a number of fashion finishes. Plus natural for do-it-yourselfers.

See these coordinated wood RoomMates at top discount department stores.

Available in 4′ and 8′ join-together lengths.



Judd

Wallingford, Conn.

The Judd RoomMates.

IN ANTIQUE AND BRIGHT BRASS.

Take meticulously crafted Grecian ends, add graceful fluted poles, and you've got traverse and cafe rods fashioned in the Classic tradition.

Finished in either antique or bright brass, these look-alike RoomMates add just the right touch of timeless beauty to any window.

See these top quality RoomMates at all leading discount department stores.

In a variety of sizes to fit *every* window in your home.



Judd

Wallingford, Conn.

The Judd RoomMates.

LOOK FOR THEM AT LEADING DISCOUNT DEPARTMENT STORES.

Discount department stores. That's where you'll find the complete top-quality line of Judd RoomMates. And best of all, you'll find them at discount department store prices.

Judd RoomMates for any window in any room. Traverse or cafe rods in brilliant, bright and antique brass. In stylish wood. Judd "behind-the-drapes" white traverse and curtain rods.

The Judd RoomMates display puts the RoomMates right up front where you can see, touch, and decide for yourself. All sizes clearly marked. Clear packaging of accessories means easy inspection.

Every room needs a RoomMate. A top-quality Judd RoomMate.

Look for the Judd RoomMates at leading discount department stores everywhere.

Judd

Wallingford, Conn.

Join the COOL GENERATION

Eloise Carmichael is a hard-working member of The Cool Generation. She just finished washing, ironing, cleaning and cooking—

and she's still cool enough for a hot cup of coffee. Her secret... whole-home air conditioning... installed and serviced by a reliable Day & Night Weather Doctor.

DAY & NIGHT AIR CONDITIONING

La Puente, California • Collierville, Tennessee

AH-1

DAY & NIGHT MANUFACTURING COMPANY
855 Anaheim-Puente Rd., La Puente, Calif 91747

Send me your free booklet that takes the mystery out of buying an air conditioning system. No obligation, of course.

Name_____

Address_____

City_____

State_____ Zip_____

HEATING · AIR CONDITIONING · WATER HEATING

LAWN GAMES, ANYONE?

There are any number of games you can enjoy in your backyard, and it doesn't have to be stadium size, either. From archery through quoits to volleyball, all you need are energy, grass that can take it, some basic equipment, and a rule book. See page 56 for tips on making a play green. And remember, according to a recent study, if you're all tired out at the end of the day, you probably don't get enough exercise!

Listed here are the space requirements of a dozen popular games. If you would rather not be limited to one, but prefer to try a variety of sports, then make an all-purpose court. It should be approximately 20 by 50 feet and situated as far from the patio or "spectator" area as possible. If you locate your court so that the garage wall forms a backdrop at one end, you will be able to use it for handball and basketball practice as well as the court games, volleyball, badminton, and deck tennis. Try to orient the active play court in a north-south direction, so no one has to play into the sun.

If you have almost perfectly level lawn space left over, you can set up croquet wickets, try bocce or lawn bowls, or practice putting. All require a closely mowed, level turf. Clock golf can be played here too.

ARCHERY

Archery is one of the high-skill sports. Once you learn it well you can branch out and play in competitions or, if hunting is one of your interests, you might want to try it on more equal terms with the quarry—with a bow and arrow.

If you decide to play the game, always remember that arrows are weapons, and that you must take certain precautions when you set up your range. Following the rules carefully while playing can be the difference between fun or an accident. The regulation range is 100 feet long, with a 10-foot base line. Yours can be much shorter, of course, but strive for maximum length as this is how you develop skill.

Locate your range in an area that's protected from winds—a sudden gust will deflect the best-aimed arrow. Most important, your range should be in the least trafficked area on your grounds. It must be away from the house and patio, service, and children's play areas. Train young children never to cross the base line while someone is shooting. Your target should have a backdrop (garage wall or heavy-duty canvas screen) at least eight and preferably 12 feet tall. This is to protect anyone who might unwittingly pass behind the target during a game.

BADMINTON

Fast, fun, and good exercise, badminton can be enjoyed with a minimum of fuss. Furthermore, it's easy to learn. Any level, open area, even near the house, will do. The grass should be cut two inches high, no shorter. All you need to install are a five-foot-high net and posts. If there are teen-agers in your family, they'll want to play. A doubles court—which can, of course, be used for singles too—should be 20 by 44 feet. If you have an area that's somewhat more sheltered from the wind than the rest of your yard, put the badminton court there.

BASKETBALL

Basketball is another active sport that requires skill, and to practice it at home all you need is a basketball hoop set up, usually on the garage wall. The rim should be placed 10 feet above the ground. A court about 20 by 25 feet will permit you to practice all kinds of trick shots, and get a little more exercise running after the ball. If you want to spare your lawn for other sports, attach the hoop to the driveway side of the garage and play on the pavement.

BOCCE

Bocce, too, can be played on the pavement, but somehow it seems to be more fun on a green. A long, narrow play area 15 by 50 or 60 feet is adequate for Italian lawn bowls, so bocce away! Singles can play against each other, with four bowls each, or teams of two, three, or four (two bowls each) can compete. Fifteen points make a game. Just make sure the lawn is level where you're playing, and keep the grass clipped short. (See lawn bowls.)

CLOCK GOLF

Clock golf is a fun way to practice putting at home until you can get out to the course. Space required is a circle 24 feet in diameter. A level, low-cropped lawn is basic underfoot. Divide the circle into 12 equal parts, with a marker at each point. The putting hole can be a can sunk four inches into the ground, but it should not be in the center of the circle. Place it off center so the distance for each shot varies. The player with the fewest strokes around the circle wins.

CROQUET

Croquet is an ancient game, and like chess, it looks like nothing is happening. Croquet players know, however, that competition is scientific and keen, and that passions rise with the skill of the players. Don't think of it as Victorian—it takes skill, cunning, and control. The regulation court is 30 feet by 70, but you can

WIN TWA ADVENTURE TRIPS TO EUROPE FOR TWO!

This fabulous book and dozens of Waverly fabric swatches...only $1.

Just off the press . . . Book 3 of this unique decorating guide published by McCall's and featuring the nation's most-in-demand decorating fabrics by Waverly.

Every Waverly Fabric shown in the magnificent full color decorator designed room settings is available now at leading stores in your city. The dozens of actual swatches we send with your book tell you everything you need to know about each pattern.

Over 112 pages of exciting decorating ideas

Before you plan to decorate, study the pages of this one-of-a-kind guide book and see the many wonderfully different things you can do to beautify your home.

(P.S. Our original edition, Book 1, is now a collector's item. We have a limited supply left at 75¢ per copy.
Use the same coupon to order yours.)

Waverly Fabrics 58 WEST 40TH STREET • NEW YORK 10018
Division of F. Schumacher & Co.

If product or performance defective Good Housekeeping guarantees replacement or refund to consumer

Contest Rules

1. No purchase of Waverly Fabrics or the Decorating Guide Books is necessary.
2. Any woman 18 years of age or over is eligible except employees of Waverly or its advertising agency.
3. Just print the name of any Waverly pattern you saw and the name of the store where you saw it.
4. Entries must be postmarked by June 30, 1968.
5. The winner will be selected by random drawing by an independent judge and will receive a round trip TWA jet flight to London and Paris for two from N. Y. C.
6. Offer void in states where prohibited by law.

WAVERLY FABRICS
Dept. A, 58 West 40th Street • New York 10018

☐ *Enclosed $1 for new Guide Book 3 including actual fabric swatches.*

☐ *Enclosed 75¢ for collector's item Book 1. (While supply lasts.)*

☐ *Enter my name in your TWA European Adventure contest.*

Name_____

Address_____

City_____ State_____ Zip_____

Name of one Waverly pattern:_____

Store Name_____

City_____ State_____

play on 30 by 60 or 25 by 50. You needn't take it terribly seriously, of course, and it can be a chatty game. Whatever your approach, vicious whack or gentle, play on level, close-cut grass.

DECK OR QUOIT TENNIS

Deck or quoit tennis is also a fast, hard game, good exercise, and guaranteed to separate the patio lollers from the physical-fitness types. All you need are a net and a rope or rubber ring. The net should be four feet, eight inches off the ground, and the play area should be 18 feet wide and 44 feet long for doubles. The ring is thrown underhanded back and forth over the net, and is not supposed to touch the ground. You have to catch it in one hand and you can't hold it for more than three seconds.

HORSESHOES

Horseshoes are made of steel and weigh two and a half pounds, so don't put your pitching range near any windows! Lighter, nonregulation shoes for women and children are also available. The regulation range is 50 feet long, 10 feet wide, but a ladies' pitching distance of 30 feet is permissible. The pitcher's box is six feet square with a 12-inch stake sunk into it. Buy an official stake holder with your stake—it will keep it slanted at the correct angle. Fill the pitcher's box with a six-inch depth of clay, and keep it moist for games.

LAWN BOWLS

Lawn bowls is the British word for bocce. The object, as in bocce, is to get your bowling ball as close to the target ball as possible. It's the perfect game for hot summer days, because you can play it in the shade. And it's exercise of a sort, although the object is not to throw the ball hard. Since you're bowling at a small ball, the jack (*pallino* in bocce), the point is to develop skill so you can stop the bowl close to the target. Your opponent can try to come closer, or attempt to knock your bowl away from the jack. The regulation court is 14 feet wide and 120 feet long, but yours can be shorter. Mow the lawn low, roll and water it, then let it dry. The bowls won't damage your grass, but low mowing might if you don't feed and water it regularly. The bowlers stand on a mat when bowling. This is not strenuous play so everyone can get into the game for the fun of it.

QUOITS

Quoits can be played according to the rules of horseshoe pitching. Instead of shoes, however, you throw rings of rope. You need to mark two three-foot-diameter circles, 54 feet apart. Stakes are sunk into them and the object is to get the quoit on the stake. As with all the games, you don't have to adhere too closely to regulation space requirements—or to the rules of the game, for that matter. The point is to get out of the chaise longue and play.

TENNIS

Tennis requires a larger investment than any other sport (unless you're putting in a swimming pool), but if you enjoy the game or have a budding Pancho Gonzales in the family, you will derive a great deal of pleasure from it. It can be played on grass, but you may prefer a clay or paved court. Regulation court for doubles is 36 by 78 feet, and the net should be three and a half feet high at the posts. Your court should be professionally installed.

VOLLEYBALL

Volleyball is a vigorous, fat-trimming sport. Although the official court is 80 by 40, you can play on a smaller one, even down to 40 by 20. On the smaller court, the net should be six and a half feet off the ground, on the regulation court, eight feet. Don't use your badminton net—it's too flimsy. You need a sturdy tennis or volleyball net. You can play with six (or more) players on each team. Or two people can get out and toss the ball around. If six play, three should be close to the net, three in the back. You hit the ball on the volley, and never let it touch the ground.

RULE BOOKS

If your sporting-goods store does not have rule books for the games you want to play on the lawn, you can write to the following associations of equipment manufacturers for them:

Archery: National Archery Assn., 23 East Jackson Blvd., Chicago, Ill. 60604; $1.25.

Badminton: American Badminton Assn., Donald Richardson, 20 Wamesit Rd., Waban, Mass. 02168; 25c.

Basketball: Amateur Athletic Union of the U.S., 231 West 58th St., New York, N.Y. 10019; $1.75.

Bocce: Lignum-Vitae Products Corp., 96 Boyd Ave., Jersey City, N.J. Free.

Croquet: General Sportcraft Co., Ltd., 33 New Bridge Rd., Bergenfield, N.J. 07621; 25c.

Deck Tennis: General Sportcraft Co., Ltd., 25c.

Golf: U.S. Golf Assn., 40 East 38 St., New York, N.Y. 10016; 25c.

Horseshoes: General Sportcraft Co., Ltd.; 25c.

Lawn Bowls: John W. Deist, 1525 Ridge Court, Wauwatosa, Wisc. 53213. Free.

Quoits: General Sportcraft Co., Ltd.; 25c.

Tennis: U.S. Lawn Tennis Assn., 51 East 42nd St., New York, N.Y. 10017. With guide, $2. Rules only, 25c.

Volleyball: U.S. Volleyball Assn., U.S.V.B.A. Printer, P.O Box 109, Berne, Indiana 46711; $1.

For official guides and rules for women's play, write Division for Girls' and Women's Sports, 1201 Sixteenth St., N.W., Washington, D.C. 20036. $1.

THE CHALLENGE OF HOUSEKEEPING

lousehold hints rank second only to ossip as favorite bridge-table con- ersation. Why? Because housekeep- ng is a dull job that offers only one hallenge to the housewife—how to nake it easier and quicker! From our esearch, talks with housewives, and nvestigations of new products, we've earned what your least favorite jobs re, and collected some answers that ight make them easier or quicker.

EEPING AHEAD OF CLUTTER

Clutter is what happens to the liv- ig room two minutes after the chil- ren get home from school; or the vages of a Sunday at home; or even ore simply, the leftovers of a day's ving. It's the bane of every woman's xistence and consists of toys, school ooks, shoes, coats, hats, newspa- ers, snacks, cigarette ashes, mail, nd miscellany. The best way to han- le it is to eliminate it (make people ut things away), but we tried that a ng time ago and found it a fruitless tension of effort and temper. So ere are some hopeful suggestions r contending with it.

Devise a clutter container and make room for it in a handy closet. It might be a box or shopping bag. We like the idea of a shopping bag because it's easy to carry with you as you collect. It's a great clutter collector (for everything but food and ashes) and will sort itself when people start hunting for lost articles.

- A container at the top and bottom of stairs is a good idea for things that need to be taken up or down. Use a gay straw basket or a tote bag adorned with mod designs.
- Have you ever thought of a mud closet for the children? (A corner of the closet would do too.) Equip it with hooks for coats, umbrellas, mittens, etc.; a shelf for books; and a slotted rack for boots. Floor can have easy-clean resilient surface.
- Make a determined effort to devise places to put things—a letter holder on the desk, an odds-and-ends box on the hall table, a magazine rack for magazines and newspapers, a shelf for school books. If it's easy to put things somewhere, they're less likely to end up anywhere!
- Bedroom clutter seems to be a special problem all its own. Would a clothes hamper in each room (the kind that hangs on the inside of a closet door) be an idea worth trying? Or lots of closet hooks to hang clothes on? And open shelves for memorabilia, makeup, jewelry?
- Learn to live with it. Let's face it, a house is never completely clutter free, and if it is, feel sorry for the family that lives there. Don't be a nag, and be happy if you're just one step ahead of clutter.

WHEN CLEANING FLOORS IS PURE DRUDGERY

Here we have found that the products on the market can make a job—specifically floor cleaning—easier and quicker. (With one exception: Very small floor areas, such as those in an apartment bathroom or kitchen, clean faster and easier the old-fashioned way. But then, they're so small, they're hardly drudgery anyway.) If you hate to clean floors, investigate these products:

- The carpet sweepers that work on bare floors as well as carpets. They're great for quick cleanups or to remove surface dirt before scrubbing.
- The floor polisher-scrubbers. Even if you use a self-polishing wax that needs no buffing, these are worth the investment for the scrubbing job they do. There's even one on the market that will pick up dirty scrub water. And about that buffer—remember that when many self-polishing waxes begin to lose their shine, they respond to buffing to look just polished again.
- A long-handled sponge mop is just about the simplest and most efficient wax applicator we know of. It's even recommended by the wax people to give you a more even waxing job. A brand-new one on the market has a bottle of self-polishing wax connected to it. Just press down on the sponge and the wax comes out.

THE EVER-FULL LAUNDRY HAMPER

Some people like to do the laundry at once and get it over with; others like to spread it out over the week, a load a day. Either way, we all end up with the same problems—sorting, folding, ironing, and what to do about stains and static electricity. To help solve these problems, here are some products and hints from our laundry center:

- A laundry sorter with wheels so you can roll it around from bathroom to hamper to bedrooms as you collect the laundry. There are two-, three-, and four-sectioned varieties. They simplify the job of collecting, carrying, and sorting.
- A table, shelf, or any flat surface in the laundry where you can rest a load of dirty, wet, or dry clothes; fold and stack; or do a crossword puzzle while you wait for the wash.
- A shelf for laundry products—high enough so children can't get to it, and big enough so everything fits.
- A rinse conditioner is the best static electricity fighter we know. Makes clothes softer and easier to iron too.
- Drying clothes. If you're the "I'd rather hang my clothes in the sun" type, ask yourself truthfully—do you really enjoy it, even on cold days and with unexpected rains? And how about the stiff boards you take down

BLOWHARD

hoses whip up a hurricane. Why? To compare our newest roofing shingles with ordinary uld protect your home, even in a 100 mph blow. What happened? Look:

At 90 mph, over hurricane force, the ordinary shingles are flapping freely. Water begins to seep through the roof. But Bird Wind Seal JETS remain tight. Why? Because there are powerful, thermo-plastic dots on every Wind Seal JET — over 19,000 on an average roof. These adhesive dots weld the shingles to each other and to the roof. So even 120 mph winds didn't pry Wind Seal JETS loose.

At 120 mph, ordinary shingles tattered. But not one Bird Wind Seal JET has flapped up. The Bird side of roof is weather-tight, hurricane - resistent. Since high winds can strike anywhere — and shingle - flapping, 60 mph winds are commonplace —

shouldn't Bird Wind Seal JETS be on your roof? They're remarkably beautiful — and economical, too.

Get the complete, fascinating story about this incredible new shingle from Bird just by mailing the coupon today.

BIRD & SON inc.
QUALITY PRODUCTS SINCE 1795
Box AH48, East Walpole, Mass. 02032

Please rush information on the new Bird Wind Seal® JET Shingle. Also, information on:

☐ Bird Solid Vinyl Siding
☐ Bird Solid Vinyl Gutter Systems
☐ Bird Solid Vinyl Shutters

I'm thinking of ☐ remodeling ☐ building.

Name_____
Address_____
City_____
State_____ County_____ Zip_____

from the basement line in the winter? Try a dryer. It's truly a great laundry helper

• Stains. In case you don't have, and don't care to have, the drugstore assortment of stain-removal ingredients recommended by most charts, you can still remove a large variety of stains if you remember to follow these cardinal rules:

Find out what the stain is. Anything of a protein nature (eggs, blood, meat juice, milk) needs cold-water treatment—with soap or detergent. (Cold water will prevent the protein from cooking and setting as it's likely to do in hot water.) The cold-water treatment will generally do the job if the stain is not too old.

If it's fruit, grass stain, and the like, we've found a concentrated-detergent treatment or a household chlorine-type bleach (on colorfast clothes) usually works.

Use cleaning fluid for grease-based stains. Brush lightly up and away from the stain, so you don't rub it into the fiber. Some of the new spray-type stain removers are also very effective. Try them on a hidden area of the garment first (such as a hem or seam).

One word of warning—if you can't remove the stain before washing, it probably won't come out in the washing machine. In fact, that's one way to set it forever. Take it to an expert (such as your dry cleaner) and let him struggle with it.

The best tip we have for stains is in their prevention. Invest in fabrics treated with a stain repellent.

KITCHEN CLEANUP—MORNING, NOON, AND NIGHT

It's been said that one of the signs of a good cook is that she never sits down to eat leaving a neat kitchen behind her. We can't agree completely, but we do admit that the timing involved in producing the various parts of a meal all at once is not conducive to a neat, tidy kitchen. But there are a few tips that will cut the clutter a little for final cleanup:

• Scraps from salad making. A waste disposer is the quickest and easiest way to eliminate them. If you don't or can't have one, try a handled chopping board (the kind you find in every five-and-dime store). Peel and pare on it, then lift it up and dump scraps into the wastebasket. Or collect scraps in a leftover aluminum-foil plate or a paper plate that you can throw away.

• Paper-towel dispensers—wherever they're needed—provide one of the handiest fast wipe-ups for hands, counters, or floors; save washcloths, towels, etc., for what they're meant to be used for.

• The same goes for pot holders with magnets that hang on the side of the cupboard or range—near at hand whenever needed.

• Greasy film from cooking that finds its way throughout the kitchen is best handled by a hood. The ventilating type is best, but even the simple nonvented type with a charcoal filter will help keep your kitchen ten times cleaner.

JUST PLAIN HOUSEKEEPING

Dusting, vacuuming, fighting the war of dust, grime, and smears is a constant battle. Whether you're a meticulous, thorough housecleaner or a more casual just-so-long-as-it-looks-clean type, there are ways to make your job easier.

• Dustcloths—the right or wrong kind can speed up or slow down your progress. Our idea of an unbeatable dustcloth inventory: *Disposable cloths*—you use them and throw them away. *Impregnated cloths*—we've come across quite a few of these in our market, have bought them, tried them, and liked them. There are some for cleaning and polishing furniture, silver, brass, and other metals, and for leather too. Discarded *baby diapers* make the softest polishing cloths ever and they're lintfree.

• Spray cleaners—in our opinion, one of the best things that's happened to housecleaning in a long time. There are spray household cleaners, bathroom cleaners, and cleaning waxes. We can't calculate the time we've saved by teaming a spray household cleaner with a disposable cloth and ranging through the whole house cleaning wall smudges, telephones, light fixtures, and the like. The same goes for using a spray bathroom cleaner and disposable cloth in the bathroom.

• Your favorite window cleaner may be one of the window-cleaning products on the market, vinegar and water, or ammonia and water, but have you tried:

The squeegee-sponge combination on an easy-handling rod.

Crumpled newspapers for shining.

Polishing the outside with up-and-down strokes and the inside with side-to-side strokes so you can tell which side the smear's on.

Keeping windows and mirrors from steaming by covering them with soap or detergent suds, letting suds dry without rinsing, and then polishing.

• Plastic wastebaskets that attract dirt because of static electricity respond to the suds treatment too. Once again, scrub them well, working up a good lather of soap or detergent suds, then wipe dry without rinsing.

• Vacuum cleaners can be worth their weight in gold. For instance, the dusting brush is perfect for cleaning venetian blinds, windowsills, and even hard-to-reach corners of the floor; and the upholstery cleaner does wonders on couches, coats, furs, even pets.

A final word—keeping alert for new tips and products, and trying them, will help to ease your housekeeping chores.

Pick a fence... Anchor® has the pick of the lot



Your yard will give you a lot more living . . . with a wide choice of Anchor Fences. Anchor helps you be creative while protecting children, pets and property. So, if you're looking for **exterior** decorating ideas that protect your property beautifully, write for our free booklet of ways to make your yard safer, prettier, more fun.

Protect children, pets and property

Permafused. Anchor's exclusive forest green Permafused® chain link gives you the beauty of color and the strength of steel. Vinyl-coating is **fused** to steel core. Won't peel or rust.

Board-on-board Privacy Fence. Its redwood or white color is baked on aluminum. Up to and including 6′ tall.

Post and Rail. White enamel baked on aluminum. Anchor Fences are installed by expert Anchor crews.

Picket. Pretty as a picture. White on aluminum. By Anchor, world's oldest and largest fence-makers for homes.

Wood fences, too. A complete line, from Privacy Stockades and Paling fence to Pickets and Post and Rail.

ANCHOR FENCE

Protecting children, pets and property for over 75 years

COMMENDED by PARENTS' MAGAZINE AS ADVERTISED THEREIN

MAIL THIS COUPON Free, 12-page booklet of new fence ideas from Anchor Fence, 6464 Eastern Ave., Baltimore, Md. 21224

Name_____

Address_____

City_____ State_____ Zip_____

Please list fence or fences which interest you most: _____

Thank you. (Mail coupon, or call Anchor Fence in your city.)

A Lawn You Can Play On

(continued from page 56)

Providing the proper care at the right time for your grass is more important than going to great expense. Be prepared to spend more time caring for your play grass than usual. Select a good seed or sod, fertilize and mow regularly, and the battle is almost won. But don't stop there: Weeding, disease and insect control, and thinning are essential in your program of game-lawn maintenance.

THE HUMID NORTHEAST, PACIFIC NORTHWEST

Generally this is a region of heavy soils and receives enough rainfall to maintain good turf without irrigation. Eastern uplands have frequent mists and drizzles, as do coastal Oregon and Washington, the home for bentgrass. Bentgrasses do so well in the humid Northwest that they're a natural even for play fields.

The Northeast is mainly bluegrass country, often blended with fine fescues in shady situations and on sandy infertile soils. Bluegrass does so well here as an active play lawn, that there's little point in settling for less. Mow an inch and a half to two inches high. You can plant play areas to coarse field grasses such as tall fescue but it's often winter-killed in northern states.

Chart I lists several prominent bluegrass and fine fescue varieties, with their salient features. The fine fescues look very much alike and are usually used as a companion grass with Kentucky blue. Both need the same general care.

Don't expect a play turf to stand up to wear in the shade as well as in the sun, and don't play on soggy depressions until they're dry. Any hard-used turf should be given intervals for recuperation. Fertilize grass on sandy soil more frequently than if the soil were heavy.

Since bluegrasses grow best in cool weather, fertilize heavily in autumn and lightly, to maintain color, in hot weather. They do best on rich, well-drained soil, limed to near neutral pH. Most bluegrass varieties do best with high mowing, between one and a half and three inches. They will stand some drying out but to do well should be watered regularly if rains are infrequent. Since they are very tolerant of pesticides, you can use crabgrass preventives, or weed selectively with 2,4-D and dicamba.

For very low-mowed bowling and putting greens, or for moderately short fairway turf, you may have occasion to use bentgrass. Colonial bents such as 'Highland' are fine for the latter. Use creeping bents such as 'Penncross' for the former. Bents are heavy feeders and need the equivalent of a pound of nitrogen per thousand square feet each month during the growing season. Apply a fungicide from time to time, especially before winter, to protect against snow mold. The trailing stems of bentgrass tend to thatch, and occasional thinning (vertical mowing) is advisable in early autumn or spring.

THE HUMID SOUTHEAST

Southern grasses do well in hot, humid weather but become dormant in winter. In the South there are more weeds to contend with, a longer growing season (and consequently the need to fertilize more), and in general more pests and problems. Southern varieties are listed, with their characteristics, in Chart II.

To have flourishing play turf in the Southeast, fertilize regularly. Lawns on the sandy coastal plain need frequent watering and fertilizing, especially if a heavy feeder such as Bermuda is used. Mow frequently—most southern grasses are rampant growers. Mow Bermudas low, and others intermediate to high.

WESTERN PRAIRIES AND PLAINS

West from the humid regions, and all the way to the Sierra-Nevada-Cascade mountains, occurs arid country where lawns are not possible without irrigation, except at mountainous elevations. With regular watering, however, you can have an exceptionally fine lawn in what is a predominantly bright, fairly weed- and disease-free environment. Cool night temperatures mean you can grow the northern lawn grasses as far south as middle Arizona. The same maintenance outlined in the section on the humid Northeast applies wherever bluegrasses or fine fescues are grown.

In arid country, however, watering is paramount. At least an inch of water per week during the main growing season is a must. If regular watering is not possible, you might try dryland grasses, such as wheatgrass (agropyron) from Nebraska northward, and buffalo grass (Buchloe dactyloides) from Kansas south.

THE ARID SOUTHWEST

This region extends from San Francisco southward and eastward into Texas. In the San Francisco Bay area, you can use the grasses of Chart I successfully, supplementing with perennial ryegrass. At mountainous elevations, use a bluegrass-fine fescue combination, or bentgrass. The interior valley is basically subtropical, so select from Chart II.

Southern California is a hodgepodge of micromates, with the temperate grasses often as well adapted as the subtropical varieties. With conditions not favoring either group strongly, choice of a variety will depend on whether you will use the lawn most in the cool or warm months. Bluegrass blends do very well most of the year and generally survive the summer. Bermuda survives, but in most places becomes dormant in winter. It tends to play out in a few years and become full of winter weeds. Eastward from California (except at high elevations) Bermuda does best, with overseeding of ryegrass in autumn if you want green turf over winter.

In Arizona and eastward, seeded Bermuda is quite common. Southern California has 'Santa Ana' (good color and smog resistance), 'Tifway,' 'Sunturf,' and 'Tifgreen.' 'Newport' bluegrass does well in California, as does 'Highland' bentgrass and 'Fylking' bluegrass for fairway turf.

Pests are often a problem in the Southwest. Your lawn will live longer if given fungicidal and insecticidal protection. The most wear-resistant grasses for the region are zoysia, Bermuda, and tall fescue. Kentucky bluegrass, perennial rye, and red fescue come second. Bentgrasses and dichondra should not be used for play lawns here. 'Sunturf,' 'Santa Ana,' and 'U-3' are among the more wear-resistant Bermudas.

(continued)

PAINT 10 TIMES FASTER

Shur-line PAINT EDGER

2 guide wheels make your straight-line trimming sharp and clean. 10 times faster than brush trimming next to ceilings, baseboards, doors or window frames!

$1.10

AT PAINT-HARDWARE DEALERS AND PAINT DEPARTMENTS : SHUR-LINE MANUFACTURING CO. LANCASTER, N. Y.

TOUGHEST CLEAR FINISH MADE for wood and concrete floors

Fabulon's Polyurethane

IF PRODUCT ON PERFORMANCE DEFECTIVE ★ Good Housekeeping GUARANTEES REPLACEMENT OR REFUND TO CONSUMER

Brilliant High Gloss or Super-smooth Satin

Amazing durability; easy to use; easy to clean; resists chipping, peeling, water, soaps, detergents, liquor, fruit acids, ink, pet stains. Ideal for paneling, cupboards, trim, built-ins, furniture; inside or out.

MEMBER FABULON WOOD FINISHING COUNCIL Expert Hints on NATURAL WOOD FINISHING Fabulon

Look for this emblem at paint, hardware & bldg. supply stores. Ask for free wood-finishing manuals.

PS PIERCE & STEVENS CHEMICAL CORP. BOX 1092 • BUFFALO, N. Y. 14240 ...a Pratt & Lambert company

BATHROOM DRAINAGE PROBLEMS?
CALL YOUR LOCAL
ROTO-ROOTER®
SEWER SERVICE
FOR ANY DRAINAGE FAILURE

PUT IT ON YOUR HOUSE AND FORGET IT!

Vinylized™ by Mastic Corporation SIDING

"It's the finish that counts and VINYL IS FINAL!" The superiority of Vinylized Siding is due entirely to the *quality of the finish.* Weatherometer tests indicate the thick, tough, durable VINYL finish, fused to strong metal panels, will last more than 50 years with no appreciable signs of wear (more than twice as long as ordinary factory-applied finishes). Vinylized Siding *stays* beautiful, frees you of periodic repainting and costly maintenance *for years to come!*

Send coupon for FREE folder!

Mastic Corporation, 131 S. Taylor St. Dept. A-4, South Bend, Indiana 46601

Send FREE folder on ☐ Vinylized Steel Siding ☐ Vinylized Aluminum Siding ☐ Solid Vinyl Siding.

NAME_____

ADDRESS_____

CITY_____ STATE_____ ZIP_____

Doctors Find Way To Shrink Hemorrhoids

And Promptly Stop Itching, Relieve Pain In Most Cases.

Science has found a medication with the ability, in most cases – to stop burning itch, relieve pain and actually shrink hemorrhoids.

In case after case doctors proved, while gently relieving pain and itching, actual reduction (shrinkage) took place.

The answer is *Preparation H®*– there is no other formula like it for hemorrhoids. Preparation H also soothes inflamed, irritated tissues and helps prevent further infection. In ointment or suppository form.

Solves Repair Problems

Durham's fills cracks and holes in plaster, wood and tile. Won't shrink or fall out. Economical, easy to use. Big 4-lb. can, only $1.60 at lumber, paint and hardware dealers, or shipped direct postpaid in U. S. for $2.00. Money-back guarantee. Order now. Donald Durham Co., Box 804-A, Des Moines, Iowa 50304.

DRAINAGE TROUBLES IN YOUR HOME?
CALL YOUR LOCAL
ROTO-ROOTER®
SEWER SERVICE
And away go troubles down the drain

Why gamble? Insist on BACCTO®

POTTING SOIL

For over 50 years the choice of professional growers and home owners. From the producers of famous Baccto Peat.

HYPONeX®

Soluble PLANT FOOD Complete

Grows Better Plants in Soil, Sand or Water

Preferred by millions of users for over 25 years. Simply dissolve and water your house plants, garden flowers, vegetables, shrubs and lawn. Clean! Odorless! Feeds instantly. If dealer can't supply, send $1 for 10-oz. can, postpaid. Makes 60 gallons.

HYDROPONIC CHEMICAL CO., Copley, Ohio 44321, U.S.A.

Last Chance!

See special introductory offer bound between pages 78 and 79 in this issue

Prices go up on May 1st!

LAST CHANCE!

A LAWN YOU CAN PLAY ON (continued)

Chart I — Bluegrass and Fine Fescue Varieties for the Northwest.

TYPE OF GRASS	COMMENTS
	Kentucky Bluegrasses (Poa Pratensis)
'Kenblue'	Oldtime favorite from Midwest, susceptible to leafspot.
'Arboretum'	Tolerant of dry summers.
'Cougar'	Blend of three selections adapted to the Northwest; similar to 'Merion' but not so resistant to leafspot.
'Park'	Seed is especially fast sprouting.
'Fylking'	Fine-bladed Swedish variety adapted to low mowing; resistant to most diseases including stripe smut.
'Merion'	The most famous bluegrass variety, low and dense, resistant to leafspot but not stripe smut; needs extra feeding.
'Newport'	Vigorous, showing good autumn growth; used alone peters out in later years; often a component of "common" bluegrass.
'Prato'	Dense, attractive Dutch variety moderately disease resistant.
'Windsor'	Dark green, good rhizoming, generally rated intermediate in tests; susceptible to stripe smut.

Many additional varieties not greatly different from 'Kenblue' are available including 'Campus,' 'Delft,' 'Delta,' 'Nudwarf,' 'Primo.' Promising selections which will not be commercially available for a few years include 'Anheuser,' 'Belturf,' 'K547,' 'Nugget,' 'Sodco.'

	Fine Fescues (Festuca rubra)
'Chewings'	Tufted variety originally from New Zealand.
'Cascade' 'Chewings'	Newer Oregon selection bred from 'Chewings.'
'Creeping Red'	Susceptible to disease and summer loss.
'Golfrood'	Salt-tolerant Dutch variety.
'Highlight'	Dense, attractive selection from Europe, winter hardy.
'Illahee'	Oregon workhorse selection.
'Jamestown'	New dark green Rhode Island selection from a seaside location.
'Oasis'	European selection. Seems to endure summer well.
'Pennlawn'	Disease resistant.
'Rainier'	Similar to the other improved Oregon varieties.

Chart II — Turf grasses for the Southeast

TYPE OF GRASS	COMMENTS
Bermuda	There are a number of rapid-growing species and hybrids requiring intensive care (frequent mowing, fertilization, watering, etc.). Responsive to care, good-looking, and quick to heal but cannot stand shade. Named varieties must be vegetatively propagated. 'Tiflawn' and 'Tifway' are noted hybrids for athletic turfs. 'Tifdwarf' is very low growing. Seeded Bermuda is satisfactory for average turf, especially in the upper South; given care it is attractive and sturdy. 'U-3' and 'Sunturf' are hardy varieties. Most conventional pesticides are applicable.
Zoysia (Manila grass, Mascarene grass, Korean lawngrass)	Slow growing but resistant to wear (dense, tough foliage requires heavy-duty mower). Can stand shade, needs only modest fertilization, suffers from billbug and tends to thatch. Conventional pesticides applicable. Does not come true from seed, so plant vegetatively. A widely used variety is 'Emerald'; 'Meyer' is hardy in the North.
Bahia	Not as attractive as Bermuda or zoysia, but a low-maintenance turf especially good for the deep South. Available from seed. Prospers under fertilization and care, yet tolerates neglect and stands shade. Seedheads are a nuisance seasonally. 'Argentine,' 'Paraguay,' and 'Pensacola' are familiar varieties. Tolerates 2,4-D.
Centipede	A low-maintenance grass useful for poor soils of the Coastal Plain. For ordinary use and restricted play, but not stadium or heavily trafficked turf. Temperamental about pH and high fertility, suffers iron chlorosis. Shade or sun. Only named variety is 'Oaklawn.' Avoid arsenical herbicides and use phenoxys with care.
St. Augustine	Much-used shade grass of Florida and Gulf Coast, adapted to ordinary home activities, but coarse and not a good play grass where ball roll or wear are important. Suffers from chinch bug. Started vegetatively. Not tolerant of conventional herbicides.
Tall Fescue	Coarse bunch species with northern growth cycle, surviving where too hot for good bluegrass and too cold for year-round Bermuda. Easily seeded. Deep rooting and wear-resistant, suitable for game areas not requiring fine texture. 'Kentucky-31' is a variety.

The Game of Gardening

(continued from page 54)

and haul large trees and shrubs. A long-handled lawn edger is essential for maintaining the manicured look along walks, drives, and footpaths, and along the edge of plant beds. A water broom is a handy gadget for effortless sweeping of patios, walks, and hard-surface areas like your tennis court.

Pave as much of the garden as possible, even if you use loose materials such as gravel, wood bark, or chips. Place a layer of black plastic—available at your garden store or by mail from the larger nurseries—under all loose groundcoverings. It will prevent even the most persistent weeds from sprouting. Use black plastic to keep weeds from sprouting in flower beds too. Punch holes where the plants will go, and then cover the plastic with a gravel, bark, marble chip, pine needle, or other attractive mulch.

If you are a purist, however, and the presence of power equipment does not fit in with your idea of British pastoral calm, there is a solution. You can keep a sheep or two to keep your grass clipped and provide your flower beds with natural fertilizer. And they're delightful pets for children. Of course there's the problem of caring for them, but that's all part of the game of being a country squire.

THE GREAT-WHITE-HUNTER APPROACH

The Dr. Livingstones of gardening surround themselves with savage jungle beauty. Their reasons, as often as not, are practical as well as aesthetic. Certain plants are rampant growers and will clothe a barren plot in a lush mantle of green in no time. For flowers, fragrance, and a fast-spreading groundcover in shady spots, use old-fashioned lily-of-the-valley. Of the vines, honeysuckle is probably the most fragrant, and will cover a slope, garage, wall, trellis, or doghouse quickly. Make sure it doesn't climb over and smother prized small trees and shrubs. A new variety, 'H. V. Clavey Dwarf,' is more inhibited in its growth habit.

Among the trees that grow like weeds (and some people consider them so, but that's a matter of taste), are ailanthus or tree of heaven (don't buy male plants—the flowers have a vile odor), weeping willows, Japanese poplars, Siberian elms, and red maples. Those who denigrate the ailanthus have never thrilled to see it take root in the concrete world of a great city and thrive in the most impossible situations. And few people realize that it has something in common with that slow-growing aristocrat the gingko. Both are immune to pests and diseases.

Because many fast-growing trees have weak wood that breaks easily in storms, or invasive root systems, plant a slow grower (such as pin oak, gingko, or beech) every time you plant a fast one. Thus you will have your instant luxuriance and in about ten years or more the quality trees will be ready to take over from the dispensable "weeds."

EXPLOIT CHEAP, MIGRANT BIRD LABOR

Encourage the birds! Nothing makes gardening more frustrating than a steady blitz of insect marauders. Birds make short work of them, and devour many times their weight in the pests and their eggs. Plant shrubs and trees with edible berries, and avoid spraying with chemicals during the nesting season. Have a bird feeder during the winter. Overwintering birds will eat up all the insect eggs laid on trees, in addition to the tidbits you provide. And equally important, if you have a cat who likes to prowl, make a present of him to an admiring friend or relative.

Here are some trees and shrubs birds like: Japanese barberry, American cranberry bush (Viburnum trilobum), arrowwood (V. dentatum), bayberry, red tatarian honeysuckle, red cedar, and evergreens for winter shelter. The birds' favorite deciduous trees seem to be the flowering crabapples (Japanese and other small-fruited types) and the dogwoods. Mulberry (Morus alba tatarica), Washington hawthorne, and the European mountain ash attract them too.

DIPLOMACY AND SUCCESSFUL GARDENING

There is much garden information to be found in books in your public library. But even more valuable facts (about local soil, special varieties and natives that do well in your area, frost dates, etc.) can be yours if you cultivate friendly relations with garden-club veterans. It's good tactics to join a garden club. There's nothing like hobnobbing with the pros.

Gardeners are a friendly lot and love to show off their masterpieces—especially to interested novices. Besides giving you ideas for flower-bed layouts, they'll ply you with cuttings, seedlings, extra plants, old catalogs, and inner-sanctum secrets of scientific composting.

Maintain good relations with your county agricultural extension service (located at the county seat or state capital). This is really a cover for U.S. Department of Agriculture intelligence, and by contacting your local office you can siphon off essential information researched by thousands of Ag agents and scientists. In addition to pamphlets on how to build a tool shed or make cheese, here is where you'll get the latest dope on new varieties, and they'll test soil samples from your garden.

Remember your garden-equipment dealer at Christmastime. He'll service your mower promptly during the spring rush, rent you a rotary tiller if you decide to grow vegetables, help you pick out the right tool for the job. This is extremely important for ex-apartment dwellers who wouldn't know a scuffle hoe from a long-handled limb lopper.

A ROSTER OF INDEPENDENT PLANTS

There are plants you can coddle and plants that will spoil *you*. You're guaranteed to win almost every time if you use them. For spring color in flower beds make a few holes in the ground this fall, and drop in crocus, hyacinth, daffodil, and tulip bulbs. Just don't put them in upside down (the narrow part is up), and they'll give several years of bloom for little care.

Most perennials should be avoided like the plague. There are some, however, that are sturdy, carefree, useful. Take advantage of them: For sunny spots, daylilies, peonies, oriental poppies, and all hardy bulbs. In shade, hostas, lily-of-the-valley, ajuga, bleeding heart.

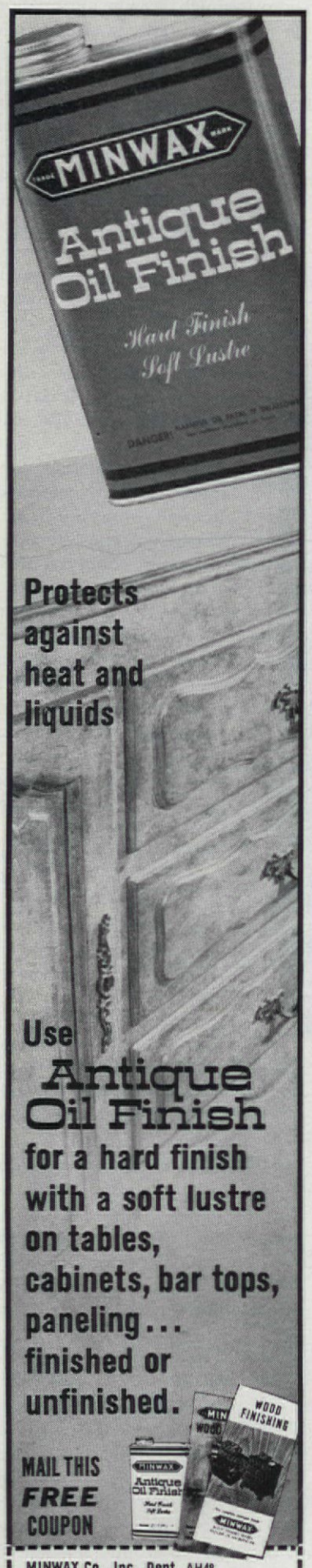

MINWAX Co., Inc., Dept. AH48
72 Oak Street
Delawanna, N.J. 07014

Send booklets on Minwax Method of Wood Finishing with Color Card. Also address of my nearest dealer:

Name.....

Address.....

City.....

State.....Zip.....

NEWS AND NOTES

Have you noticed how easy it is to open beverage bottles these days? Pretty soon we won't need bottle openers—like the ones we have carried on picnics for years or lose in the back of a utensil drawer. (The Glass Containers Manufacturers Institute even thinks they may become museum pieces!) If you haven't noticed the variety of easy-opening tops, there is a twist crown, a screw cap, a tear-off lid, and a flip cap.

Did you know that Trader Vic's restaurants make a linen spray for hot napkins to use at home? You know, the kind Chinese restaurants offer you after the appetizer course, or the ones stewardesses distribute before dinner on airplanes. We like the idea of using them at home because we are serving more finger foods for predinner get togethers. The spray is called Trader Vic's Spray Cologne For Linens. Sells for about $3.



We like Frigidaire's idea of providing special Consumer Information hangtags for dealer use with all their 1968 products on sales floors. The tags include product capacities, weights, measures, dimensions, and explain every feature included on the product. We like it because you can ferret out facts for yourself if you can't find a salesman—or if indeed he can't answer your questions, as often he can't.

Would you believe that tiny scratches on glass-topped furniture could be smoothed down with toothpaste? Just rub it on with your hands or a soft, clean cloth then polish smooth with another clean cloth.

Even a nonsewer can now turn up hems easily by using a new seam binding that adheres to fabric when applied with a hot iron. This self-adhesive binding, which comes in many colors and requires no stitching, can be washed—is guaranteed colorfast and nonshrink. The only precaution is the label advice to let it "rest" for 12 hours before being laundered the first time. It's made by William E. Wright and Sons in West Warren, Massachusetts.

Dined at Associate Equipment Editor Barbara Karr's home recently and husband Mike suggested she serve one of his favorite entrées as hors d'oeuvres: Stuffed Cabbage Rolls and they were absolutely great. The hidden secret: pickling spice. We asked her for the recipe to pass along to you (she got it from her mother). Do try it.

Core one large head of cabbage and steam in a large kettle with a small amount of water until leaves are softened. Separate leaves and trim thick center veins.



Mix together one pound ground beef, ½ cup cooked rice, and about ½ cup of the juice from a 1 pound-13 ounce can of tomatoes. Season with salt and pepper.

Put tomatoes and the rest of the juice into a large Dutch oven. Add 1 teaspoon salt, ¼ teaspoon pepper, and 2 to 3 tablespoons brown sugar. Tie 1 heaping tablespoon mixed pickling spice in a clean cloth and place in tomato mixture.

Put about ¼ cup meat mixture in center of each cabbage leaf and fold ends of leaf to make a package. Fasten stubborn ones with wooden picks. As you complete each roll, put it in the Dutch oven with the tomato mixture. Cover; bring to steaming, then turn to low heat and simmer for about 1 hour. Makes 4 to 6 servings. Tastes even better the second day so it's a good make-ahead recipe. When preparing for hors d'oeuvres use ½ leaf of cabbage and 1 to 2 tablespoons meat mixture. Keep warm while serving in an electric skillet or chafing dish, or even a sauce warmer will do.

Sometimes it's a very simple change of design that can make all the difference in an appliance. For instance, Sunbeam's new nontippable iron features no more than a broader handle base and thus making a very sturdy heel rest.

Here's a quick cookie dress-up: Cream ¼ cup butter or margarine. Blend in 2 cups sifted confectioners' sugar, gradually. Add dash of salt, 1 tablespoon hot milk, and ¼ teaspoon peppermint extract.

Spread two dozen 2¼-inch chocolate wafers with filling. Top each with second cookie. Melt 1 square unsweetened chocolate and 1 teaspoon butter or margarine. Blend in 1 cup sifted confectioners' sugar and 2 tablespoons boiling water. Beat smooth; spread over cookies.

New from Adams Corporation division of Beatrice Foods are cheese-flavored French-Fried Korn Kurls—a companion to familiar Baked Korn Kurls.

And from General Foods, Jell-O Cream Pie in three flavors—chocolate, imitation banana, and coconut. A package, with filling mix, nonbake crumb crust, and topping, costs about 54c.



If you've ever broken an egg on the floor you'll be glad to know about this trick. Cover it with salt, let set for 15 to 20 minutes, and you can wipe it up in an easy jiffy with a paper towel.

Virginia T. Habetler

Presto's dunkable coffeemaker.

©N.P.I.I. 1968

Completely submersible stainless steel, extra wide spout for easier cleaning, better coffee.

Because a clean pot is so important to good coffee we made our stainless steel coffeemaker completely washable. You can dunk it right into your sink — even your dishwasher! And the extra wide spout is easy to clean, can't trap stale coffee oils. That's why you'll get delicious coffee, cup after cup. The Presto Automatic Coffeemaker . . . you'll like it better everytime you wash it.

There's more cooking at Presto than pressure cookers. Coffeemakers, Fry Pans, Griddles, Electric Knives, Blender, Can Opener/Knife-Sharpener, Toaster-Broilers, Portable Oven, Portable Ranges, Hot Servers, Corn Popper, Portable Mixer, Deep Fryers, Toasters, Spray-Steam Irons, Steam-Dry Irons, Cordless Toothbrushes, Hair Dryers, Portable Manicure, Electric Hair Brush/Massager, Facial Freshener, Portable Heaters, Humidifiers, Electric Shoe Polishers. National Presto Industries, Inc., Eau Claire, Wis. 54701.



She measures 18-22-17-29-38.

When she sleeps, her statistics are in pounds. Her head weighs 18 pounds. It needs 18 pounds of support. Her shoulders 22, her arms only 17.

Her mattress either supports her the way she's built or treats her like a lump. Most all mattresses go the lump route. They're made with all their coils wired together. So they all sag together. The support each part of your body needs is compromised into one spot. The result is your whole body sleeps in a hollow.

There is a mattress that treats you like a human being. The Beautyrest.® Made only by Simmons.

In our illustration, we've uncovered the coils of a Beautyrest to show they aren't wired together.

Each coil is in its own pocket. Each is free to work individually. To give individual support to each part of your body. Arm support to arms. Head support to head. Leg support to legs. No matter how you turn or move, every part of your body gets the individual support it needs.

Two bodies also get the same individual support. And without disturbing each other's sleep. They aren't affected by each other's weight or movement. There's no rolling together.

You can't get more comfort than that.

Try sleeping on a mattress that treats you like a human being.

Try a Beautyrest. Regular, Queen or King size. Give every part of your body a good night's sleep.

Be our guest on Beautyrest for 45 nights. If 45 nights don't convince you it's all we say, we'll take it back and your money will be refunded. Limited time offer, only at participating stores.

Beautyrest by Simmons

For a free booklet "How to Buy a Mattress," write Simmons, Merchandise Mart, Chicago, Illinois 60654. Copyright 1968, Simmons Co. Suggested prices start at $79.50, except in Fair Trade states.

By ANN McLAUGHLIN

SHOP YOUR AMERICAN HOME MARKET PLACE

Order merchandise from the Market Place by sending your check or money order to the company mentioned. Unless otherwise stated, postage is included in the price. Anything not personalized may be returned within seven days for a full refund.

FISHERMAN'S AID. Give him Lunette radar glasses imported from France and he will fill his creel with plump beauties that lurk in hidden spots in fresh or salt water. These plastic-shaded lenses come in standard or clip-on style and will help your Izaak Walton to see 12 feet below water. $7.95. $15 for two pair. Alexander, AH4, 125 Marbledale, Tuckahoe, N.Y. 10707.



FOR THE HOUSE PROUD, an elegant nameplate makes a thoughtful gift. This one is tarnishproof. Made of black-anodized aluminum, it has a gold-tone panel on which any name up to 18 characters is engraved. You don't have to fuss with tools to install it. Just press it against any surface and it stays in place. $3.23. The Fair, Dept. 14-DE, Box 4985, Chicago, Ill. 60680.



WIDE-EYED and winsome puppies, reproduced on heavy paper from the originals of Gig (the famous animal painter) make an engaging wall decoration for the family room. We show two of a set of four prints. Each is 10x14". Hung in any fashion the set is most appealing. 4 prints for $1.25; 8 prints, $2. Colonial Studios, DG-34, 20 Bank St., White Plains, N.Y. 10606.

DEER ARE NO PROBLEM? Then, by all means, put this sign near your driveway to be in the swing with other conservationists. Warning sign is made of cast aluminum finished in black and marked with bright yellow. It is 5¾" wide and has a long stake that is easy to insert into the ground. $2. Order from Miles Kimball, AH4, 126 Bond St., Oshkosh, Wisc. 54901.



TABLE TREASURE, a white marble statuette of Aphrodite. Imported from Greece, it is an excellent reproduction made with marble recently quarried from an ancient mine. The goddess of love and beauty is pleasingly graceful and will highlight a shelf or table arrangement. 10" high. $3.95 plus 75c postage. Bon-A-Fide, AH4, One Park Ave., New York, N.Y. 10016.

ALABASTER EGGS can be glamorously spotted. Nature marks the marble with op designs that look like leopard, tiger, or zebra. Each is $5. Others in pastels are $2.50 each. No two are exactly alike but this is not important for an arrangement. Gold-plated metal stand is $2.50. Order from Talbert, Dept. AH4, 17 East 53rd Street, New York, N.Y. 10022.

PROTECTED SEED FEEDER for the birds in your garden. Giant sunflower shield tops see-through hopper that holds 2 pounds of seed. Round trough helps keep seed from being wasted. Made of polystyrene, feeder is 6" high, 9" in diameter, and is attached to a 6-foot metal pole. $2.98 plus 35c. Foster House, 404-7567-1, Peoria, Ill. 61601.

SHE LOVES IT because the elegant daisy hook adds hanging space anywhere. Handmade of iron, it is finished in bright yellow and spanking white. A set of two or more makes a wonderful gift for the bath or powder room. Several sets are a must for the guest closet. Imported from Italy. $3.98 for two hooks plus 60c postage. Downs & Co., 3604, Evanston, Ill. 60204.



CORDLESS ELECTRIC SHEARS are a boon to everyone. Precision steel blades will cut heavy cloth or thin paper in straight or curved lines. 7½" long, the scissors fits the hand in a neat way and derives its power from four A-size batteries in the handle. $4.95 plus 50c postage without batteries. Homestead, AHZ-510, 477 Madison Ave., New York, N.Y. 10017.

HEAD START for the spring garden begins in this three-square-foot greenhouse with electric cable that keeps soil at 70° F. Planting box has three flexible supports to hold the clear see-through vinyl cover. Use this electric accessory to start seeds, root cuttings and summer-flowering bulbs. $10.95. Walter Drake, Dept. AH38, Colorado Springs, Colo. 80901.

Otto Maya

TALL or BIG MEN

FAMOUS BRANDS GO KING-SIZE

ARROW SHIRTS—McGREGOR JACKETS
MANHATTAN SHIRTS—CORFAM SHOES

We specialize in large sizes only. Famous ARROW, McGREGOR and MANHATTAN No-Iron Sport and Dress Shirts; Jackets, Sweaters; bodies 4" longer, sleeves to 38". Slacks with longer inseams, higher rise. 80 SHOE STYLES 10-16; Widths AAA-EEE
Write for FREE 88 Page Color Catalog.

Gentlemen:
Please rush your new 88 page Full-Color KING-SIZE Catalog of Apparel and Footwear for Tall and Big Men exclusively.

Name _____
Address _____
City _____ State _____ Zip ____

The KING-SIZE Co 2628 KING-SIZE BLDG BROCKTON, MASS.

A LOVING HEART



Remember her on Mother's Day with a heart-shaped pin engraved with the name of her child or children. It is 1¼" high, made of silver or 24k gold plate. This is an excellent gift, too, for a grandmother—it will take up to six names. Please add 50c for each name. Pin is $2.50. Money back if not delighted. Mail to

ELGIN ENGRAVING CO.,
614-B South St., Dundee, Illinois 60118

SECRETS of Teaching Yourself MUSIC

revealed in your own home this money-saving way



YES! Teach yourself Piano, Guitar, Accordion, Violin, ANY instrument—even if you don't know a single note now! No special "talent," no previous training needed. Famous low-cost U.S. School of Music Course, with step-by-step pictured lessons, makes it simple as A-B-C. Everything is in print and pictures. First you are told what to do. Then a picture shows you how. You'll be amazed at how easy it is! You start by playing actual *pieces*. Sooner than you may imagine you'll amaze friends by playing your favorite music—hymns, pops, classical, jazz, country music, dance tunes, etc. Over 1,250,000 students all over the world.

Stop Cheating Yourself of These Joys

Popularity. New friends. Gay parties. Musical career. Extra money. Banish worries, frustrations. Satisfy self-expression, creative urge. Gain self-confidence.

Write today for 36-page illustrated FREE book. U.S. SCHOOL OF MUSIC, STUDIO 1794, Port Washington, New York 11050. (Est. 1898. Approved by N. Y. State Education Dept.)

Now You Can Learn Music In Your Own Home
FREE BOOK

Print Name.....
Address.....
City & State..... Zip Code.....

TROUSER RACK

Handsome new space-saver, trim and tidy, rolls in and out of closets . . . rolls anywhere on free wheeling casters. Spiraled rods let you slip garments on or off with ease—will hold all trousers or slacks, neatly and securely. Beautifully crafted of select knotty pine, in mellow honey tone pine or maple, antique pine or walnut finish. 27"H. 18"W. 13"D. **$14.50** Ppd. **COMPLETE KIT:** Ready for quick assembly and finish. Step-by-step instructions. Only **$9.25** Ppd. Add 50c West of Miss.

FINISHED OR IN KIT

BEAUTIFUL NEW FREE CATALOG — 700 PIECES
Finished and Kit Furniture in Friendly Pine

Include Zip No. Money-Back Guarantee

YIELD HOUSE
Dept. A4-8
North Conway, N.H. 03860

ROOSTER Chair Pads

Hand-hooked of nubby wool and cotton blend, with rooster and border on a neutral background. 15" diam. Colonial. **$1.59 Ea., 4/$5.98+35c Shipping Charge**
Black #4489 Brown #4490 Green #4491 Red #4492

Write For FREE Gift Catalog

Foster House
Dept. 404 Peoria, Ill. 61601
Please Include Your Zip Code

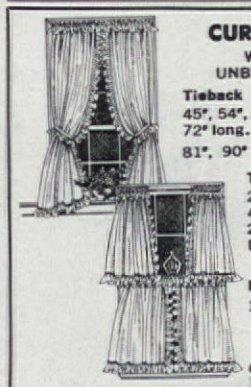

CURTAIN CHARM
WITH RUFFLED UNBLEACHED MUSLIN

Tieback
45", 54", 63"
72" long.....4.50 pr.
81", 90" long.....5.00 pr.

Tier
20", 25", 30", 36"
40" long.....3.00 pr.
2 pairs to window . 6.00
Both types 70" wide per pair

Matching Valance
11" x 70".....1.50 ea.

Add 50c to each order for handling and mailing

Order these UNBLEACHED MUSLIN curtains with all the original New England simplicity, warmth and handmade look for every room in the house. Practical, long-wearing, these off-white muslin curtains will retain their crisp appearance with a minimum of care.

Satisfaction guaranteed. Send check or money order. No COD's please. Write for illustrated brochure showing other curtains, dust ruffles and pillow shams in bleached and unbleached muslin as well as burlap, floral prints, calico ruffles, organdy, Osnaburg, and bedspread fringe.

COUNTRY CURTAINS STOCKBRIDGE Mass. 01262. Dept. 71

500 RETURN ADDRESS LABELS



50¢
USE YOUR "ZIP" CODE
RICH GOLD TRIM
FREE PLASTIC BOX

Quick and handy way to put your name and return address on letters, checks, books, records, etc. ANY name, address and Zip code up to 4 lines, beautifully printed in black on white gummed labels with rich gold trim. About 2" long. Free plastic box for purse or desk. Set of 500 labels just 50¢ postpaid. Shipped within 48 hrs. Money back if not pleased. Don't know the Zip code? Add 10¢ per set and we will look it up. **Send for free catalog.**

Walter Drake 3044 Drake Building Colorado Springs, Colo. 80901

FOR JIGSAW BUFFS. This three dimensional puzzle is more fascinating than the commonplace flat one. Puzzle comes in twelve different subjects and each is extremely colorful. Horse and hounds shown is 12x16" and contains 250 pieces. You won't finish this in a day. Wonderful for the stay-in-bed. $5.95. From Taylor Gifts, AH4, 211 Conestoga Road, Wayne, Pa. 19087.

IT'S AN ASHTRAY! You could use this as a mortar and pestle if you like to grind your own spices but it will look attractive on a coffee table as an ashtray. An import from the Orient, it is made of a hardwood, hand-carved by native craftsmen. Bowl is 3½" high, pestle is 4" long. $3.50 complete. Order from World Company, Dept. AH4, Westport, Conn. 06880.

COMFORT PLUS. For the reader who likes to keep up with the news, this is the end table to stand by his easy chair. It holds more than 100 magazines or newspapers. The four-shelf table is handsome and top will accommodate a reading lamp. Pine finished in honey-tone or maple. $19.95. Kit form, $14.50. Exp. coll. Yield House, AH4, North Conway, N.H. 03860.



ALL-WEATHER JACKET. For the man of generous proportions this no-iron Decton zipover by Arrow will give good service through spring and summer. Showerproof, it has elastic-finished bottom, adjustable collar, deep pockets, and comes in navy or gray. Sizes: 40 through 54. Sleeve lengths 33 to 38. $15.95. King-Size Co., AH4, 2228 Forest, Brockton, Mass. 02402.

SILVER-PLATED TRIVET. You will want several of these to use for hot casseroles and platters, and for showing off your glossy houseplants. An import from Italy, it is 7½" in diameter, has a lacelike pattern, a gracefully scrolled edge, and no-mar knob feet. Engraved with one initial, it is $3.98. Without initial, $2.98 plus 35c. Foster House, Dept. 404, Peoria, Ill. 61601.

PERFECT PROPORTION. In keeping with the current trends, this versatile chest is low and can be used as a storage end table or a handsome file cabinet. In mellow pine with a satin finish, it is $29.95. Unfinished, $27.95. Either way it has brass pulls, nylon glides, and measures 16½x22". Exp. coll. Order from Jeff Elliot, Dept. AH4, Statesville, N.C. 28677.

WHITE STALLION IN THE MOONLIGHT — Lumen Winter

GIGANTIC ART MURAL OFFER!

MAGNIFICENT ORIGINAL OIL PAINTING REPRODUCED IN FULL COLOR AS GIANT DECORATOR MURAL

BRINGS DRAMATIC NEW BEAUTY TO YOUR HOME

Giant panoramic murals are the latest decorator rage, bringing new drama and beauty to your home. This incredibly magnificent painting of the white stallion standing majestically in the luminous moonlight creates a feeling of depth and sweep that is breath-taking. More than a huge six square feet in overall size, this superb mural brings to your home the ideal proportions of the new "picture window" panoramas that are sweeping the country!

Unfortunately, it is simply impossible to show the full breadth of color and drama in this great mural from the small black and white picture here. Only when you actually see it can you fully appreciate its excitement and beauty.

OFFER WILL NOT BE REPEATED THIS SEASON

We urge you to order your giant mural now while the supply lasts. This superb, full color print is a sweeping 40" x 24", and we will send it to you for just $3.00 postpaid on full money back guarantee if you are not absolutely delighted with the new "window of beauty" it brings to your home. But hurry, order now. This offer will not be repeated this season.

COLONIAL STUDIOS, DEPT. HM — 64
20 Bank Street
White Plains, New York 10606

Please send me the Giant Mural, White Stallion, 40" x 24" in full color for just $3.00 postpaid (frame not included) on full money back guarantee if I am not delighted.

Enclosed is $_____ (PRINT CLEARLY)

Name_____

Address_____

City_____ State_____ Zip_____

☐ **SAVE! SPECIAL OFFER:** Order two giant murals for just $5 on same money back guarantee. Extra prints make perfect gifts.

The Island Hopper's Helpers.

Aloha, Hawaii is a must for everyone planning a visit to our 50th State. Famed travel author, Horace Sutton, tells about Hawaii's people, places, prices, history, and lore. Send $1.00 today. You'll also receive United Air Lines' "Discover Hawaii" brochure. It's packed with money-saving tours and tips.

Mail check or money order to:
"HAWAII" P. O. Box 509 (AH-4), Des Moines, Iowa 50302
Enclose $1.00 for each book ordered ($1.95 value).
Please send me_____copy(s) of United's *Aloha, Hawaii.*

Name_____

Address_____

City_____ State_____ Zip Code_____

World's first low-cost

FLAME GUN KILLS WEEDS FAST

From the land of pretty gardens comes this jet-rod Flame Gun that kills weeds in summer, melts ice in winter. No cumbersome cords, no expensive batteries, no costly fuel! Easy, clean, one-hand operation does the job fast from comfortable standing position. Sterilizes ground, gets rid of insect nests, keeps flagstones and cement walks clear, trims borders! Less than 2 pints of kerosene gives 30 minutes continuous use. Completely safe; weighs under 5 lbs.; full instructions included. Order today. This season do your weeding without bending. $29.98 ppd.

Prompt shipment. **Satisfaction guaranteed.** Send check or money order. **Write for FREE color catalog of unique gifts.**

HOBI INC DEPT. A48 LAKE SUCCESS, N.Y. 11040

LEARN UPHOLSTERY! AT HOME

SEND FOR FREE ILLUSTRATED BOOK

. . . on home study course for upholstering sofas, chairs, footstools, built-ins. New methods, all styles including fabulous new Naugahydes (above). Free special upholsterer's tools. Fine spare time income, high-paying job opportunities all over. Earn while you learn in spare time. Fascinating. Write for free book, free sample lesson. **APPROVED FOR VETERANS.**

Modern Upholstery Institute
Box 899-AOP Orange, Calif. 92669

90% OF MARTIN HOUSES SOLD ARE TRIO

A Purple Martin—"America's Most Wanted Bird"—Can Eat 2,000 Mosquitoes Each Day! Makes Summer Outdoor Living Enjoyable!

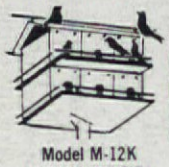

Model M-12K
U. S. Pat. RE25878

NO STARLING MENACE
Trio-Musselman®, "World's Most Popular" All-Aluminum House. Proved Successful In The Purple Martin Capital **For Attracting Martins,** Repelling Pest Birds!

FREE BOOKLETS, Popular excerpt from famous book, "What You Should Know About The Purple Martin" by J. L. Wade, nation's foremost martin authority & "Controlling Pest Birds". **FACT-FILLED!** Write for and read. Avoid creating a starling menace! No's 36A & 38C.

Model M-12K—12 comp. house . . . . . **just $24.95**
plus $1 shipping

Features: •Unlike wood, cooler, healthier for martins! •Easiest to install, raise, lower and clean! •Lifetime aluminum: Green and white baked enamel—no maintenance! •Guard rails keep babies from falling! •Perches help attract martins!

Model MPQ "Kwik-Adjust" GALV. STEEL POST. Telescopes from 14' to 5'. **NO TOOLS!** Lever locks, releases sections . . . . . **just $16.95**
plus $1 shipping

Refund if not pleased and items returned in 10 days. Check or M.O.; no c.o.d. (Ill. res. add 4%)

Guaranteed Products Co., Dept. 607, Purple Martin Capital Bldg., Griggsville, Ill. 62340

FRANKLIN STOVES
"Made from the original patterns"

Inexpensive to operate and comfortable to use. These stoves lend enchantment to interiors, old and new. Provides more heat and all the cheer of an open fireplace. Charcoal broiling-cooking convenience. Supplied in stove black finish and gleaming porcelain enamel. Also manufacturers of cast iron, modern and old ranges, stoves and furnaces. Send for information. Write Dept. "AH."

PORTLAND STOVE FOUNDRY Co., Portland, Maine 04104

LUXURIOUS

DANI-SHOWER

the famous Danish "Telephone Shower"

Modern and smart, the new luxurious Dani-Shower is shaped like a telephone. A four foot chrome plated, rubber lined flexible hose permits all-over showering or use as a fixed shower. Shower head and wall attachment are 100% nylon. Wall bracket adjusts to 4 positions. An invaluable convenience for shampoos, bathing infants, washing pets, etc. Installs in minutes, no tools needed. **Also available: Model C,** Same as above only in White of miracle Celcon, 5 ft. hose $11.95 plus 55¢ pp. **Accessory available:** Water control valve (saves water while soaping up and regulates water stream), chrome plated, $2.75.

$9.95 plus 55¢ pp. **with 5-ft. cord $1 extra**

Send check or M.O. No C.O.D.'s. Satisfaction Guar.

J. W. HOLST, Dept. A468, 106 Emery St., East Tawas, Mich. 48730

CHOOSE A MURAL to decorate the wall of the family room. An appropriate one is a seascape that shows the magnificence of turbulent waters. Set of four prints (each 13x31") will decorate a large area. Choose from the work of four famous artists: Shumaker, Wood, Westal, or Myer. $3 the set of 4 prints. From World Art Group, AH4, Westport, Conn. 06880.

NIGHT-LIGHT plugs into any wall socket. Fashioned to resemble an old-fashioned lantern, it has an off-and-on switch. It provides the right amount of light to help you check on sleeping youngsters without disturbing them. 4½x2¼", it is made of black plastic with white panes. $1.25. From Crescent House, ANL, 135 Central Park Rd., Plainview, N.Y. 11803.

A LUCKY PUTT is not guaranteed with this four-leaf clover, but the general belief is that it is the stymie to use for a perfect putt whenever you're on the green. Handsomely marked with three initials, it is the size of a nickel. $1.25 in silver; $2 in 24K gold-plate. A good Father's Day gift. Order from Elgin Engraving, Dept. AH4, 614 South Street, Dundee, Ill. 60118.

3 GOLD PLATED ANTIQUE KEYS . . $1.98
Our Keys of the Kingdom make interesting wall decorations. Use all 3 in groupings or alone. Sculptured solid metal keys are cast from antique molds. Each has all the authentic details of the originals. 5" high Keys are beautifully plated in gold and antiqued by hand. Use them as a paper weight, too. Hang one near your front door as a reminder to lock up. Great hostess gift. $1.98 for the set of 3 postpaid.

LILLIAN VERNON, Dept. AHA8 560 S. Third Ave. Mt. Vernon, N. Y. 10550

The Dynamic Double Knit

This brilliant California sensation looks like a turtleneck sweater under the smarter of sport shirt. But — it's a one piece garment of a wonderful feeling fabric bonded Nylon Tricot with a Durene front panel knitted in a mock turtleneck. New . . . flattering, everyone will ad where you got it. $192 Black, $193 Gol $267 Blue, $268 Gree $269 Whit Sizes: S,M,L,X $10.95 each postpai or $2. deposit C.O.D., you pay postag 2 for $20. Satisfaction guarantee

See our dramatic apparel & imported footwear.

Eleganza WRITE FOR FREE CATALOG

18 Monument St., Brockton, Mass. 02403

USE THOSE BABY FOOD JARS

Handy Dandys are sturdy, plastic caps that snap into pegboard and hold quarter twist baby food jars. Ideal storing all kinds of small parts and things. Keep yo workshop neat. 10 for $1.00; 36 for $3.00; 72 for $5.0 500 for $32.50. Handy Dandys only. No jars. Shippi paid anywhere USA. Send payment with order—no C.O

WICKLIFFE INDUSTRIES, INC.
P.O. Box 286, Dept. AH-4, Wickliffe, Ohio 44092

NEW EXTERIOR FINISH PROVIDES

ARMOR-LIKE SHEATH

YET APPLIES EASILY LIKE PAINT!
HAS LIFE EXPECTANCY OF 20 YEARS

Flex-Cote's Super-Acrylic is the ultimate outdoor coating. So good, so durable, has life expectancy of 20 years. Why buy expensive aluminum siding? Save hundreds of dollars. Use Flex-Cote's ultra-protective Super-Acrylic. Send for FREE brochure and color chart TODAY!

FLEX-COTE CHEMICAL CORP. Dept. AH-4 331 West Merrick Rd Valley Stream, N.Y. 115



ATTRACT FAMILY ATTENTION with this solid, hand-cast brass bell from India. Fitted with a slim hardwood handle, it has a sweet musical tone. Use it to call the family to meals, or put it on the bedside table when anyone in the family has to lie low with flu or fever. 6" high. $1 plus 35c postage. Bon-A-Fide, Dept. AH4, One Park Ave., New York, N.Y. 10016.

FREEWHEELER every hostess will use for daily living or for party giving. The solid maple cart is beautifully finished, has two large rubber-tired wheels, and two small ones. Two shelves and a drawer add generous space. 28" high. With leaves open it is 30x37". Closed, 30x18". $53.95. Exp. coll. Meadowbrook Industries, AH4, 2095 Bellmore Ave., Bellmore, N.Y. 11710.



GO CARNABY STREET or Victorian with Paisley prints imported from India. Colorfast and washable, each throw can be used as a bedspread, as a wall hanging, or cut to pattern, as a dress. No two are alike because these are hand blocked on handwoven cotton. $4.25 for a 72x108" throw. Order from Helen Gallagher, Dept. 404-1033-0, Peoria, Ill. 61601.

*$50 REWARD FOR ANY TYPE SPIDER, BUG, INSECT THAT BUGMASTER ELECTRIC UNIT FAILS TO KILL

● No Spraying or Stains ● Patented ● No Messy Powder
● UL Approved ● Fully Automatic — Just Plug In.

Science has perfected an electro-chemical device to completely and permanently rid your apartment, home, office or plant of possible disease carrying, annoying, disgusting bugs, spiders and insects. That device is BUGMASTER. Quickly and efficiently kill flying and crawling bugs all at once . . . flies, moths, ants, roaches, silverfish, spiders, crickets, fleas, bedbugs, etc. Plugs into any electrical outlet, uses no more electricity than an electric clock. Bugs need not come into contact with the unit. Bugmaster will even kill bedbugs imbedded in mattresses or fleas in carpets or furniture. Will even destroy those under furniture or behind pictures on walls where spray cannot reach.

Dual Purpose Model H

6,000 cu. ft. capacity. Protects up to 5 rooms

It need not be moved since its effectiveness spreads without odor, visible vapor or any other betrayal of its presence. Only attention required is to refill with crystals about once each month. With supply of crystals. $9.95

Extra crystals for Model H 75c

Plus 75c pp. & hd.

Heavy Duty Model G

BIG AND POWERFUL with 12,000 cu. ft. capacity

Guaranteed to effectively cover an area of up to 12,000 cu. ft. . . . . or approximately 10 rooms or an entire house $15.95

With Supply Of Crystals
Extra crystals for Model G $1.50

Plus $1.00 pp. & hd.

GET RID OF BUGS INDOORS
The Industrial, Professional way... with the true high quality INSTITUTIONAL Model Bug Killer. This is the industry standard.

*$50 Reward for any Type Bug, Spider or Insect that Bugmaster Units Fail to Kill
Live specimen must be delivered or arrive at factory in good condition. Tests made on other than factory property with judge committee composed of one minister, one bank president and one doctor to render and sign decision which is final.

CUT ANY MATERIAL with Naval Super-HACK Blades



Rip thru hardest metal (a file) in less than 2 minutes. Cut even curves or notches in materials formerly considered unsawable . . . like glass, glazed tile, bricks, tool steel, marble. Very little effort. This famous cousin of the diamond, furnace-born tungsten carbide, now joins the rod saw blade. Fits any hacksaw. Only $2.79 for one blade, 3 for $6.20, 6 at $2.00 each (total $12) ppd.

MEREDITH, Dept. AH-4, 310 West 9th St., KANSAS CITY, MO. 64105

MEREDITH, Dept. AH-4
310 West 9th St., Kansas City, Mo. 64105

Ship Bugmasters as below:
☐ Model H ☐ Model G
☐ Xtra H Crystals ☐ Extra G Crystals

When ordering re-fill crystals alone please add 45¢ p&h.

Ship Super-Hack ☐ 1 ☐ 3 ☐ 6
☐ Catalog (no charge)

Name.....
Address.....
City.....
State..... Zip.....



OUTDOOR GARDEN POOL $3.98

Beautify your garden with this exciting, one-piece sunken garden pool for sparkling goldfish and delicate water lilies. Molded of one water tight piece of aqua colored Polypropolen. Needs no plumbing. This easily installed, lightweight portable pool is sensational when surrounded by flowers, shrubs or garden plants. Use singly or in groups for aquatic display. Artistically kidney shaped, ideal garden size (3'5" x 2'3" x 8" deep at ground level), has recessed water lily pot to hold 1 to 3 bulbs. $3.98 complete or 2 for $7.65. Water Lily Bulb (Nymphaea Odorata) free with each pool. If C.O.D. postage extra. Cash orders add 50c shipped ppd. Be satisfied on inspection or return in 10 days for purchase price refund. From:

MICHIGAN BULB CO.
Dept. BP-1402 Grand Rapids Michigan 49502



ANTIQUE TELEPHONE

Completely reconditioned, from the good old days of the roaring twenties. (Circa 1928) Ready for use with a standard cord and 4 prong plug. Available in red, green, white, yellow, blue, beige, pink, gold and black. Just plug it in and its ready to dial. Only $19.95 (add $1.00 shipping chge.) Send for brochure on complete line of phones.

GrandCom, Inc., Dept. AH-4
1152 Sixth Avenue, New York 10036

PORCELAIN LIMOGE PLAQUES $3.98 ea.

Romantic 17th century scenes handpainted on porcelain, mounted on green velvet and encircled with a rose garnished frame of antiqued golden metal. About 4¾" hi with rings for hanging. Group above mantel, buffet. Order #2919
$3.98 each; 4 for $14.98 — 35¢ shipping.

Foster House
Dept. 404, Peoria, Illinois 61601
Please Include Your Zip Code

Write For FREE Gift Catalog

MOTHER'S DAY SPECIAL
Baby's First Shoes
Bronze-Plated in Solid Metal
only $3.99 a Pair

Limited time only! Baby's precious shoes gorgeously bronze-plated in SOLID METAL for only $3.99 a pair. Don't confuse this offer of genuine life-time BRONZE-PLATING with painted imitations. 100% Money-Back Guarantee. Also all-metal Portrait Stands (shown above), ashtrays, bookends, TV Lamps at great savings. Perfect Gift for Dad or Grandparents. SEND NO MONEY! Rush the coupon with your name and address today for full details, money-saving certificate and handy mailing sack. Mail the coupon today.

COMMENDED by PARENTS' MAGAZINE

AMERICAN BRONZING CO.
Box 6533-H, Bexley, Ohio 43209

American Bronzing Co.
Box 6533-H, Bexley, Ohio 43209

FREE and without obligation—rush complete details of your genuine bronzing of baby shoes, money-saving certificate, and handy mailing sack.

NAME_____
ADDRESS_____
CITY_____ STATE_____ ZIP_____

Solid Mahogany: $15.95 VICTORIAN TABLE

New way to save on the finest quality furniture. Shipped FOB factory, direct to your home. All carvings are done by hand: Italian marble tops. Large choice of sofas, chairs, tables, lamps, clocks, bedrooms. Superb workmanship, at modest prices.

Send 50c for America's largest Victorian furniture & accessory Catalog Fabric samples FREE. You'll love it!

MAGNOLIA HALL (Dept. A-48)
726 Andover/Atlanta, Ga. 30327

14" Marble-top table in solid mahogany $15.95

ELEGANCE YOU CAN AFFORD

Send 25¢ for illustrated 58 page catalogue. Chandeliers, sconces and candelabra of imported crystal. Wrought iron and early American brass. Designer originals at factory prices. $42.50 to $1150.00. Shipped prepaid, insured, in U. S. A. Satisfaction guaranteed. Elegant designs for over a quarter of a century.

KING'S CHANDELIER CO.
Dept. A-84, Leaksville, North Carolina 27288

Crystal Splendor Sconces

All new floral candleholders are embellished with 3½" genuine crystal prisms from Europe. These elegant metal sconces are hand decorated in antique white & gold or antique black & gold, have fine detail in each leaf and blossom. Superb for living room, dining room, hall or bedroom. Each piece 17" tall x 11" wide. Candles not incl.

$9.98 PAIR

Plus 75¢ postage

MONEY BACK IF NOT DELIGHTED

HARRIET CARTER Dept. A468, Plymouth Meeting, Pa. 19462

Accent Americana

Add a distinctive touch to any room in your home with these decorator pillows. Colorful cotton zip-off covers with Colonial screen prints are cord-welted for strength and Kapok filled. Choose from Colonial flag on Red (14" sq.); Eagle on Gold (13 x 16"); Paul Revere on Brown 14" sq.); Rifle on Green (8 x 19"). State design.

4847..... Accent Pillows..... each $2.99
Any 2 for only 5.69

Add 25¢ for handling and postage.

GRACIOUS LIVING
D-1404 BERKELEY, R. I. 02864

Currier & Ives Woodprints

(READY FOR HANGING)

The famous Four Seasons in hand-crafted woodblocks

Winter

Summer

Spring

Autumn

Each **full color** reproduction laminated into a sturdy woodblock **three quarters of an inch thick.** Stained, varnished and antiqued by hand, these **9 by 12 inch** woodprints are beautiful hung singly or as a group in den, study, kitchen, living room, bedroom. Specify Seasons desired. Full set saves you 18% on unit price.

One season...$5.95 Three seasons..$15.50
Two seasons..$10.95 Four seasons...$19.50

Guaranteed money back if not delighted.
Send check, cash or money order to:

WOODPRINT HOUSE, Box 85 E. Old Greenwich, Conn. 06870

CURTAIN CHARM with Bedspread Fringe

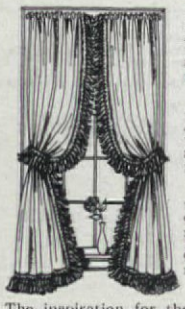

UNBLEACHED MUSLIN
80" wide per pair
45", 54", 63", 72" long
81", 90" long
plus 4" fringe — 10.00 pr / 12.00 pr

BLEACHED MUSLIN
74" wide per pair
45", 54", 63", 72" long
81", 90" long
plus 4" fringe — 12.00 pr / 14.00 pr

MATCHING VALANCE
Unbleached muslin
9" long plus 4" fringe x 84" wide — 3.00
Bleached muslin
9" long plus 4" fringe x 84" wide — 4.00

The inspiration for these curtains came from a Colonial museum in Vermont. They have that wonderful rare feeling of pre-revolutionary New England. They look attractive with antiques, reproductions, and Empire period furniture. In washable bleached and unbleached muslin with a matching knotted 4" fringe. Write for brochure showing full line of Country Curtains in many sizes and fabrics. Add .50 to each order for handling and mailing.

COUNTRY CURTAINS STOCKBRIDGE MASS. 01262, Dept. 77

CLOTHES HAMPER TABLE

FINISHED OR UNFINISHED

It's hard to believe this beautiful cabinet is also a practical clothes hamper. Sorts laundry for you—top drawer holds lingerie and other hand washing; big tilt-front bin holds family wash. Both have no-snag wood basket interiors for proper venting. Both instantly removable for easy emptying. Doubles as lovely bath table too—top holds toiletries and such—drawer holds soaps, etc. Crafted of knotty pine in satin-smooth honey tone or maple, antique pine or walnut finish. Handsomely louvered front, brass knobs. 30" H. 22" W. 11½" D. **$29.95.** Unfinished **$26.95.** Both Exp. Chgs. Col.

BEAUTIFUL NEW FREE CATALOG—700 PCS.
Finished and Kit Furniture in Friendly Pine

Include Zip No.
Not sold in stores
Money-Back Guarantee

YIELD HOUSE
Dept. A4-8
North Conway, N.H. 03860

CHIPPENDALE QUEEN ANNE

Pick a chair, or a pair! Two handsome wing chairs popular since earliest colonial times, beautifully reproduced with web base, hand tied coil springs, and finished in fruitwood or mahogany. W 30 D 33 H 43".

$119.95 each in our fabric. Custom covered in fabric you send (5½ yds. 54" per chair—allow for matching). $109.95 each. Shpg. chgs. coll. No C.O.D. Cushion available, full details in catalog.

Send 25c for catalog.

Dept. 557, Box 266, Concord, N. C. 28025

Ephraim Marsh

IMPORTED "LEOPARD" ROBE

A fake it is, but you'll be amazed how like the real thing! All-cotton robe is printed on both sides, a conversation piece for car or boat, for den, dorm or couch. Our own import from Western Germany! Hand washable; about 51 x 61".

No. 4706, $5.98 each; 2 for $11.85 ppd.

Write for FREE catalog of unusual items.
Please, your zip code is required.

Downs DEPT. 3604-A EVANSTON, ILL. 60204

Flower Shoes

Our hand-crafted fine leather shoes have everlastingly pretty leather flowers on the toes, hard leather soles, half-inch heels, and bright striped linings. Perfect for gay spring shifts. Yellow, shamrock, white, morning glory blue, or azalea pink. Sizes 5½-9½, narrow and medium widths. $14.00 Postpaid. **Send for free catalog**

THE TALBOTS • DEPT. AA, HINGHAM, MASS. 02043

CLIPPER SHIPS

SET of FOUR $3.95 pp.

Full Color reproductions of Hugh Knollys' superb paintings of 4 great Clipper Ships: Cutty Sark, Red Jacket, Sovereign of the Seas, Flying Cloud — each shown under full sail in the ocean's blue-green water. Size of each 16 x 20" overall. Ideal for living room, study. Ship's History included. Set of 4 — $3.95 p.p.

New Fully Illustrated 112 page catalog shows more than 100 pictures and prints of SHIPS & SEA, ship models and unusual nautical items and gifts. Price 25¢. Send check or M.O. to

PRESTON'S
109-C Main St. Wharf, Greenport, Long Island, N.Y.
SATISFACTION OR MONEY REFUNDED

TAKE CARE of your record collection and treat it as decoration by keeping albums neatly stacked in a hardwood rack that holds 100 LPs. Finished in walnut, it has grooved wooden rods to keep a small or large collection from sliding. 17x15x8", it looks attractive next to your record player. $4.95 plus 45c. J. W. Holst, AH48, Emery St., East Tawas, Mich. 48730.

CENTER OF ATTENTION. Use a beam light to focus interest on your favorite sculpture or painting. Attach it to ceiling or wall, or stand it on the floor. It beams a 20-foot spot without casting reflections. 5" high, it is easy to adjust. $17.50. Lamp that beams 40-foot light is $38.50. Add $1 for postage. Meredith, AH4, 310 West 9th St., Kansas City, Mo. 64105.

THE BLUE MOOD of Picasso produced this excellent nude. Now beautifully copied on canvas by Lambert Studios, it is a study in shades of blue and gray blue, 16x 20". Hang as is or frame it in a simple or elaborate fashion. Any way it is handled, it's a delight. $5.95 plus 45c postage. Lambert Studios, AH4A, 336 Central Park West, New York, N.Y. 10025.

Send for your 1968 Carl Forslund catalog $1.00

FRESH OFF THE PRESS with 124 colorful pages showing our Quaint American® furniture that we make ourselves and only sold by Carl Forslund. Your one dollar is refundable on your first $10.00 order.

Carl Forslund
(Father and Three Sons)
Dept. AH, 122 East Fulton
Grand Rapids, Michigan 49502

TREASURE TOTE

Embroider webbing and sew strips together to make this unusual and beautiful tote bag. Kit includes natural jute webbing, wool yarn, needle, cotton lining, zipper for inside pocket, with complete and easy instructions for assembling. Colors: shaded browns, greens, oranges, blues, or pinks—specify color.

Kit TB-1: 9-½" x 14-½" x 3"
$7.95 ea. ppd.

Send check or M.O. Satisfaction Guaranteed. Sold in U.S. only. Texas residents add 2% sales tax.

PERKS' PACKAGES, AH48, 6322 Sloan St., Houston, Texas 77017

Solid wild cherry
Drop-leaf
ROPE LEG TABLE

Copy of ante-bellum masterpiece. 16 x 17" with leaves down; 16 x 35" with leaves up. Height 29". Finish chips on request. **$69.50**, shipping charges collect.

Send 25c for catalog of handcrafts. Visit our shop at #10 East Gate Center just off I-75 & I-24

CREATIVE CRAFTS
Department 703
Box 8277, Chattanooga, Tenn. 37411



"The Big 4" Spectacular Daylilies $1

Have gorgeous blooms May until frost with these indescribably beautiful yellow, red, pink and the popular melon colors; each different. All are sturdily rooted, guaranteed plants. Apr. to Sept. the time to plant for an abundance of color. "The Big 4" plus 88-page color catalog for only $1 ppd. in 48 States.

GILBERT H. WILD & SON, INC.
DEPT. AH-48 SARCOXIE, MO. 64862

"WE WILL NEVER COMPROMISE QUALITY FOR PRICE" Allen J. Wild

INSTANT WALLPAPER

No Cutting—No Glueing

Actually print the design of your choice directly on your walls using our BRAND NEW DECORATOR.

As easy to use as an ordinary paint-roller.

Have WASHABLE "WALLPAPER" in your bathroom or kitchen by using washable paint in the DECORATOR.

Wide variety of designs available at prices from only $2.48 to $2.98.

The high quality DECORATOR costs only $14.98.

SEND TODAY for FREE information and pattern selector.

THE WALDO COMPANY
351 Furr Drive,
San Antonio, Texas 78201

FREE FRAMED ENLARGEMENTS COLORED IN OILS

with each offer of your choice

$1 BUYS 25 + 25c post/hdg.

WALLET PHOTOS

2½x3½ on pro-ppr + FREE Colored & Framed 5x7

or 2—8x10 ENLARGEMENTS—Portrait ppr. (+ FREE 8x10 COLORED/FRAMED)
or 4—5x7 ENLARGEMENTS—Portrait ppr. (+ FREE 5x7 COLORED/FRAMED)

ORG. RETD.

Send any photo—snapshot-polaroid-negative with 1.25 ea. sel. TODAY. State color hair/eyes.

DISCOUNT PHOTO, Dept. A A, 835 BROADWAY, N.Y.C. 10003

WITH YOUR IMAGINATION you can make a closetful of toys for children or for the church bazaar. Follow instructions in this paperback book, then collect the odds and ends you usually toss away. You will create delightful whimsy that will make you the favorite of children and the money-making bazaar set. $1. From Pack-O-Fun, Dept. 1448, Park Ridge, Ill. 60068.



NEW LIGHT ON SCONCES. The antique pine shuttle, a favorite with decorators, now comes in three styles: with a black metal candle cup at $7.85 a pair; with candle cup made of pine topped off with a clear glass chimney at $11.45 a pair. If you want shuttles without cup or chimney the pair is $4.85. Order from Yield House, Dept. AH4, North Conway, N.H. 03860.



THE BIRTHDAY TRAIN is a delightful decoration for the party cake. Made of ceramic, it consists of six cars: one engine, four animal-cage cars, and a caboose. Each is brightly colored and the string of cars really looks like the train the circus uses. There's a holder in each car for a birthday candle too. $1 the set. Gracious Living, Dept. 1459, Berkeley, R. I. 02864.

The perfect home for your family may be in...



A NEW BOOK OF DISTINGUISHED HOME DESIGNS

FEATURING OVER 1500 ILLUSTRATIONS

The Encyclopedia of Home Designs covers every conceivable variety of designs—2 to 5 Bedrooms—1 to 4 Baths—Ranch—Cape Cod—Split Levels—2 Story Raised Ranch—from Traditional to Modern Design—from economy to luxury sizes. Illustrated by more than 1500 drawings of Exteriors, Interiors, Plans, Construction Sections, Kitchens, Fireplaces, Front, Rear and Side Elevations.

In addition to several hundred home designs, this 200 page, 11½" x 17" plastic-bound Encyclopedia contains text on planning analysis, cost factors, house-types, etc. Originally created for professional and trade use, The Encyclopedia provides a complete selection of quality designed homes to everyone interested in building a home. (With building plans available on all designs). PRICE $7.50.

Order today from: **Master Plan Service, Inc. AH-68**
89 East Jericho Turnpike, Mineola, N.Y. 11501

START YOUR ANTIQUE BUSINESS AT HOME!

A chair bought for **$2.00** Sold for $27.00

A copper kettle bought for **$4.00** Polished and sold for $18.00

PROFIT: Amazing New Plan Starts You Quickly to Big Profits • Spare or Full Time • No Showroom, Store or Office Needed. **PLEASURE:** Plan easily makes you an expert in the Prestige Profession of Antiques • Diploma Granted. **PERSONAL GUIDANCE:** Remarkable Research Service Guides You Step By Step. **Please Rush FREE "Profit and Pleasure in Antiques" Booklet.**

American Institute of Antiques
550 - 5th Avenue,
New York, N.Y. 10036, Dept. A-84

"SPLENDORS OF AMERICA"

WATER COLORS

Sold in art stores for $15. We will send all 4 to you in full color for just $3, while supply lasts. Imagine decorating your home with these superb hand-painted masterpieces . . . Each of these breath-takingly beautiful Americana reproductions in full color will bring new beauty to any room in your home. The character of this fine art is so excellent that they find an enthusiastic audience of art lovers, decorators and appreciative homemakers wherever they are exhibited.

You'll understand why they are so commanding once you see the exquisite craftsmanship employed by Gerald Hazzard, one of America's most famous Landscape artists. The small black and white illustrations shown above cannot convey the dramatic beauty of these magnificent prints. You must see them in large ful' color to appreciate their beauty.

OFFER MAY NOT BE REPEATED. Act now. To take advantage of this special offer, we urge you to order your art subjects now while supply lasts. Each of these beautiful prints is a large 18" x 24" with lovely borders. You will be thrilled with the grace and beauty they will add to your home, office or club. This may be your only chance to order.

$3.00 for all four — 2 Sets for $5.00 POSTPAID

Add 35¢ for pp. & hdlg.

WORLD ART GALLERY, Studio 4AH
Westport, Conn. 06880

20 Hobby Brushes

Imagine — 20 genuine hair brushes in assorted sizes for just $1. Makes hundreds of jobs around the house easier. Perfect for art work, small area touch-ups, pasting, cleaning precision instruments, etc. Ideal for young artists. We pay postage.

4395—20 Brushes $1.00
2 Sets for only 1.89

GRACIOUS LIVING
D-1404 BERKELEY, R I 02864

INSPIRING PLAQUE says, "Smile, God Loves You." Hang it anywhere in the house to give a word of cheer to members of your family. Printed in red, blue, and gold on antique-finish hardwood. 6" x 8", with ring for hanging. **$1.25;** 25¢ post. **CRESCENT HOUSE, 135 Central Pk. Rd. AH4, Plainview, NY 11803**

OVERWEIGHT?

• Lose pounds and inches •
No fad diets • No harmful drugs

Yes, a lovely figure can be yours with the help of Obesity Bell Tablets. Each tablet expands to 8-times its size, giving you a sense of fullness to curb your appetite. Consult your physician for any prolonged weight loss program. So effective that it is used by thousands of registered nurses. So safe, no prescription needed. Available at many leading druggists or mail only $1.25 for 80 Obesity Bell Tablets (14-day supply) or send $3.00 for 240 tablets (40-day supply). Prompt postpaid shipment assured.

Hollings-Smith Co., Inc., Dept. AH-2
Drugs of Quality Since 1909
Orangeburg, New York 10962

Your CAT Will Love Its Own BIG PLAYHOUSE

with Genuine Catnip Carpeting Wall-to-Wall

All cats, especially those left alone all day, can have hours of spirited fun—every day! Pets love to scamper in and out of this delightful house, enjoy the comfort and aroma of "Cat Villa's" wall-to-wall catnip carpeting. Sturdy corrugated fiberboard construction stands up under the roughest feline frolicking. Sets up easily in less than 30 seconds. Big 10½" x 17½" x 16".

$3.95 plus 75¢ pp. & hd.

Send check or MO. If COD, $2 deposit.
Money Back Guaranteed!

FREELIN GIFT CORP.
Dept. AH 468, 244 S. Broadway, Yonkers, N. Y. 10705

EARLY AMERICAN SPITTOON

SOLID BRASS TARNISH-PROOF

Here's an Early American necessity that's turned into a decorator's delight. A wonderfully novel approach to keeping your pool and patio areas free from cigarette butts, candy wrappers and other miscellany contributed by family and guests. Our tarnish-proof, solid brass cuspidor (Grandfather called it a spittoon!) is 7½" across. Its uses are plenteous . . . Decorative as well as utilitarian.

Only $6.95 ppd.

Send check or M.O. to:
MERE BAGATELLE
DEPT. AH-4 • BOX 162 • ROSLYN, N.Y. 11576

$8 ONLY PER CARAT
FINE CUT • 58 FACETS
PURE WHITE • FLAWLESS

STRONGITE is a hard and brilliant synthetic stone, at a fraction of the cost of a diamond. STRONGITE'S hardness enables us to offer you an UNCONDITIONAL LIFETIME GUARANTEE in writing against chipping and scratching. All shapes and sizes up to 20 carat. Easy payment plan. Money-Back Guarantee within 10 days. Send no money.
Write for FREE BROCHURE with settings for men and women.

THE STRONGITE CO. Dept. 44A, 7 W. 45th Street New York, N. Y. 10036

STAMPS FREE

New Issues • New Countries •
TRIANGLES • ROCKETS • OLYMPICS • SCOUTS • BIRDS • FLOWERS • ANIMALS •
Also Old Canadian and U.S. Postage Stamps.
All Genuine.
Plus Complete Illustrated Canadian Stamp Catalog.
ALL THE ABOVE FREE!
Please Write
GRAY STAMP COMPANY
TORONTO, CANADA

10 WAY HAIRPIECE! 10 GLAMOUR STYLES +

THE NEW MOD HAIRPIECE FOR LIMITLESS HAIR STYLE FLATTERY! COLOR MATCHED TO YOUR SAMPLE!

A flattering full 18 inch DYNEL HAIRPIECE. Wear it as a BUN, MOD-MAKER, PONY TAIL, BRAID, CHIGNON, BEE-HIVE, HEIGHT-MAKER, FACE FLATTERER, COUNTESS STYLE, MADAM AMBASSADOR, etc. Feels natural & real looking, invites caressing. Can be washed, combed, shampooed, styled, cut, brushed and set like natural hair. FOR CASUAL OR FORMAL WEAR! Only $1. plus 25c postage & handling for each. Be doubly glamorous order two!

Mail Coupon NOW! LOW INTRODUCTORY OFFER . . . $1. Be sure to include sample of hair and $1. (plus 25c postage & handling.) BEAUTY AIDS CO., Dept. 90, 285 Market St., P.O. Box 90, Newark, New Jersey 07101

(Artist's version of one or more hairpieces in use)

YOURS ONLY **$1** **FREE** NEW MOD-VOGUE ILLUSTRATED HAIR STYLE INSTRUCTIONS INCLUDED!

BE DOUBLY GLAMOUROUS ORDER TWO GLAMOURIZE BOTH SIDES!

MONEY BACK GUARANTEE COUPON

BEAUTY AIDS Co.,
Dept. 90
285 Market St., Newark, New Jersey 07101

I enclose $1. (plus 25c postage and handling) and *hair sample*. Send the MOD-VOGUE HAIRPIECE postage prepaid. My money will be refunded in full if not 100% satisfied. Send _____ hairpieces. I enclose $1. plus 25c postage and handling for each hairpiece ordered.

Name _____
Street _____
City _____
State _____ Zip _____

© entire contents copyrighted 1967

GARDEN CENTER

See this gorgeous flowering tree change from white to pink to purple in your yard!

Sensational "Color Changing" **HYDRANGEA TREE ½ PRICE**



Now—in order to secure new customers—we are offering one of nature's most unforgettable sights at ½ our catalog price. Breathtakingly beautiful "color changing" Hydrangea Trees (Hyd. P.G.) are covered with masses of gorgeous 6–10" blooms from summer to late fall. When the huge cone-shaped blooms appear in July they are snow white—in August the flowers turn a beautiful bluish pink and in the fall to a royal purple. The flowers last for months and months—frequently long after the leaves have fallen. An excellent tree for specimen or ornamental planting. Especially nice in groups of three. Easy to grow. Fast growing. You receive choice 1½ to 3' nursery grown trees with a vigorous root system. ORDER TODAY—while our ½ price sale lasts! SEND NO MONEY. On delivery, pay $1.00 for 1 tree, $2.00 for 3 trees, or $4.00 for 8 trees, plus COD charges. On prepaid orders, please add 50¢ to help postage and handling charges. If not 100% satisfied, just return shipping label for refund of purchase price—you keep the tree. Free planting booklet included with every order.

Only $1 ea.

(3 for $2.00)

(8 for $4.00)

HOUSE OF WESLEY, Nursery Division
R. R. #1 Dept. 7857-5, Bloomington, Ill. 61701

Send me_____ Hydrangea Trees ☐ Prepaid ☐ COD

Name_____

Address_____

City_____ State_____ Zip_____

Free Gift

For immediate orders, an amazing air plant leaf. Lives on air—just pin to a curtain—sends out 8 to 12 tiny new plants.

3 TROPICAL PALM TREES $2

Available direct from the Caribbean only through this ad. Act now to bring tropical glamour to your patio and garden this spring and summer

(Then enjoy them indoors in winter)

You've seen these lush palms featured in leading House and Garden Magazines—admired the exotic beauty they add to any room or patio—and always wanted some for your own. And you know they can cost up to $10 and $25. But now you can get them direct from the Caribbean's largest nursery at this amazing low price. These lovely "Butterfly Palms" (areca lutescens) were selected by horticulturists as ideal for indoors or out. They thrive anywhere, sun or shade, with minimum care. In warm weather they make a tropical display on your patio, porch or garden. When winter comes they make excellent house plants—brighten the dullest corner. These rare palms are now up to a foot and more tall, can grow up to 10 feet. And you get a lovely cluster of 3 palms growing in a pot, with simple instructions, for just $2. All are shipped direct from the Caribbean and guaranteed to arrive in perfect condition. But they're only available through this ad. So order now and be the first in your neighborhood to own these rare Palms.

The exotic "Butterfly Palm" grows up to 10 ft. tall.

Send just $2 plus .25¢ postage for 3 Palms in a pot. Only $3.75 ppd. for 6 Palms in 2 pots. Or get 9 Palms in 3 pots for just $5.00 ppd. Unconditional Money Back Guarantee. Mail cash, check or money order to:

PALM NURSERY SALES, Dep't. AH-4, 4 East 46th St., New York, N.Y. 10017

Fire Dept. App'd

½ bu. cap. **$15.95**
3-6-10-15-20 bu. sizes available

BURN TRASH SAFELY OUTDOORS

Burn household and yard refuse safely outdoors in any weather without watching. Scientific draft design ends neighbor annoyances of sooty fly ash, smoke, smell. Will burn damp, green material to fine ash. Made of aluminum bonded to steel. World's finest. $15.95 postpaid with money back guarantee. Add $2.00 W. of Denver.

ALSTO CO., Dept. AH-4, 1384 Hird Ave., Cleveland, Ohio 44107

Illuminated Fountains

Delivery all Countries.

A Charming Novelty

Changing Color Display
Changeable nozzles with 26, 36, 48, or 50 outlet holes.

Models from $17.25

Write for free colour catalogue to:

GARVENS OHG.

Dept. A, Box 29, Aerzen/Hamein, West Germany

DOORSTOP with a nostalgic touch is the colorful one designed like the old-fashioned ice-wagon complete with horse. Cast in iron it is colored red, yellow, and black. The base is made of beautifully finished cherry wood. Cart is attached to base with a bolt. 10½x3¾x5½". $8.90. Order from Carl Forslund, Department AH4, Grand Rapids, Mich. 49500.



UNIVERSAL GIFT. There isn't anyone you know who won't enjoy this bookrack imported from India. Made of Sheesham wood and Oriental hardwood, it is hand carved in an elaborate leaf design. 5½" high, 13" wide, it extends to 20". A practical desk or table accessory for books in constant use! $4.98 plus 55c. Harriet Carter, AH4, Plymouth Meeting, Pa. 19462.

HAIRCUT, $1.50? And you have two or more children? Here is the home barber shop for you. It works off any vacuum cleaner. Jet air stream removes hair as it is cut. Kit contains clipper, hose to be attached to vacuum, comb, guides to shaping hair, and instructions. $19.95 plus $1 postage. Meredith, Dept. AH4, 310 West 9th Street, Kansas City, Mo. 64105.

PROUD BEAUTY. Here is a reproduction of an 18th-century butler's tray scaled down to use as a magazine or cocktail table. Handmade of walnut or cherry, it has brass hinges that connect the four movable side leaves that make it spacious or compact. Open, 16x20x30". $139.95 Exp. coll. Catalog 10c. Creative Crafts, AH4, Box 8277, Chattanooga, Tenn. 37411.

TO MAKE LIFE EASIER keep your canceled checks neatly filed in this accordion case with 12 compartments. 4" high, 8" long, it expands from 1" to 12" wide. Both you and the expert who makes up your income tax report will benefit by this efficiency. Red leatherlike cover is marked in gold. $1. Order from Gracious Living, Dept. 1458, Berkeley, R. I. 02864.

MINIATURE VANITY for his bureau or your dressing table. Made of hardwood finished in antique maple, it has a tilting mirror supported by spindle posts. Drawer is plush lined. It's perfect for his pocket collection or your jewelry. 12½" wide, 5¾" deep, 14½" high. $12.98 plus 50c postage. Order from Foster House, Dept. 404-8452-5, Peoria, Ill. 61601.

"Go ahead, Carol...redecorate. But don't touch my chair!"

Touchy problem. But look how happily Ethan Allen helped her solve it.

A man and a cozy chair can form a friendship that no wise wife would break up.

But what do you do if his favorite chair looks like it will spoil your decorating plans?

Come talk to us at our Ethan Allen gallery of American Traditional Interiors.

We're more than furniture salesmen. We're skilled home planners who can help you solve all kinds of decorating problems—including how to fit an old favorite into a new decor.

For the room above we suggested the friendly warmth of American Traditional in solid cherry. Perfect companion to soft leather. See how the pattern and color of the sofa offer a muted contrast to the solid tone of the chair. Notice the accessories. The painting, the mirror, the candlesticks are all Ethan Allen—carefully chosen to round out a mood of traditional charm. Result? One attractive room. One contented husband. And one very pleased wife.

There are over 2,000 designs in the Ethan Allen American Traditional Collection. All open stock. All "in-style" forever.

You'll find them all pictured in color in complete room settings, along with many important do's and don'ts on decorating, in our 9″ x 12″, 336-page Ethan Allen Treasury. You'll also see our many lamps and accessories.

For your *free* copy, stop by your nearest Ethan Allan gallery.

☐ Please send the name and address of my local Ethan Allen gallery, where I can obtain a *free* Treasury.

☐ I enclose $2.50. Please send the 336-page Treasury direct to me.

Send now to Dept. AHE-48, P.O. Box 376, Minneapolis, Minn. 55440. Please print clearly.

Name _____

Address _____

City _____

State _____ Zip _____

©Baumritter Corp.

Ethan Allen We care about your home...almost as much as you do.

AMERICAN TRADITIONAL INTERIORS

America, start wearing cleaner clothes.

Listen, Maine, we know your shirts are pretty bright.

And, Montana, it's true your dresses are fairly clean.

But *fairly* clean is no longer very impressive. Not once you see what new Dash can do for you.

We made our famous concentrated formula even better. And you know what concentrated means: more cleaning power.

That's why, where most give you clean, new Dash gives you cleaner.

So, America (and that includes you, Hawaii and Alaska), start wearing cleaner clothes.

NEW DASH TAKES CLEAN AND MAKES IT CLEANER.