FOR ACTIVE YOUNG HOMEMAKERS

OCTOBER 35¢

American Home

PROPERTY OF THE LIBRARY
OCT 2 1967
UNIVERSITY OF NORTH CAROLINA AT GREENSBORO

TODAY'S NEW STANDARDS OF QUALITY

Modern furniture and authentic reproductions at modest prices
Cooking lesson No. 3—Veal Italian style ■ Tricks with cake mixes
The new cars for '68 ■ Build our campaign chest ■ How to invest

Picture these fine art prints on your wall.
$1.00 each on artist's canvas—all 3 for $2.00 mailed to your home

These masterpieces are fine art prints on artist's canvas—just like the originals. Unusually beautiful. An exceptional value. Each is 12" x 16". Ideal for grouping or gift-giving. This exciting offer is Kentile's way of celebrating the introduction of new Tanglewood Tile. So go to your Kentile Dealer. He'll be glad to show you Tanglewood Tile... and the fine art prints, too. He's in the Yellow Pages under "Floors."

"Watermill" by Hobbema

"October Morn" by Wood

"Memories" by Detlefsen

Kitchen-Breakfast Area floor of Kentile's new Tanglewood™ Vinyl Asbestos Tile. Comfortable and quiet underfoot. Individual 12" x 12" tiles permit quick, easy self-installation. Six colors. Your Kentile® Dealer? See the Yellow Pages under "Floors."

Picture this new vinyl tile on your floor. For about $55.

New Tanglewood Tile fits beautifully into modern, traditional or any decorating scheme—and into any budget, too. Self-installed, a 12'x15' floor costs only about $55. In the bargain, you get a luxurious floor that's greaseproof and easy to clean.

KENTILE FLOORS

Now . . . the famed **Larousse Gastronomique** — not for the $20.00 that thousands paid for the publisher's edition – but for **only $1.89** with membership in THE COOK BOOK GUILD

. . . if you agree to accept only four selections or alternates over the next two years

EVER SINCE it was first published, this monumental encyclopedia has been recognized the world over as *the* supreme authority on food.

Compiled more than 25 years ago by the master chef and gastronome, Prosper Montagné, it was first printed in Paris by the historic publishing house of Larousse. In over a million words and 15,000 entries, it details all mankind's important knowledge about food, and its preparation and enjoyment.

Though the book was reprinted in France no less than 10 times, until recently it was available only in French. To create an English-language edition, a staff of 20 food experts and two noted editors spent four years translating this vast wealth of information.

When the first American edition appeared, it went on sale at $20 a copy *and quickly became a nationwide best-seller at that price!*

And now—in an introductory offer unprecedented in its generosity—you can obtain this extraordinary volume through The Cook Book Guild at the special new-member's price of *only $1.89*.

So vast is the scope of this huge 1,100-page encyclopedia, it almost defies description. It is, in fact, several definitive books combined into a one-volume library on food. It is...

—**the one master reference work** that experts turn to first to check any fact, any ingredient, any secret in the whole world of cuisine. It's the book to settle every argument over culinary questions!

—**a fascinating history of food** through the ages, highlighted with myriad facts on the origins of foods, wines and other edibles.

—**a gourmet's travel guide,** with gastronomic maps and descriptions of the 25 provinces of France; recipes for regional specialties and for those of other lands.

—**a manual on fine wines,** providing a thorough education in their selection and serving.

—**a catalog to the world's great cheeses,** with 125 of them listed and described.

—**a do-it-yourself handbook** on everything from canning and freezing to making wine and beer.

—**a sparkling omnibus** of anecdotes, legends, odd facts and tales about food and famous gourmets.

It is, of course, a master cook book uniquely valuable alongside your other cook books and reference works. With its 8,500 priceless recipes, it brings you the culinary secrets of many of the world's best cooks.

Now, in this remarkable $1.89 offer, The Cook Book Guild invites you to discover for yourself the many adventures in food that *Larousse Gastronomique* can help you enjoy.

If you take special pleasure in preparing and sharing unusually good food, The Cook Book Guild will add much to your life. For here is a club devoted exclusively to seeking out the world's great cook books and making them available to you *at guaranteed savings of at least 30%*.

As a member, you'll learn what great chefs look for when selecting ingredients ... how impressive menus are planned by famous hostesses. You'll discover budget-stretching tips ... family and regional cooking secrets ... delicious ways to diet ... how to save time, effort and money.

Forthcoming selections are described in the free monthly bulletin, *The Cook Books News,* which also includes a "recipe of the month." You may take as few as four selections or alternates within *two* years, or as many as you wish. With every fourth book you buy, you may choose a FREE Bonus Book from a list of books on cooking, homemaking, etc.

SEND NO MONEY! To join the Guild and get *Larousse Gastronomique* for only $1.89, plus shipping and handling, mail the coupon today.

THE COOK BOOK GUILD
Garden City, N. Y. 11530

8,500 RECIPES • 1,101 PAGES • OVER 1,000 ILLUSTRATIONS — MANY IN FULL COLOR • ACTUAL BOOK SIZE: 10¼" x 7¾"

The New York Times calls it: "Monumental!"
Life magazine says: "An epic for epicures . . . the mightiest, farthest ranging, most astonishing single cook book in the history of eating."

THE COOK BOOK GUILD
Dept. 70-AHX, Garden City, N. Y. 11530

Please enroll me* in The Cook Book Guild, send me *Larousse Gastronomique*, and bill me only $1.89 plus shipping and handling. If not delighted with this great encyclopedia of food, wine and cookery, I may return it within 10 days and this membership will be canceled.

If I keep the volume, my only obligation is to accept only four of the monthly selections or alternates during the next *two* years — *at guaranteed savings of at least 30%*. With every fourth selection or alternate I do accept, I may choose a free Bonus Book from the list provided.

MR.
MRS. _____
MISS (PLEASE PRINT)
ADDRESS _____
CITY _____ STATE _____ ZIP _____
IF UNDER 18, PARENT MUST SIGN HERE: _____

*Membership applications subject to acceptance by Club.
This offer good in Continental U.S.A. only. 11-C16A

a puppy'll eat anything

Tennis shoes, telephone books, the evening paper—everything tastes good to a puppy. But how can you be sure he gets the *right* things to eat?

Just look on the back of the Friskies® Puppy Food box. Notice how much extra protein we put into Friskies. How many added vitamins and minerals—15 in all! You see, Friskies Puppy Food isn't just a small-size version of a grown dog's food. It's for *puppies*. So we've made sure it contains every single nutrient a *growing* puppy is known to need.

How about flavor?

Puppies love the good beefy taste of Friskies Puppy Food. You'll see. Your puppy's going to like Friskies a whole lot better than that old shoe!

Here's a free booklet for you

Dog breeders and veterinarians have many helpful tips for you in the booklet "Care & Feeding of Puppies." For your free copy, write to: Friskies Puppy Booklet, Dept. A-6, Box 560, Pico Rivera, California 90660.



from Carnation®

FOR ACTIVE YOUNG HOMEMAKERS

OCTOBER, 1967 VOL. LXX. NO. 8

American Home

HUBBARD H. COBB, EDITOR

HELEN DE MOTTE Managing Editor
JEAN LA MUNIERE Art Director
LESLIE R. FORESTER Copy Director

ALAN C. BORG
Building

VIRGINIA T. HABEEB
Food and Home Equipment

VERA D. HAHN
Decorating

EVANTHIA KONDONELLIS
Garden

DOROTHY L. BRIGHTBILL
Home Projects

ANN MC LAUGHLIN
Market Place

JOSEPH TAVERONI
Art Editor

NANCY CARPENTER GRAY
Pacific Coast

FERDINAND D'ESPOSITO
Production Coordinator

HELEN W. CANHAM
Assistant to the Managing Editor

ASSOCIATES
Helene Brown/Decorating
Frances M. Crawford/Food
Linda Hinrichs/Art
Dorothy B. Humanitzki/Editorial
Jacques Jaffry/Chef
Barbara Behen Karr/Equipment
Arthur J. Maher/Building

ASSISTANTS
Lietta Dwork
Nancy Anne Hecht
Jane Kiernan
Arlene Petroff
Marcia Spires
Alexandra Walker

JOHN L. COLLINS Publisher

THE CURTIS PUBLISHING COMPANY

J. M. CLIFFORD President

© 1967 The Curtis Publishing Company, Philadelphia, Pa. 19105. All rights reserved. Title reg. U.S. Patent Office.

Published monthly except Summer (July-August) and Winter (January-February) issues: ten issues per year. Second-class postage paid at Philadelphia, Pa., and at additional mailing offices. Authorized as second-class mail by the Post Office Department, Ottawa, Canada, and for payment of postage in cash. All mail concerning subscriptions should be addressed to **American Home,** Subscription Service, Phila., Pa. 19105. **SUBSCRIPTION PRICES:** U. S. and Possessions and Canada: One year $3.00. Pan-American countries: One year $4.00. All other countries: One year $4.50. **UNCONDITIONAL GUARANTY:** We agree upon request direct from subscribers to **American Home,** Independence Square, Phila., Pa. 19105, to refund the full amount paid for any copies not previously mailed. **THE CURTIS PUBLISHING COMPANY,** J. M. Clifford, President; Cary W. Bok, Sr. Vice Pres.; G. B. McCombs, Sr. Vice Pres.; Maurice W. Poppel, Sr. Vice Pres.; Gloria L. Swett, Vice Pres., Secretary; Kenneth B. Artz, Treasurer; John L. Collins, Vice Pres. and Publisher of **American Home.** The Company also publishes The Saturday Evening Post, Ladies' Home Journal, Holiday, and Jack and Jill. Executive offices, **American Home,** Independence Square, Philadelphia, Pennsylvania 19105. Editorial and advertising offices, **American Home,** 641 Lexington Avenue, New York, New York 10022.

CHANGE OF ADDRESS: If you plan to move, please notify our subscription department, **American Home,** Subscription Service, Phila., Pa. 19105, at least eight weeks in advance of your move. Send new and old address and, if possible, label from a recent copy.

HOMES AND MAINTENANCE

30 New Products: Mainly For Men
40 Are You Financially Ready to Move?
92 The Quality Environment: Seclusion in a Community
95 Living in Planned Communities
96 Colonial Charm and Detail
141 Build a Basement That's Easy to Remodel
142 Winterizing Your Power Mower
146 How to Maintain Gutters and Downspouts
149 What Price Maintenance?
150 Patching Concrete and Masonry

DECORATING

26 Decorating Newsletter
60 How to Buy Glassware
63 Decorating Clinic
74 Let Yourself Grow!
78 Here's a Quality House to Learn By
82 Decorating With Modern
85 Be Authentic With Traditional
88 Decorating With Traditional
110 Budget Ideas Worth Copying
136 Slipcovers Are Not Only for Summer

FOODS, KITCHENS, AND EQUIPMENT

100 So You're Learning to Cook
117 Classic Veal Cookery: Veal Italian Style
118 Lesson No. 3: Veal Scaloppine
120 Look What You Can Do With Cake Mix!
128 Company's Coming to a Mexican Dinner
132 On the Spot With Oven Cleaners
134 Lots From Little
138 Buyer's Guide: What to Look for in Washers and Dryers
152 News and Notes

GARDENING

38 Plant a Crocus Spring!
91 Happy Blend of Garden and House
98 Vest-Pocket Gardens
145 Gardenias for Your Indoor Garden

HOME PROJECTS

10 Embroider a Zodiac Family Tree
16 Today's Originals
36 Charge! Build Our Campaign Chest
58 Here's How to Make Removable Upholstery

FEATURES

4 Dear Reader
8 Behind the Scenes
12 Books and Booklets
24 The Family Pet: Thinking of Getting a Purebred Pup?
44 Money Management: The ABC's of Investing
48 The Most From Your Automobile: The 1968 Cars Are Here
50 What's New in Sight and Sound
52 Health in the Home: Headache—the Commonest Human Complaint
68 Anyone for Halloween?
72 Beauty at Home: The Trouble With Hair
77 The New Dimension
106 Shopping Information

SHOP BY MAIL

154 Market Place

Printed in U.S.A.

Somebody had to break the rules.

Suddenly, you could have heard a pin drop on the sidewalk. Making its debut on Fifth Avenue was the world's first mini skirt. The woman who wore it broke the rules, alright. And so did Dash. We've created a breakthrough detergent for automatic washers. But to do it we had to break the rules.

To change things for the cleaner, Dash broke the rules:

1 Where conventional detergents recommend you start with 1¼ cups per washload, it's only a ¾ cup with Dash. *Concentrated fury.*

2 Typical detergents whip up lots of suds. But excess suds can dull your wash. So Dash cut down on suds to give your clothes a clear, clean rinse.

3 Traditional detergents are for use in sinks, tubs, pails and everywhere else under the sun. But Dash is only for automatics. After all, that's where you wash your clothes. And so that's where Dash concentrates its talents.

No wonder Dash cleans better than any powder made for *all automatics.*

add a little zzzZ-ZING!

to your nicest dinners—your holiday entertaining—snack-time...*any*time!

U·ALL·NO Richardson

Richardson

AFTER DINNER® **Mints**

BEATRICE

A world of sparkling refresh-mint in every colorful package. Richardson After Dinner® Mints • Party Jellies • Party Patties • Pastel Mints Club Mints • Butter Mints. *Look for them wherever good candy is sold.*

THOS. D. RICHARDSON CO., PHILADELPHIA 19134

DEAR READER

We guess that we have saved about ten years of time—give or take an hour one way or the other—by having been born when we were rather than at some earlier date. What with automobiles, superhighways, automatic toasters, clothes washers, power tools, power lawn mowers, power boats, plus all the other time-saving devices that have come on the market in the last few decades, the time we save each hour, each day, each year is astronomical. The thing that is worrying us at this particular moment is what have we done with all the time saved and what do we plan to do with the time we will save in the hours, days, and years to come? When we save money we usually put it to good use, but when we save time we seem inclined to fritter it away.

Last weekend, we drove along a superhighway pushing our automobile to the limits and then we casually wasted all the time we saved, plus a little more, watching some utter trash presented on the TV set in our motel room. In retrospect, how much more gratifying it would have been if we had finessed the superhighway and its 65 mph limit and taken a slower but infinitely more pleasurable, scenic road. What, after all, was the point in saving time if we were simply going to waste it on some mediocre entertainment? The whole point in saving time, in acquiring time-saving equipment, and utilizing time-saving devices, is not simply to save time but to save time that we can use for our own profit and benefit. How many of us do this?

In spite of all the ways we have at our command to save time—so many more than our grandparents ever dreamed of—the fact remains that few of us ever have time for the things we really want to do—time to spend with people we really want to be with, time to spend reading, time to spend in study, time to spend in the development of interesting hobbies and pursuits. For each minute we save we seem to take on obligations requiring two minutes and consequently we probably have less time at our disposal than the generations of the past.

Maybe one of these fine days, we'll get smart and start utilizing the time we save to our very own advantage. Some time, some day, we might become such time misers that we'll check the time saved and time spent as carefully as we inspect our bank balance. Some day we might reach the point where we will say, "I've saved so many hours on this day and these are hours I have saved for myself, this is how I can best spend them in the most profitable manner."

The way things are going, each of us will have more and more free time at our disposal in the days ahead. We can waste it or we can make intelligent use of it for the benefit of ourselves, our families, and our communities.

HUBBARD COBB
EDITOR

"Mommy! Daddy!

We can read Dr. Seuss all by ourselves!"

You'll know something special is happening the moment your child first turns, wide-eyed, from the lovable DR. SEUSS creatures and their antics to the words that tell about them. Word by word, phrase by phrase, he follows the print... excitement grows until the secret can't be kept a moment longer and he shouts his joyous discovery: *"I can read it myself!"* That's the way an early love of reading starts... with beguiling BEGINNER BOOKS by Dr. Seuss and his friends, all filled with the humor children love, all written in easy "beginner" words your child already knows or will quickly pick up.

Take these 3 BEGINNER BOOKS $1.49 FOR 1

(Publisher's Catalog price $5.85)

with trial enrollment in the Beginning Readers' Program

COMMENDED by PARENTS' MAGAZINE AS ADVERTISED THEREIN

Good Housekeeping GUARANTEES IF PRODUCT OR PERFORMANCE DEFECTIVE REPLACEMENT OR REFUND TO CONSUMER

How does love of reading begin? For millions of children it has started with membership in the BEGINNING READERS' PROGRAM – a proven program of reading enrichment, tested and approved by teachers, and loved by parents, teachers and tots alike. The country's largest children's reading program, it is the *only* one that offers BEGINNER BOOKS by DR. SEUSS and other gifted writers and artists.

A whole parade of sunny, funny books in words young children know or can easily learn!

Belonging to the program is a joy for boys and girls. For BEGINNER BOOKS tell fascinating tales about such fabulous creatures as a firefly who can write in the sky...a lovable animal who can take off his polka dots and put them on people...a cat who wears a hat and can balance umbrellas, fishbowls and layer cakes on his paws!

But the importance of the BEGINNING READERS' PROGRAM goes far beyond the delightful stories and glorious illustrations. For at the same time that it makes reading fun for your child, this planned program subtly helps your child "stretch" his reading and learning abilities.

Each BEGINNER BOOK *rewards* your child for reading with its humor and excitement...*reinforces* his desire to read because it makes reading easier...*reassures* your child with a successful reading experience.

Four isn't too early... Eight isn't too late

The time to bring the program into your child's life is now, during the critical learning years from 4 to 8. The books are just right for children who are beginning to read; they're perfect, too, for reading aloud to pre-schoolers, who become even more eager to start reading on their own.

As reading authority Margaret Maxwell wrote recently in FAMILY CIRCLE magazine about BEGINNER BOOKS, "Children enjoy books that make them laugh...we both chuckled our way through (Dr. Seuss') rollicking rhymes. Quite casually, without formal effort on my part, Robert learned to recognize the words in these simple stories, and by the time he was five years old, he was a beginning reader."

BEGINNER BOOKS are durably designed to live with a small child. They're printed in at least three bright colors and large readable type. As a member of the BEGINNING READERS' PROGRAM, your child will receive a BEGINNER BOOK every month and you will be billed only $1.49 plus a small mailing charge, instead of the publisher's catalog price of $1.95. After four monthly selections, you may cancel membership at any time.

Let DR. SEUSS and his friends delight your child for 10 days FREE!

We invite you to prove the benefits of the BEGINNING READERS' PROGRAM by accepting the three books shown here – a $5.85 value at the publisher's catalog price – for $1.49. Even this small investment in your child's reading and school progress carries no risk. Ten days' FREE trial must convince you the program will stimulate your child's appetite for reading, or you may return the three introductory books and owe nothing. Fill out and mail coupon today, to:

The BEGINNING READERS' PROGRAM
A Division of Grolier Enterprises Inc.
Dept. E1, 845 Third Avenue, New York, N. Y. 10022

ONE FISH TWO FISH RED FISH BLUE FISH
by Dr. Seuss

From there to here, from here to there, funny things are everywhere. And in particular—in this delightful Dr. Seuss book! Have you ever seen a seven hump Wump ...or a Yink who likes to drink pink ink...or a boxing Gox? They're all here to thrill your little one—and *you*—with hours of sheer joy!

COME OVER TO MY HOUSE
by Theo. LeSieg
illustrated by Richard Erdoes

This happy new book takes a young reader to all kinds of houses in many lands. He'll learn how other children eat, sleep and play. And he'll discover how much alike people are no matter how different they may seem or how far away!

TRAVELS OF DOCTOR DOLITTLE
by Hugh Lofting
Adapted by Al Perkins

The famous doctor sets off with a monkey, a duck, a dog, a pig, an owl and a talking parrot for faraway Africa. Your youngster will be captivated by his exciting adventures in the Land of Monkeys where he'll meet a *pushmi-pullyu*—the two-headed animal no man has ever seen!

Illustrations with * © 1960 by Dr. Seuss

SEND NO MONEY—MAIL COUPON TODAY

THE BEGINNING READERS' PROGRAM, Dept. E1
A Division of Grolier Enterprises Inc.
845 Third Avenue, New York, N. Y. 10022

Please enroll my child in the BEGINNING READERS' PROGRAM and send at once the three BEGINNER BOOKS pictured here (a $5.85 value at the combined publisher's catalog price), for which you will bill me only $1.49 plus a small mailing charge. If not delighted, I may return these books within 10 days and owe nothing. Otherwise, each month thereafter, you will send my child another BEGINNER BOOK for which I will pay only $1.49 plus a small mailing charge (instead of the publisher's catalog price of $1.95). I may cancel enrollment any time after purchasing four monthly selections.

Child's Name _____ please print _____ Age _____

Address _____

City _____ State _____ Zip Code _____

Parent's Signature _____

(This offer also available in Canada. Canadian residents mail coupon to New York address. Shipment of books and all services will be handled within Canada.)

"Gee, Mom. Why bring out a that tastes like

doesn't Crest second flavor mint?"

"Look, Mom. They did!"

Now cavity-fighting Crest comes in two great flavors—Regular and New Mint flavor. Both have fluoride—the most effective cavity-fighter ever put in a toothpaste. In fact, of the five leading toothpastes Crest is the only one with fluoride. So have regular checkups, watch treats, and brush after eating with the cavity-fighter, Crest. Regular or New Mint flavor.

Accepted Council on Dental Therapeutics American Dental Association "Crest has been shown to be an effective decay-preventive dentifrice that can be of significant value when used in a conscientiously applied program of oral hygiene and regular professional care." — Council on Dental Therapeutics, American Dental Association.

©1967, The Procter & Gamble Company

Graber introduces the Decorator Adjustables



An exciting new idea in fully-adjustable cafe traverse rods. Made to be seen! For contemporary or traditional window accents. Classic finials. Antiqued brass, white, black or wood grain finishes.

Marie Graber has ideas for you...

fresh, wonderful ways to decorate your windows. New, 120-page book, prepared especially for homemakers, includes special section on sewing. Get Marie Graber's "First Official Window Decorating Guide" wherever Graber drapery fixtures are sold, or send $1.00 with the coupon.



Please send my copy of the "First Official Window Decorating Guide". I have enclosed $1.00 A

Name

Address

City State Zip

Graber

DRAPERY FIXTURES, MIDDLETON, WIS. 53562



BEHIND THE SCENES

Here are just a few of the fine contributors we called on in preparing this issue on quality. Their work interprets our theme.

Carl Gunther calls himself a small-volume builder and specializes in authentic re-creations of Colonial houses. He's had years of experience in all phases of home building, in drafting, and design. For 20 years he has been in business for himself, building houses mainly in Fairfield County, Connecticut. Mr. Gunther's 11-house complex in Trumbull, Connecticut, is one illustration of his sure knowledge of traditional buildings. The story is on page 96.

Harriet B. Wimmer and Joseph Y. Yamada are consulting and executive landscape architects for the University of California, San Diego, and members of the American Society of Landscape Architects. In addition to their residential work, they have done many major landscaping projects such as Sea World in San Diego's Mission Bay area, the San Diego International Air Terminal, and the San Diego Stadium. Their contribution to this issue is the California garden you'll find on page 91. Wimmer & Yamada, as they are known professionally, worked closely with award-winning architect Robert E. Jones to create this "Happy Blend of Garden and House." They succeeded.

Yung Wang is an associate of the architectural firm, Warner Burns Toan & Lunde, and Ming Wang is a free-lance architect. It's interesting that both Yung and Ming grew up in Shanghai and lived in town houses around the corner from one another. But they did not meet until school, at Yale, where both studied for degrees in architecture. After their marriage, the Wangs moved to New York City and in 1965 began renovation of their *own* brownstone. (See page 78.)

SUBSCRIPTION CORRESPONDENCE

ALL CORRESPONDENCE RELATING TO YOUR SUBSCRIPTION should be accompanied by your address label. If you are receiving duplicate copies, please send both labels. We are able to answer inquiries by telephone in many areas. Please note your number at right:

ADDRESS ALL INQUIRIES TO: Subscription Service, The Curtis Publishing Company, Independence Square, Philadelphia, Pennsylvania 19105.

SUBSCRIPTION PRICES: U.S. and Possessions and Canada: One year $3.00. Pan American countries: One year $4.00. All other countries: One year $4.50.

AREA CODE: _____

PHONE: _____

TO CHANGE OR CORRECT YOUR ADDRESS— Attach label from your latest copy here and show new address below—include zip code. When changing address please give six weeks notice.

Miss
Mrs.
Mr.
name (please print)

address

city state zip code

Postmaster: Send form 3579 to Curtis Subscription Service, Philadelphia, Pa. 19105.

Nail polish won't.

Passionate pink is positively perfect for you. But it doesn't do a thing for carpet. Except ruin it. Unless, of course, the carpet is made of 100% HERCULON* olefin fiber. In which case you can spill polish or 64 other terrible things without disaster. A quick sponging with a little cleaner or detergent is all you need. And carpet of HERCULON wears and wears. For years and years. On stairs. In halls. Under kids, pets, parties.

So, if you like to do your nails and watch television at the same time, be sure you do so on carpet of HERCULON. Then you'll both stay passionately pretty forever. Write to us, Hercules Incorporated, Dept. C7, Wilmington, Delaware 19899, for names of stores nearest you.

Since when? Since Herculon.®

HERCULES

Monarch Southern Charm in Regency Gold *Hercules registered trademark

ANOTHER AMERICAN HOME KIT

EMBROIDER A ZODIAC FAMILY TREE

Your horoscope this month reads: "Expand your sphere of interest. Stimulate creative resources. Stress originality. Make a zodiac family tree and the days ahead will be brighter." Whether you're Aquarius the water bearer, Capricorn the goat, or Aries the ram, our family tree is made for you. It includes interpretations of the 12 signs of the zodiac, stamped on very fine 100 percent white linen. And lunar aspects indicate that making this kit is quick and easy. All you do is embroider each sign in cross-stitch. The colors are heavenly. Now, add your family record in the center. Just write the names and birth dates in your own handwriting (instructions included), then embroider in outline stitch. Incidentally, you can fit more names than we show, by smaller lettering and closer spacing. New moon stresses good investments this month: Our kit is only $2, complete with instructions and embroidery floss. (Handmade frame is also available. Size, 10¾x19½".)

Fill out coupon and enclose check or money order. New York State residents please add sales tax. Allow 3 to 4 weeks for handling and mailing. (Sorry we are unable to handle Canadian, foreign, or C.O.D. orders.) Please indicate your zip code.

American Home Magazine, Dept. ZCO
P.O. Box 76, New York, N.Y. 10046

I enclose $_____for item(s) checked below. (Kits include embroidery floss, color chart, instructions.)

___Zodiac family tree Kit ZCO-170 ..... $2.00
___Blue-and-gold frame ZCO-170/F 5.95
___Color catalog of available kits ..... .25

PLEASE PRINT NAME

ADDRESS

CITY STATE ZIP CODE

Photographer: Alan Krosnick

When she's too old for bedtime stories this floor will still be beautiful. Why? Built-in cushioning... Congoleum-Nairn's revolutionary new invention*

*The only cushioned vinyl floor backed by five years of proven experience . . . insist on it.

It's the new vinyl miracle invented by Congoleum-Nairn. The beautiful floor that takes wear and traffic—then bounces back to its original beauty. Its unique "cushion sandwich" absorbs the punishment. Makes it scuff, scratch and slip resistant. Easier to care for, too. Warmer, quieter, and more comfortable underfoot. Choose from over 100 beautiful color-pattern combinations in 5 price ranges . . . the widest selection and finest quality in cushioned vinyl floors. Insist on Congoleum-Nairn . . . the world's most experienced manufacturer of fine floors. Shown, the beautiful Cushionflor® pattern #8049. For free sample and decorating booklet, write Congoleum-Nairn, Box 234, Kearny, N.J. See the yellow pages for dealer nearest you.

Incredible cushioned floor takes daily punishment—then bounces back to beauty.

Incredible new cushioned floors by Congoleum-Nairn

New England Squares

Made easy with Borden's None Such® Mince Meat and Borden's Eagle Brand® Sweetened Condensed Milk.

Grand enough for company, easy enough for an everyday treat. And so delicious.

New England Squares. Blend 2 cups of graham cracker crumbs, 1-1/3 cups of Borden's None Such Ready-to-Use Mince Meat* and 1-1/3 cups (15-oz. can) Borden's Eagle Brand Sweetened Condensed Milk.

Turn into well-greased 9x13x2-inch pan. Bake in 350° oven until lightly browned, about 30 minutes. Let cool in pan before cutting.

Makes 24, 2-1/4-inch, delicious New England Squares.

One 9-oz. package Borden's None Such Condensed Mince Meat may be used: Crumble Mince Meat into small-sized saucepan and stir in 3/4 cup water, place over medium heat and stirring constantly bring mixture to a boil and boil 1 minute. Makes 1-1/3 cups.

BOOKS AND BOOKLETS

BOOKS OF HOME INTEREST

Design of Cities. This is an important book on a topic most people know only through isolated newspaper items on proposed changes in their own towns. Edmund N. Bacon, the author and man most responsible for the recent urban renewal in Philadelphia, introduces the layman to problems and processes of planning cities for the people who use them. He shows what is meant by good planning and what is possible to make city life enjoyable. Illustrations supplement an easy-to-read account of the development of the city and aid the reader in understanding complex design concepts. If you're interested in the future of our cities, don't miss this book. $15. (Viking)

Step-by-Step Weaving. Since handweaving is a fascinating subject but one that many people think of as difficult, we were delighted to see this book arrive in our office. Written for the beginner and for the potential weaver, it teaches this craft in a simple, direct manner. If you have a loom, you can start on author Nell Znamierowski's easy-to-follow projects. If not, she shows you how to construct a simple frame loom. Good reading, good weaving, and a reasonable price tag. $1.95. (Golden Press)

For the same price you can buy *Step-by-Step Ceramics* . . . a complete introduction to this craft, with easy projects, professional advice. By Jolyon Hofsted. (Golden Press)

The Elegant But Easy Cookbook was originally issued in paperback. When authors M.F. Burros and L. Levine revised and expanded it for this hardcover edition, there was one thing they didn't change—their thinking that a hostess can enjoy a party too. The necessary ingredients are good planning and good food that can be prepared in advance—their book includes both. $5.95. (Macmillan)

Candleholders in America: 1650-1900. Beginning with a brief discussion of what is known about the origins of the candle and candle-making, the text goes on to describe the development of candle-burning lighting fixtures. It includes all forms of candle holders during this period, and shows examples of each major style change. Of interest are the illustrations showing individual pieces in detail and in room settings. By Joseph T. Butler. $6.95. (Crown)

These books may be ordered through your local bookstore.

BOOKLETS YOU CAN SEND FOR

51 Pancake Recipes From The 1967 Mrs. America Pageant. How would you like to be let in on the pancake recipes that persuaded the judges at the Mrs. America Pageant? You can learn the secrets of each states' winners, from breakfast ideas to main-dish creations. Free from Pancake, Dept. AH, Box 3574, Chicago, Ill. 60649.

Minute Tapioca Favorites. Not only does this recipe collection save you time with a host of quick-cook tapioca dishes, but it spreads before you a variety of tapioca tempters as unique as tapioca in Seafood Bisque and tapioca in Chicken Cacciatore! Send 15c to Minute Tapioca, Box 1390-AH, Kankakee, Ill. 60901.

So You're Going to Move. Then this is the booklet to read. It answers all the questions a household-move panic can raise. Filled with reassuring tips on preparing, packing, and moving with minimum worry and money. Free from Bekins Van and Storage Co., Dept. AH, P.O. Box 15025, Los Angeles, Calif. 90015.

How to Keep Your Marble Beautiful. Before you put that cleaning cloth to your lovely, costly marble, check with the experts. This booklet has authoritative information on maintenance of all types of marble surfaces as well as how to tackle rough stains and scratches. Send 25c to Marble Institute of America, Dept. AH, Pennsylvania Bldg., Washington, D.C. 20004.

For people who are not ashamed of having brains.

Great Books are published by Encyclopedia Britannica in collaboration with the University of Chicago.

Here is the most superb home library ever assembled—Great Books

It may not be popular to admit it, but all people *aren't* created equal. And the longer they live (and learn), the less equal they get.

You were probably born with a bigger share of intelligence than most of your fellow men . . . and taught how to use it. And you appreciate the difference. You aren't ashamed of having brains. You enjoy using them.

That's why Great Books belong in your home. These are the writings of Plato, Homer, Cervantes, Tolstoy, Freud, Rabelais, Shakespeare and many more. They contain just about every important thought of Western man for the past 3,000 years! A set of 54 beautifully bound volumes containing 443 masterpieces by 74 of history's greatest geniuses.

The $1,000,000 Syntopicon

Included with Great Books (and available only with Great Books) is a unique reference work called the Syntopicon. An amazing index that required 8 years and cost more than $1,000,000 just to write.

Unlike a dictionary that indexes facts, the Syntopicon indexes ideas—every one of the thousands of topics and subtopics within the Great Books.

In minutes, the Syntopicon enables you to look up any idea in the Great Books and find what each of the great thinkers thought about it.

Also available with Great Books are the handsome 10-volume reading plans. And you may also get a remarkable 10-volume set called Gateway to the Great Books as well.

Certainly, the Great Books belong in the home of every thinking person. What do they cost? About the price of a good set of luggage.

Send for this FREE Booklet

To learn more, just fill out and mail the attached card to Great Books, 425 N. Michigan Ave., Dept. 205-K, Chicago, Illinois 60611. You will receive a full-color, 16-page booklet describing the Great Books in detail.



There is no cost or obligation. You don't even need a stamp. Do it now.

GREAT BOOKS

By Dorothy Lambert Brightbill

TODAY'S ORIGINALS

It's clever how much fun these handcrafted objects are to look at and, at the same time, how exceptionally masterful they are. The metal sculpture (far right) is a perfect example. The balance isn't all between acrobats and chair. It's between cheerful whimsicality, fine composition, and the artist's skillful manipulation of a difficult medium—metal. Each of the other pieces has the same qualities, and offers us a fresh, new dimension to American crafts. They are neither accurate reproductions nor skillful imitations. They are original, one-of-a-kind pieces that take craft design beyond the confines of skill into art. The collection was gathered from many parts of the United States and is currently displayed and available at America House in New York City. Some of the artworks are useful and some purely decorative. All are thoroughly modern in feeling. Emphasis has been placed on clean, fine lines and a strong integration of materials and concept. Like rare jewels they are beautiful to look at, pleasing to hold. Like fine tools they have a smoothness and balance that will live well with any background. Whether you want an amusing—but excellent—design or an exceptional concept of contemporary beauty you can find it here.

(continued)



Photograph above: Two-tier ceramic planter by Sonia Gordon of Maryland. Two acrobats with chair of black metal by Arturo Bassols of Delaware. Ceramic casserole by Gerry Williams of New Hampshire. Silver goblet by Porter Blanchard of California. Driftwood with carved wood mushrooms by Charlotte and Roger Sloan of Illinois. Three large vases by Virginia Wysel of Washington. Two small vases by Rose and Ernie Cabot of Arizona.
Photograph at left: Silver acrobats mounted on stone by Jo Roper of New Mexico.

G E
chases
rainbows
right
into
a light
bulb!

AURADESCENT

If you've noticed a shortage of rainbows in the sky, here's why. G E caught them all – all the glints, hints and tints in a rainbow hue for the newest light on earth. Auradescent. Turn it on and one delicate color after another turns on one heavenly light after another. Aren't you glad G E is always chasing rainbows – and catching them! They're caught. And ready to be bought. At your favorite store. **GENERAL ELECTRIC**

Wall hanging by Helmi Moulton of Michigan. Cherry music stand by Wharton Esberick of Pennsylvania. Ceramic lion by Harold Mantz of Pennsylvania. Rya covered footstool by Miriam Leefe of California. Scarab-embroidered pillow by Rosamarie Ramirez De Ellis of New Mexico.

Photographer: Alan Krosnick

Cape Cod sofa, $229.95*. Swivel rocker (by fireplace) $99.95*. Matching chair, $119.95*. Step-table by Kroehler, $39.95*.

Let a Kroehler dealer help you with your decorating problems

Decorating decisions can be a frustrating business on a do-it-yourself basis. It makes sense to sit down and talk things over with someone who can help you with color coordinating, mixing of styles, creating a mood, making best use of room space, accessorizing, and so on. The Kroehler dealer invites you to do just that, and we hope you'll accept his invitation.

KROEHLER

THE FURNITURE NAME
THAT GOES INTO MORE HOMES
THAN ANY OTHER IN THE WORLD.

Special savings may be available when you purchase any of these *Lively Living Rooms* as a 3-piece group.

*Suggested prices may vary slightly with location and fabric.

Classic design sofa, $349.95*. Lounge chairs, $109.95* each. Tables, $49.95* each.

Avant design sofa, $239.95*. Mr. chair, $119.95*. Mrs. chair, $109.95*. Tables, $44.95* each.

Surprise your kitchen with an Armstrong vinyl floor

If your kitchen looks twice its age, maybe it needs a change of floor.

A new Armstrong floor can take years off your kitchen. Just look at the ones on these and the following pages. Here are floors in colors to brighten your spirits as well as your decorating . . . designs to suit your budget as well as your taste. And Armstrong vinyl floors not only start out looking beautiful, they stay beautiful with a minimum of care.

See the whole range of Armstrong floors at any flooring retailer listed on the last page of this ad. You owe it to your kitchen. You owe it to yourself.

CUSHIONED VINYL CORLON.
IT'S SO COMFORTABLE YOU WON'T BELIEVE YOUR FEET.
(At left.)
Here's the most comfortable floor that ever happened to a kitchen. Under its tough vinyl surface, there's a thick cushion of long-lasting vinyl foam. Cushioned Corlon gives every time you step on it, then comes right back. Yet for all its comfort, it's as durable as any vinyl floor Armstrong has ever made for your home.

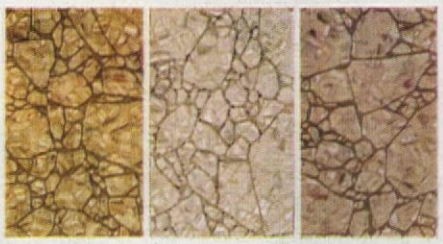

SABRIL VINYL CORLON.
LOOKS EXPENSIVE, BUT ISN'T.
(Right, above.)
A floor should do more than hold up the furniture. It should add color and appeal to a room. The one you see here is a perfect complement to the fabric-and-wallpaper decorating scheme. Sabril Corlon comes in several colorings, designed to bring out the best in today's kitchens.

THE CORONELLE COLLECTION.
BOLD DESIGNS, EXCITINGLY NEW.
(Right, below.)
That Spanish tile floor isn't Spanish tile at all; it's sheet vinyl. A beautiful way to set off the rich woods in the kitchen you see here. This is just one of an exciting, new collection of floors that look like the real thing. Each Coronelle floor is beautifully textured and colored like the material it's patterned after: Spanish tile, brick, or slate.

Armstrong

MONTINA VINYL CORLON.
TEXTURED, PEBBLY DESIGN.
(Left, above.)
Montina is one of the most popular patterns Armstrong has ever made. And one of the most versatile. Its pebbly surface goes beautifully with natural materials like wood, leather, brass. You can use Montina in a single color wall to wall, or you can custom-design your own floor by mixing colors, as we've done here.

EXCELON TILE.
THE DO-IT-YOURSELF FLOOR.
(Left, below.)
This new tile is topped with a layer of special vinyl formula that gives it the richness of solid vinyl. But because it's sturdy vinyl-asbestos at heart, it's very economical. The Custom Excelon pattern you see in the kitchen here is Shalestone. It's one of dozens of colors and designs you can choose from.

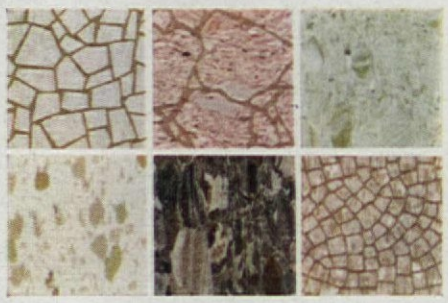

Get your new kitchen floor at one of the Armstrong flooring retailers listed on the opposite page. Many of them offer the new Armstrong Time Payment Plan that lets you have the floor you really want on easy monthly payments. And one more thing: Don't forget to look for the Armstrong name on the roll or carton; it's your assurance of quality.

FREE: Sample and literature kit containing additional information about Armstrong floors for your kitchen and the other active rooms in your home. Write to: Armstrong, 6710 Pine St., Lancaster, Pa. 17604.

Corlon®, Coronelle®, Excelon®, Montina®, Sabril®, and Shalestone are trademarks of Armstrong Cork Company.



Surprise your kitchen with an Armstrong vinyl floor from one of these retailers.

ALABAMA

AUBURN
Kirkley Linoleum & Tile
Opelika Road

BIRMINGHAM
Bill Ricks Flooring Co.
2814 30th Street West
Southern Tile & Carpet Co.
600 3rd Avenue North

DEATSVILLE
Willie Walker Floor Co.
Route 1

DOTHAN
Clark Flooring Co.
1501 Montgomery Hwy.
Stokes Floor Co.
1504 Montgomery Hwy.
Van Ritch Carpet
1605 S. Oates Street

ENTERPRISE
Lolley & Jones Flr. Cov.
115 E. College St.

FLORENCE
James Cpt. Contractors
612 E. Tennessee

FOLEY
Brown Building Supply
West Laurel Ave.

GADSDEN
Terminal Building Supply
820 West Meighan Blvd.

JACKSON
Jackson Floor Covering
Jackson Shopping Center

JACKSONVILLE
William Ingram Floor Cov.
101 East Dyer Street

MOBILE
Custom Flrs. of Mobile Inc.
106 S. Florida St.
The Floor Shop
3018 Airport Blvd.
Gulf Flooring and Supply Co. Inc.
3300 Old Shell Rd.
K-Mart Home Improvement
2550 Government Blvd.
Mobile Rug and Shade Co. Inc.
305 Dauphin Street
Mobile Tile Co.
3400 Beltline Park Dr. N.
Neese Cash & Carry
267 Bayshore Ave.
Stokes Inc.
2814 Government Blvd.
Wise Inc.
461 S. Broad St.

MONROEVILLE
Meltons Cabinet Shop
815 S. Alabama Ave.

MONTGOMERY
Jehle Tile Co.
806 Decatur St.
Jack Wise Floor Co.
225 E. Flemmings Road

SHEFFIELD
Donaldson Rug Co.
408 N. Montgomery Ave.

SYLACAUGA
Swindall Tile Co.
Hwy. 280 Bypass

TUSCALOOSA
Russell S. Lee Floor and Tile Co.

FLORIDA

BRADENTON
Bradenton Tile & Flr. Sup.
5020 14th St. W.
Cohenours Upholstery & Floor Cov.
5020 14th St. W.

COCOA
Brevard Floor Covering Co.
708 Forrest Avenue

DAYTONA BEACH
Bond Howell Lumber Co.
200 South Seagraue St.

DELAND
Bohren Tile Company, Inc.
122 East Rich Avenue

DELRAY BEACH
C. C. Cook and Company
98 N. E. Fourth Avenue
James H. Jurney Co.
4 East Atlantic Avenue

FERNANDINA BEACH
Porter & Lovequist Color Center
P.O. Box #224

FORT LAUDERDALE
S. Adams Floor Cov. Co.
1201 N. E. 31st Avenue
Bud's Carpet & Tile
4980 North Highway 7
Galloway Floors & Carpets, Inc.
3269 W. Broward Blvd.
Versatile Flooring Co. Inc.
2889 W. Broward Blvd.

FT. MYERS
Custom Carpets
2461 Fowler
Hesslers Inc.
1784 Fowler

FT. PIERCE
Cardin & Sons
3101 South Federal Hwy.

GAINESVILLE
Central Florida Tile and Marble Co.
1540 Waldo Rd.
Central Paint Stores
636 N.W. 13th St.
House of Carpets, Inc.
534 N. Main St.

HOLLY HILL
Al's Floor Covering Co.
324 Second Street

HOLLYWOOD
Galloway Flrs. & Cpts., Inc.
2370 S.W. 56th Avenue
D. E. Gauger Flooring Co.
825 N. Federal Hwy.
Hollywood Flooring Co.
1310 N. Dixie Hwy.
Hollywood Tile and Terrazzo Company
2110 North Dixie Hwy.

JACKSONVILLE
Bond Howell Lumber Co.
600 East 8th St.
Mary Carter Paint Stores
Four Convenient Locations
Cut Rate Lino. & Tile Co.
3819 Main Street
Do It Yourself, Inc.
3018 Lennox Ave.
Lloyd and Lee, Inc. Coleman Flooring Co. Division
812 S. Edgewood Ave.
J. C. Penney Co.
Regency Square and Gateway

JUPITER
A & B Floor Covering, Inc.
N/S Jupiter Street

KEY WEST
Holm Floor Covering Co.
521 Fleming Street

LAKE CITY
Bond Howell Lumber Co.
1100 N. Marion Street
Brown Vann Paint Store
16 East Orange St.

LAKE WALES
Highland Floor Cov.
107 E. Polk

LAKE WORTH
Abrams Flooring Company
1221 North Dixie Hwy.

LAKELAND
Fashion Floors
842 E. Main St.

LEESBURG
Robert C. Barber Corp.
1309 Center Street

MERRITT ISLAND
Island Floor Covering Co.
725 North Courtenay Pike

MIAMI
Anderson Floor Coverings
6999 N.E. 2nd Ave.
Atlas Flooring Inc.
3850 North Miami Ave.
Curtis-Kaplan, Inc.
290 N.E. 181 Street
Floors & Interiors Inc.
4200 N.W. 2nd Avenue
Hagoods Floors Inc.
2465 N.W. 76 Street
Harry Rich Corp.
8300 Biscayne Blvd.
Tolco
930 N.W. 27 Ave.

NAPLES
Naples Floor Covering Co.
880 Sixth Avenue, South

NEW SMYRNA
Bond Howell Lumber Co.
720 Magnolia Street

NEW SMYRNA BEACH
Lucius Clark Floor Cov. Co.
424 Canal Street

OCALA
Air-Control Products Inc.
2992 S. U.S. Hwy. 441

ORLANDO
American Rug & Lino. Co.
863 North Orange Ave.
Sherrod Floor Cov. Co.
1249 North Orange Ave.
Tropicana Tile & Floor Covering Company
904 North Orange Avenue
Varian's Carpet & Flooring
2502 Edgewater Dr.

PALATKA
Nelson Furniture Co.
1500 St. Johns Ave.

PANAMA CITY
Custom Floors Inc.
741 Harrison Ave.

PENSACOLA
Murphy Floor Covering Co.
4115 North Palafox St.
Jones Floor Covering Inc.
270 North Palafox St.
Pleezing Variety
1980 North "T" St.

PLANT CITY
Cecil Hatley Flooring Co.
Rt. 2 Box 270, S. W. Wilder Road

ST. AUGUSTINE
Bond Howell Lumber Co.
134 Riberia Street

ST. PETERSBURG
Floor Fashions By Robert Fisher
1321 Central Ave.

SARASOTA
Floor Installations Inc.
1900 Main St.

TALLAHASSEE
The Carpet Shop
217 East 3rd Ave.
Harvey Tile Co.
2813 S. Adams St.
Marshall Floor Covering
2029 N. Monroe St.

TAMPA
Capitol Floor Covering
728 S. Dale Mabry
Decor Shop
7728 W. Hillsboro
Top Tile Bldg. Sup. Corp.
2531 W. Hellsbrough St.
Youngs Dependable
2315 Florida Ave.

TITUSVILLE
Floorco, Inc.
3404 South Hopkins Ave.

VERO BEACH
Sherwin-Williams Company
724 21st Street

WEST PALM BEACH
Bonded Floor Coverings
2539 Okeechobee Road
Griffin Flooring Company
Lake Ave. & Southern Blvd.
Johnson Flooring Company
906 26th Street

WINTER HAVEN
Clark Floor Covering
128 W. Central

GEORGIA

ATHENS
Wickes Builders Sup. Ctr.

ATLANTA
Child's Paint & Floor Covering, Inc.
Toco Hills—Roswell Rd.
—DeKalb Ave.
Crescent Paint & Floor Covering Co.
255 Whitehall St., S.W.
Rabern-Nash Co. Inc.
1812 DeKalb Ave N.E.

AUGUSTA
Augusta Furniture Market
1019 Broad St.
Tile Center
1331 Reynolds St.
Wickes
1825 Gordon Hwy.

BRUNSWICK
E. I. Dees & Sons
3807 Norwich St.

CANTON
Jack Floor Finishing
740 Marietta St.

COLUMBUS
Columbus Ceramic Tile Dist.
1400 4th Ave.
Tom Phillips Floor Cov.
511—11th Street
Wickes Lbr. & Bldg. Sup.
449 Brown Ave.

DALTON
Dalton Floorcovering Co.
216 E. Morris

DORAVILLE
Wickes Lbr. & Bldg. Sup.
Buford Highway

DULUTH
Electrical Specialty Co.
147 Buford Hwy.

EAST POINT
Gable Floor Covering Co.
3025 East Point St.

FORREST PARK
Wickes Building Sup. Ctr.
Highway 160

FORT VALLEY
Wilson Galleries
108 West Church Street

MABLETON
Wickes Bldg. Supply Center
Bankhead Hwy.

MACON
Munford Do-It Yourself Store
433 Walnut Street
Wickes
6580 Hawkinsville Rd.

MARIETTA
Malone Floors
300 Cherokee

ST. SIMONS ISLAND
Boynton Tile Co.
206 Mallory Street

SAVANNAH
Custom Floors by Robert
222 Drayton Street
Mar-Jon, Inc.
1106 East DeRenne Avenue
Pa-Ki Floors
4202 Waters Avenue
Savannah Floor Cov. Co.
409 East Broughton St.

THOMASVILLE
Goodrums Floor Cov.
946 S. Broad St.

TUCKER
Moore-Handley Inc.
3602 Lawrenceville Hwy.

VALDOSTA
George Floor Covering
Castle Park Shopping Ctr.
Jayme's Miracle Store
707 N. Ashley

WAYCROSS
Discount Sales Center
404 Albany Ave.
Paint & Tile
506 Isabella St.

MISSISSIPPI

AMORY
Baker Tile & Lino.

BAY SPRINGS
Alexander Hardware

BILOXI
Balius Floor Cov., Inc.
611 Caillavet St.
Leon Balius Floor Cov.
112 W. Division St.
Rhodes Floor Covering
637 Caillavet St.

BROOKHAVEN
Thames & Eady Floor Serv.

COLUMBUS
Superior Floor Co.
300 Tuscaloosa Rd.

CORINTH
Jo-Mar Interiors
Hwy. 72 East

CROWDER
J. O. Edmonson Lbr. Co.

GREENVILLE
Koestler Tile Co.
Hwy. 82 East

GREENWOOD
Meadors Mastercrafted Millwork
105 Short Street

GULFPORT
Custom Floor Cov.
3413 Washington Ave.
Phillips Bldg. Supply
1601 26th Ave.

INDIANOLA
Rodgers Floor & Tile Serv.

JACKSON
C & S Floor Covering
2908 West Capitol Street
Jackson Linoleum Co.
354 Meadowbrook Rd.
Pennock Tile Company
3915 Rainey Road
Pepper Carpets
1019 Pecan Park Circle
Wickes Lbr. & Bldg. Sup.
2850 U. S Hwy. 80, East

LAUREL
Laurel Building Supply
2300 N. Meridian Ave.

MAGEE
Maddox Paint & Floor Serv.
423 South Main

MERIDIAN
Lockhart Lino. & Tile Shop
3813 8th Street

MONTICELLO
Jimmy Davis Floor Cov.

NATCHEZ
Carpet Sales & Service
101 State St.

PASCAGOULA
Krebs Floor Covering
217 N. Market St.

PEARL
Downs Floor Cov.

PHILADELPHIA
Walton Allied Sales

TUPELO
Sherwin Williams
122 S. Broadway
Wickes Lbr. & Bldg. Sup. Center, Inc.
Highway 78 West

NORTH CAROLINA

ALBEMARLE
Homestead Tile Co.
Box 523
Yingling Furniture Co.
154 S. First St.

ALOSKIE
W. H. Basnight & Co.
117 E. Church St.

BELMONT
Jack Fitch Floor Cov. Co.
503 Woodlawn Ave.

BENSON
Holland Furn. Co.
South Wall Street

CARY
Terrys Tile & Lino. Serv.
134 E. Chatham Street

CHARLOTTE
Halls Inc.
1810 E. Independence Blvd.
Howell-Sharpe Stores of Charlotte
2804 Central Ave.
Kerley & Edwards
3721 Statesville Ave.
Kitchen Creations
506 W. Summit Ave.
Southern Flooring and Acoustical
931 East Moorehead

CLINTON
Wickes Lbr. & Bldg. Sup.
Elizabeth Street

DUNN
Godwin Bldg. Sup. Co. Inc.
N. Fayetteville Ave.—Drawer 30
Nu-Home Bldrs. & Sup. Co.
1212 N. Ellis Ave.

DURHAM
American Flooring. & Acoustical Co.
2695 Chapel Hill Blvd.
Colonial Flooring & Acoustical Co.
Morris St.—Imperial Bldg.
Goss Linoleum & Tile Co.
941 E. Main Street

ELIZABETH CITY
L. R. Foreman & Sons
1159 Poindexter St.

FARMVILLE
Wickes Lbr. & Bldg. Sup.
Highway 264

GOLDSBORO
Ceramic Bath Co.
613 S. George St.
Creech's Inc.
209 W. Walnut St.
Wickes Lbr. & Bldg. Sup.
Highway 117, North
Williams Carpet & Interior
2207 E. Ash St.

GREENSBORO
Lowe's of Greensboro, Inc.
2717 Patterson St.
The Wickes Corp.
S. Elm St.
Wickes Lbr. & Bldg. Sup. Center
311 E. Meadowview Rd.

GREENVILLE
Whitehurst Floors
Trade St.

HENDERSON
Home Building Sup. Co.
Norlina Rd.
Alex S. Watkins Inc.
222 W. Montgomery St.

HICKORY
H & A Carpet Sales
Hwy 70 West
Hickory Carpet & Floor Covering
946 7th St. N.E.

JACKSONVILLE
Shepards Floors
210 Henderson Drive

JONNESVILLE
Martin Floor Covering
220 N. Bridge Street

KINSTON
Grady's Bldg. Supply
512-514 E. Vernon
Kinston Bldg. Supply
1310 Greenville Hwy.

LEAKSVILLE
Paige Supply Co.
Highway #87 South

MATTHEWS
Carter Flrs. & Carpets

MOCKSVILLE
Caudell Lumber Co.

MORGANTON
Morganton Floor Cov. Co.
115 South Greene St.

NEW BERN
General Wholesale Building Supply
Hwy. 70 West
Scott Tile Co.
1301 Country Club Rd.

NEW LONDON
Huneycutt Lumber Co.
Rt. #1

NORTH WILKESBORO
Lowes of North Wilkesboro Inc.
Old Elkin Hwy.

OXFORD
Fashion Craft Furn. Mart.
P.O. Box 1246
U.S. Hwy. 15-A South

PINEHURST
Whitesell Bro. Bldg. Sup.
P. O. Box 69, Eastwood

RALEIGH
Hudson Belk Stores
325 S. Wilmington St.
Wickes Lbr. & Bldg. Sup.
Modecai Street, Hwy. 1

REIDSVILLE
Freeway Builders Supply
768 Freeway Drive
Hudson-Lester Hdwe. Co.
112 Settle St.

ROANOKE RAPIDS
Lloyd's
935 Roanoke Avenue
Stephenson's Flr. Cov. Co.
11 E. Second St.

ROCKINGHAM
Lowes of Rockingham, Inc.
Box 1218—U.S. 1 South at Mill Road
Wickes Lbr & Bldg. Sup.
Highway 74

ROCKY MOUNT
Rocky Mount Tile Co.
1711 S. Church St.
Sutton Tile Co.
Englewood Shopping Ctr.

SALISBURY
Wickes Bldg. Sup. Ctr.
Highway 601 Bypass

SHELBY
Shelby Floor Covering
719 Eastview St.
Wickes Bldg. Supply
2245 Kings Rd.

SMITHFIELD
Guy C. Lee Mfg. Co.
210 N. 10th St.

SOUTHERN PINES
J. B. Short Flooring Co.
Duncan Rd.

SOUTHPORT
Blake Builders Supply
Box 878—Howe St. & Hwy. 211

SPRUCE PINE
Spruce Pine Lumber Co.

TABOR CITY
W. F. Cox Supply Co.
West Main Street
Gore's Carpet & Drapery Center
West Fifth Street

VARINA
Wickes Lbr. & Bldg. Sup.
Durham Street

WALNUT COVE
Vance Alley Lino. & Tile

WASHINGTON
Jones Brothers
113 E. 6th St.

WAYNESVILLE
Plemmons Plumbing & Heating Company
165 Hillside Terrace

WHITEVILLE
Lowe's of Whiteville, Inc.
East Main Street
Townsend Builders, Inc.
Magnolia Street

WILMINGTON
Coastal Floors Company
201 S. 42nd Street
Lowe's of Wilmington, Inc.
165 Castle Hayne Rd.

WILSON
Corbett Flooring Co.
206 Maplewood Ave.

WINSTON-SALEM
Hege Linoleum & Tile
1702 Gyro

SOUTH CAROLINA

ANDERSON
Wickes Lbr & Bldg. Sup.
237 N. Tower Street

CHARLESTON
Floorco Inc.
P.O. Box 6126

CHESTER
Peoples Furniture Co.
114 Main St.

COLUMBIA
Alpine Cabinet & Floor Cov. Co.
1104 Miller Ave.
A. B. Watson & Co.
2828 Rosewood Dr.

CONWAY
Wickes Lbr & Bldg. Sup.
1205 Lakeside Drive

DARLINGTON
H & S Furniture Co.
240 Russell Street

EASLEY
McCoy & Simmons
Greenville Highway

ELLOREE
Elloree Builders Supply

FLORENCE
Florence Carpet & Linoleum, Inc.
336 Pamplico Highway
The Wickes Corp.
U.S. 52 at Cashua Ferry Rd.
Wickes Lbr. & Bldg. Sup.
W. Florence Sta.

GREENVILLE
Belk Simpson Co.
Pendleton Street
Wickes Lbr. & Bldg. Sup.
227 Pendleton Street

HANAHAN
Wickes Lbr. & Bldg. Sup.

INMAN
Fowler Floor Covering
Asheville Highway

MULLINS
Coastal Supply Company
W. McIntyre St., Hwy. 76

NEWBERRY
Whitaker Floor Cov.
1101 Boyce Street

NORTH CHARLESTON
Wickes Corp.
2460 Airport Rd.

ORANGEBURG
Wickes Lbr. & Bldg. Sup.
Broughton Street

ROCK HILL
Wickes Corporation
Box 1054

SENECA
Wickes Lbr. & Bldg. Sup.
774 N. First Street

SPARTANBURG
Macco Builders Supply
Boiling Springs Road
Wickes, Inc.
Howard Gap Rd.

SUMTER
Gleaton Floor Cov. Co.
Broad St. Ext.

TIMMONSVILLE
Wickes Lbr. & Bldg. Sup.
508 Center Road

WEST CHARLESTON
Wickes Lbr. & Bldg. Sup.
St. Andrews Branch

TENNESSEE

CHATTANOOGA
Thomas W. Bright Co.,
3908 Hixon Pike
Floorcoverings Inc.
616 Broad St.
Lowes of Chattanooga
6006 Lee Highway

CLARKSVILLE
Clarksville Floor Covering
1022 Pettus St.

CLEVELAND
Sherwin Williams Co.
310 Inman St. N.W.

COLUMBIA
Taylor Floor Cov.
103 Riverside Drive

COVINGTON
Sherwin Williams Co.

CROSSVILLE
C. R. Graybeal & Son

GALLATIN
Bradley Floor Covering
216 N. Locust

GOODLETTSVILLE
Moore Paint Store
102 Memorial Dr.

GREENEVILLE
The Munford Store
922 Snapp's Ferry Road

JACKSON
Wickes Lumber & Building Supply Center, Inc.
1875 Hollywood Drive

JOHNSON CITY
Kyker Furniture Co.
320 East Main Street
Munford Do It Yourself Store
423 West Walnut St.
Widener's Inc.
1107 W. Market St.

KINGSPORT
Brown's Custom Shop
313 E. Sullivan St.
Deels Floorcovering
3204 Memorial Blvd.

KINGSTON
Kingston Tile & Paint Ctr.
155 Race Street

KNOXVILLE
Ceramic Tile Sales Co.,
601 Baxter Ave., N.W.
Vinyard Floorcovering Co.
1127 N. Broadway

MADISON
Madison Floor Covering
338 Old Hickory Blvd.

MEMPHIS
Dixie Lino. & Carpet
3463 Lamar
Hardy Floor Covering
3713 Lamar
Hyman Bldrs. Sup., Inc.
1129 Florida
1000 N. Hollywood
The Kenny Floor Covering Co., Inc.
1532 Madison
Linoleum & Carpet City
430 N. Cleveland
C. E. Thompson Lino. Co.
2550 Southern Ave.

MILAN
Plaza Home Decorating Center
246 Van Hook St.

MURFREESBORO
City Tile & Floor Cov. Co.
233 S. Spring St.
Wickes Lbr. & Bldg. Sup.
219 Castle Street

NASHVILLE
Carter Flooring Co.
2705 West End Ave.
DeGraffenreid Flooring Co.
5343 Charlotte Ave.
Holt Bros. Inc.
1003 Gallatin Rd.
Lowe's
441 Allied Dr.
Wright's Tile & Lino. Co.
1526 Demonbreun St.

OAK RIDGE
The Sherwin Williams Co.
Main Street, Downtown Shopping Center

SAVANNAH
B & R Lumber Co.

SOMERVILLE
Grady Morris & Sons

SPRINGFIELD
Furniture Center
505 Memorial Blvd.

Armstrong

This chest was painted in less than 15 minutes with Krylon Cherry Red Enamel.

Finger-Paint a Knick-Knack.

If you can use a hair-spray, you can paint.

All you need is a can of Krylon® Spray Paint and your finger.

And since Krylon comes in 45 colors, you can finger-paint in almost any color you want. Easily. Quickly. (Krylon dries in minutes. And the finish looks like baked enamel.)

What's more, you can spray Krylon indoors. Outdoors. On metal. On wood.

And when you've become an expert at finger-painting all your knick-knacks, think of all those other (larger) old things you can make look like new.

BORDEN CHEMICAL.

NEWLY REVISED!
Now in its 6th Printing

96 pages. 10" x 12½". Hardbound and sewn. $1 at your Tell City dealer or mail coupon.

The easy, fun way to Early American Decorating

Distinguished Interior Designer Paul Krauss, A.I.D., tells you 14 ways to achieve the Early American look without spending a lot of money. Shows you foolproof method for getting harmonious colors all through your home. Gives you professional decorating advice on many subjects. Also included — room planning kit and full-color room settings and photos of entire line of Tell City Young Republic Solid Hard Rock Maple furniture. You'll want this useful Primer as a permanent part of your library.

TELL CITY CHAIR COMPANY, BOX AI, TELL CITY, INDIANA 47586

☐ Enclosed is $1. Send Tell City Primer of Early American Home Decorating . . . or ☐ Send free folders on Young Republic furniture.

Name.....

Address.....

City.....State.....Zip Code.....

TELL CITY
CHAIR COMPANY
TELL CITY, IND.

THE FAMILY PET
By PATRICIA O'KEEFE

THINKING OF GETTING A PUREBRED PUP?

We're having a "pupulation" explosion in purebred dogs.

The lovable mixed-breed pooch may still be the most numerous of pets, but his purebred cousins are giving him lots of competition. Last year, over one and three-quarter million blueblooded puppies were registered by the American Kennel Club. And that's an all-time high for the 89-year-old AKC.

Some of these puppies were bought to be shown. But the majority were bought by people who simply wanted a fine, purebred dog for a pet.

Top dog among these canine aristocrats is the poodle. The poodle's fashionably trimmed coat may make him look like a wind-up toy. But under the fluff there is a real dog with a bright, lovable, witty personality. Highly intelligent, poodles take to good training, and they are hardly lap dogs either. Whether they come in standard, miniature, or toy size (large, medium, or small), poodles make lively companions for adults and children.

Second on the popularity list for purebreds is the German shepherd. This handsome dog makes an excellent watchdog as well as a pet.

Old favorites—cocker spaniels, collies, and beagles—are now enjoying great popularity. But breeds less well known a few years ago are also making great gains.

Some of the small breeds are very much sought after. In addition to the toy poodle, Yorkshire terriers, Maltese, and Chihuahuas lead the teeny-weeny pack. These miniature pets, which can easily be hurt by rough handling, are not recommended for children. But in spirit, personality, and spunk they are all dog.

Another newcomer is the miniature Schnauzer. A smart little terrier with an expressive face and lots of dash and style, the Schnauzer has a bouncy nature that appeals to people who want a dog with spirit.

For those who prefer a placid pet, the Basset hound is often the choice. Short-legged and long-eared, a Basset has the funniest, saddest face in all dogdom—and the heart of a clown underneath it.

The number of really big dogs is also growing at a remarkable rate. Would you believe there are 37 percent more St. Bernards galloping around? How about 23 percent more Great Danes? If you want a big dog, a big house and yard are handy, but not absolutely essential.

KNOW WHAT YOU'RE PAYING FOR

So, if you're thinking of getting a purebred, large or small, shop carefully—and not only carefully in terms of investing your money. You also want to get, out of the 115 different breeds recognized by the AKC, the dog that most appeals to you and your family.

Selecting a kennel or breeder is the first step. Get recommendations from a veterinarian or from a breed club on people in your area who specialize in raising the breed you want. And then visit them to see the dogs.

Don't just price-shop. The cheapest dog is not the best one. The rarity of the breed, the investment the owner has in raising his puppies, and the quality of the bloodlines figure in a puppy's price.

Know what you are paying for. If your puppy is "AKC registered," make sure the breeder gives you the official papers that are the proof of registration. A pedigree form—actually just a paper that lists a dog's family tree—is not sufficient proof that a puppy is registerable with the AKC.

Sometimes it is also possible to get a puppy that is "pet stock." Because of faults in coloring or conformation, petstock dogs are not potential show candidates. They are not cheap pets, but they are less expensive than show dogs—and still quality animals that make excellent pets.

The kennel owner or breeder who raises good dogs is truly interested in finding good homes for them. Let him help you select your dog, and you'll make a happy investment—one that will pay off in a dog you can be proud to own.

Dogs think it's meat— but it's more.

Top Choice is a new kind of dog food that's actually more nourishing for your dog than a sirloin steak you'd eat yourself. It's made from beef. Loaded with body-building proteins. But it has even more vitamins. More minerals. More carbohydrates. Everything your dog is known to need.

Just tear, serve. There's no can to open. And Top Choice costs no more than the leading canned dog food. Try new Top Choice—the soft, beefy burger for dogs from General Foods.

GF GENERAL FOODS

GIVE THE UNITED WAY.

Burn a pan tonight.

Then rescue it with new Rescue® soap pads.

Rescue attacks burnt-on crust.
Lifts away burnt-on grit.
Cuts through burnt-on grime.

Outcleans even steel wool.

And there's no metal in Rescue to rust or splinter.

For Teflon® try new Scotchbrite® Cookware Scrub'n Sponge

DECORATING NEWSLETTER

IN ST. LOUIS recently we visited interior designer Thea Ramsey, A.I.D., at her town house. A wonderful mixture of modern, old, and antique furnishings and a wealth of adaptable decorating ideas made our visit particularly enjoyable. For example, the house is entirely carpeted with black cotton carpet. And in the bathroom, Mrs. Ramsey took a damask tablecloth that was the wrong size for her new round table and transformed it into a shower curtain (with a plastic liner, of course). Furniture ideas in the house included an unpainted chest which she covered with a collection of thrift-shop paintings, mostly very romantic-looking landscapes in murky browns and greens. In the kitchen, food staples are decoratively stored in wide-mouthed Mexican glass jars. Mrs. Ramsey added tiny drawer pulls on each for easy removal of the cork tops.

GREAT IDEAS FROM ABROAD: Vacationed in Germany and Switzerland recently. Noted: light switches that glow softly in the dark so they're easy to find. Heard from Swiss friends who moved to a new town and are redecorating, that furniture delivery is just as slow as in the States. But the furniture store where they bought the major portion of their things is lending them basic furniture to make the waiting time comfortable. This is not a single case but an everyday practice. Used: Kleenex "Party-Sets" for roadside picnics. They consist of four plastic plates, knives, forks to match, and a gaily colored package of Kleenex napkins. Price? Equivalent of 50c and worth every penny of it. Admired: porcelain soap dishes, designed for easy cleaning, which project from the bathroom wall and have a small hole to let water escape. Also admired the "telephone" or Swiss hand shower that's a matter of course in all bathrooms; ideally convenient for bathtub cleaning and hair washing.

DID YOU KNOW that October is "Carpet Your Bedroom" month? Only about 38 percent of all bedrooms in the U.S. are carpeted. So if yours is among the vast majority of the bare-floored ones, give some serious thought to bedroom carpeting. Especially with winter just around the corner. A carpeted bedroom is not only prettier, it's warmer, cozier, and much, much quieter.

GROSGRAIN RIBBON, the old-fashioned favorite, is now more popular than ever. Not just to tie back those George Washington hairdos the girls are sporting, but in decorating too. Watch for velvet pillows crisscrossed in gay grosgrain stripes, moiré pillows banded in rolled grosgrain in gentle pastels, and bright felt ones with mitered grosgrain borders. Shown recently at Bloomcraft Fabrics were several room settings using grosgrain in even bigger ways. Fabric-covered walls had dado, chair rail, and panel above outlined in inch-wide solid color grosgrain glued to the fabric. This idea could also be used on painted or papered walls. The edges of a bed canopy were trimmed in grosgrain with bows tying each side together at the four corners. Black-and-white striped grosgrain bordered an emerald green bridge-table cover. The color scheme in this card room: red, black, and green.

START WITH THE FLOOR. And it doesn't matter if you want to cover a basement or attic floor, Robbins' new Ultraflor will work. For an overall-pattern effect this continuous vinyl flooring is also the answer. It comes six feet wide for easy installation—it's even flexible enough to cover the wall. Ultraflor requires no waxing. After installation, a finish coat is applied, adding a high gloss. Available in a chip effect in ten colorations (from beige to sea blue with green), it costs approximately $10 a square yard.

Vera D. Hahn

$100 A MONTH FOR LIFE

You may have already won in the

Longines 100th Anniversary

$100.00 A Month INCOME-FOR-LIFE SWEEPSTAKES

"101 Incomes For Life" are reserved for the winners in the Longines 100th Anniversary Sweepstakes! Yes, The Longines Symphonette invites you to enter its newest, most exciting sweepstakes ever! Incomes of $100 a month for life! $500 a year for life! $250 a year for life! $100 a year for life! And—other prizes. More than 70,000 chances to win!

The Longines Symphonette Invites You To Listen FREE for 10 days

The Great AL HIRT

takes you through the HEART AND SOUL OF DIXIELAND JAZZ!

The thrilling sound of *real* Dixieland Jazz is yours to play again and again for 10 days FREE! 48 superb selections by Al Hirt and his musicians! The Roaring Twenties alive again!

FREE record album just for visiting New Orleans and having the time of your life!

Can't you just picture the happy people dancing through the streets as AL HIRT leads them on a gay march to the tune of THE SAINTS GO MARCHING IN! And just imagine the fun you will have when Al Hirt visits your home through the magic of records . . . and takes you down to New Orleans for a Mardi Gras of Dixieland Jazz! WABASH BLUES!, ST. LOUIS BLUES, HINDUSTAN, BILL BAILEY, TIGER RAG, SWEET GEORGIA BROWN, BEALE STREET BLUES, SOUTH RAMPART STREET PARADE . . . there's a special kind of magic in those songs when Al Hirt plays them! That golden trumpet of his transforms every note into a delicious treat!

DIXIELAND JAZZ — surging, powerful music that can be wild or melancholy . . . spirited or sensitive . . . but always mellow melody with a free heart and soul! Call it Jazz or call it Ragtime . . . it is the real folk music of America and knows no generations! Do you remember those Roaring Twenties songs? CARAVAN! UP A LAZY RIVER! BASIN STREET BLUES! DIDN'T HE RAMBLE! WANG, WANG BLUES! Well, this just-released Longines Symphonette Treasury has them all, for this *is* THE HEART AND SOUL OF DIXIELAND JAZZ! 48 great selections on five thrilling records, 10 sides with more than 2 hours of sheer happy Mardi Gras fun. You'll call in the neighbors when this AL HIRT Treasury arrives in your home . . . for that's when the party will begin! Rousing good fun . . . that will bring back memories as no other kind of music can! But — prove it to yourself! LISTEN FREE FOR 10 DAYS.

YOUR FREE RECORD ALBUM IS A CLASSIC OF ITS KIND!

"Roaring 20's Ragtime" with a stirring Dixieland banjo. AND you keep this collector's album as our FREE gift just for listening FREE for 10-days to the Al Hirt Treasury! You don't have to buy, have *no* continuing obligations, just an opportunity to hear the greatest Treasury of its kind we have ever released! Decide to own this five-record Treasury and send only $5 a month until just $13.98 (plus postage-handling) is paid! KEEP YOUR FREE GIFT RECORD ALBUM featuring the Dixieland Banjo of Dave Wierbach *even* if you return the Treasury to owe nothing! But act at once while the first-pressing edition is still available! Mail card or coupon *today!*

FREE record album! ROARING 20's RAGTIME

Take this FREE record album when you audition the great Al Hirt five-record Treasury (no obligation to buy)!

This record will raise you right out of your seat and keep you calling for "More!" "More!". Ten selections including Alabamy Bound; Dixie; Hello My Baby; Waiting for the Robert E. Lee; Bye Bye Blues; Do Lord . . . and 5 more! Keep this collectors edition even if you return the Treasury!

48 GREAT SELECTIONS! **$5** a month or $13.98! Stereo Edition less than 38¢ a record more!

YOU SAVE ON THE WORLD'S FINEST MUSIC! YOU ALWAYS LISTEN FREE FOR 10 DAYS! THE LONGINES SYMPHONETTE IS THE HOME OF THE WORLD'S MOST BEAUTIFUL MUSIC!

100 YEARS OF SERVICE

1867 THE LONGINES-WITTNAUER WATCH COMPANY 1967

Look at this list of selections! Truly, THE HEART AND SOUL OF DIXIELAND JAZZ!

Bill Bailey
Stardust
Darktown Strutters Ball
Up a Lazy River
Tiger Rag
Chicago
Lullaby of Birdland
St. Louis Blues
Hindustan
I Can't Get Started With You
Sweet Lorraine
Basin Street Blues
Wabash Blues
High Society
New Orleans
Deep River
Tailgate Ramble
Look Down That Lonesome Road
Stumblin'
Battle Hymn of the Republic
Beale Street Blues
Caravan
Down By the River Side
After You've Gone
When My Sugar Walks Down the Street
Mississippi Mud
South Rampart Street Parade
When the Saints Go Marchin' In
. . . and many more!

USE POSTAGE-PAID CARD OR COUPON TO ENTER SWEEPSTAKES!

The Longines Symphonette Society

SYMPHONETTE SQUARE • LARCHMONT, N. Y. 10538

Please send my FREE album along with the five-record Al Hirt Treasury for FREE 10-day trial. If I am not delighted, I may return the Treasury and have no further obligation. Otherwise, I send just $5 a month until only $13.98 (plus modest postage and handling) is paid. I keep FREE album no matter what I decide.

Please Check One: ☐ High Fidelity ☐ Stereo (just $1.88 more)

☐ Mr.
☐ Mrs. _____
☐ Miss
Address _____

City _____ State _____ Zip _____

01 02 10390-008

☐ NO—Do not send FREE record, but let me know if I have won. I have copied number from card bound in this magazine.

Number _____

©C.S., Inc. (Please print carefully) 10390-008

How sweepstakes works... The Longines Symphonette has reserved the described gifts for holders of lucky numbers, selected by electronic computers under the direction of the D. L. Blair Corporation. Each Lucky Number coupon submitted by an adult 21 years or older will be checked against the official list of winning numbers. Employees of The Longines Symphonette and its affiliates, or of this magazine or persons less than 21 years of age, shall not be eligible. Your entry must list the official lucky number, and must be checked YES or NO. Entries must be received by March 31, 1968. This sweepstakes is subject to all Federal, State and Local regulations. Prize winners will be notified by mail. If you send a self addressed stamped envelope a representative list of prize winners will be sent to you.

Even the gurgle-maker is stainless steel.

The gurgle-maker is the mechanism at the bottom of the pot that makes the coffee perk. In most pots, the gurgle-maker and other inside parts aren't stainless, and bitter oils build up. In this Toastmaster coffee maker, everything the coffee touches is stainless steel, gurgle-maker and all. It stays cleaner and your coffee tastes better. Another thing —Toastmaster's See-Level handle shows how much coffee is left—from 4 to 12 cups. See the Toastmaster model M521 at your favorite store soon.

TOASTMASTER®

Toastmaster Division
McGraw-Edison Company
Elgin, Illinois



NEW PRODUCTS

MAINLY FOR MEN

1 Until now the home craftsman who wanted a drill with more muscle than the usual ¼-inch model went to a ⅜ inch. For anything larger there were only the professional-sized ½-inch models which are big and more costly. Black & Decker has changed the picture, however, by introducing a ½-inch drill that is little larger than a ¼-inch unit. It hefts nicely and has an auxiliary handle for easy holding during use. Speed is 550 rpm and price is $26.66.

Speaking of drills, the average do-it-yourselfer gets only a fraction of the usefulness out of his drill. For this versatile tool can do literally hundreds of jobs. All you need is the right accessory.

Recently, we used a ¼-inch drill equipped with a 68c sanding disk to dress down some edge-glued cabinet doors. The disk is made of rubber and mounted on a short arbor. The sandpaper clamps to the front. To use, you grasp the drill body and tilt it at a slight angle to the work so that less than half the disk lightly touches the surface, cutting parallel with the grain where possible.

We've used the same attachment to feather the edges of chipped paint before refinishing a wall. It does the job in seconds. Doing this takes care, to avoid cutting the plaster, but spackling the accidental cuts takes only seconds.

Another time, we equipped a ¼-inch drill with a small cup-shaped wire wheel to literally whisk the chipped, crumbling paint off a window frame. Again, the job took seconds and saved much hand scraping and sanding. The glass seemed impervious to the wires.

And a man we know uses a cloth buffing wheel to bring his shoes to a high shine in seconds. (If you try this, touch the leather very lightly or you'll end up with suede shoes.)

In using drill accessories, the relatively high speed of a ¼-inch drill is often a disadvantage. A variable speed drill or a lower-speed, heavy-duty unit are easy answers. Or, get a speed reducer. One type works with any power tool by varying the amount of current reaching the motor. Another, which uses gears, goes in chuck.

So, before tackling your next project, look around a good hardware store. Chances are you'll find a drill accessory that will save you hours of time and lots of effort.

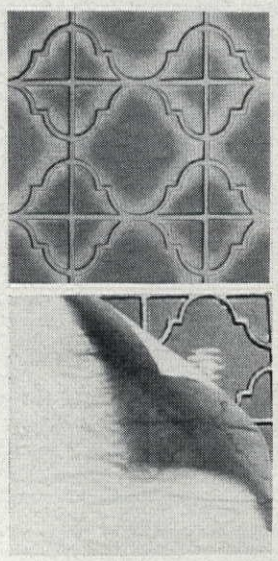

2 Another work saver comes in the form of self-adhesive wall and flooring materials. Latest examples of the former come from Decro-Wall. That firm has introduced a realistic three-dimensional imitation of sunbaked terra-cotta. It's a vinyl material in 12 by 12 inch squares. To apply, you remove a paper backing, uncovering tabs of adhesive. Press the panels onto any sound wall surface and you're done. You get eight panels for $3.50. Also from Decro-Wall are a stick-tab cork in richly textured dark brown (about $4 for four square feet) and a good-looking marble pattern selling for $3.50 per six square feet. (continued)

Help send the U.S. Team to the Olympics!

Buy any Friskies product.
Send us the label.
Friskies will donate the purchase price to the U.S. Olympic Fund.*

ENTER
Friskies
SWEEPSTAKES

Win an Olympic Vacation for two. Or one of 1,077 other exciting prizes.

GRAND PRIZE!

Trip for two via TWA

StarStream Jet to the Winter Olympics in Grenoble, France, Feb. 5-18, 1968—plus revolutionary fiberglass skis from AMF-VOIT®; poles, boots, bindings, private ski lessons, food, lodging, and Olympic tickets.

2 second prizes
Your choice of an exciting high performance AMF Ski Daddler Cruiser snowmobile or a beautiful championship quality AMF Grand Prix® Billiard Table.

25 third prizes
Revolutionary filament fiberglass AMF-VOIT skis; and poles.

50 fourth prizes
AMF "Classic"® bowling ball with exclusive three dot built-in guidance system.

1000 fifth prizes
Choice of AMF-VOIT basketball, football, volleyball or soccerball.



For alternative way (without label) and how to enter, get blanks and rules at your grocery store.

*The Friskies donation could go as high as $100,000 as a result of your efforts. The more labels you send, the more you help your team. (The U. S. team, unlike teams from many other countries, is financed entirely by private contributions.)

Sponsored in cooperation with the United States Olympic Committee.

Subject to all Federal, State and Local regulations.

FRISKIES® Pet Foods, Carnation Company, Los Angeles, California

Did your wife decorate your house in Genuine Elegant Uncomfortable?

Recognize yourself? Squirming and shifting, trying to get yourself comfortable in a chair that refuses to let you.

We think it's time you stopped sitting around complaining and stood up for your rights.

Every man who works eight hours a day supporting a wife and kids deserves a chair he can call his own.

And that chair is a Stratolounger.

The Stratolounger is a reclining chair he can really and truly relax in.

A chair that lets him put up his feet without his wife putting him down.

The Stratolounger can move in as many positions as you want. For every one of your "fidgets," there's a comfortable position.

Whether you're lounging around watching T.V. or just plain relaxing, your feet, your legs, your neck, your back, your "everything" never had it so comfortable.

There's another side to a Stratolounger that you may not care about, but your wife does.

A Stratolounger isn't ugly. In fact, some people have grown to love it.

There are Stratoloungers in a lot of different colors, fabrics and styles from Early American to Mediterranean to Modern. Many are even protected with Scotchgard stain-repellent.

You can buy a Stratolounger for as low as $99.

But this is no time to think about money. Not when the head of the family is walking around, searching for a place to sit down.

Stratolounger American Furniture Mart, Chicago 60611

Stratolounger®

The chair a man can call his own.

For dealer near you call any hour *free:* (800) 243-1890. (In Connecticut call collect: 325-4336).

Flintkote has come forward with the first self-adhesive flooring material we've seen. Called Peel and Stick, it's a vinyl asbestos that comes in 9 by 9 inch squares. Again, you remove a paper backing and press into place. The adhesive grabs with tremendous force, as we found when trying to remove a tile we tried in our office. Tiles are suitable anywhere in the house, as long as the floor is flat, clean, free of wax. Tile for an 8 by 10 foot room costs under $30.

3 Fastest and simplest way to spruce up a front entry is to change the door. This particularly handsome design is made of ponderosa pine with strong dowel joints. The Fiesta, made by Ideal, is 3 feet by 6 feet 8 inches and costs about $60.

4 Hotpoint's Porta-Cold refrigerator, a 2.1-cubic-foot unit finished in white or deep beige, is perfect for TV snack times. It sells for $89. Cart is $20.

5 A new line of circular saw and saber saw blades is coated with heavy-duty Teflon. They're made by H.K. Porter under the Disston brand name. Coating prevents rust, gum buildup, and provides lubrication. Thus, you cut faster and cleaner, with less motor wear. Circular blades from 6½ to 10 inches in diameter cost $3.55 to $5.45. Saber blades come in ¼-inch universal shank style and ½-inch reciprocating shank style. Sizes run 3 to 10 inches, at 65c to $1.49.

6 The trouble with hacksaw blades is they won't change direction readily. But the Super-Saw changes that. This tool is a rod that fastens to a hacksaw in place of the blade. Bonded to it are particles of tungsten carbide, which act as teeth. They are hard enough to cut tool steel, glass, and tile. And, you can change direction just about at will. From International Fiberglass; about $3 each.

7 Seamless resilient flooring, previously a contractor item, is now available in a do-it-yourself kit. Marketed by General Polymers Corporation, it contains materials for a colored base coat, multicolored vinyl chips, and several coats of polyurethane. Covers 25 square feet and the price is $14.95. Applied with paintbrush and roller, this flooring goes over any clean, sound floor surface. It's said to be extremely durable and maintenance free.

8 Going from home to office, more and more busy executives find that portable tape recorders are ideal for recording conferences, making notes in the car, and dictating letters while traveling.

One that we've been using to good effect is a cartridge-loading General Electric model that retails for $69.95. Loading and flopping tapes is literally a snap, and clearly labeled push buttons take all the guesswork out of recording, playback, rewinding, etc. Another good choice is a new reel-to-reel type from Wollensak. It gives good fidelity for its price class ($89.95) and features a choice of automatic or manual control of recording level. Recording time runs as high as six hours on a five-inch reel. Both machines operate on regular current or flashlight batteries and come with earphones.

All prices approximate

By Arthur J. Maher

Ralph Huszagh, Architect

Designed by Lee Blake

Eugene Voita, Architect

The better homes in your neighborhood have wood windows.

Have you noticed?

Everyone does. For wood windows say *quality* in ways no other type of window can.

They add architectural interest—outside and inside. Weathertight, they cut down drafts in winter. They keep homes cooler, more comfortable in summer, too. Wood is simply a better insulator against heat and cold. And wood windows won't "sweat" the way other types do. No water drops. No dripping sills. And no problems with ruined walls or wallpaper.

No matter what style of home you have, standard Ponderosa Pine Wood Windows will help make your home a better home.

Send for our "Window Book"—16 pages filled with facts and design ideas that will help you plan your new home or remodel your present home. Just send your name, address and 25¢ to us.

PONDEROSA PINE WOODWORK
and the Western Wood Products Assn.
Dept. AH-107, 39 S. La Salle Street
Chicago, Illinois 60603

This advertisement is one of a series presented in cooperation with the American Plywood Assn. and the Western Wood Products Assn.

Are you a loser?

Losing sleep every night on a cramped, old-fashioned double bed?

You can be a winner.

Of a new Super size Beautyrest Supreme in Simmons $1,500,000 Sleepstakes.

Don't lie awake nights thinking about a bigger bed. You may have already won a new Super size Beautyrest Supreme. How do you find out? It's simple. No purchase required.

Take this coupon to your furniture or department store. If the picture on your coupon matches the one in the store, you've won your choice of a Super size Beautyrest Supreme mattress and box spring foundation.

Choose the new Queen-size double bed (60" x 80") and enjoy 20% more sleeping room. Or the King-size (76" x 80") with 50% more stretch-out comfort. You'll get single-bed comfort in either one of these supersize double beds. But that's not all.

Every Beautyrest has an exclusive individual coil construction. Each coil works separately. Free to give you the flexibly firm support your body needs.

In the Beautyrest Supreme, Simmons has added a luxurious new cushioning above the coils called Simflex®. This modern miracle material gently molds itself to the shape of your body. Buoyantly cradles you over the firm coils below. Like floating on air.

So why be a bedtime loser? There are $1,500,000 worth of Super size winners. You owe it to yourself to check your coupon now.

BEAUTYREST BY SIMMONS

Sleep like a lamb, wake like a lion.

This little coupon could win you a Super size Beautyrest Supreme set

OFFICIAL RULES

1. No purchase required.
2. Take this official Sleepstakes coupon to any store selling Simmons. Match the illustration printed on your coupon with the prizewinning illustration carried by all bedding salesmen. You are a prizewinner if the illustration and position of the sleepers on your coupon are exactly the same as that on his winner's card. The store will give you complete instructions for claiming your prize.
3. You will receive your prize upon verification by the judges, D. L. Blair, Inc., that yours is one of 5,175 winning coupons appearing in national magazines. Florida residents must answer a skill-testing question if they have a winning coupon. Entries are void if Simmons Sleepstakes coupon is altered in any way.
4. Sleepstakes closes Nov. 1, 1967. All winning claims must be postmarked by that date. This offer is open to residents of the U.S. except Simmons employees (and their immediate families), its dealers, distributors, advertising and sweepstakes agencies, or firms publishing this advertisement and their respective production agents.
5. Only one winner per family. All decisions of the judges are final. Sleepstakes is void in Wisconsin and wherever prohibited by law and is subject to all federal, state and local regulations.

CHARGE! BUILD OUR CAMPAIGN CHEST

Here is high-level strategy to combat storage problems. Campaign chests were originally built for British officers to tote their gear from one charge to the next. Our modern version with its authentic decorative brasses will make a handsome addition to your home. We built this chest of readily available solid mahogany and mahogany faced plywood (use any hardwood with plywood). If you are concerned about cutting the lumber your dealer may be able to cut it for you from the pattern. Source for brass hardware is listed in the pattern. Built in two sections, together they measure 17" deep, 42" wide, and 42¼" high, overall. Pattern costs $1.

Stack two sections or use separately.

Fill out coupon and enclose check or money order. New York State residents please add sales tax. Allow 3 to 4 weeks for handling and mailing. (Sorry we are unable to handle Canadian, foreign or C.O.D. orders.) To avoid delays please indicate your zip code.

American Home Magazine, Dept. CCO
P.O. Box 76, New York, N.Y. 10046

Campaign Chest CCO-1009.....$1.00

PLEASE PRINT NAME

ADDRESS

CITY STATE ZIP CODE

Photographer: Harry Hartman

The Civilizing of the Shag.

For years shag rugs have been those wild things that bachelors or career girls put into their first away-from-home apartments. Very soft. Very shaggy. Very non-Mom. In civilizing the shag we wanted to keep that bachelor essence, but maybe attract a mom here and there.

So, we snipped some of the shag, but snipping doesn't necessarily mean shaving. And we twisted each fiber for extra strength.

The result is a soft wiggle-your-toes kind of carpet, easy to vacuum, even easy to walk in in high heels. In lots of fibers, some under $9.00 a square yard. From tame to very, very wild. (As a matter of fact the colors are the only thing about the shag we didn't civilize.)

Come on, Mom, how about it?

LEES
CARPETS

©1967 Lees Carpets, a Division of Burlington Industries

PLANT A CROCUS SPRING!

Is there a happier, more familiar harbinger of spring than a clump of crocuses poking through the snow? As long as flowers have been cultivated, crocuses have warmed winter-weary hearts and brightened bleak landscapes. If you ever visit the palace of King Minos in Crete, you will see them blooming in frescoes painted 4000 years ago!

So you won't miss out on the pleasure of repeating history in your garden next spring, get outdoors now and dig! Crocuses have to be put in the ground before it freezes, so don't delay. Planting is easy: Dig a hole about six inches deep, mix bone meal with the soil at the bottom, then add soil until the hole is about three inches deep. Plant crocus corms in clumps rather than singly and set them from three to six inches apart.

After you've planted your crocuses, they will need no further care, other than the customary weeding and watering in dry spells. They'll multiply and produce more flowers for you than you ever expected. Dividing is not necessary unless the clumps become very crowded. Good drainage is a must.

Crocuses need very little fertilizer in established gardens. They do best in a sandy loam laced with humus, but no fresh organic matter. Work some bone meal into the soil in the spring, after the shoots come up. In new gardens, enrich the soil with bone meal and dried cow manure before planting. Never give bulbs, including crocuses, a fertilizer that's high in nitrogen or a quick-growth fertilizer. To assure that your bulbs will have adequate nourishment from year to year, never cut off their leaves before they turn brown!

Depending on where you live, you can expect crocus bloom as early as February or March. Some of the earliest to flower are Crocus imperati, lilac, sieberi, purple, anacyrensis, orange-yellow, 'Cloth of Silver,' lilac and white stripes, and susianua ('Cloth of Gold'). The blooms we show are 'Blizzard,' left, and 'Queen of the Blues,' right. Both are giant hybrid Dutch crocus.

Photographer: Guy Burgess

The Warners had a deep-seated decorating problem.

See how beautifully Ethan Allen helped them solve it.

The Warners' problem was Mr. Warner. He didn't fit into the type of dining room Mrs. Warner wanted.

She dreamed of a delicate, elegant room. And delicate was something Mr. Warner was not.

So the Warners took their problem to our Ethan Allen gallery. You see above the happy solution we helped them find.

We're not just furniture salesmen, but skilled home planners, anxious to help with any decorating problem. We listened to Mrs. Warner's ideas. Looked at Mr. Warner. Then suggested American Traditional in gracious Sheffield cherry.

We helped Mrs. Warner coordinate her carpet, draperies and wallpaper panels. Sconces, candlesticks and accessories are all from the Ethan Allen collection—each carefully chosen to achieve the delicate elegance Mrs. Warner was after.

Mr. Warner? He finds American Traditional "downright comfortable".

Decorating problem at *your* home? Let us help. There are over 2,000 designs in the Ethan Allen collection. All open stock. All "in style" forever.

You'll find them all pictured in color in complete room settings, along with many important do's and don'ts on decorating, in our 9″ x 12″, 336-page Ethan Allen Treasury. You'll also see our many lamps and accessories. For your *free* copy, stop by your nearest Ethan Allen gallery.

☐ Please send name of my local Ethan Allen gallery, where I can obtain a *free* Treasury.

☐ I enclose $2.50. Please send the 336-page Treasury direct to me.

Send to: Ethan Allen, Dept. AHE-107, P.O. Box 376, Minneapolis, Minn. 55440. Please print clearly.

Name _____

Address _____

City _____

State _____ Zip _____

Ethan Allen We care about your home...almost as much as you do.

AMERICAN TRADITIONAL INTERIORS

Wanted: You!

If you want extra money and have spare time to put to use, this is for you! You can spend your spare time taking orders for magazine subscriptions—and earning generous commissions.

Just send us your name and address on a postal card. In return, we will send you our offer with starting supplies. From then on, YOU are the boss. Subscription work of this type can be carried on right from your own home. As an independent representative, you may work whenever it is most convenient for you.

Write that card today. Information and supplies are sent at no obligation to you.

MOORE-COTTRELL SUBSCRIPTION AGENCIES, INC.
Dept. 485, North Cohocton, New York 14868

Why gamble? Insist on
BACCTO®
POTTING SOIL
For over 50 years the choice of professional growers and home owners. From the producers of famous Baccto Peat.

HYPONeX®
Soluble **PLANT FOOD** Complete
Grows Better Plants in Soil, Sand or Water
Preferred by millions of users for over 25 years. Simply dissolve and water your house plants, garden flowers, vegetables, shrubs and lawn. Clean! Odorless! Feeds instantly. If dealer can't supply, send $1 for 10-oz. can, postpaid. Makes 60 gallons.
HYDROPONIC CHEMICAL CO., Copley, Ohio 44321, U.S.A.

CANADIAN HEMLOCK
For true GRACE and BEAUTY—These sturdy, well rooted 3-yr. 10" to 12" plants are ideal for background or hedge in sun or shade. Trim to desired height.
Postpaid — No C.O.D.
Write for FREE CATALOG
25 for $6.00
100 for $21.95
MUSSER Box 1-J INDIANA, PA.

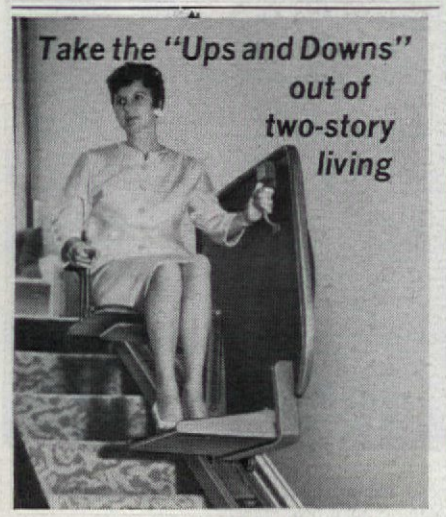

Install an *Inclinette*

There's no need to sell your two-story home because someone must avoid climbing stairs. Install an Inclinette on your present stairway and ride upstairs and down with the push of a button.

Inclinette is a must for the handicapped and elderly and a real convenience for every member of the family.

Write for new, free booklet

This colorful booklet tells about Inclinette, the 2-passenger Inclin-ator, and "Elevette" — our modern home elevator.

INCLINATOR COMPANY OF AMERICA
2251 Paxton St., Harrisburg, Pa. 17105

ARE YOU FINANCIALLY READY TO MOVE?

Among home buyers, financial planning is like motherhood—the need for it is so obvious that it's not talked about enough. Result: for some families the enjoyment of home ownership is impaired, if not destroyed, by a rash of unexpected bills.

Fortunately, it's not difficult to solve this problem. All it takes is some hard, analytical, advance thinking about *all* the financial ramifications of your new house.

Perhaps the key to this discussion lies in the phrase, "all financial ramifications." For most families are correct in assessing their ability to cover the down payment, mortgage, taxes, some repairs, heat, etc. But they fall down by not realizing how many fringe expenses can result from buying a house and moving to a new location.

Ironically, the second or third home buyer—the experienced home buyer we hear so much about these days—can fall down just as readily as the first-time buyer. And he sometimes does.

IF IT'S A "BETTER HOME"

The children are growing up and need more room. Of course, that's not really all they have in mind. The family income has gone up. They've grown understandably status-conscious. All of which is fair enough. But will a move to the second or third home accomplish what they're aiming at? Will the higher price of the bigger and better home justify the move, with its accompanying expenses, in all the ways important to the breadwinner?

A pleasanter neighborhood, with a prestige connotation and better schools is surely a prime objective. An environment that invites participation in a more enjoyable social life is an appealing prospect for the growing family. Then there's the desire not only for more space in the house itself, but for a little more elegance—perhaps bigger and better bathrooms, more living areas such as a music room and study, and professional landscaping outdoors.

The point is: a home and area that can provide all these things cost money—often enough money to make the buyer scale down his objectives to the point where he ends up with a home that's just a *little* bit bigger, a *little* bit better, and just a *little* bit more expensive. He settles for a halfway house that presupposes still another move before he gets where he really wants to be.

If the above paragraphs sound as though we're talking about you, stop and think. From a purely financial point of view, the halfway house can prove more expensive than a costlier home bought in, say, three to five years from now, when you're better prepared.

Remember that the moving costs alone to the halfway house would run into hundreds of dollars. Closing costs may be as much as $400 to $500. Then there's the basic expense of discarding certain furnishings that won't fit in and buying replacements. These are substantial extras when you consider that you'll have to repeat them in a few years when you take another step up in house hunting.

Let's assume you now have an equity of $4500 in your present home, with a $15,000 mortgage for 25 years on your $18,000 house. Monthly payments are $91.35. You're seriously considering moving into a $27,500 house, with a $22,000 mortgage for 25 years at 6¼ percent.

Your income is $12,000, or $9600 net. That's $800 a month. You figure on making a down payment of $5500. This sum will come out of the profit from the sale of your present home plus your equity. With real estate values having increased about three percent you can expect to sell for about $20,700.

After paying off the mortgage, if there's no prepayment penalty involved, you'll have about $7200. After the down payment on the new house, about $1700.

Now how will you stand?

Your new mortgage payment of $145, plus another $90 for taxes, insurance, and heat, puts your monthly housing costs at $235, in round figures.

On a take-home pay of $800 a month, with your current

(continued on page 104)



3 SEPARATE SWEEPSTAKES
OVER 9,000 WINNERS
Enter one or enter all three

Dog owners have the opportunity of a lifetime in the Purina Dog Chow Triple Treasure Spectacular. You can enter the sweepstakes of your choice . . . for the prize of your choice . . . or triple your winning chances by entering all three!

Only dog owners can enter! That means your chances to win are better than ever! No purchase or coupon redemption required to participate. See contest rules for full details.

PLUS . . . use the attached coupon for a free triple treasure for you and your dog. Helps you get a healthy, happy dog. He gets the hearty meaty taste and complete nutrition of Purina. Purina Dog Chow . . . so complete in every way that all you add is love.

RULES

1. Just print your name and address on any or all of the attached entry blanks . . . or on a 3" x 5" piece of plain paper.
2. With each entry enclose a weight circle from any size package or bag of Purina Dog Chow (or Purina Puppy Chow); or hand print in plain block letters the words "PURINA DOG CHOW" (or "PURINA PUPPY CHOW") on a 3" x 5" piece of plain paper. Mail entries for "PURINA KING OF THE ROAD" sweepstakes to "PURINA KING OF THE ROAD" sweepstakes, Box 35568, Minneapolis, Minnesota 55460. Mail entries for "PURINA GLOBETROTTER" sweepstakes to "PURINA GLOBETROTTER" sweepstakes, Box 35566, Minneapolis, Minnesota 55460. Mail entries for "PURINA SEAFARER" sweepstakes to "PURINA SEAFARER" sweepstakes, Box 35570, Minneapolis, Minnesota 55460. **No purchase or coupon redemption required to participate.**
3. All entries must be postmarked before midnight, December 31, 1967, and received no later than January 8, 1968.
4. You may enter in all three sweepstakes as often as you like, but each entry must be submitted according to the rules and mailed separately. Winners must accept prizes within specified time, no substitutes. Ralston Purina reserves the right to confirm ownership of dogs. Extra entry blanks are available wherever Purina Dog Chow or Purina Puppy Chow is sold, or can be obtained by writing to: Triple Treasure Sweepstakes, Box 35571, Minneapolis, Minnesota 55460.
5. Entries become the property of Ralston Purina Company. None to be returned.
6. Winners of the "PURINA KING OF THE ROAD" sweepstakes, the "PURINA GLOBETROTTER" sweepstakes, and the "PURINA SEAFARER" sweepstakes will be chosen at a drawing conducted by the Adams-Burke Corporation. Winners will be notified by mail. Note: a list of winners will not be available until March 1. To receive a copy, send a stamped self-addressed envelope to Triple Treasure Sweepstakes, Ralston Purina Co., 200 Checkerboard Square, St. Louis, Missouri 63199.
7. All residents of the United States, its territories and possessions may enter, except residents of states or localities where a sweepstakes is taxed, prohibited or otherwise contrary to law. These sweepstakes are subject to federal, state and local regulations.
8. Employees of Ralston Purina Company, its subsidiaries, its food brokers, dealers and its advertising and judging agencies are not eligible.

NO PURCHASE REQUIRED TO PARTICIPATE

DOG OWNERS . . . HAVE THE TIME OF YOUR LIFE!

Win the prize of your choice . . . enter the sweepstakes of your choice

in the PURINA DOG CHOW $150,000 TRIPLE TREASURE SPECTACULAR

Only dog owners can win! Your chances to win have never been better!

SWEEPSTAKES 1

10 FIRST PRIZES
G.E. Portable Transistor TV Sets

25 SECOND PRIZES
2-piece set (man's or woman's) of American Tourister Luggage

60 THIRD PRIZES
Bulova Automatic Calendar Watches

3000 FOURTH PRIZES
Revere Instant Loading Cameras

$50,000 GLOBETROTTER SWEEPSTAKES

GRAND PRIZE

A two-week holiday for two via TWA StarStream jet to London, Paris, Rome and the Riviera . . . plus $5,000 spending money

Name_____

Address_____

City_____ State_____ Zip Code_____

MAIL TO: "PURINA GLOBETROTTER" Sweepstakes, P. O. Box 35566, Minneapolis, Minnesota 55460.

I enclose one weight circle from any size Purina Dog Chow (or Purina Puppy Chow) or the words "PURINA DOG CHOW" (or "PURINA PUPPY CHOW") hand printed in plain block letters on a 3" x 5" piece of plain paper to be eligible for the contest.

SWEEPSTAKES 2

6 FIRST PRIZES
Vespa Motor Scooters

10 SECOND PRIZES
Frigiking Auto Air Conditioners . . . installed

200 THIRD PRIZES
Schick Cordless Rechargeable Shavers (His or Hers)

3000 FOURTH PRIZES
Seth Thomas Travel Alarm Clocks

$50,000 KING OF THE ROAD SWEEPSTAKES

GRAND PRIZE

1968 air-conditioned Mercury Cougar, plus a $5,000 American Express Credit Account

Name_____

Address_____

City_____ State_____ Zip Code_____

MAIL TO: "PURINA KING OF THE ROAD" Sweepstakes, P. O. Box 35568, Minneapolis, Minnesota 55460.

I enclose one weight circle from any size Purina Dog Chow (or Purina Puppy Chow) or the words "PURINA DOG CHOW" (or "PURINA PUPPY CHOW") hand printed in plain block letters on a 3" x 5" piece of plain paper to be eligible for the contest.

SWEEPSTAKES 3

2 FIRST PRIZES
Lone Star boats . . . with 40-hp Chrysler outboard motors and trailers

50 SECOND PRIZES
RCA Victor 4-band radios . . . including AM/FM and 2 short wave

200 THIRD PRIZES
Pfleuger fishing rods and reels

3000 FOURTH PRIZES
Thermos picnic jugs

$50,000 SEAFARER SWEEPSTAKES

GRAND PRIZE

A 25-foot Owens Cruiser . . . plus AMF Voit water skis, snorkels and a Thermos picnic chest

Name_____

Address_____

City_____ State_____ Zip Code_____

MAIL TO: "PURINA SEAFARER" Sweepstakes, P. O. Box 35570, Minneapolis, Minnesota 55460.

I enclose one weight circle from any size Purina Dog Chow (or Purina Puppy Chow) or the words "PURINA DOG CHOW" (or "PURINA PUPPY CHOW") hand printed in plain block letters on a 3" x 5" piece of plain paper to be eligible for the contest.

If you want to get more cleaning power out of your dishwasher, put more cleaning power into it.

New fortified Electrasol now has extra power... 20% more active cleaning ingredients than any other leading brand. That's what it takes for brighter, more sparkling dishes.

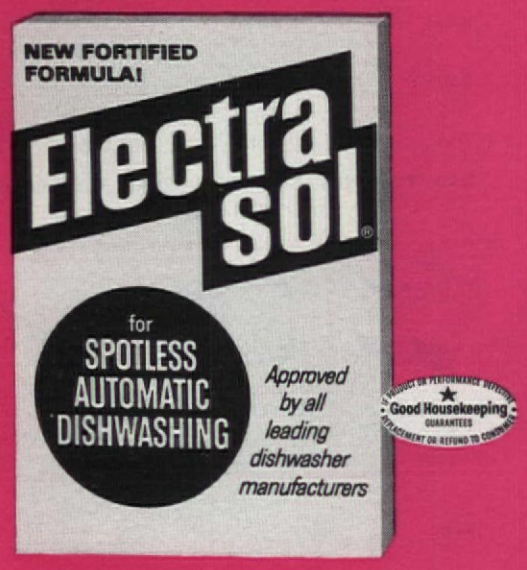

ECONOMICS LABORATORY, INC., St. Paul, Minnesota

MONEY MANAGEMENT

By MARY FEELEY

THE ABC'S OF INVESTING

Today, one of the most readily available commodities around is investment advice from the man who shouldn't give it. Unfortunately, an ability to forecast the stock market didn't come packaged with the first shares he ever owned and which he bought yesterday. All he really knows about what the market's going to do is what J. P. Morgan learned in a long and moneyed lifetime: "It will fluctuate."

But people today are hungry for know-how in investing money. Years of inflation behind, and almost certainly ahead, have shaken their faith in the fixed dollar as a sole dependence. In a restless mood, they figure there's some place they can plant a dollar today and reap some variable cost-of-living dollars in a foreseeable tomorrow. But where's the most fertile field for planting?

About 20 million men and women are actively seeking it. Some figure they've found it. At least that number, it's estimated, has some financial interest in America's business and industry.

According to the New York Stock Exchange, more than 600,000 people are members of investment clubs of one kind or another. Member firms of the Exchange estimate that more than 200,000 individuals deposit a fixed amount of money in some kind of monthly investment plan. And the National Association of Investment Clubs says there are about 132,000 individuals participating in neighborhood investment clubs.

If you're a potential investor in today's sophisticated money-conscious atmosphere, you may be going on the assumption that you know nothing, and neither does your best friend. But maybe you've decided you want to learn the language of the investment world anyway, and then possibly take a crack at it —when you're also prepared to take a risk.

There are a number of ways to learn some ABCs: Through lectures and courses set up by the New York Stock Exchange, available in many cities around the country; through neighborhood investment clubs; through films and seminars that explain how mutual funds work; through commonsense books and brochures by the pros who don't guarantee that you'll become rich overnight.

INVESTMENT COURSES OFFERED

The Investors Information Department of the New York Stock Exchange has prepared two courses on investments and securities that more than 4000 brokerage houses around the country offer to the uninitiated. One is a one-shot session, the other a nine-session course. Both are free and anyone can attend. Their aim is to dispense information about market operations, investment terminology, basic steps in buying stocks, how to read stock listings and market reports. The nine sessions, of course, are more rewarding than a one-time session could be.

These courses take it for granted you don't know much, if anything, about investing, so there's no obligation on your part to look intelligent. You only have to listen. The sessions may be held at brokerage houses, adult education centers, or libraries. Sometimes they are set up for civic clubs.

If there's no brokerage house or stock broker in your community, a request for either of these courses can be made to a broker in a nearby, large city. Or a request can be sent to the New York Stock Exchange, Investors Information Department, 11 Wall Street, New York, N.Y. 10005. They will cooperate in arranging courses for a community provided, of course, an organized group is sufficiently interested to assure a justifiable attendance. The nine-session course is usually arranged for evening hours, so that husbands and wives can attend together.

There's also increasing opportunity for the more experienced investor to keep abreast of the financial world. Individual stock brokers give brief, more technical courses, usually geared to the audience that already has its feet wet and is

prepared to grasp technical analysis, options, convertible bonds, etc.

Another indication of the growing public interest in investments and securities is the Saturday morning session held by a Stock Exchange member firm in a medium-size eastern city. The firm invites a local business executive to discuss market trends as he sees them from his position in industry. Some Saturdays as many as 400 people come to listen.

NEIGHBORHOOD CLUBS

Learn by doing is the idea behind the neighborhood investment clubs which have formed around the country. They now number 8000 with an individual membership count of more than 130,000 according to the National Association of Investment Clubs. It's estimated that 25 percent of the members are women—a claim that seems substantiated by club names such as "Bulls, Bears, and Bunnies" and "Dowager Jones."

While these names may be facetious, the intent of the clubs is earnest enough. Through group activity, members learn how to make use of study materials, set up steering committees, read financial reports, and pool their $10 a month apiece (usually) in an actual stock purchase.

The NAIC, which declares itself an independent organization not owned by an individual or company, will supply such groups with a manual ($3) explaining how to set up a neighborhood club so that it can function efficiently, what to do at the first meeting, how to use study materials, and plan programs. The association also puts out a monthly magazine which reports on market activity and on the doings of the neighborhood investment clubs.

Anybody who wants to start a neighborhood investment club can discuss it with a local broker or write to NAIC, 1300 Washington Boulevard Bldg., Detroit, Michigan 48231.

MUTUAL FUNDS FILMS

Steadily increasing is the number of would-be investors who want to know more about mutual funds that offer the individual professional money management. As a result, the Investment Company Institute, securities dealers, and individual funds are expanding their channels for dispensing information to the public.

As one example, private groups and civic organizations around the country can avail themselves of two films explaining what mutual funds are and how they work. During the past year some 150 women's clubs in various areas requested these films, which are free from the Investment Company Institute, 61 Broadway, New York, N.Y. 10006. One is a cartoon-type film, the other a straight presentation. A request for showings can also be relayed to the Institute through a local securities dealer.

Brochures on mutual funds prepared by the Institute (free on request) include one directed at the increasingly large audience of women who want to realize some return on their money at a reasonable risk. It is called "A Woman's Guide to Mutual Funds."

Mary Feeley has her own Family Financial Planning Service in New York City and is author of Associated Press's syndicated column, "Live Within Your Income."

New "Can Do" Quick Method for

Homemade yeast bakings in ⅓ less time!

Surprise! A "one rise" way to make real homemade yeast bakings! A unique combination of ingredients makes this the quickest and easiest recipe ever. It's new from Betty Crocker and Gold Medal Flour. Bake beautiful, golden loaves, dinner rolls, sweet rolls...and, in ⅓ less time! New recipes...same Gold Medal "Can Do" confidence! Get 11 different recipe variations now in specially marked Gold Medal sacks.

can do!

If you want a smart, new ceiling but aren't a do-it-yourselfer...

Gridline™ Cushiontone® Suspended Ceiling

Wood Grain Ceiling

Pinehurst Cushiontone Tile Ceiling

Have you put off covering up that tired, cracked, or peeling ceiling because you don't want to install a new ceiling yourself? Wait no longer! All you have to do is visit the nearest Armstrong Certified Ceilings Center (see opposite page), and talk to the people there. They're ceiling pros. They'll help you choose your new ceiling and have it installed, too. The only thing you have to do is make up your mind which Armstrong Ceiling you want. (If you change your mind and want to do it yourself, they'll advise you on that, too.)

Pictured above are just three.

Gridline Cushiontone Suspended Ceiling (left). These panels rest in a metal frame below your old ceiling. They hang down slightly to create a striking 3-dimensional effect. It's a perfect cover-up for an unsightly ceiling. And Gridline is easy on the ears, too, because it's acoustical.

Wood Grain (center). This ceiling gives you the look of rough random planks; Wood Grain has a deep, grainy texture that's ideal for recreation rooms and dens.

Pinehurst Cushiontone (right). You get a handsome, swirled-plaster effect with Pinehurst. But these tiles won't crack, chip, or peel. This ceiling has been installed with staggered tiles—an imaginative touch that can be lent to any Armstrong tile ceiling.

There are 30 more Armstrong Ceilings where these came from. The people at your Armstrong Certified Ceilings Center will be happy to show you the complete selection. Why not pay them a visit soon.

CEILINGS BY **Armstrong**

. . . look here!

Armstrong

CERTIFIED CEILINGS CENTER

ALABAMA

BESSEMER
Long-Lewis Hardware Co.

BIRMINGHAM
Homewood Lumber Co.
Stephens Building Supply

CULLMAN
Buettner Bros. Lumber Co.

ECLECTIC
O. C. Hardin Hardware

HUNTSVILLE
Huntsville Bldg. Material

LANETT
Cook & Sons Lumber Co.

MONTGOMERY
Bear Lumber Co., Inc.
Thames Building Supply Company, Inc.

NORTHPORT
Albert Holman Lumber Co.

SELMA
Selma Building Mtls. Co.

TUSCALOOSA
Ricks & Sons Hardware

TUSKEGEE
Connor Brothers

ARKANSAS

BALD KNOB
Forbes Lumber Company

CLARKESVILLE
Ozark Hardwood Lbr. Co.

DARDANELLE
Rennae Sims Builders Sup.

HEBER SPRINGS
Mullens Builders Supply

HOT SPRINGS
Harlon-Noe-Battle Lbr. Co.

PIGGOTT
Cox Lumber Company

PINE BLUFF
Pine Bluff Building Mtls.

SEARCY
Wood Freeman Lumber Co.

TRUMAN
Holt Lumber & Hdw. Co.

FLORIDA

BOCA RATON
Causeway Lumber Co.

BRADENTON
Lewis Lumber Co.

CHARLOTTE HARBOR
Home Supply Center Inc.

CLEARWATER
Pinellas Lumber Co.

COCOA BEACH
Smyth Lumber Co.

DAYTONA BEACH
Dunn Lumber Company

DELRAY BEACH
Ocean City Lumber

EAU GALLIE
Cash Builders Supply Inc.

FORT LAUDERDALE
Causeway Lumber Co.

FORT PIERCE
Tylander Lumber

GAINESVILLE
Combs Lumber & Sup. Co.

HAINES CITY
Townsend Lumber Co.

HIALEAH
Hialeah Lumber Co.
Home Lumber & Sup. Co.

HOLLYWOOD
Mack Industries

JACKSONVILLE
Carolina Lumber Co.
Dawkins Lumber Co.

LAKELAND
Joyner Lumber Co. Inc.

LAKE WALES
Townsend Lumber Co.

LEESBURG
Romac Lumber & Sup. Co.

MIAMI
Arch Creek Lumber
Trail Builders Supply Co.

OCALA
Dixie Builder Supply
Marion Hardware

OJUS
Jus-Rite Builders Sup.

ORLANDO
Mills Nebraska Lumber
Smyth Lumber Company

ORMOND BEACH
Ormond Lumber & Supply Co., Inc.

PALMETTO
Palmetto Lumber Co.

PANAMA CITY
Panama Machinery & Sup.

PENSACOLA
Owsley Lumber Co., Inc.

PLANT CITY
McGwin Lumber Co.

POMPANO BEACH
Jus-Rite Builders Supply

ST. PETERSBURG
H. C. Anderson Lumber Co.

SARASOTA
Orange State Lumber

SEBRING
Central Builders Supply

TALLAHASSEE
Pichard Inc.

TAMPA
Tampa Ceiling Co.

VERO BEACH
Crosby Builders Sup. Co.

WEST PALM BEACH
Butler Bros. Lumber Co.

WINTER HAVEN
Berry Builders Supply
Villa Lumber, Inc.

GEORGIA

ALBANY
East Albany Lumber Co.

AMERICUS
Shiver Lumber Co.

ATLANTA
Robert Spector Lbr. Co.

BAINBRIDGE
Willis Lumber Co., Inc.

BAXLEY
Hunter Johnson Lbr. Co.

COLLEGE PARK
College Park Supply Co.

COLUMBUS
C. F. Williams Lbr. Co.

CORDELE
Cordele Sash, Door & Lumber Co.

CORNELIA
Habersham Hardware Co.

GAINESVILLE
Davis-Washington Lbr. Co.

MACON
Powell Builders Supply

NEWNAN
Hollis Lumber & Sup. Co.

STATESBORO
Smith Supply Co.

SWAINSBORO
R. J. Waller Co.

WAYCROSS
Enterprise Mfg. Co.

LOUISIANA

ABBEVILLE
Abbeville Lumber Co.

BATON ROUGE
Parish Lumber & Sup. Co.

BURAS
B & G Lumber Co.

CUT OFF
Dufrene Lumber Yard

DENHAM SPRINGS
Bayou State Discount House, Inc.

FRANKLINTON
Johnson's Hardware, Inc.

HARVEY
Westside Lbr. & Sup. Co., Inc.

HOUMA
Houma Brick & Box

JENNINGS
Jennings Lumber Co., Inc.

LAKE PROVIDENCE
Madden Lumber Yard Inc.

MONROE
Standard Lumber and Hardware Co., Inc.

NEW ORLEANS
Carruth Bros. Lumber Co.
Fine Woods Company
Geo. Kellet & Sons Inc.
Lumber Products Inc.
Orleans Lumber, Inc.
Ply Woods, Inc.
Sam Dash & Son
Southern Hardware & Lumber Co., Inc.
Stone Lumber Co., Inc.
Simon Streiffer Home Supply Center
W. H. Ward Lumber Co.

PONCHATOULA
L. C. Builders Supply

SHREVEPORT
S. P. Weaver Lumber Co.

SULPHUR
Starlin Lumber Company

THIBODAUX
Lafourche Lumber Co., Ltd.

WEST MONROE
Sanders Building Mart

WINNFIELD
Harrel Builders Supply Co.

MISSISSIPPI

ABERDEEN
Bradley Lumber Company

CLARKSDALE
Ben A. Crawford Jr. Co.

COLUMBIA
W. W. Wolfe Lumber Yard

CORINTH
General Building Sup. Co.

FOREST
Lackey Lumber & Building Material Store

GREENVILLE
Building Products Wholsle.

GULFPORT
Bourgeois Materials Co.
Builders Wholesale Supply Co.

MONTICELLO
McLain & Barnes Hardware Co., Inc.

MOSS POINT
Foster Lennep & Sons Building Materials

NATCHEZ
Hootsell Lumber Co.

NEW ALBANY
Union Lumber Co.

OXFORD
Elliott Lumber Company

PASCAGOULA
City Lumber Co.

PETAL
Pee Gee Colorizer Center

TUPELO
Tupelo Lumber Company

VICKSBURG
Enterprise Plumbing Co.
Mississippi Lumber Co.

NORTH CAROLINA

AHOSKIE
W. H. Basnight Co., Inc.

BURLINGTON
Alamance Builders Inc.

CHARLOTTE
H & S Lumber Company

DURHAM
Coman Lumber Company
West Durham Lumber Co.

ELIZABETH CITY
L. R. Foreman & Sons Lumber Co.

FOREST CITY
Henson Timber Products, Inc.

GREENSBORO
Pegram-West, Inc.
Tile Shop

HENDERSON
Alex S. Watkins, Inc.

HICKORY
M. G. Crouch Lumber Co.

LAURINBURG
Sinclair Lumber Co.

LENOIR
Caldwell Builders Supply

LUMBERTON
Scarborough Bldrs. Sup. Co.

MOCKSVILLE
Caudell Lumber Company
Mocksville Building Supply

MOUNT AIRY
Foy Lumber Co.

NEW BERN
General Wholesale Building Supply

NEWTON
Twin City Builders

NORTH WILKESBORO
Quality Builders Supply

RALEIGH
Carolina Builders Corp.

ROCKY MOUNT
Carolina Building Supply

RONDA
W. E. Sale & Sons

SANFORD
Lee Cabinet Company

SILER CITY
Home Builders Supply Co.

WILSON
Lowes, Inc.

WINSTON-SALEM
Fogle Brothers

OKLAHOMA

BLACKWELL
Bynum Lumber Company

CLAREMORE
Everitt Lumber Company

CLINTON
Clinton Lumber Company

ENID
Bank Lumber Company
Caton Lumber Company

GUYMON
Lumber Mart

McALESTER
Hutchison Lumber

MUSKOGEE
H. E. Ketcham
Lane-Morse Lumber

NORMAN
Norman Lumber Co.

OKLAHOMA CITY
Buford White Lumber

SAPULPA
Gibson Lumber Company

SHAWNEE
Bison Lumber Company
Buford White Lumber

STILLWATER
Ingham Lumber Company

TULSA
Dickason-Goodman Design Centre
Hope Lumber & Sup. Corp.

WOODWARD
C. E. Sharp Lumber

SOUTH CAROLINA

CAMDEN
Camden Builders Supply

CHARLESTON
Van Smith Building Mtl. Co.

CHESTER
J. R. Hamrick & Son

FLORENCE
Maxwell Campbell

JOHNSTON
V. E. Edwards & Brother

LAKE CITY
F. H. Sullivan, Inc.

MANNING
Palmetto Building Supply

MYRTLE BEACH
Chapin Company

ORANGEBURG
Home Builders Supply

SALUDA
V. E. Edwards & Brother

SIMPSONVILLE
Simpsonville Lumber Co.

SPARTANBURG
Clement Lumber Co.

SUMTER
Shaw Lumber Company

TAYLORS
Taylors Lumber Co.

TURBEVILLE
Coker Builders Supply

WILLIAMS
Russel D. Warren Building Material Co.

TENNESSEE

COOKEVILLE
Builders Supply Co.

DECHERD
Henley Supply Co.

DYERSBURG
Forcum-Lannon Lbr. Co.

GALLATIN
Durham Manufacturing Co.

GREENFIELD
Greenfield Lumber Co.

JACKSON
Five Points Lumber Co.

JAMESTOWN
Potter's Shopping Center

KNOXVILLE
John H. Schaad & Sons
Witt Building Mtls. Co.

LA FOLLETTE
La Follette Hardware & Lumber Company

LEBANON
Roberts Builders Sup. Co.

MADISONVILLE
Tate Builders Supply

MARYVILLE
Anderson Lumber Co.

MORRISTOWN
Hamblen Lumber Co., Inc.

NASHVILLE
Old Hickory Box & Lbr. Co.

NEWPORT
Rhyne Lumber Co.

OBION
Forcum-Lannon Lbr. Co.

RIPLEY
Chas Griggs Building Materials, Inc.

SELMER
Standard Lumber Co.

SERVIERVILLE
Carl Ownby & Co.

TRIMBLE
Forcum-Lannon Lbr. Co.

UNION CITY
McAdoo Builders Sup. Co.

WAVERLY
Waverly Lumber Co.

TEXAS

ATLANTA
G. W. Morse Lumber Co.

BAYTOWN
Britton-Cravens

BEAUMONT
Builders Discount

BORGER
Morton Lumber Company

CLIFTON
Central Texas Lbr. Co., Inc.

DALLAS
Kuhn Brothers Lumber Co.
Lyon-Gray Lbr. Co. of Texas

DEL RIO
T. J. Moore Lumber Yard

FORT WORTH
Chesser Lumber Co.
Chickasaw Lumber Co.

FREDERICKSBURG
National Bldg. Centers, Inc.

GILMER
Construction Sup. Co., Inc.

GRAHAM
Morrison-Smith Lumber Co.

HOUSTON
Contractors Supply & Lumber Co.

INGRAM
T. J. Moore Lumber Yard

IRVING
Ratteree Building Materials

JUNCTION
T. J. Moore Lumber Yard

KARNES CITY
Rowan Lbr. & Sup. Co., Inc.

LAREDO
City Lumber Company
Herring Price Lumber

LONGVIEW
Moffett-Mikeska Lbr. Co.

NEW BRAUNFELS
National Bldg. Centers, Inc.

SAN ANTONIO
Moffett Lumber Company
Nogalitos Lumber Co.

SAN MARCOS
National Building Centers

TEXARKANA
Dempsey Building Mtl. Co.

TYLER
Gulf State Lumber Co.

VICTORIA
Rowan Lumber & Supply Co., Inc.

WICHITA FALLS
Norriss Bros. Lumber

YORKTOWN
Home Lumber Company

Armstrong

COOKING WITH Kellogg's

crusty SPAMbake

New idea for dinner: you make it quick with SPAM and Kellogg's Corn Flake Crumbs.

½ cup KELLOGG'S CORN FLAKE CRUMBS
2 tablespoons brown sugar
⅛ teaspoon ground cloves
1 12-ounce can SPAM
2 tablespoons prepared mustard
Pineapple slices
Melted butter

1. Combine Kellogg's Corn Flake Crumbs, brown sugar and cloves.
2. Cut SPAM crosswise into eight slices. Spread both sides of slices with mustard, then coat generously with a flavor crust of Corn Flake Crumbs mixture. Place SPAM and pineapple slices individually in a foil-lined shallow baking pan; do not crowd. Brush pineapple slices with butter.
3. Bake in moderate oven (350° F.) 20 minutes. Serve on heated platter, placing a SPAM slice on each pineapple slice. Add parsley, if desired.

Yield: 4 servings of 2 slices each.

SPAM IS A REGISTERED TRADEMARK FOR A PURE PORK PRODUCT PACKED ONLY BY GEO. A. HORMEL & CO., AUSTIN, MINN., U.S.A.

THE MOST FROM YOUR AUTOMOBILE

By WILLIAM J. TOTH

THE 1968 CARS ARE HERE

The 1968 cars are here and so are the federal regulations concerning the safety standards they must meet. Although a few of the original standards have been shelved, most of them will be found on the new models.

However, don't go to the showrooms expecting to see radically modified styles and a car immune to accidents. Most of the safety equipment and devices are not obvious nor are they completely new. In fact, many of the devices have been available in the past as options.

Manufacturers are not told what to install but rather what the performance standard is. The type of equipment to meet this standard is left up to the builder. For instance, the government says a car must be able to stop within 342 feet from 80 miles per hour. The manufacturer is left with choices of a disc or drum brake as long as it performs within the set limits of 342 feet.

Briefly, here are some of the important safety standards you can look forward to in your 1968 automobiles:

- Breakaway or nonprotruding control knobs labeled clearly and within the driver's reach even though being restrained by a seat belt.
- An improved collapsible-on-impact or energy-absorbing steering column.
- More efficiently working window defrosters.
- Windshield wipers that will sweep a minimum of 90 times per minute.
- Chrome-covered devices must be dulled so as not to reflect glare.
- Fuel tanks must resist rupture and leaks in case of an accident.
- Sharp projections such as spinner hubcaps are outlawed.
- Door latches and locks must be stronger to resist impact opening.
- Window glass must be improved to reduce splintering.
- Outside mirror is mandatory.
- Inside mirrors must breakaway on impact.
- A dual brake system in case of a front or rear-brake failure.
- Seat anchorages must be strong enough to resist breakaways on an impact.
- Mandatory lap and upper torso belts for outside front seat positions with lap belts for other seats in the rear.

ABOVE AND BEYOND THE CALL OF FEDERAL REGULATIONS

Besides the mandatory safety standards, manufacturers have added many devices voluntarily that will add to your safety. Here are a few:

- A breakaway gear shift lever on impact.
- A horn-rim control built into the steering wheel.
- Head restrainers.
- Padded and flattened spoke steering wheels which will cushion you on impact.
- New antithief devices, including better locks on doors and steering wheels.
- Better exhaust control.
- Plastic coat hooks to prevent injury.
- Side lights or reflectors front and rear.

Following are some of their individual highlights.

AMERICAN MOTORS

The big news at American is the all-new Javelin sports car. It's a clean-looking, semi-fastback that will compete in price and performance with Mustang.

The Rambler American with its tremendous price cut in 1967 will remain in this exclusive position to seriously compete with all U.S. and foreign compacts.

The solid, well-appointed station wagons will prove to be quite popular and will be a real temptation to the buyer with a family in mind.

Besides many refinements and improvements, three outstanding features are:

- Door handles outside are set flush in the door panel; guaranteed not to break fingernails.
- New preset impulse locking system on the front doors.
- Tread-wear indicator molded into the tire tread.

CHRYSLER CORPORATION

Basically the family car intermediates will undergo the most drastic changes. But remember that Chrysler cars underwent big changes and quiet ones last year so they will be riding with minor modifications.

The Dodge Charger has perhaps undergone the most radical change. It lost its fastback roof and significant changes were made inside to lower production costs and to improve its appeal for a larger market.

Chrysler took a cue from Ford and has its own dual-opening tailgate on the station wagon. Rear vision is being improved by adding devices to keep rear windows clear of rain, dust, and fog.

Besides changes in grilles and rear ends, look for the following:

- A more powerful engine in the Barracuda which basically will remain the same in design.
- Fastback models in the Coronet Dodge and Plymouth Belvedere.
- Side panel changes in Dodge Polara and Monaco.
- Comfort and convenience improvements in the luxury car Imperial. No major changes.

FORD MOTOR COMPANY

The Lincoln Continental Mark III will make its debut as the top car of the company in luxury as well as price. The family car of Fairlane and the whole line has undergone a bumper to bumper change.

Interestingly, bucket seats on many seem to be fading in favor of the bench seat on many models. This of course, eliminates the center console and gives more room for a third person. Some of the things you will see at the Ford-Lincoln and Mercury dealers are:

- Slight grille changes and subtle improvements to refine the Thunderbird.
- Quality improvements in the Cougar but basically it stays the same.
- A sporty two-door hardtop fastback called the Torino which should capture the dashing and the young.
- Fords with concealed headlights and a broader crossbar in the steering wheel to absorb energy on impact.
- Power and performance will be added to the Falcon.
- Mustangs are staying with present design but will have more options.
- The Mercury intermediates will be called Montegos.
- Mercury Cyclone will be another eye catcher in fastback design.
- The big Mercury Brougham offers a wider selection of interiors.
- The traditional design will be maintained in the Lincoln and the convertible will be dropped.
- Rancheros will be equipped with almost everything a passenger car has, but will still serve as a light truck.

GENERAL MOTORS

Cadillac will top the field with the largest engine and this will be reflected down the GM line. But in order to keep extra lights going and power-consuming devices operating, extra horsepower is necessary.

Front-door window vents are disappearing in favor of a full window while windshield wipers are disappearing down into a concealed slot on the hood. Numerous special features on the GM cars are:

- Slight body changes in the Camaro.
- A completely new body in Chevy II.
- A longer Chevelle with crisp lines.
- The traditional sculptured flowing side fenders of the Buick.
- A further refined Buick Riviera.
- Similar grille designs in all Pontiacs with the Grand Prix retaining concealed headlights.
- A simple, clean grille and bulging fenders will identify the Olds F-85.
- Subtle refinements in the Olds 98.
- A longer, lower, cleaner Corvette.
- A strikingly beautiful front on the Toronado, improving its looks.

THE CHOICE IS STILL YOURS

Which car should I buy? Sit down and determine your needs and how much you can afford. Shop around and then make the choice.

Millions of dollars go into building safe roads and safe cars and thousands of people including your family are concerned about your safety. And yet with all of this concern the most important factor is whether you have the desire to drive safely all the time. This important choice is still yours also.

Mr. Toth is a professor at the Center for Safety Education, New York University.



Your husband says, "How come you can't make a great cup of coffee like my sister?"

Maybe you need a Corning Ware coffee maker like the one you gave her last year.

This year, give your husband great coffee. Give yourself a Corning Ware coffee maker.

We make it easy for you to make a great cup of coffee.

A Corning Ware coffee maker is easy to clean because it's made from Corning's unique Pyroceram® brand material. Coffee oils don't cling to it. So when you make today's coffee you don't wind up serving a little of yesterday's coffee.

You can have a Corning Ware percolator in the size you want: 4, 6, or 9-cup. Prices start at just $8.95 in either All-White or with the familiar Cornflower emblem.

No matter which one you select, make this the year you give yourself a Corning Ware coffee maker. Your husband deserves it.

CORNING WARE®
COOKWARE BY CORNING

Corning promises to replace any CORNING WARE product that ever breaks from temperature extremes. Just return the pieces to a CORNING WARE Products Dealer. Corning Glass Works, Corning, N.Y.

CORNING WARE, AND PYROCERAM are trademarks of Corning Glass Works.

Good idea?

Here's 1,000 more

Like how to make Austrian curtains. Or divide a room. Or make the most of your lighting. "1,001 Decorating Ideas" magazine is filled with other practical ideas, too: for instance, how to decorate so that you can take it with you when you move. Or how to make a bathroom look marvelous, a closet hold more, a kitchen a joy to work in.

Plus pages of room settings and furniture. Far too many ideas to tell you about here. Don't you think it's a good idea to buy a copy today? Extra! Extra! For the first time a Fall Edition. On sale where drapery fabrics are sold and on newsstands in the United States and Canada or send 50c in coin to Conso, Dept. AH-2, P.O. Box 325, New York, N.Y. 10010.

Conso®
Creators of 1,001 Products for Home Decorating



By RALPH FREAS

WHAT'S NEW IN SIGHT AND SOUND

When Tom Edison recorded "Mary had a little lamb" on a tinfoil cylinder in 1887, he was a far cry from the quality level of today's phonographs. Indeed, his "talking machine" might have been completely unintelligible to listeners of his day had he not recorded something that would have been familiar to any five-year-old. However distant sounding and scratchy the voice intoning "MAY — ree — HA — duh — LIT—tull . . .", a listener knew from the cadence that the lamb would surely follow.

FROM LOW TO HIGH FIDELITY

From this cranking start, recorded home entertainment began its painfully slow climb toward Olympian excellence, a peak unseen and only dimly imagined. The race to the summit—to push a metaphor perhaps too far—came in the late 1940s with the introduction of the long-playing record and the first stirrings of what might be called a real hi-fi movement. The movement is important.

Dedicated music listeners—as much as the manufacturers of audio components—have been responsible for the high quality, sound-reproducing equipment available today. That's right. High fidelity wasn't promoted into existence like in-flight movies and chlorophyllized puppy biscuits. People don't know they want such things until they're promoted. But music? Music lovers didn't have to take their cue from anyone. They knew they wanted to feel Beethoven's energy without the restraints imposed by technical recording problems. And they wanted to experience every nuance of the orchestral color on Debussy's palette. They wanted, in short, the concert-hall realism so long promised and so little realized. Today, they can have it.

AUDIO EQUIPMENT

Of course, not everything that is hi-fi in name is hi-fi in fact. And the person just venturing toward its enjoyment has to learn what's available in terms of equipment performance. It helps at the outset to know that our ears are capable of perceiving, at best, sound waves ranging in frequency from a low of 16 cycles (vibrations per second) up to 15,000 cycles, give or take a few thousand. The fundamental tones of all the instruments of an orchestra do not cover so wide a range, although their overtones do.

As a consequence, today's hi-fi equipment makers set forth performance specifications directly related to our ability to hear. Amplifier manufacturers, for example, will boast of being able to reproduce tones from 30 cycles to far beyond our listening capacities—out to 30,000 cycles. And this broad frequency range will be stated in terms of both distortion (cleanliness of sound across that broad spectrum) and power (loudness of sound).

Incidentally, the lab procedures by which these standards are derived have been established by a self-regulating industry group, the Institute of High Fidelity (IHF) and the specifications of different brands can be compared as an index of quality.

Loudspeakers are a different breed of audio gear. Like other components their performance is measurable. But performance specifications are not the whole story. Two different brands may have the same specifications but sound quite different. How so? Well, it's like the difference between violins; a Stradivarius and a Guarneri will play the same range of notes but with difference in tone even though both are played by the same musician. When you shop for loudspeakers, you have to listen for comparable differences.

THE ALL-IN-ONE SET

So far, our concern has been with component high-fidelity equipment—which is to say, hi-fi in parts. But the same general rules apply to appliance high fidelity—the all-in-one cabinet set. In the past, manufacturers of appliance hi-fis made few claims for their products in terms of specifications. They believed that the general public, unlike the hi-fi hobbyist, wasn't overly (continued on page 114)

See how harmony reigns over diversity of style and finish in Rapport. The Mimosa Yellow of the custom painted Flemish cabinet enlivens the ash veneer of the lamp table . . . the walnut veneer of the cocktail table. And this, with a thoroughly contemporary glass top on a Baroque base is an articulate example of the Rapport "mix."

A Happening in selective decorating: adventurous Rapport by Drexel

At last.

Something new that isn't Modern. Something important that isn't Antique. And with its finger on the pulse. *Rapport:* tradition—broken out of the mold! Tradition with a contemporary point of view.

Spirited. Warm. Unshackled. For a generation with a polite lack of reverence for sacred cows, but a healthy regard for great design.

Rapport takes historical forms . . . accentuates them slightly . . . treats them in an unhistorical fashion. Creating a brand new look all its own.

It takes from many periods in the prevailing mood. A bombé cabinet is Flemish. A commode Venetian. A vestry mirror Portuguese. And so it goes—French, English, Modern, Mediterranean.

A spicy mélange. With a vital common denominator: *affinity*. So that your personal mix is always harmonious. And utterly individual —a fact furthered by an uncommon choice of woods, of finishes, of high-style custom paints and gilts.

People seeing it in your home will think you've been places. They'll also know you're going places. With great *Rapport*.

by Drexel

For a booklet collection of Drexel furniture styles, send 50¢ to Drexel Furniture Company, 144 Huffman Road, Drexel, North Carolina 28619. Drexel . . . the most trusted name in furniture.
Styling Director, Jim Peed. Designed by Taylor Haynes, Phillip Kellar, David Zagaroli, Chuck Cain.

DATE-ORANGE SOFTIES

A big idea you can bake up in minutes

1 8-oz. pkg. dates, chopped (1¼ cups)
½ cup firmly-packed brown sugar
½ cup butter
½ cup orange juice
1 teaspoon grated orange rind
2 eggs
1¼ cups sifted flour
1 teaspoon salt
¾ teaspoon baking soda
1 6-oz. pkg. (1 cup) Nestlé's® Butterscotch Flavored Morsels
1 cup chopped nuts

Cook first 5 ingredients over moderately low heat, stirring constantly till slightly thickened. Cool. Beat in eggs. Sift together and blend in flour, salt, soda. Stir in Morsels, nuts. Drop by rounded tablespoons, 2" apart, on ungreased cookie sheets. BAKE at: 375° F. TIME: 10 mins. Remove at once from sheets. Makes 3 dozen.

SWEET AND EASY WITH...

NESTLÉ'S

BUTTERSCOTCH MORSELS

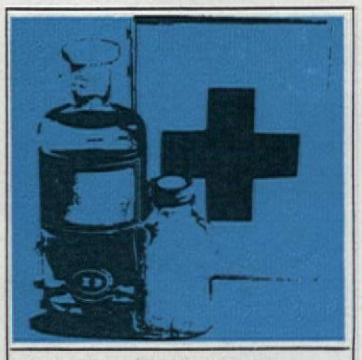

HEALTH IN THE HOME

By ANNETTE FRANCIS BENJAMIN

HEADACHE: THE COMMONEST HUMAN COMPLAINT

There is almost no one over the age of 21 who has not experienced a headache of one kind or another. While the majority of headaches are transient, a few keep recurring frequently over a period of months or years. Some headaches bring only slight discomfort; others are so severe that the sufferer must be given a strong painkiller to bring relief. Headache itself is not a disease—it is a symptom of many diseases and functional disturbances.

COMMON CAUSES

Among the most common causes of headache are nervous tension and emotional problems. An emotional problem can be conscious or unrecognized and can precede the headache by days. Contrary to popular opinion, a "nervous" headache can be more painful than one produced by disease.

Headache may accompany infections of the nose, throat, eyes, ears, sinuses; a "common cold," influenza, pneumonia. In these cases the headache is cured when the underlying ailment is cured.

Overindulgence in food and drink are responsible for many a headache. The "morning after" an evening's entertainment can give a person a headache from too much alcohol, tobacco poisoning, plain gluttony, and simple fatigue.

Food allergies have been thought to produce certain headaches after meals, sometimes accompanied by nausea.

Many women experience headaches several days before or during their menstrual periods. Also, headaches can occur as part of menopausal symptoms.

High blood pressure is rarely a cause of headaches, contrary to popular belief. When it is, medical treatment is usually very effective in reducing high blood pressure and alleviating the headache that goes with it.

Acute infections of the nervous system—meningitis, encephalitis, or polio—are frequently heralded by severe headaches. Diseases of the nerves leading to the face and head can also be responsible.

A headache associated with nausea and vomiting, or a headache on one side preceded by spots before the eyes or blurred vision, is frequently a migraine. Many factors are involved in determining the cause of migraine headaches, and anyone who suffers from recurrent headaches of this type should consult a physician. Effective treatment and prevention are now available.

Other causes of headache include constipation, eyestrain, hunger, fever, hypersensitivity to drugs such as sedatives and sleeping pills, head injuries, dental problems, bright lights, noise, poor illumination, smog, poor ventilation, excessive heat, tight hatbands or headbands.

WHEN TO CALL YOUR DOCTOR

You should report to your doctor any headache for which there is no obvious explanation such as tension, fever, or eyestrain; any headache that is not relieved by medications that were previously effective; any headache that is different from the types of headache you have experienced before; and any headache which is dramatically sudden in its onset.

Your physician should also be consulted if you suffer from chronic or recurrent headaches.

The diagnosis and treatment of headaches have come a long way since ancient times when holes were bored into the skull to allow the "evil spirit" causing the headache to disappear.

Sometimes looking for the cause of headache requires a complete physical examination—with tests for the eyes, teeth, blood pressure, blood, urine, nerve reflexes, and other functions.

Of great importance to your doctor are the answers to such questions as: Where is the pain located; is it dull or sharp; what time of day does it get worse; is there a history of migraine or high blood pressure in your family?

Mrs. Benjamin is coauthor with her husband, Bry Benjamin, M.D., of In Case of Emergency (Doubleday; paperback, Pyramid).

Now, famous masterpieces reproduced on custom-stretched artists' canvas— only $3.98 each when you buy Westinghouse light bulbs.

Girl with the Watering Can by Renoir

Man in the Golden Helmet by Rembrandt

The Hay Wain by Constable

Girl with Pink Flower by Dyf

Still Life by Colao

Decorate your home with the world's great art. So close to the originals you'll have to look twice to know they're reproductions, thanks to a new way of reproducing masterpieces right on artists' canvas. Each work of art is stretched over a 20"x24" wood frame.

Never before have the works of famous artists, so realistically reproduced, been so easy to own. Just fill out the coupon. And mail it—along with the Westinghouse trademark Ⓦ from a carton of Westinghouse light bulbs and only $3.98.

Extra Life* bulbs...soft, glare-free, longer burning light in 40, 60, 75, 100 and 150 watt plus 3-way bulbs.

*Over published average life of household bulbs.

Standard bulbs...a complete line of popular household sizes: 15, 25, 40, 60, 75, 100, 150 and 200 watt 3-way bulbs.

Gentlemen:
Please send me a 20"x24" canvas reproduction of the Great Masterpiece(s) I have checked below, for each of which I enclose $3.98 (check or money order) and Westinghouse trademark Ⓦ from any one of the Westinghouse Light Bulb packages.

- ☐ Girl with the Watering Can
- ☐ Man in the Golden Helmet
- ☐ The Hay Wain
- ☐ Girl with Pink Flower
- ☐ Still Life

Name _____

Address _____

City _____ State _____ Zip _____

Make check or money order (no stamps please) payable to: The World's Great Art.

Mail to: The World's Great Art
P.O. Box 290, Irvington, N.J. 07111

Allow 4 to 6 weeks for delivery. Offer good only in U.S.A. and void where prohibited by law. Offer may be terminated without notice.

You can be sure if it's Westinghouse Ⓦ

Westinghouse Electric Corp., Lamp Division, Bloomfield, New Jersey.

AH

Win a Clean Sweep. account, a new car,

It's the $501,000 "Clean Sweep" Stakes

No purchase required to enter.

© 1967 LEHN & FINK PRODUCTS.

50 2nd Clean Sweeps.

Sweep what you want off your grocer's shelves. We pay food bills for 50 lucky families for one year — $1,500 worth of free shopping at the grocery stores named on winning entries.

50 3rd Clean Sweeps.

Sweep what you want out of your local drug store. We pay your drug bills for 1 year. 50 winners each receive $1,000 in free shopping at drug stores named on winning entries.

Free food, drugs, a bank and a new house.

with 10,601 prizes from Lysol.

1st Clean Sweep.

A fresh start for you and your family — win a new house valued at $25,000 built with Johns-Manville products on a lot you supply, a new Oldsmobile '98 Convertible, plus a bank account of $2,500, a year's supply of food worth $1,500 and a year's drug supplies worth $1,000.

10,500 4th Clean Sweeps.

We'll clean up your grocery bills for one week. 10,500 winners each receive a broom, complete with a Merchandise Certificate good for one week's free food shopping (worth $30) at grocery stores named on winning entries.

HERE'S HOW TO MAKE REMOVABLE UPHOLSTERY

You can make upholstery that can be removed when cleaning time comes around. Our instructions are for a removable chair covering, using Velcro fastener tape.

1 Drape your fabric down chair at top, inside back; pin in place. Cut, allowing one inch extra for welted edges. Make tiny folds at top corners for smooth fit. Pin sides. Smooth fabric down inside chair back. Tuck in at back of seat as far as it will go. Then, bring fabric over seat to front. Mark with chalk along front edge of seat for cutting guide. Cut one inch outside of chalked line. Drape fabric over arms; tuck fabric in at sides of arms. Push chalk into tuck-in; mark cutting lines. Straighten lines before cutting. Drape, pin, and cut fabric for outside of arms and back of chair. Allow one inch extra for all required seams. On all bottom pieces, allow two inches extra to go under chair seat.

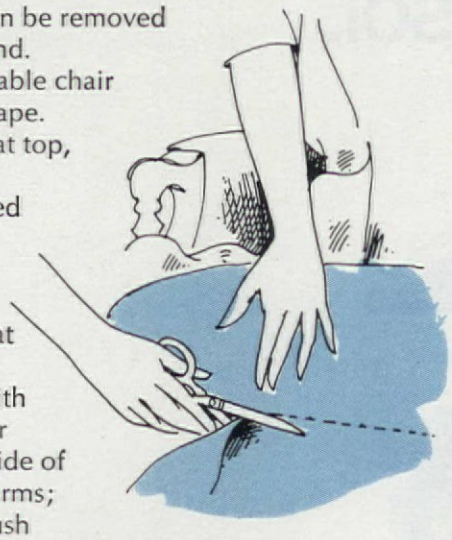

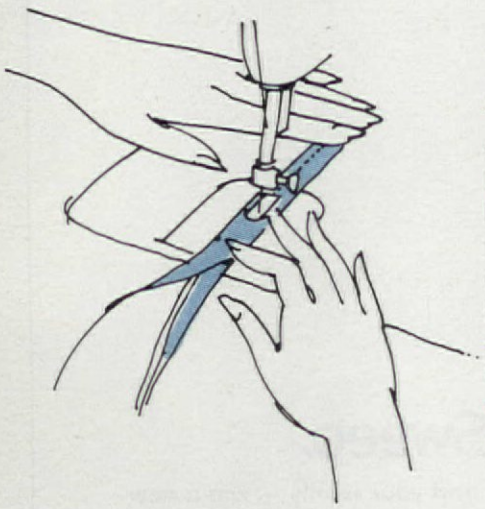

2 Cut one-inch-wide strips of fabric on the bias. The length will depend on the size of your chair. Fold this over ordinary butcher's cord to make narrow welting. Sew on machine using cording foot. Sew welting on all edges of fabric where it will butt against wood frame and when joining seams (where welting is desired).

3 Pull Velcro fastener tape apart. (Velcro tape is a product that insures a smooth, flat fit. It comes in two parts—a loop side and a pile side. When pressed together with fingers they hold fabric securely.) Pin looped side of fastener on old upholstery, along all areas of chair where new fabric is to be secured, close to wood frame. Pin a strip on bottom of chair—on all four sides. Slip-stitch fastener directly to chair's old upholstery on *both* edges of the fastener.

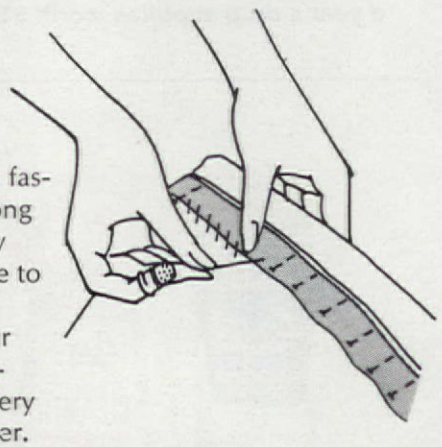

4 Press pile side of fastener to the loop side of fastener that's already stitched to chair. Place fabric cover in exact position on chair. Pin fabric only to pile side of fastener. Gently pull cover from chair.

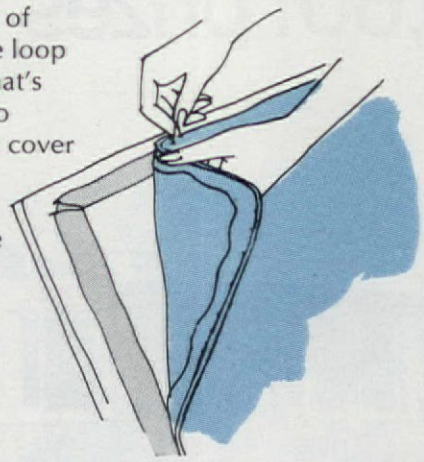

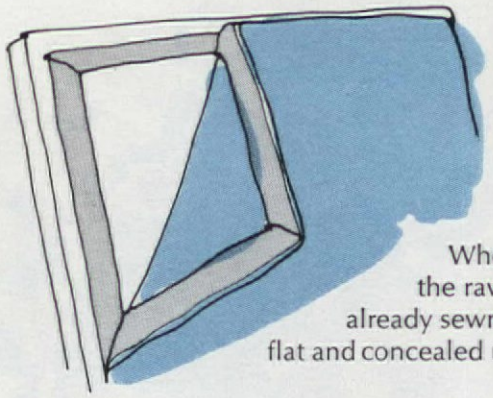

5 Stitch pile side of fastener to new upholstery fabric. Sew on top and bottom of strip so it lies flat and secure. When sewing, be sure the raw edges of welting already sewn on cover also are flat and concealed under the fastener.

6 Finished chair!

NOTE: To hold fabric securely between arms, back, and seat, make three tight rolls of heavy canvas—or terry toweling—about one inch in diameter and just a couple of inches shorter than inside of arms and seat and between back and seat. Thrust these rolls in place.



Artist: Denman Hampson



If you're looking for ways to make your home look younger, discover textured plywood.

When you see today's new plywood sidings, you'll be tempted to use them all through the house. Go ahead. They make splendid panelings, too. In fact, they're in good taste in any setting. A living room wall that goes on to backdrop a patio. An inviting entry. An exterior face lifting for the whole house. Inside or out, for new homes or remodeling, you'll like textured plywood for its rich good looks, easy maintenance and low cost. Visit your plywood dealer or mail the coupon for booklets that show and tell all.

AMERICAN PLYWOOD ASSOCIATION

American Plywood Association
Dept. AH
Tacoma, Washington 98401

TESTED DFPA QUALITY

Please send:

☐ Guide to Distinctive Plywood Sidings.
☐ New Ideas for Textured Plywood Paneling.

I enclose 25 cents for each book.

Name _____

Address _____

City _____ State _____ Zip _____ (USA only)

One of a series presented by members of the Forest Products Promotion Council.

Arthur Godfrey Time at Conn Organ

A time when Arthur's many, many fans can participate in one of the great joys of life—making their own music. Time to visit your Conn Organ dealer and join in the fun...because now he's having a big Arthur Godfrey Time Open House.

Just say "Arthur sent me" and your Conn dealer will not only demonstrate the beautiful tone of the Conn Organ—he'll show you how you can play chords *automatically* without a single lesson—with Conn's exclusive "Show-Chord." And, to top it off, he'll even tell you how you may win a beautiful Conn Deluxe Caprice Organ with "Show-Chord"—*free!*

So, why wait? If there's music in you, don't sit this one out. Dance on down to your local Conn Organ dealer's. Say "Arthur sent me" and you'll be on your way to a lifetime of music.

CONN
ORGANS/PIANOS

Made by C. G. Conn Ltd., Elkhart, Ind. World's largest manufacturer of band and orchestral instruments...since 1875

For FREE demonstration record and "Decorator Handbook" write Dept. AH-29, Conn Organ Corp., Elkhart, Ind. 46514.

And don't miss "Arthur Godfrey Time" on CBS Radio, Monday through Friday mornings to learn more about the Conn Organ "Show-Chord."

HOW TO BUY GLASSWARE

Most people know that glassmaking is an ancient art, but no one knows exactly how ancient. We do know, however, that the Syrians used glass as a glaze for clayware, the Egyptians had a thriving glass industry as early as 1500 B.C., and that the Phoenician discovery—in 300 B.C.— of the blowpipe completely revolutionized glassmaking.

Glassblowing is an art that is still practiced today, and some of our finest glass products are made by this method. Other methods are also used, and the types and designs of glass each produces is practically unlimited.

TWO MAIN TYPES

Crystal, lead or *flint glass* is to glassware what porcelain (or fine china) is to dinnerware. It is a clear, colorless glass that is made by combining red lead with sand and potash. Easily worked and of exceptional sparkle, it is used for stemware as well as for vases, candlesticks, and decanters. In addition to appearance, a piece of crystal can be identified by tapping it gently. If the sound produced is a bell-like tone, it's crystal.

Lime glass, made from sand, soda, and lime, is used for inexpensive glassware such as tumblers, plates, bottles, and light bulbs. It is practical because it resists scratches and marks but it lacks the brilliance, weight, and tone of crystal.

HOW GLASS IS MADE

Glassware can be categorized by the method used to shape it.

Hand-blown glass. The hand blowing of glass is particularly fascinating to watch because of the craftsmanship it requires.

In general, a lump of molten glass is gathered on the end of an iron blowpipe; then the glassblower blows through the pipe to form a hollow ball. The size, shape, and wall thickness of the object being blown can be controlled by the amount of air that the glassblower forces in. The mass is shaped by spinning and revolving the iron. Additional lumps of glass are added to form handles, feet, or stems. Before the glass goes to an annealing oven where it is cooled gradually, it is removed from the iron rod. A rough mark often remains on the base. Usually this mark is ground smooth; if not, a shallow depression, called a pontil mark, remains.

Molded glass can be made by hand or machine. The molds can shape the glass or decorate it with raised patterns. Much of the quality glass produced today is blown into molds. Inexpensive glasses can be molded entirely by machine.

Pressed glass is used for table, oven, and cookware and is made by a fully automatic process. In this method, a plunger is substituted for the air used in glassblowing. The plunger forces the glass material through a mold and shapes the inside of the object. Since glass can be made very quickly by this method, modern pressed glass is priced comparatively low.

DESIGN EFFECTS

The following design effects are used on fine glassware as well as on the more inexpensive types.

Cut glass is one of the most popular types of decorative glassware. The fine-cut patterns done freehand or by machine on an abrasive wheel, require great skill. Cuttings can be in geometric, diamond, scroll, or floral designs. The price for cut-glass items depends on the amount and depth of cutting and the intricacy of the pattern.

Etching is a fine line of tracery on glass, usually in a lacy design. The design is transferred to glass by printing and is then etched out by acid. Another method, using a moving needle for the tracing, is often employed because it is less expensive than etching with acid.

Frosted effect is produced by exposure to acid or sandblasting.

Embossed or *carved glass* has its design raised in relief, while the background is etched away by acid or sandblasting.

Colored glass is made by adding various kinds of mineral salts to the basic material. All white milk glass is an example. On color-decorated pieces surface color is applied directly by hand, decalcomania, or by screen or stencil printing. Gold and platinum bands are applied by hand, and then the glass is placed in a kiln for slow firing to fuse the band to it.

QUALITY IN GLASS

In buying glassware look for clarity, luster, and a clear color (no blue or green tinges). In stemware, the bowl, stem, and base should be symmetrical and well balanced. Edges should be even and smooth. If the glass has cuts, they should be sharp and accurate. If etched, detail should be clearly defined.

Slight variations and tiny imperfections in glass are indications that it was made by an individual, not a machine. A small bubble or a slight difference in height or diameter among a group of goblets is the hallmark of handmade crystal. Machine-made glass comes closer to being flawless.

BUYING GLASS

Generally, crystal glasses are sold individually, but there's a growing trend to selling glasses like flatware—in place settings.

As a starter place setting, three pieces are adequate: a water goblet (10½ ounces), an all-purpose wine (6 ounces), and a dessert-champagne, all with stems. You may want to add the following glasses later: cocktail, juice, cordial, brandy snifter, pilsner, sour, or on-the-rocks. And, in addition to the all-purpose type, there are wineglasses designed for specific service. For example, there are sherry glasses and glasses for red, white, and Rhine wines. These vary in shape and size from three to six ounces.

Tumblers are flat-bottomed glasses without stems and are usually sold by the dozen or half dozen. They come in sizes ranging from a four-ounce juice to a tall, 16-ounce cooler; from beer glass, beer stein, cocktail, collins, and highball, to water and soda glasses.

REPLACEMENT

When purchasing crystal, check to see that the particular pattern you want is available on an open-stock basis. This means you will be able to add other pieces on a one-by-one basis. Also inquire how long the pattern is going to be made by the company.

CARE OF GLASSES

Glasses should be stored with enough breathing room between them—rims up—never stacked.

Use a soft brush for washing cut glass. Dry with a lint-free towel. Most glasses can be washed in a dishwasher, but arrange them carefully. Many gold- or platinum-banded glasses made today can be machine washed.

Even cocoa lovers agree: Our Easy Chocolate 'n Chocolate Frosting can only be made with rich Baker's Chocolate. Never cocoa.

It's double chocolate. Double fudgy. Dark deep chocolate over rich chocolate. The kind you can make only with the real thing, pure Baker's® Unsweetened Chocolate.

Impossible to duplicate with cocoa, because cocoa has most of its chocolate richness removed.

And another blessing, it's easy. Two frostings from this one recipe.

Easy Chocolate 'n Chocolate Frosting

6 squares Baker's Unsweetened Chocolate
5 tablespoons butter or other shortening
6½ cups sifted confectioners' sugar
⅛ teaspoon salt
⅔ cup (about) milk
1 teaspoon vanilla

Melt chocolate and butter over very low heat, stirring constantly. Cool slightly; set aside ⅓ cup. Combine sugar, salt, milk and vanilla; blend.

Add remaining chocolate mixture; mix well. Let stand, stirring occasionally, until of right consistency to spread. (If necessary, add additional milk a teaspoon at a time.)

Fill and frost top and sides of three 8-inch or two 9-inch layers. Pour reserved mixture over top and allow to drizzle down sides.

For our "Famous Chocolate Frostings Made Easy" recipe booklet, send name and address with ZIP code; plus 10¢ and a Baker's Unsweetened Chocolate doily to: Box 1303, Kankakee, Ill. 60901.

GF GENERAL FOODS KITCHENS

"Give—The United Way" © Copyright 1967 General Foods Corporation. Baker's is a registered trademark of General Foods Corp.

Total Electric Living is a clean break with the past

Look how this flameless electric range cleans its own oven. All you do is whisk.

Wonderful things happen when you break away from your out-dated stove and start cooking with a flameless electric range.

For one thing, many flameless electric ovens clean themselves automatically. Just think. Instead of stooping, scouring and scrubbing—you set the simple controls. That's all. Your oven cleans itself.

Not only that, but you'll notice a flameless range keeps your kitchen clean—including your walls, cabinets and curtains. Your kitchen stays cool and more comfortable, too. And because electric cooking is so automatic, you'll cook with new pleasure and ease.

Talk to your dealer soon about a flameless electric range... and start on your way to the cleanliness, the convenience, the joy of Total Electric Living.

SYMBOL OF TOTAL ELECTRIC LIVING: This Gold Medallion identifies a home where everything's electric... including the heat.

You Live Better Electrically

Edison Electric Institute, 750 Third Avenue, New York, N.Y. 10017.



DECORATING CLINIC

We welcome your questions about decorating and will answer them as space permits.

Question: *We have a Tudor-style house with a rather nice-size living room, 14 by 22 feet, but practically every wall is broken by windows of different sizes or by doorways. To be specific, the two 14-foot walls have double casement windows; one wall has a fireplace flanked on one side by a single casement window and, on the other side, by an unattractive door leading to the terrace. How can I, inexpensively and attractively, treat these openings to give my room a more unified look?*

Answer: Use wall-to-wall, floor-to-ceiling draperies where you have the double casement windows. Preferably these should be as simple as possible. Emphasize the texture rather than pattern for interest. You could use a sheer linen, a textured casement cloth or, if a more formal look is desired, a silky-looking gauze. It would be best if these draperies were white or the same color as your walls.

As for the fireplace wall, a louvered door and shutters offer a good solution. On the single window, use two sets of shutters, double hung, with adjustable louvers for the right amount of light and privacy. The door could have two narrow panels, louvered above and solid below. In this way the window and door would appear to balance one another and give unity to the room. Color suggestions are the same as for the draperies—in white or to blend with the wall color.

Question: *All the lamps in my living room need lampshades. Must they all be made of the same material, or can I use different materials such as linen on the floor lamp and parchment on the two portable lamps?*

Answer: Our first suggestion would be to use the same shade material for all your lamps. Decide on either opaque or translucent silk or paper shades and then stick with it for all the other lamps.

If you want dark shades (black, blue, or green), use these for the portable lamps and beige or white shades for all the other lamps in your living room.

Question: *We're having trouble deciding on a living room rug. We do not want wall-to-wall carpeting. The salesman in our store suggested an area rug almost as large as our living room. The trouble with this rug is that some of our furniture would be half on and half off the carpet. What should we do?*

Answer: Rather than get a room-size rug, why not try a smaller area rug? Individual pieces of furniture should stand either completely on the rug or completely off it—not two legs on and two legs off. You can arrange your furniture about the smaller rug, perhaps a coffee table on it, without worrying about crowding.

Question: *I have just ordered a six-foot credenza and hutch for my dining room. The hutch has glass shelves and a glass front and sides. What should I put on the shelves—china, silver, glassware—and in what order should I place them?*

Answer: Sometimes even the loveliest china and silver in the most handsome china closet will look jumbled. The reason usually is just a matter of the size of the individual pieces and their particular style. If you have very flowery Limoges china don't try to mix it with simpler patterns or pottery. If you plan to include your silver, it should relate in style—Victorian china with Victorian silver, Georgian silver with simple gold-banded china.

The size and scale of each piece should dictate its position in the cabinet. There is no set rule, but placing the largest and bulkiest pieces in the center with smaller ones on each side is a safe bet. Avoid too many tiny pieces unless you have a good collection all the same size. Flat pieces such as spoons are apt to be lost on a china-cabinet shelf. Glass goblets and tumblers should be placed neatly in rows on shallow shelves with one or, at the most, two rows on each shelf.

In a china cabinet less is always better than too much. Don't crowd in everything you own—only the prettiest pieces with empty space around each one.

Question: *Our bedroom gets a great deal of strong sunlight. I have just finished redecorating this room with new draperies and bedspread. It was suggested that we install window shades to protect fabrics from fading, but I feel nothing's worse than walking into a bedroom* (continued)

Two new ways to lovely windows.

Beautiful Atavio rods now are available in adjustable sizes.

Name almost any of today's most favored decorative styles — and Atavio traverse rods will complement it beautifully. And in perfect taste. For the European and American country moods, and even for contemporary treatments, Atavio has won enthusiastic acceptance as an important decorative accent. Now your Kirsch dealer has Atavio in adjustable sizes to fit any of your windows from 30" to 270" wide. With Teflon S* coated edges for easiest operation. See Atavio soon. You'll love it! **DuPont registered trademark*

Kirsch
DRAPERY HARDWARE

For windows people care about

Our bright new book of latest window and decorating fashions.



The 1968 edition of "How to Make Your Windows Beautiful" has 100 pages packed with the biggest collection of decorating tips and color schemes you've ever seen. Complete with easy-to-follow instructions on making curtains and draperies. Why not send the coupon below for this beautiful, practical book today?

Kirsch Company, Department A-1067
Sturgis, Michigan 49091

Please rush my copy of "How to Make Your Windows Beautiful" (Vol. II). I enclose 50c.

Name_____

Address_____

City_____

State_____ Zip*_____

**Mailing regulations require zip code*

in the middle of the afternoon and finding total darkness. Is there any other way for me to cut out the strong sunlight?

Answer: Translucent window shades would be ideal in this situation. Contrary to public opinion, these shades which let light filter through offer just as much protection from the sun, and also as much privacy as the opaque or room-darkening shades.

Question: *We are building an Early American house and we prefer wooden counter tops to the laminated plastic ones. Everyone tells us that the wooden tops will stain or scorch from hot pans. Is there some preservative finish to prevent burning?*

Answer: As far as we can learn, there is no burnproof preventive for wood counter tops. But don't let this deter you. If you are concerned about burns and scorches you might insert tile or glass ceramic into a portion of the counter near the range. Or keep an ample supply of attractive trivets on hand. Natural hardwoods (such as maple, oak, or cherry) should be used and thicknesses up to two inches are recommended. The maple top is the type used by butchers to cut on—commonly known as butcher block. If you happen to burn or stain a hardwood counter, sanding with steel wool or sandpaper will remove the mark. To keep the wood looking handsome and to preserve it, it is recommended that you apply boiled linseed oil, rub it in, wait a few minutes, and then remove excess. What's better, in our opinion, is cleaning with hot sudsy water, rinsing, then rubbing with melted vegetable shortening.

Question: *Our upholstered furniture is quite shabby looking, but we don't want to do a complete reupholstery job at this time. However, we do wish to have slipcovers made and want to make our living room fresher and more modern. What fabrics could we use? Our carpeting is deep beige and the wood furniture, mahogany.*

Answer: Bravo for slipcovers—and not just as a makedo until you reupholster! Consider using them all year. (See "Slipcovers Are Not Only for Summer," page 136.)

For wintertime slipcovers we suggest a brilliant tomato red suede cloth or corduroy for the sofa; brown, black, and red plaid on the two chairs; and deep brown piped in red on the smaller chairs. If you have a round table, top it with a tablecloth in the same fabric and color as sofa. Finish bottom with a double banding of brown grosgrain or braid.

A lively scheme for summer would be a white sailcloth fabric with a flower design in black, taupe, and sharp green for the sofa. A homespun fabric in taupe would be good for the club chairs and a tiny geometric pattern in green and white for your pull-up chairs and throw pillows.

Summer is the time to clear the bric-a-brac in the room. Just leave a few necessities such as ashtrays, and add a large glass vase full of fresh lemon leaves.

If all your wood furniture looks dull, consider lacquering one piece in shiny black. It will spark both summer and winter schemes.

Question: *We are about to wallpaper our bathroom and kitchen. I have heard that a plastic-coated or vinyl wall covering is recommended, but don't know which type of vinyl is the best. Can you advise me?*

Answer: All scrubbable or washable papers or vinyls are recommended for baths or kitchens. Plastic-coated papers are the most washable and the least stainable of the paper wall coverings. Most of these can be washed with a household detergent. Plastic-bonded papers may be washed but can stain when subjected to certain liquids. Vinyl wall coverings backed with paper or fabric are usually stain resistant and scrubbable and are the most durable. What you must decide is how much rugged wear your walls will be subject to before choosing.

MEADOWCRAFT ETHAN ALLEN DREXEL PENNSYLVANIA HOUSE KROEHLER SEALY GLOBE HERITAGE CHARLTON BERKLINE STATTON ECLIPSE SIMMONS LA-Z-BOY MOORE RANCH OAK SYROCO MERSMAN FLEXSTEEL HOWELL KANT-WET TOMLINSON WILMAR BROYHILL ROWE FOX AMERICAN OF MARTINSVILLE HOOKER VIRTUE WESTWOOD RCA VICTOR ENGLANDER RIDGEWAY STANLEY JOHNSON-CARPER SERTA SPRAGUE & CARLETON THOMASVILLE DAYSTROM JAMISON BASSETT SELIG

Be sure the quality and construction are "top drawer." Look inside the top drawer

FAMOUS BRAND NAMES

You can tell a lot about furniture quality by opening the top drawer. If you see the manufacturer's name there—the name you recognize—you can be sure he is proud of his handiwork.

He believes the furniture is built to last. You can be confident of a sound investment for the future, and sure of authentic style and design. It is the manufacturer's way of assuring you honest value for your money.

The brand name grows with the quality of the product and the integrity of the manufacturer. It's the way the manufacturer tells you he is proud of his product. He wants you to know whom to contact if something goes wrong.

With furniture though, you have to snoop to find the brand name.

It may be tucked inside a drawer. Or on the underside of a table. Or hidden beneath the cushions of a sofa. Or on the end of a mattress.

That way, the brand name never detracts from the furniture's appearance. But it does add tremendously to your confidence and satisfaction.

BRAND NAMES FOUNDATION, INC.

CONFIDENCE BRAND NAMES SATISFACTION

The quicker you recognize the name, the better you know the furniture.

Sheets in CANNON® Combspun® all-cotton percale. Exclusive Flex-O-Matic® fitted sheets.

Come close...touch the luxury of Cannon



Fashions from the Four Winds. Roses set to music . . . Cannon's lovely Majestic Rose sheet. Loops and garlands, full-blown and budding, arranged on pristine white. Choose the color of your own cool and restful bower from delicate blue, soft pink, or sunny yellow. Twin, about $4. At fine department stores. Cannon Mills, Inc., New York 10020

CANNON *Royal Family of Home Fashions*

VIVA RIT!

Give your home the new Spanish Look! Fun? Si...Work? No!

Spanish colors add spice to every room! Toss a vinyl plastic shower curtain into the washtub with Rit Pink. Color a black and white fabric shower curtain in dramatic Rit Scarlet.

A Spanish look for the breakfast nook! Color the removable cushion covers in Olive Green with matchstick curtains and picture ribbons to match. Make a wall "trophy unit" with unfinished wooden spoons in Olive Green, Marine Blue and Jade Green. Color an area rug Tangerine.

Breakthrough! First home dye you just uncap and pour. Streak-free results!

NEW LIQUID RIT

Rit creates the color ✻ you create the sensation

SPECIAL OFFER!
24" ELECTRIC TRAY
FOR YOUR NEXT FIESTA!
$8.95 VALUE—ONLY **$3.95**

White and gold-tone design. 1 year guarantee. UL approved.
HOSTESS ELECTRIC TRAY OFFER, Box 324, Palisades Park, N.J. 07650. For each tray enclose $3.95 (N.J. residents add 12¢ tax) plus a Rit label. NOTE: You **must** include your Zip Code below. I enclose $_____ and _____ Rit labels for _____ trays.

Name_____

Address_____

City_____ State_____ Zip_____

Allow 3 weeks for delivery. Offer expires Dec. 31, 1967. This offer is made to you by Hostess Tray. Makers of Rit are not sales agents.

Only extra-strength Rit dyes so many different materials and dyes them so many (35!) beautiful colors.

FLAMENCO COLORS!

Only Rit® color-coordinates wood, fabric, even vinyl plastic!

Capture the new Spanish look in home fashions. Color a bedspread Rit Golden Yellow in your washer. Make a dramatic Golden Yellow canopy with a removable Rit Fuchsia lining. Color the strip rug, bench cover, removable trim on the bedspread and a piece of fabric in Rit Fuchsia. Attach the fabric to a lampshade. Brush hot Rit Scarlet on an unfinished wooden Spanish chest.

Co-ordinate washable curtains in Rit Pink with rough linen lace in Rit Tangerine. Add a deep valance in Rit Yellow to match the bedspread.



Cloth-covered or unfinished wicker boxes bracketed to the wall make a stunning storage arrangement! Brush flamenco color onto each. Rit Purple, Tangerine, Yellow, Fuchsia.

If product or performance defective Good Housekeeping guarantees replacement or refund to consumer

Every featured item on these pages was dyed with Rit.

More than a tint ✻ Rit colors in depth!

For the woman who knows the difference between a good buy and a bad bargain:

A product is no bargain unless it does the job. That's why Jifoam is made to be, first and foremost, a better oven cleaner than the rest.

A little company like ours can hold its own only by making a product that is outstanding. Others may sell for less, and some do. But when it comes to cleaning an oven, we know you want something that will do the job effectively. And the quicker the better.

Actually, one application of Jifoam costs amazingly little, especially when measured in the results it gets for you. Ounce for ounce, Jifoam cleans your oven quicker and better than anything you've ever tried before.

In 5 minutes flat, Jifoam unsticks that burned-on grease and grime so you can wipe (yes, *wipe*) it away with a damp cloth or sponge or paper toweling. Jifoam sprays on evenly. Uses your oven's natural heat to help it work. No mess. No fuss. No rubber gloves.

If you've tried other cleaners and been disappointed, you may find it hard to believe there is one that more than lives up to its claims. Jifoam does. Takes less out of you, and your pocketbook. But most important, Jifoam really does the job. And that's what makes it a good buy.

Jifoam Spray Oven Cleaner

© SHELCO, INC., 1967

By JEANNE LAMB O'NEILL

ANYONE FOR HALLOWEEN?

Everyone's entitled to his favorite holiday. And don't think I'm Scroogey, unthankful, or un-American, but I'm hung up on Halloween. Halloween brings out the real me. The night-people me that thinks nothing good happens before midnight. The let's-pretend me that loves fancy-dress balls. The goose-pimply me that screams in fun houses and lifts both feet when we pass a cemetery.

Granted, I had to pick the shortest holiday of the lot. Any other holiday is good for at least a day, but Halloween is over before you can say boo! At least, it should be. Don't ask me why the supermarkets insist on putting out their chicken corn in September, the day after you've got the children back in school. Don't ask me why scaredy-cat mothers shove their little ones out to trick-or-treat at the witching hour of noon. They ought to have their windows soaped and their front gates swiped. There's no such thing as All Hallow's Eve *day*. You might as well celebrate the third of the Fourth of July or Easter Sunday Saturday. Halloween begins at sundown October 31 and ends whenever your mean mother and father say it does—or when you can't lift your candy bag any more. Ever since Sean was a toddler and Cindy a lurching one-year-old, they've rung their doorbells in the spooky, witchy, spine-tingling dark. I wouldn't have it any other way. Besides, I refuse to hide behind people's bushes in the broad daylight.

Obviously, I'm strictly a behind-the-bushes celebrant now—and not even that, literally. But that's fine with me. I couldn't make it around the block even if I only rang the doorbells on *one* side. I wouldn't know what to do with 39 Milky Ways, 15 Hersheys, 11 Jujy Fruits, and 20 pieces of bubble gum. And I hate ducking for apples, anyway—especially with lipstick on.

I can still cut out jack-o'-lanterns and make any kind of face I want to (everybody gets his own pumpkin to play with in our house). I can still stuff myself on doughnuts and cider. And I can still have a hand in the Halloween costumes. No common, store-bought Sleeping Beauties or skimpy, prepackaged Batmen for us. Our Halloween costumes come from where all good costumes come from—the attic.

Not that our attic-born costumes are always screamingly original. Cindy's been a fairy princess at least twice, because little girls like to be fairy princesses—and Sean comes on a pirate every other year—but they're never the *same* princess and pirate. And just show me the likes of our jack-in-the-box on any store counter. Or our pumpkin that grew out of a pouffy apricot silk bridesmaid dress. Or the old-fashioned girl whose skirt came off Cindy's dressing table—and her baby bassinet before that.

Maybe Halloween isn't what it used to be. Maybe today's TV-bred children don't turn a hair at ghoulies and ghosties and long-leggity beasties and things that go bump in the night. Maybe they have to have fancy orange tote bags to collect their loot in—and they turn up their noses at apples and doughnuts and paper napkins filled with unsanitary, unhermetically sealed candy. Maybe they settle for sleazy, assembly-line costumes and wouldn't want to be ghosts in sheets with two holes for eyes even if their mothers still had any white sheets. Maybe they don't even get to keep their pennies.

But I, for one, can't wait for October 31st. I can't wait for the sun to go down and the goblins to come out—the lights to go off and the leering jack-o'-lanterns to go on—the doorbell to ring and the streets to fill with ghostly, giggly princesses, Indians, and witches. Halloween is my night to howl—in an adult, sit-by-the-fire way, of course.

And don't be silly. I don't envy Sean and Cindy one bit. I wouldn't give a nickel to be out there with them. But there's no reason why I can't change into scarlet Chinese lounging pajamas, is there? With maybe just a tilt of eyebrow pencil at the corners of the eyes?

Bing Crosby says,

"Man, this is really relaxing . . .
an evening at home with Kathryn
in our LA-Z-BOY chairs."

© 1967 LA-Z-BOY CHAIR CO.

Style 734

Style 742

Style 713

Style 702

LA-Z-BOY®... a family affair with the BING CROSBYS

Why not make LA-Z-BOY chairs a family affair in your home. You can watch television . . . read . . . or pamper yourself with a quick nap! You'll find head-to-toe contentment built into every LA-Z-BOY chair . . . with the convenient Comfort Selector . . . that lets you relax with or without reclining the chair. You'll be thrilled with the many styles in Contemporary, Early American, Traditional, Modern . . . styles to match any decor . . . styles to complement the other fine furnishings in your home. Available in hundreds of decorator colors and fabrics treated with Scotchgard Fabric Protector.

Once you've enjoyed the relaxing comfort of LA-Z-BOY's Reclina Rocker, you'll insist on making it a family affair in your home . . . for a lifetime of enjoyment.

LA-Z-BOY CHAIR CO., MONROE, MICH. 48161

New Fund Raising Guide

ree to your school, church, club or organization!

20-PAGE BOOKLET SHOWS HOW TO

Raise $50-$5000 Fast and Easy with Kathryn Beich Candies!

This fact-filled guide outlines how to plan and operate a profitable money-making project—large or small—at any time of the year and without risk of your own money.

This tested plan will also introduce you to the legendary Kathryn Beich Candies. Choose from luscious chocolates, fine butter mints, rare toffees, tender crumbles—thirteen "Gift Quality" candies priced from 50¢—including three new candies offered for the first time!

Millions of people have bought these confections to support thousands of different projects. It's easy: We send the candy you need, enough to raise $50 to $5000 *or more*, and even pay shipping costs. Pay after your sale—take up to 60 days. Write today!

Rush Coupon For FREE Booklet

Kathryn Beich Candies
(pronounced "Bike")

Dept. 25P5 Bloomington, Ill. 61701

☐ Send Free guide and complete details.

ORGANIZATION NAME: _____

SEND TO _____

ADDRESS _____

CITY _____ STATE _____

ZIP CODE _____ PHONE _____

(Continental U.S.A. Only)

Start your puppy right with SERGEANT'S® WORM-AWAY®

Practically every puppy is born with large roundworms. He can't tell you. But these roundworms sap his strength and keep him from growing normally. To get him off to a healthy start, keep your dog free of roundworms. Just mix Sergeant's Worm-Away in his food. Safe enough for a six-week pup. 98 cents at drugstores and pet counters.

Sergeant's® Sentry® Collar. Kills fleas all over your dog for three full months or money back. Just buckle it on and fleas are gone.





BEAUTY AT HOME

THE TROUBLE WITH HAIR

The trouble with hair is—but you *know* the trouble with hair! Either you simply can't find the flattering hairdo, or you know exactly what's flattering and your hair won't cooperate. But with new problem-solving hair cosmetics coming out every other week and a cagey strategy of styling and setting, you can outwit your hair yet!

To begin with, one of the most common problems with hair is the doomed attempt to make a given head of hair do what it characteristically can't do. For example, very fine or even medium-fine hair will not hold a curly hairdo as well as coarser hair unless you change its texture with hair coloring or give it body with a permanent. A wave, no matter how slight, will prevent the stick-straight swing you want—unless you abolish it with a straightener. The message: don't ask more of your hair than it can deliver. Either change your hair—or change your hairdo.

Start with the right haircut. All experts agree on that. A good cut can survive a bad set; but the most marvelous set can't do a thing for a poor cut. Finding a good haircut is something else again. Begin by realizing that haircutting really is an art. When you make an appointment, ask in advance who in that salon specializes in cutting. If the answer is "All our operators give good cuts, madame"—shop further. Of course the reputation of the shop is some guide, but it does not necessarily lead you to the best cut unless you pin down the star cutter. If you live in a small town, you may find a local whizz. If so, you're in luck. If not, it might pay to travel occasionally to the nearest city for an expert job. One other possibility is your children's barber. If you are pleased with the shape and hang of the children's hair, try him.

The last reason in the world to pick a hairdo is that it looks great on a magazine model, because you admire it on a friend, or even because it's the latest fashion. Never mind all that! What counts is that your hairdo gives you a heady little lift every time you glance in the mirror. Of the almost unlimited ways to wear hair, there is one shape, line, and look that has your name on it, the one that does everything good and nothing bad for you.

To find it, you might try the classic shampoo trick. Work up a thick lather on your head and experiment before a mirror. Push your hair high, low, full, flat. Curve, slant, angle it. Bare your brow, cover it. At some point you should see a look you *like*—a look that gives you cheekbones or makes you stop hating your nose or causes your eyes to look huge. Now, hanging on to the idea that any line looks the way it does because of the lines, angles, and curves adjacent to it, try to figure out what's causing all that flattery. Is it the fullness? The bare brow? The curve near the eyebrow? Once you've identified what it is that does so much for you, naturally that's what you aim for in a hairdo.

Now you may need to modify your hair to hold that hairdo. Are you as up on the latest in hair cosmetics as you are on, say, convenience foods? Did you know that the latest permanents, both for home and salon, don't dry your hair because they now include conditioning agents to restore natural oils as fast as they are lost? Have you considered that, even if you have no intention of changing your hair color, some colorings enhance your own shade as well as give you the side benefit of greater manageability? Have you heard about the latest in hair coloring, formulated to restore childhood fairness to the girl who was blonde as a child but gradually became darker? Why are you still using water to set your hair, when one of the new setting gels may be just the ticket? Really, shouldn't we abolish "I can't do a thing with my hair!"?

SILVER COMPANY INVOLVED IN BRIBE!

The Bribe

All over the country women are being bribed with four pieces of silver.

They're being offered a silverplated tea service for $5 if they buy an 1847 Rogers Bros. Silverplate flatware service for 8 (for $99.95). The tea service is ordinarily $35 (and looks much more, according to many eyewitnesses).

The International Silver Company is behind the whole deal. Following are statements by several women who couldn't pass it up.

Agatha Davis, Coopersville, Ind.: *"One day I looked in the mirror and said, 'Agatha, with a face like that,*

you'd better have more than a couple of doilies in your hope chest.' Now I do."

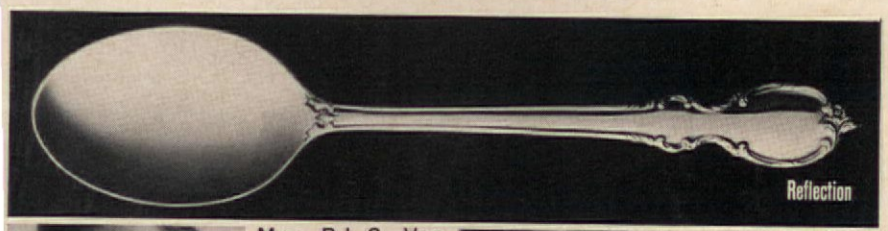

Mrs. P.L.G. Van Akin, Manhattan: *"Young man, my great-great-great-great grandfather turned down the chance to buy*

some island for $24. ('Who needs it?' he said.) Do you really think I'd let something like that happen in the family again?"

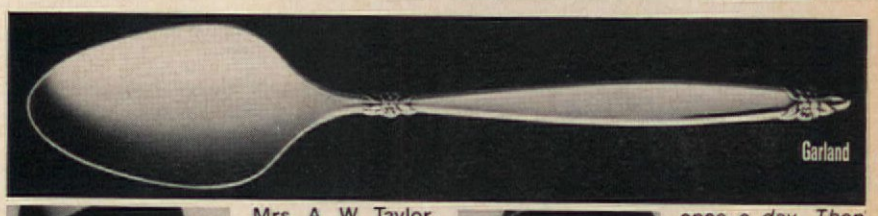

Mrs. A. W. Taylor, Los Angeles: *"Even though I knew it was a bribe, I was tempted. So my analyst said, 'Go in the store once a day to see the silver. You'll get tired of it.' So I went in*

once a day. Then twice. Soon three times. I loved the silver even more. When it got to be five times, I gave in. My new analyst says I should have done that in the first place."

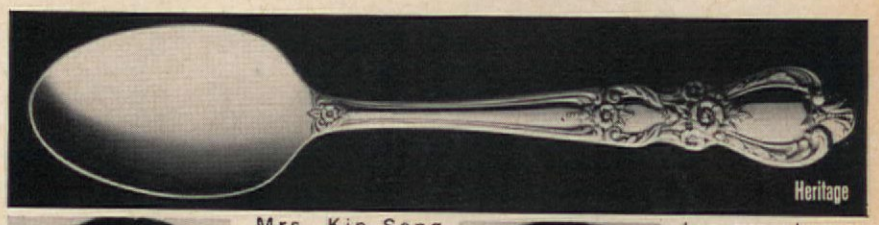

Mrs. Kin Sang Chang, San Francisco: *"For many year, we eat with chopstick. Honorable old custom. For many year, I very tired of chopstick. Honorable old husband is not. When I see offer, I say, 'Hy lu!' Num-*

ber one chance. When husband see most beautiful tea service, he is happy. When he hear how much it cost, he so very, very happy he not mind Western style chopstick—honorable new Heritage."

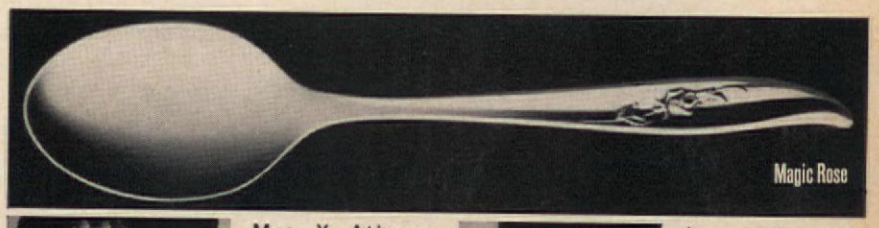

Mrs. X, Athens, Ga.: *"If you use my name, I'll sue. I gave my daughter-in-law the tea service for her birth-*

day, and she thinks it cost a fortune. Now I eat with them twice a week. (I used to see them twice a month.)"

One unimpeachable source said the bribe would be offered until December 31, 1967. (To make it even more tempting, each piece of 1847 Rogers Bros.Silverplate is guaranteed for life.*)

Can the women of our country resist such a bribe?

One man answered, "If they have a lot of will power, maybe they can. If they're smart, maybe they won't."

1847 Rogers Bros.®
1847
Silver Plate

*If any of the 48 pieces in the service for 8 should not give satisfactory service with normal use and care during your lifetime, it's resilvered at no charge.

Still at large.

The International Silver Company, Meriden, Conn.

For a hard finish . . . soft look . . . Antique Oil Finish protects against heat and liquids.

FREE. Send coupon

MINWAX CO., INC., Dept. AH107
72 Oak Street
Delawanna, N. J. 07014
Send booklets on Minwax Wood Finishing with Color Card. Also address of my nearest dealer.

Name.....
Address.....
City.....
State.....Zip.....

LET YOURSELF GROW!

By LOUISE SLOANE

You've been married two years—five years—ten years. Short span or longer, during this time you've had at least several different kinds of hairdos, experimented with pale to fiery lipsticks, lengthened or shortened your skirts. You've found ways of resolving the inevitable disagreements with your husband, sometimes by managing to convince him you were right, other times by having to change your own point of view. And above all, you've acquired a growing family and that in itself confronts you every day with its process of change. You've made new friends, perhaps even lost one or two old ones. You've made a few decisions that you've regretted, and some you're thoroughly pleased about. In other words you've experienced change in all sorts of ways.

You may be living in the same house or apartment where you began your married life, but more than likely you've moved once or twice to other neighborhoods or even to other towns. But what about the rooms inside your home? How much have they changed since the pains and pleasures of your first decorating assignment? Have they kept pace with the changes that have occurred in you, as a person?

Oh, of course, the furnishings are a little older and show certain signs of wear—but generally speaking, they probably make the same statement about your taste as they did when you chose them some years back. We would like to suggest that you take a new look around your house, with what must surely be a different pair of eyes from those with which you saw things earlier. Take your bedroom set, once so glossily modern, so splendidly geometric, so proudly solid and spacious. See it fresh, as if for the first time in a stranger's house and you'll realize it no longer expresses the present you—the you you've become.

You've changed so much in so many other ways, why not also change the way your house looks if it's a visible denial of your own progress! Taste is not static—it is a matter of evolution, through exposure, observation, learning. It has little to do with fashion and everything to do with growth—your own. A dictionary definition is: "Ability to perceive and enjoy what is appropriate, harmonious, or excellent." No one is born with taste and only those who keep an open eye and an inquiring mind acquire it.

At an auction recently we had a fascinating conversation with a woman in her early thirties. She knew exactly what she wanted and we were intrigued by her unusual assurance. "When I was newly married," she said, "I wanted nothing but Modern. It was fashionable and it seemed practical. I know that it's still fashionable, perhaps even more so now than then, and I was lucky enough to have chosen pieces that stand up well as designs. But I'm very different now and it doesn't go with me any longer. My taste has changed. I've learned to love and appreciate antiques and period styles, and that's what I want to live with. I've done a lot of research, walked miles through museums, gone off to visit all the restorations I could get to (Williamsburg, Boscobel, Winterthur), and watched for new model-room displays the way some people watch for theater opening nights. It's interesting that I started out disliking period furniture. It seemed so out of today, so unsuitable for this crazy age of ours. Now I find the soft colors peaceful, not dull—the curves and carvings beautiful, not disturbing—the presence of the past very comforting, not anachronistic."

"What about the children's rooms?" we asked. "They're getting the best of the old Modern, with bright, strong colors, and since they'll be under the same roof with both the new and the old they'll have a head start for comparing when it comes to choosing for themselves."

Well, all right, everybody's husband doesn't let them start all over again from scratch—but that doesn't mean you have to stand paralyzed in your first insecurities or limited convictions. And in point of fact, the other side of the coin is that the more you enrich your perception, the better able you become to value with affection things you were originally uncertain about. Your appreciation of them grows as your awareness grows—out of your pleasure in knowing that a certain chair really was well designed for sitting. Or the way an odd blue bowl, neither finely made nor particularly useful, continues to delight you with its pure color. Or the realization that the afghan your aunt made for you, despite its garish colors, is indeed a charming piece of genuine folk art. These become the anchor points in your surroundings, the things that go along with you into any new decor, and they are absolutely right in terms of the dictionary definition—"appropriate, harmonious, or excellent."

We have watched with great joy the taste evolution of a young friend of ours. Ten years ago it was not so much the presence or absence of taste that dictated her first decorating, but the painful absence of money. Hand-me-downs and secondhands served their functional purposes because they had to. She managed to dress well on her limited budget but somehow it didn't occur to her to apply the same principles of color, line, and form, of proportion and appropriateness to her home furnishings. Today even though her family increased faster than her husband's income, what money she has spent on her home has been with successfully cultivated taste. She has introduced pleasant and related colors through paint, slipcovers, draperies. The few furniture replacements are agreeable in scale, good in design. Accessories were chosen for simple beauty of color or texture. Wall plaques of fake wood in pseudo-period motifs are gone, and in their stead are an honest painting done by a friend, a felt collage that she made herself, and a small shelf of foreign toys, all with character and natural fineness. Highlighted in the living room are a pair of Bohemian glass bottles and a velvet-covered, silver-clasped picture album, both neglected family heirlooms before she learned to value them and appreciate them through educated eyes.

How did she accomplish this? By the somewhat mysterious process of personal growth—by teaching herself to be aware, to appreciate, to judge. And she used her new perceptions to achieve a home which speaks eloquently of her own widely expanded horizons.

Is it time for you to change your home to reflect the woman you are today?

Surround yourself with elegance...but be practical about it.

Built-in linen closet covered with FORMICA® brand laminate, Spanish Oak 344. Perfectly matched to vanitory cabinet. No chipping or cracking. Doors stay warp-free.

Tub walls of FORMICA® brand laminated plastic, exclusive new Spring Pastorale 691 won't discolor. Wipes clean quickly and easily

Feature wall surfaced with FORMICA® brand laminate. Stylish Green Olive 866 with a durable, wipe-clean finish. Mirror frames of exclusive FORMICA® brand molding, Spanish Oak 344, to match built-in and vanitory.

Vanitory covered with FORMICA® brand laminate. Spanish Oak 344 creates the look of fine furniture, never needs refinishing.

Vanitory top and windowsill of FORMICA® brand laminate. Handsomely design-coordinated in Sienna Travertine 662. Resists medicine and cosmetic stains.

Carpeting: CRESLAN® acrylic fiber

Exclusive from Formica... new, durable laminate surfaces in more than a hundred go-together colors, patterns and woodgrains for every room in your home. Backed by the Good Housekeeping Seal. Whenever you build or remodel, insist on FORMICA® brand laminate ... enduring elegance at practical prices! See your local dealer or write Department AH 10-7.

Spanish Oak 344 | Green Olive 866 | Spring Pastorale 691 | Sienna Travertine 662

There are other brands of laminated plastic, but only one

FORMICA® BRAND

laminated plastic

Formica Corporation • Cincinnati, Ohio 45232, subsidiary of CYANAMID

Now help your hands to the creamy complexion of youth with the mildest, creamiest Ivory Liquid ever!

Creaminess you can see

Creaminess you can feel

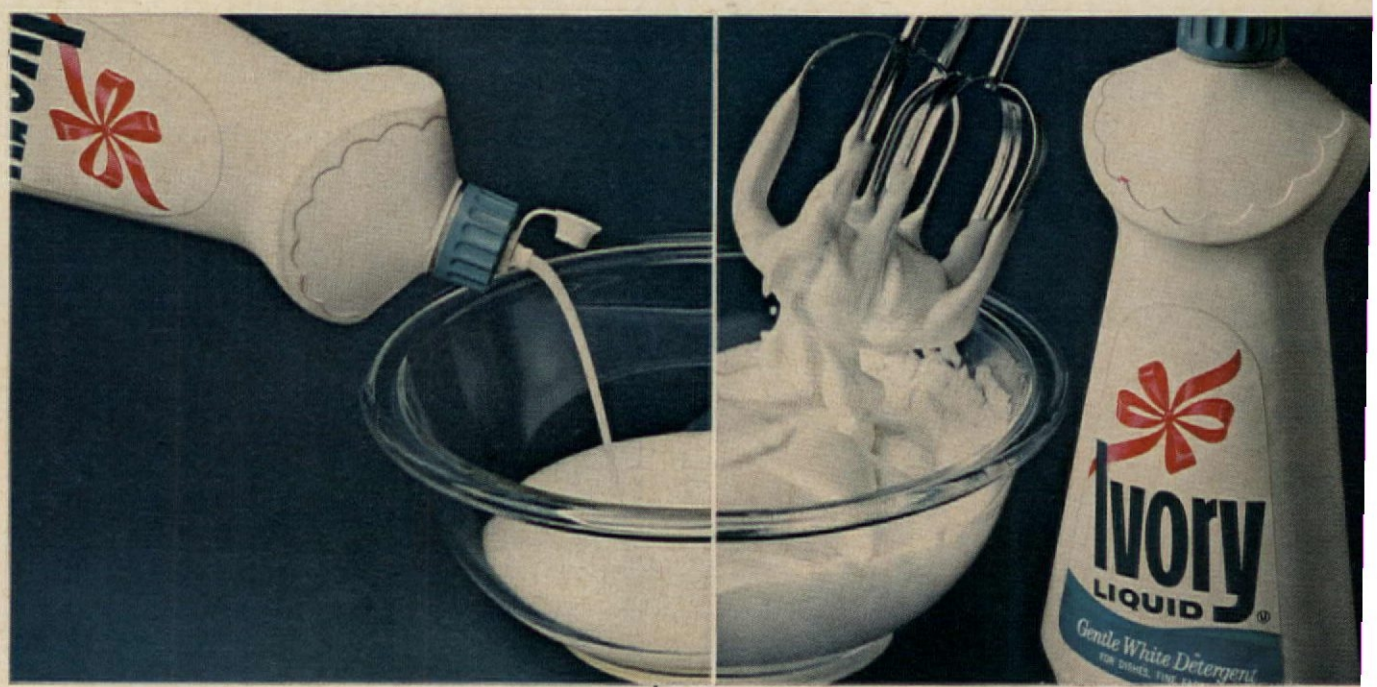

It even whips! Of course, you don't have to whip it to believe it. Use Ivory Liquid detergent for your dishes. Treat your hands to the famous mildness you'd expect from a product named Ivory. It can help your hands to that young creamy look—the creamy complexion of youth.

THE NEW DIMENSION

Quality has been on this earth through the centuries. You see it in a vase just unearthed in some far-off cave of antiquity. You see it in a Greek temple, an Italian sculpture, a Dutch painting. But what is quality? Many associate it with permanence. The older it is and the longer it lasts, the better it is. Not necessarily—our latter-day Victorian fortresses are proof of that. Is it artistry, design, craftsmanship? Materials, color, construction? Yes, all these and more. And even though each of us may have his own interpretation of what quality is, it is our appreciation of it that is important. For it is this appreciation that now gives quality its new dimension. Houses are being built to give us the very best of the past, others the very best of the future. Whole new communities are sprouting up to provide us with a pleasing environment—privacy for ourselves, play areas for our children. Travel teaches us the finest of foreign cuisines. Line-for-line reproductions of fine antiques remind us that design and attention to detail are still earmarks of quality. The new modern is here to excite us with its daring and basic good design. Both are relatively inexpensive. Today, quality surrounds us on all sides. It is more available than ever before—in the houses we live in, the furniture we buy, the foods we savor, the gardens we relax in. This issue is devoted to a look at these new dimensions of quality.

Artist: Kit Hinrichs

This house, a completely redesigned New York one-family attached house, is an outstanding example of modern with a quality look. Study it and learn from it—for it often takes more sophistication to judge good modern from bad than it does with traditional. Although its appeal is mainly architectural, with a minimum of furnishings, this house is an object lesson in applied modern design, honest use of materials, warmth, and beauty. Redesigned by architect Yung Wang and his soon-to-be-architect wife Ming, there is nothing to bore you here. Both texture and color catch the eye. Though both are exceedingly subtle, they are repeated throughout the house. The terra-cotta of the brick walls is found in a rug; the slate floor repeats in a charcoal carpet. The overall appearance is monolithic with vast undecorated wall spaces; monumental piers rising to the ceiling; huge, low couches. But there is also contrast—with tiny objects, tightly grouped in the display cases, minute fireplace openings exposed where the huge mantelpieces were removed. And against all the hard-edge design of slate, concrete, marble, and brick, there is the soft luxury of fur, wool, and corduroy.

Even though you may not want to copy this house outright, you may well want to capture some of its modern beauty without going to the length and the expense the Wangs did. We suggest you turn to page 82 and take a look at some of the new, modern designs in furniture and furnishings. The sleekly handsome, pared-down look of these pieces will give you the wood tones every interior needs. For this very purpose the Wangs used the magnificent old doors and shutters with which their house was blessed. The lines of this new furniture, reassuringly massive, echo the comfortable lowness of the Wangs' built-ins. They will serve to make your low-slung modern ceilings seem much higher.

HERE'S A QUALITY HOUSE TO LEARN BY

By Vera D. Hahn

A completely integrated architectural statement accounts for the feeling of quality that pervades the Wang house. In the living room (above and opposite) most of the furniture and all of the lighting are part of the architecture. Even the free-standing pieces have a strong, architectural look. White display cabinets were designed to hold Mrs. Wang's collection of minute toys and memorabilia.

(continued)

The bed dominates the Wangs' street-level, garden-view bedroom. Display, storage, and lighting niches to the left and right give it importance, as does the concrete canopy overhead. Wooden closet doors and a thick wool blanket used as a throw exert a softening influence.

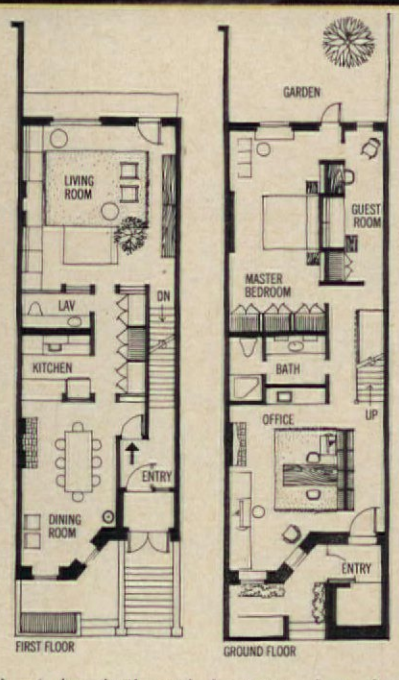

Staircase (right) was stripped of handrail and banisters but the decorative newel post was retained. Stair carpeting is charcoal to match slate floor. Old oak doors now slide on tracks to save space.

Dining room (above and left) gives access to entry. Closet-lined passage toward living room is flanked by two concrete piers. Kitchen counter is faced and topped with butcher block. Bentwood furniture has long been a Wang collection hobby.

Photographer: William Maris

This gateleg table doubles as both console and dining table, by Broyhill. Shaggy carpeting, Another Love, by Stevens Gulistan Carpet. Cycladic head is by Alva Museum Replicas, Inc. Napoleon, by Museum Pieces, Inc. Planter, by Architectural Pottery. Print, Divisions II, London Arts—Macy's Gallery.

New Design Idiom chair and ottoman, low and loungy, are by Thayer Coggin, Inc. Black-and-white cube is from Linear group by Thomasville. Antron carpet in bamboolike pattern called Mikado is by Callaway Mills. Jean Arp sculpture is from Alva Museum Replicas.

DECORATING WITH MODERN

Turning the average modern apartment or builder house into a home with distinction and beauty is no easy task. But we think you'll find the medium-price furniture shown here a great help. From the new American modern groups and collections, their straightforward good looks, ample, rather massive proportions are reminiscent of modern classics and custom-made furniture. Since most modern interiors today lack wood tones because doors and windows are often framed in metal, these pieces will supply much needed warmth. Keep your backgrounds as simple and uncluttered as you can. The contrast of soft and hard materials is of prime importance. If your architecture is modern, try the softening influence of rugs and carpets. For accessories, shop department store and discount-house art galleries for inexpensive prints by modern artists and reproductions of sculpture, both modern and ancient.

Handsome sofa, with total upholstery treatment in red velvet, is from Facets group by Selig Furniture Co. Nylon pile rug with its overscaled Bokhara motifs on alabaster ground is by Alexander Smith. From the E.J. Korvette Art Gallery comes the Miro print. Hanging fixture with conical red shade is from George Kovacs, Inc.



Photographer: Harry Hartman

Brunch table and comfortable armchairs are from Bassett Furniture's Departure group in tattersall pecan finish. The credenza with reversible cane and wood door panels is made by Bernhardt Furniture Co., as part of their Parallel's I group. Mercury glass lamp is by Tyndale. Sergio Gonzales etching, Summer Moon, is from London Arts—Macy's Gallery. Reproduction of modern sculpture, Mother and Child, and the Egyptian duck are from Alva Museum Replicas, Inc.



Exterior of this 1790 farmhouse is "Deerfield" red, the paint mixed by a local artisan. Slate and brick for terrace are from an old cutlery mill. Window panes are bubble glass.

Dining room fireplace (below) has a Dutch oven to keep foods warm.The round fruitwood table is country French, chairs are Windsors. Quilts and blankets were originally hung from the bar across ceiling to retain heat of the fireplace. Tin chandelier is a typical old fixture, wired for 20th-century use.

BE AUTHENTIC WITH TRADITIONAL

Authenticity was uppermost in the minds of Mr. and Mrs. Andrew Weil when they went about restoring this late 18th-century Massachusetts farmhouse. Quality appeared almost on its own accord. In their search for authenticity, the Weils sought out workmen who had been trained in the old craft methods, and they insisted on using nothing but old or at least true-to-the-period materials and furnishings. The strongest influence on their taste was nearby Deerfield Village where they studied the period of their choice firsthand. Although a lot of structural work was done, the Weils were careful not to change the basic character of the house. The large L-shaped living room with its two fireplaces was once three tiny rooms. The paneling was designed and installed by the Weils themselves. Using old wood, they stripped it of paint, rubbed it down, and waxed it. (continued)

Small fireplace in the living room was known as a grandmother's fireplace and was once in a small room where the family bible was read on Sunday. Featheredge moldings of new paneling are true to the period. At the windows: draperies from an old copperplate chintz, inexpensive tobacco-cloth curtains. Oriental rugs were a big favorite during Colonial and post-Colonial days.

BE AUTHENTIC

The kitchen was also completely rebuilt (see above). Although it is only one year old, it is actually located in the oldest part of the house. The fireplace is an exact replica of one in Old Deerfield, all the bricks salvaged from an old cutlery mill. Once the structural changes were made, the Weils proceeded to lavish their home with period pieces—Queen Anne chairs, Windsor chairs, a Chippendale mirror to name a few. Fabrics and wallpapers are modern-day copies of those used in the 18th century. Accessories are collector's items—Lowestoft and Benningtonware, old lanterns and chandeliers, antique cookware, and pewter. Wherever reproductions are used, they are faithful copies of the originals. One lesson to be learned: If you want a traditional home, we suggest you follow the Weils' lead no matter what your style preference might be. Visit restorations, museums, and antique shops to form your own taste and judgment. Get to know your historical period as intimately as the Weils did and then pay meticulous attention to details of the period you want.

With all its 18th-century look, the kitchen (left) is fully equipped with 20th-century appliances. Floor bricks are modern, treated with silicone for stain resistance (note the difference in size and shape from fireplace bricks). Bench under the window once belonged to Daniel Webster. Chair in front of fireplace is an early Brewster. Tabletop is maple set on an old chestnut base. Dining chairs are bow-back Windsors.

Master bedroom (right and above) has a recessed fireplace, paneled by the Weils with stained and antiqued plywood. Above the fireplace is a rare primitive watercolor portrait. Queen Anne table with Chippendale mirror above is used as a writing table. Chairs are country Chippendale pieces. Windows are curtained with tobacco cloth under 19th-century swags. Net canopy is a modern copy.

Photographer: Alexandre Georges

DECORATING WITH TRADITIONAL

To give a new home—even one that's lacking the architectural assets of an old house—atmosphere, charm, and warmth, try furnishing it with authentic period reproductions. If you've always thought reproductions were expensive, often as expensive as antiques, you're in for a pleasant surprise. What's new about reproductions, at least those shown here, is that they are within reach. Now mass-produced, they cost about as much as contemporary pieces of comparable quality. What's more, you can create a completely accessorized period room with reproductions. There are line-for-line copies of antique rugs, lamps, ceiling fixtures, and above all, decorative accessories and works of art. Many of these bear a museum's seal of approval. Also exciting—you can find these reproductions in department or furniture stores and in museums and book shops all over the country.

Chest, Wallace Nutting group, by Drexel. Love seat, Charleston Gallery, by Globe. Candlesticks and footed bowl by Fostoria Glass Co. Carving of Adoration of the Magi from Alva Museum Replicas, Inc. English chintz drapery fabric, Middleburg, by Cyrus Clark. French horn by Edward Alden Studios. Silk-screen print from Price L. Rogers, Inc. White epergne is from Mottahedeh. Bokhara-design rug by Karastan.

Reproduction of 17th-century painting of a mother and her child (right) is from the Art and Book Shop, Metropolitan Museum of Art, N.Y.C. Hanging 18th-century Venetian-style lantern from Norman Perry. Rug, Le Tapis, by James Lees and Sons. Inn sign of tiger and fish from Moore, Rockwell, White Assoc. Organ bank, a reproduction of a 19th-century piece from F. A. O. Schwarz. Queen Anne brass andirons and pewter jar from S. P. Skinner Co. Brass lantern by Edward Alden Studios. Brass candlestick from Mottahedeh. Pottery platter and tureen from Martin Freeman division of Forecast House.



Chippendale corner chair (above) from Drexel's Wallace Nutting group. Stephen Foster chair and tilt-top candlestand from the Henry Ford Museum Collection by Century Furniture. Reproduction of Persian print, Metropolitan Museum of Art. French Provincial toile fabric by Bloomcraft. Oriental rug by Downs Carpet. Copper luster acorn from Moore, Rockwell, White Assoc. Pewter plate and tankard from S. P. Skinner Co. Williamsburg reproduction decanter from the Foreign Advisory Service Corp. Chinese figure from Price L. Rogers, Inc.

Photographer: Harry Hartman

Paisley wing chair is by Hickory Chair Co. English chintz, Princess Anne, by Bloomcraft. Victorian rose, Saratoga Document, rug by Bigelow Sanford. Reproduction of still life by Peale, the Metropolitan Museum of Art, N.Y.C. French 19th-century oil lamp, Norman Perry. Copper bed warmer (also as background) from S. P. Skinner Co. Ironstone tureen from Henry Ford Museum Collection, Iroquois China Co. Tea caddy from the Craft House, Colonial Williamsburg.

For addresses of manufacturers, write to Reader Service, Dept. 2, American Home, 641 Lexington Ave., New York, N.Y. 10022.

Photographer: Richard Gross Landscape Architects: Wimmer and Yamada

The entry (above) is a pleasant walk down broad, concrete aggregate pads placed so they seem to float over the pool. Patio is out of sight behind the redwood screen.

An eight-foot-wide strip of dichondra (top right) extends the length of the garden, pulling the divided living and entry sections together.

Patio (lower right) opening off the living room is 24 by 36 feet. For unity, the quarry-tile floor continues indoors. Olive-tree planter provides extra seating for guests. In pots are strawberry guava, schefflera, Guam lily.

Formal pool in the entry reflects a Japanese black pine (opposite page and above left) growing in a planter "island." Groundcover is a compact variety of native natal plum. Azaleas under the olive tree give an annual show of spring color.

By Evanthia Kondonellis

HAPPY BLEND OF GARDEN AND HOUSE

Here, in the garden of Mr. and Mrs. Clarence Bruck of La Jolla, California, is a shining example of how the fusion of architecture and landscape can bring forth a qüality environment that is an aesthetic experience as well as a joy to be in. Structure and light, plant forms and textures, water and fluid shade are the elements that comprise this private world—to be enjoyed from the inside as well as admired from without. The Brucks wanted a low-maintenance garden which would blend with the native plants of their hillside. They wanted coolness, shade, and privacy. To achieve their goal they used redwood strips overhead and predominantly evergreen, easy-to-care-for plants. They probably would not have succeeded if the architect and landscape architect had not worked together to integrate house and garden. The result: a landscape that has elegance but is organically related to the wild plants of the hill and a house open to the light and a view of the Pacific Ocean on the north.

By Alan C. Borg

THE QUALITY ENVIRONMENT

As our world grows smaller and smaller, it becomes increasingly difficult to find refuge and privacy from the activity around us. Many communities across the nation have increased their zoning requirements (an acre of land or more per house) to assure privacy and restrict growth. This hardly makes sense though, with increasing space demands from a growing population and ever-rising maintenance and municipal tax costs. The obvious answer then is better planning of our land and houses to provide maximum physical use (with minimum physical effort for maintenance) as well as visual and spatial pleasures. This applies to the whole scale of residential construction, from the small builder to the developers of planned communities. It requires better understanding of land planning by our zoning and planning authorities. On these six pages are examples of what some progressive and sensitive builders are doing to provide quality environments. The first four pages are devoted to contemporary houses that are significant contributions to mass single-family housing. They provide seclusion on small lots and allow maximum use of the lots. Moreover, they are being built in a planned community that will eventually house 75,000 people. The last two pages are devoted to a much smaller and more conventional approach to both land use and architectural design—an 11-house complex with Colonial design and careful detailing. Each contributes in its own way to a quality approach to our physical surroundings and style of living.





SECLUSION IN A COMMUNITY

The families who move into a house such as this one in Colony Park, Westlake Village, California, are fortunate. While most of us have to maintain our yards for the visual delight of our neighbors, here, on narrow 60- and 70-foot lots, just about all of the property is used for family living. Only the driveways and small planting strips are open to public view. The rest is secluded behind privacy walls that completely enclose the properties. Houses in this builder group sell from $34,000 to $41,000. Designed by architect Robert Jones to be total units, lot and house become one, with each adding to the other. To see another house in this distinctive planned community, turn the page.

Behind the entry gate the owner controls a world of his own—completely protected from neighbors and passersby. Two-story house in background is windowless on this side. Ancient oaks have been spared.

Adobelike walls at rear of motor court (above) close off all family activities from the street. Garage shields swimming pool. View from kitchen (left) shows three dining areas and in the background, the walls that surround the property for complete privacy.

Photography: Julius Shulman Architect: Robert Jones Builder: Harwin Lee Associates

QUALITY ENVIRONMENT

Adobe wall of neighboring house (photo right) forms patio edge and insures privacy for swimming pool. Sliding doors open up living room (rear) and family room to the pool area. Kitchen is conveniently located behind the outdoor serving counter. Trellis gives shade.

Photo below shows how privacy wall shields entry patio from the street. No overhead power lines or unsightly poles mar the streetscape.

Rear walls of lots border on common open areas which provide automobile-free walkways to schools, playgrounds, and neighborhood shopping.

Sliding windows open up kitchen to counter next to pool. Family room is to right of kitchen. Whole complex forms a complete center for family living and informal entertaining, demands little maintenance.

Motorists' view of development is one of changing wall patterns from house to house with planting strips between sidewalk and walls. Three-car garages are becoming important in California.



SECLUSION IN A COMMUNITY (continued)

Pools, patios, and decks add even more to the total effect since they were thought of in the original design and not added on later, as is the usual case. Moreover, a house-to-house relationship has been considered in the original planning so that the positioning and design of each works with its neighbors on either side. In essence then, we have well-planned houses working well with their sites; each house and site related to its neighbor. The house shown here is one of the most popular models. Sales experience indicates that most buyers have owned a house before and that 50 percent are coming from larger and more expensive homes. These seasoned home owners are buying for two reasons—the planned community aspect is one, but more important is the knowledge that they are buying a surrounding that is completely theirs and one that they can easily maintain themselves or with minimum help. They are buying a quality environment.

(Please turn the page)

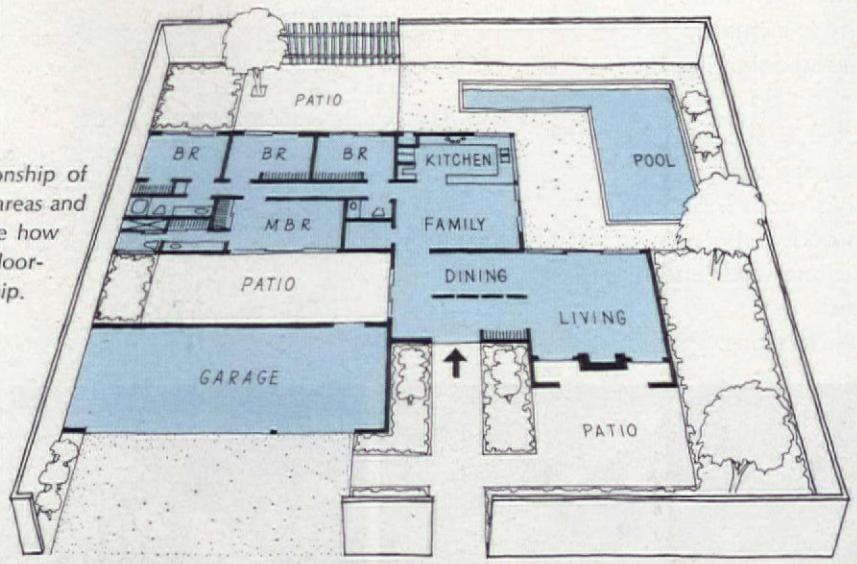

Plan shows relationship of house to outdoor areas and privacy walls. Note how each room has indoor-outdoor relationship.



LIVING IN PLANNED COMMUNITIES

Despite the appealing photos shown here, we can anticipate a nagging thought in some readers' minds about life in a planned community. Just what would it be like living there? Would it be like having a social director who schedules your free time with brigades called out for bridge every Wednesday, square-dance lessons on Friday, and group discussions on Mondays? We can assure you that buying a house in a planned community isn't going to put a straitjacket on you or your schedule, since it's the community that's planned, not your life. Actually, it should have the opposite effect and provide freedom from external restriction instead of any inevitable compliance with group living patterns often found in today's suburbs. That pattern usually begins with everybody getting up to take Daddy to the train. And then there are the scheduled deliveries of offspring to school, outside lessons, and playgrounds, with Mom's shopping fitted in between. Then meet Daddy at the train, have dinner, and everybody in bed after the 11 o'clock news to get the rest needed before catching tomorrow morning's train. A planned community can provide freedom from many of these chores by putting shopping areas nearby and accessible without a car, as well as schools and recreation. The photo above shows a common green behind the houses in Colony Park, part of the planned community of Westlake Village currently being built near Los Angeles. The green leads to elementary schools, shops, and play areas, so that children are protected from traffic and can walk there unescorted. With public landscape maintenance done by the community and no need for chauffering the family around, parents will find more time for the things they want to do—including whatever happens to be offered at the community center. In effect, you're given more choice by life in a planned community, not restricted by what circumstances put in the schedule for you. We have the seeming paradox of a planned community offering a less rigid framework for family life than an ordinary town. And for a very good reason. Most towns just happened, with little regard for building in the amenities of life except for the very rich. By contrast, a planned town starts with these basic requirements and nothing is allowed to interfere, whether it's traffic (which is usually shunted away from residential areas) or commerce and industry (conveniently reached, but not the dominant factors in the townscape). It's been said before, but it's worth repeating: The aim of planned communities is to combine the convenience of city living with the country pleasures of open spaces and recreation areas.

COLONIAL CHARM & DETAIL

Although quite different from the California houses on the preceding pages, this Connecticut community is a quality environment too. Relying upon charm and careful detailing, this 11-house group shows what the small builder can do with dissimilar but related traditional styles. While the land concepts used in California are just as valid in the East, the use of the half-acre lots here has been beautifully handled. Builder Carl Gunther of Trumbull used his rolling, wooded site in the best traditions of the area. The native-stone walls and careful integration of the buildings to the land create a pleasant environment for the Colonial house designs.







Proportions and groupings of buildings contribute an important part to the general feel of the environment. A contrast of natural wood siding and painted siding adds to the visual interest. Molding details are important on many of the houses. All details in the different houses are true to the various periods they represent.

The massing of outbuildings was an important part of Colonial design and is important here. Garages are attached to the houses by connecting links that form family rooms or breezeways. The builder had many windows made at a local mill, but many were stock units.

Designs range from that of earliest settlers to the more formal Williamsburg period. Scattered placement on the land gives picturesque view from one house to another. Typically the entries were carefully planned to give each house a good approach. Stone retaining walls were used to make up differences between grade levels. Walls are mortar-free as they were in Colonial days.

The view above shows the general character that is built into this community. The streets are curving and the lots are not in a gridiron pattern. Trees were preserved wherever possible and grassy "sidewalks" are bordered by stone walls that follow the curve of the streets.

One of the most dominant features of the grouping is the chimney and chimney-cap design. Mostly made of used brick, they vary in shape on each house. They are all well-proportioned and are indicative of the thoughtful detailing found here. Wood shingle roofs blend well with the used brick.

Photographer. Dick Olsen

VEST-POCKET GARDENS

A garden can be anywhere you choose to enjoy it. It may be a tubbed tree on a terrace outside your bedroom window, a definitive bed of herbs a snip away from the kitchen, an exotic jungle basking in the humidity of your bath. The important thing for you is that it set a mood and enliven a window with a view uniquely its own—your own special outdoors when you're in that room. Whenever a specific type of garden, whether herb, vegetable, or tropical, is impractical on a large scale, think of it postage-stamp size—framed in a particular window—especially if the present view is unappealing. Our pictures were chosen to inspire you to design small landscapes for your own windows next season.

Photographer: Richard Gross
Landscape architect: George Fuller

The Japan-inspired sitting garden (right) opens off a master bedroom. A simple redwood bench close to the ground, a soy-tubbed pine tree, and coarse bark groundcovering create a landscape of serenity for watching the changing of the seasons.

Photographer: Richard Gross Landscape architects: Wimmer & Yamada

This garden (left) is three steps below the level of the bathroom beyond an exterior wall of glass with a sliding door. Only 8 by 18 feet, it is carpeted with helxine (baby's tears) and planted with Australian tree fern, fuchsias, gardenia, and bougainvillaea.



Photographer: Richard Gross Landscape architect: Joseph Copp Jr.

Sunlight filtered through a plastic screen (right) is the perfect environment for an herb garden. A step away from the kitchen, it contains basil, tarragon, mint, parsley, chives, anise, dill, rosemary, and rue. Bougainvillaea grows on the fence, Hahn's ivy is in the clay pot.

This small garden sheltered by a redwood and plastic shoji fence is an oasis in the city and provides the kitchen-dining area with a view of green and growing things. For easy maintenance, all the plants are in pots or tubs. There are bonsai deodar cedars and pine, ivy, hydrangeas, pelargoniums, and ferns. Out of camera range were papyrus, palm, dwarf maple, bougainvillaea and trumpet vine.

Photographer: Bruce Harlow

SO YOU'RE LEARNING TO COOK

Is there anything more tempting than a cookie jar heaped with irresistible morsels? Keeping it filled to the brim may be a little difficult, but refilling it's as easy as baking a new batch of cookies. There are so many kinds of cookies, too, that you'll be able to mix up a different recipe each time you bake. And there's always room for your own variations. One of our favorites is the delightfully spicy, ginger cookie. Try our recipe for that coming Halloween party.

Here are some things you'll want to know before you begin to make cookies:

- Choose the right cookie sheet. There are three standard sizes available. Select a size that is two inches narrower and two inches shorter than your oven so the heat can circulate around it while the cookies bake.
- If the recipe calls for a greased cookie sheet, coat it lightly with shortening. Spread it evenly with a pastry brush, a piece of wax paper, or paper towel.
- Cookie dough will melt if it is put on a hot cookie sheet, so have a second, cool one for the next batch to be baked. Let the hot cookie sheet cool before you use it again.
- Be careful with flour. Measure accurately for the recipe and don't use too much when you roll the dough. Too much flour will make your cookies tough and dry.
- Make each cookie the same size and thickness for uniform baking.
- Use a broad spatula to pick up rolled cookies from the board. It helps keep them from stretching.
- Remove cookies from the cookie sheets as soon as they come from the oven. Again, transfer them with a broad spatula and place them on wire cake racks in a single layer.
- Don't overlap cookies when placing them on wire rack. This could cause them to stick and lose their shape.
- Avoid overbaking. Remember, cookies continue to bake after they are removed from the oven until they are taken from the cookie sheet.

4½ to 5 cups sifted all-purpose flour
2 teaspoons baking soda
1 teaspoon ground ginger
1 teaspoon ground cinnamon
1 teaspoon ground cloves
¼ teaspoon salt
1 cup butter or margarine
1 cup sugar
1 cup molasses
1 tablespoon vinegar
1 egg, beaten

1. Sift flour, baking soda, ginger, cinnamon, cloves, and salt together. Set aside.

2. Put butter or margarine and sugar into a large bowl.

3. Put molasses into a small saucepan. Heat to boiling.

4. Pour molasses over butter or margarine and sugar. Add vinegar. Stir until well blended. Set aside and let it cool.

5. Add beaten egg to cooled molasses mixture.

6. Add sifted flour mixture gradually, mixing well after each addition.

7. Cover bowl with aluminum foil, wax paper, or transparent plastic wrap. Chill overnight.

8. Heat oven to 375° F. Grease a cookie sheet lightly.

9. Divide dough into four parts. Roll out one part at a time on a well-floured board, rolling from center to the edge. Keep rest of dough in refrigerator while rolling one part.
For soft, fat cookies roll the dough ¼ inch thick. If you want your cookies thin and crisp, roll the dough ⅛ inch thick.

10. Put a small amount of flour in a small bowl. Dip cookie cutter in the flour. Shake off the excess.

11. Cut out cookies, keeping the cuttings close together and cutting as many as you can from each rolling.

12. Pick up cookies one at a time with a broad spatula and place them about 1 inch apart on cookie sheet.



13. Bake 8 to 10 minutes. Remove from oven. Transfer cookies to wire racks with a broad spatula. Don't stack or overlap them. Cool completely.

GINGERBREAD MEN

1 recipe for Ginger Cookies
Raisins
Milk or water
1 cup sifted confectioners' sugar

1. Prepare and chill dough for Ginger Cookies.

2. Roll dough out ¼ inch thick.

3. Cut out with floured gingerbread-man cutter.

4. Transfer to greased cookie sheets with a broad spatula or pancake turner.

5. Press raisins into dough for eyes, nose, and mouth.

6. If you wish, move the arms and legs carefully, so the gingerbread men will look as though they are running after they are baked.

7. Bake as for Ginger Cookies.

8. Remove carefully from cookie sheets with broad spatula and place on wire racks to cool.

9. Stir enough milk or water into confectioners' sugar to make an icing easy to force through a pastry tube, yet firm enough to hold its shape. Do it slowly by teaspoonfuls for you may need only a tablespoon of liquid or less.

10. Press through pastry tube in thin lines to make outlines for the collar, cuffs, belt, and shoes.

Burger Mushroom Bake



1-7. 1 can Campbell's Golden Mushroom Soup
8. 1½ pounds ground beef
9. ½ cup fine dry bread crumbs
10. 1 egg, slightly beaten
11. ¼ cup finely chopped onion
12. ⅓ cup water

Combine ¼ cup soup with remaining ingredients except water; mix thoroughly. Shape into 6 patties; place in shallow baking dish (12x8x2"). Bake at 350°F. for 30 minutes. Spoon off fat. Combine remaining soup and water; pour over meat. Bake 10 minutes more. 6 servings.

Serve with rice, asparagus, and crusty French bread or rolls. For dessert, have fruit sherbet.

Chicken Crunch

1-7. 1 can Campbell's Golden Mushroom Soup
8. ¾ cup water
9. 1 tablespoon finely chopped onion
10. 2 pounds chicken parts
11. 1 cup finely crushed packaged herb-seasoned stuffing
12. 2 tablespoons melted butter or margarine

Mix ⅓ cup soup, ¼ cup water, and onion. Dip chicken in soup mixture; roll in stuffing. Place in shallow baking dish (12x8x2"); drizzle with butter. Bake at 400°F. for one hour. Combine remaining soup, water. Heat; stir. Serve over chicken. 4 servings.

Serve with mashed potatoes, tomato and lettuce wedges; peaches for dessert.

Beef Stroganoff

1-7. 1 can Campbell's Golden Mushroom Soup
8. 1 pound round steak, cut into thin strips
9. ½ cup sliced onion
10. 2 tablespoons butter or margarine
11. ½ cup sour cream
12. ⅓ cup water

In skillet, brown meat, cook onion in butter until tender. Add remaining ingredients. Cover; simmer 45 min. or until tender. Stir now and then. Serve over hot cooked noodles. 4 servings.

For 608 delicious recipes and menu ideas get "Cooking With Soup." Send 50¢ to: COOKBOOK. Box 510, Maple Plain, Minn. 55359. Offer may be withdrawn at any time. Void if prohibited or restricted by law.

To make any of these recipes, you need 12 ingredients.

7 of them are in here.

M'm! M'm! Good!

TWO POPULAR BLUEPRINT HOUSES

Be ready to break ground when spring breaks and order working drawings for either of these two popular houses in our Blueprint series. One of them (BP 103) is a handsome New England traditional style. The other (BP 104) is a trim, dollar-stretching contemporary. To order plans, use the coupon below. Blueprints are $10 per set, $25 for three sets of the same design. A set contains complete working drawings and a list of materials needed.

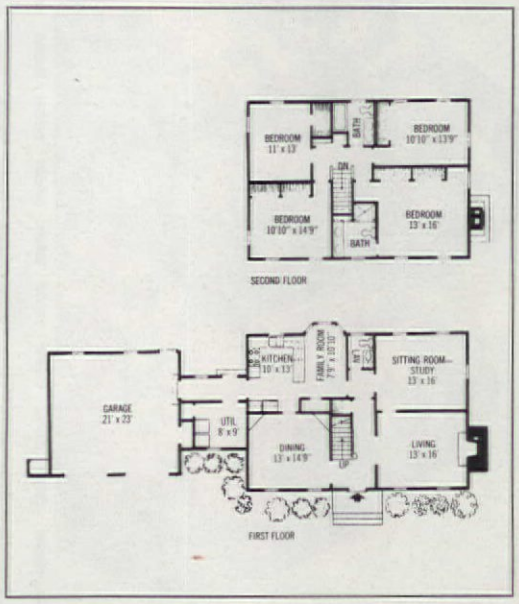

This New England traditional house with the typical central-hall plan has four bedrooms and two baths. The siding is true-to-style narrow clapboards. Garage and utility room are attached to main house in wing at one side. There are 2368 square feet of space plus the garage. Living room has a fireplace, and dining room has built-in corner cupboards. The sitting room could double as a study or guest room. Ask for BP 103.



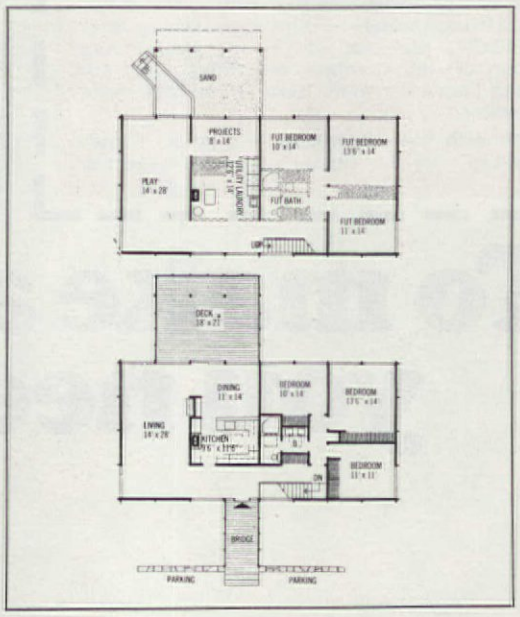

This handsome contemporary house can be built on almost any lot without extensive grading. Entry bridge leads to main living area on upper level. Each level has 1650 square feet. Lower level may be left unfinished until needed. Exterior is sided with red cedar shakes. Rear of house (shown here) is similar to front but has large play deck instead of the entry bridge. For plans, order BP 104.

Send to AMERICAN HOME, Dept. AHXP,
P. O. Box 76, New York, N. Y. 10046.

Please send me the item(s) checked below:

____One set of blueprints, $10, of BP 103____ BP 104 ____(specify)

____Three sets of blueprints, $25, of BP 103____ BP 104____ (specify)

NAME _____

ADDRESS _____

CITY _____ STATE _____ ZIP CODE _____

NOTE: On all items above, please allow about three weeks for delivery. New York State residents please add sales tax. Sorry, we are unable to handle foreign, C.O.D., or Canadian orders. Send check or money order (no stamps). Indicate your zip code.

Nancy Evans made a hit with the team... 'cause dirt can't hide from Intensified Tide!

One ball game followed another and although the team was winning, their uniforms weren't. Knees, seats and elbows were getting grubbier and grubbier. Then Nancy, dedicated fan (and mother of the shortstop) discovered New Intensified Tide's tremendous cleaning. The news spread like wildfire and soon the team looked as good as it played. Dressed in the sharpest, snappiest uniforms around, morale soared to an all-time high. Why those uniforms were so clean... even the umpire could see the difference. Like they say, "Dirt can't hide from Intensified Tide."

She wouldn't have gotten to first base if Tide hadn't come packed in her brand-new Speed Queen!

Sure! Speed Queen packs New Intensified Tide in every new "all fabric" washer.

Look for the SILVER LINING (Lifetime Stainless Steel)

The Speed Queen stainless steel tub is ideal for laundering all fabrics, especially "durable press."

- It's rust-proof, chip-proof and super smooth.
- Speed Queen washers also have a special "durable press" cycle and fully flexible controls to solve all your washday problems.

Tide has agreed with washer makers to supply Tide samples packed by them and to feature their washers in Tide advertising.

The makers of 25 leading washers pack Tide in every top-loading automatic.

Announcing: the strongest pain reliever you can buy...



With a $28,000 mortgage on the $38,000 house (for 25 years at 6½ percent) and a down payment of $10,000, monthly payments to amortize the loan would be $189.06, plus another $125 for taxes, insurance, and heat would total $314.06. And you'd have the house you wanted all along. No need to move again.

IF IT'S A FIRST HOME

If you're a first-time buyer, the considerations are somewhat different. In the first place, are you going on the theory that you can afford to pay 2½ times your annual gross income for a home? That's often accepted as a rule of thumb for a reasonable purchase price. But don't buy that formula right off the bat. It may be right for some people but it may not necessarily work for you. There are too many variables involved. The price you can afford will depend on the size of the down payment you can make; the length of time the mortgage will run; the interest rate you can get; plus closing costs and moving costs. Then you must ask yourself: After meeting the down payment, will we have any emergency funds left in the bank?

Then consider the monthly mortgage payment. Say you're now paying $110 rent. The mortgage payment on a $21,000 house will be, say, $102.21 a month—cheaper than the rent. So the price is right, you figure. But wait a minute and think:

How long will this house you have in mind contain your growing family? How soon will the children overflow the bedrooms and want rooms of their own? Will the community require many more school buildings in the near future? Are there businesses and industrial firms to share the tax burden? Also, what other improvements in the way of sewage and sidewalks are in the offing? Answers to these questions are often available from the town clerk or other officials.

And what about those other expenses which will be tacked onto the monthly mortgage payment? You won't really be paying $102.21 a month, remember. You'll have to figure on an additional sum (from three to five percent of the purchase price each year) for property taxes, heat, and insurance. Let's assume it's four percent, or $70 a month. So you'll find you're paying $172.21 a month, when you're accustomed to budgeting your take-home pay on the basis of $110 rent.

WILL THE FORMULA WORK?

To take a closer look at how this formula of 2½ times your annual gross income works out as a yardstick for measuring how much you can afford to pay for a home, here's one specific case: Family's annual gross income, $9000. Present rent, $100. Two children, one and three years old. The house this family's planning to buy (continued)

Ready to Move?

(continued from page 40)

housing about $150, a realistic budget for your family of four could be $675. This has been allowing you about $125 leeway a month for savings and insurance.

You're thinking that the difference in housing will be only $84 if you move, so you can make the grade with a few economies. And you'll have that $1700 after the sale of your present house for closing costs, moving, and other extras.

But keep in mind that a certain amount of your "leeway" money will be absorbed in heating and maintaining a larger home. Other utilities will probably cost more. There are bound to be outlays for decorating, remodeling, new furniture and carpets, an appliance or two, and perhaps some landscaping. All of which is fine, except that this isn't really the house you and your family want. You'll be duplicating many of these expenses in a few years.

But what if you decide to postpone this less-than-satisfactory move in favor of a better one a few years from now? How will your finances shape up in three years, five years?

In three years, the equity in your present home would amount to about $5700. In five years to about $6580. You can logically expect a continued increase in property values. Then assume you decide now to allot $75 a month to savings, instead of paying it out on the new house. Without counting interest, this sum would add $2700 to your equity figure in three years—for a total of about $8400. In five years, about $4500 to your equity figure—for a total of about $11,080.

How much interest these savings could earn over the years would depend, of course, on where you put them to work—on whether you wanted a sure, fixed yield or were willing to take a certain amount of risk in hopes of higher yield.

In five years, then, your savings will have increased. Your income will, probably, have increased (if not, then you might have avoided buying too expensive a house). Your equity in your present house will have built up. The profit from the sale of the house can be expected to be larger. So you could consider a move into a $38,000 home. With this financial setup, you're more likely to find the kind of house and neighborhood you really want.

Assuming an annual gross income in five years of $15,000, you'd have a monthly net income of $990. After the sale of your home at its increased value of $23,000, and after full payment of the existing mortgage, there will be $11,580. Plus savings of $4500 or more—a total of about $16,000.

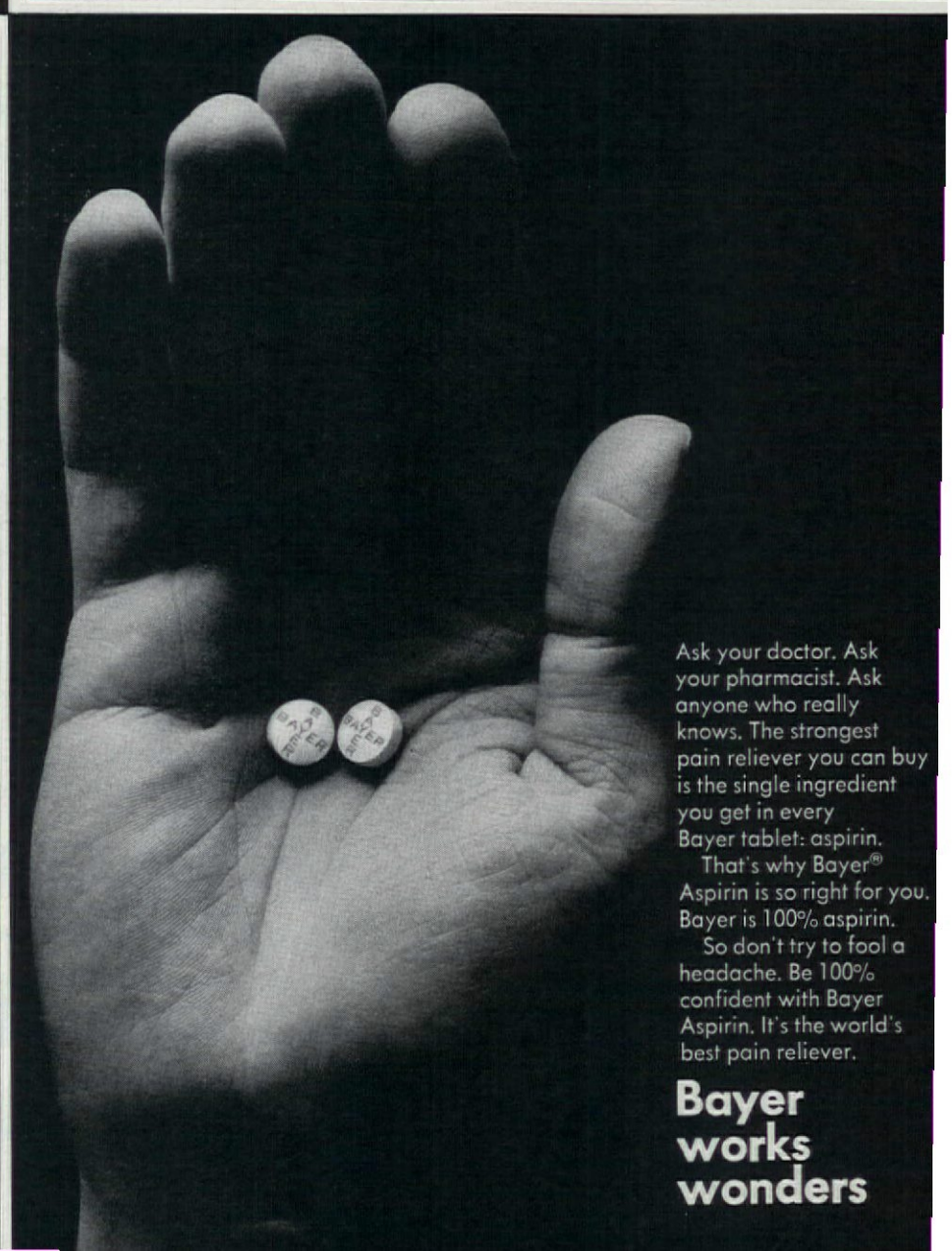

Ask your doctor. Ask your pharmacist. Ask anyone who really knows. The strongest pain reliever you can buy is the single ingredient you get in every Bayer tablet: aspirin.

That's why Bayer® Aspirin is so right for you. Bayer is 100% aspirin.

So don't try to fool a headache. Be 100% confident with Bayer Aspirin. It's the world's best pain reliever.

Bayer works wonders

What's tougher than metal?

Richer-looking than wood?

Solid Vinyl Siding, Gutters, Shutters



Tougher than metal? Sure. Bird Solid Vinyl Siding, Shutters and Gutters can't rust, pit, scratch or dent like metal. (Can't conduct lightning, either.) Richer-looking than wood? Absolutely. Bird Solid Vinyl Siding, Shutters and Gutters have a smooth, soft, satiny luster that *stays* that way! Can't blister, peel or rot. And never needs painting — *not ever!* Find out more. Send coupon. See how you can save upkeep and add resale value with Bird Solid Vinyl Siding, Shutters and Gutters . . . fastest-growing new products in home-building.

BIRD & SON Inc.

QUALITY PRODUCTS SINCE 1795

BIRD & SON, Inc.
Box AH10, East Walpole, Mass. 02032

Please tell me more about carefree-as-can-be Bird building products:

- ☐ Bird Vinyl Siding
- ☐ Bird Vinyl Shutters
- ☐ Bird Vinyl Gutters
- ☐ Bird Wind Seal® Shingles*

Name_____

Address_____

County_____

City_____

State_____ Zip_____

*Not available West of Rockies

PAINT 10 TIMES AS FAST

Shur-line PAINT EDGER

2 guide wheels make your straight-line trimming sharp and clean. 10 times faster than brush trimming next to ceilings, baseboards, doors or window frames!

$1.10

AT PAINT-HARDWARE DEALERS AND PAINT DEPARTMENTS: SHUR-LINE MANUFACTURING CO. LANCASTER, N. Y.

Take stairs sitting down with a StairMobile

- easy, sensible way to get upstairs
- operates on house current
- foldaway feature allows free passage on stairs
- exacting safety features
- very moderate cost

Write for brochure

Southeastern ELEVATOR CO., INC.
Box 6677, Dept. A H
Atlanta, Georgia 30315

$ $ $ $ $

CASH for CHRISTMAS

$ $ $ $ $

You can earn extra cash to spend for a memorable Christmas by joining our staff of independent representatives. Write to the address below, and you will receive full particulars in addition to starting supplies, without obligation.

MOORE-COTTRELL SUBSCRIPTION AGENCIES, INC.
Dept. 484
North Cohocton, New York 14868

Look . . . for the special American Home Christmas Gift Order Form bound between pages 94 and 95 of this issue.

IF YOU SUFFER FROM STOPPED-UP DRAINS

in the Bathroom

in the Kitchen

in the Laundry

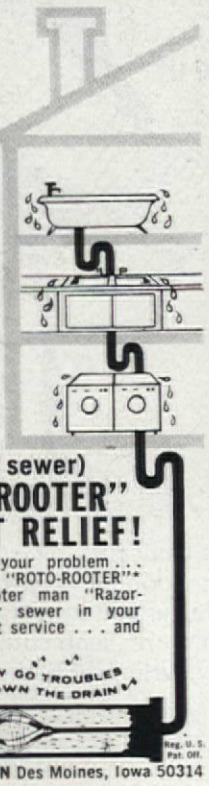

(or a clogged sewer)
CALL "ROTO-ROOTER" FOR INSTANT RELIEF!

Get to the source of your problem . . . fast! Call your local "ROTO-ROOTER"* Company. The Roto-Rooter man "Razor-Kleens"* any drain or sewer in your house. You'll get prompt service . . . and longer-lasting relief.

ROTO-ROOTER AND AWAY GO TROUBLES DOWN THE DRAIN SEWER SERVICE

Reg. U. S. Pat. Off.

ROTO-ROOTER CORPORATION Des Moines, Iowa 50314

READY TO MOVE?
(continued)

costs $22,500. They can put down $4500, with a mortgage of $18,000 at 6½ percent for 30 years.

The monthly mortgage payment, they cheerfully figure, will be $113.78—which shouldn't be too uncomfortable. But adding the cost of the taxes, insurance, heat, etc., there's another $75 tacked on—for a total monthly housing cost of $188.78.

After deductions, the husband's take-home pay is $640. His fixed commitments each month are these:

Housing, $188.78; utilities, $25 including water; life insurance, $20; car payment, $50 (six more months to go); car insurance, $15. Total, $298.78 a month.

Now if he takes on this house, he must meet the following expenses:

Food, $135; household supplies, $20; clothing, $48; personal allowances, $50; medical, $20; miscellaneous (church donations, etc.), $25; car operation, $40. Total, $338 a month.

Adding his fixed expenses and his flexible expenses (flexible only to a degree, of course), he's spending $636.78 a month—and only bringing home $640.

So he comes out with $3.22.

But that doesn't tell the whole story. He has nothing to put aside in savings. The family will need a second car because the home they want to buy really calls for it. There are no surplus funds for recreation or babysitters, no emergency funds in the bank. His savings went for the down payment and closing costs. He has no opportunity to build up his insurance program while he's still young enough to benefit by less expensive premiums.

Wouldn't this family be wiser to settle for a house that would cost less—allowing for a little more financial elbowroom? One that would allow them to operate without a second car for the time being and start to recoup their savings.

POINTS TO CONSIDER

Thoughtful analysis of the family's budget figures is the realistic way to arrive at the right price. And after that, continuing costs must be considered as well as the advantages of increasing equity. Maybe these costs won't seem formidable at all if you're really in a position to handle them. But don't fail to be aware of them.

Have you looked into the rate of property tax rises over recent years in the particular community where you want to buy? Have you determined how much home protection in the way of insurance you will want to buy? Do you know how much it will actually cost to heat this house you are looking at longingly? And how about the cost of electricity, water, garbage collection? How about minor repairs, outside and in, which will need doing? Will transportation costs go up in this new neighborhood?

Other factors to weigh before you even start house hunting:

How much job security can the breadwinner reasonably count on? Is his company one that tends to send its men from pillar to post? Must a house be looked at as much from the resale standpoint as from its appearance and livability?

How soon will college costs become a major item in the budget?

Buying a first home almost invariably puts extra special expenses on a young family. There's the matter of furnishings—and if the move is from a small apartment to a sizable house, this can be a real financial load. Taking on a big monthly installment payment for furniture in addition to the mortgage can leave even a good income feeling pinched.

Does this paint a discouraging picture? It shouldn't really, for all the above points are readily learned from experience, and people still buy houses, and will continue to do so. But you'll be a lot happier with the house you buy if you carefully study all of its financial ramifications.

SHOPPING INFORMATION

BUDGET IDEAS WORTH COPYING

Page 110 (top): Wallpaper, Yankee Press, by The Birge Co., 390 Niagara St., Buffalo, N.Y. Black-and-white wallpaper, Mary Ann, by Thomas Strahan Co., Chelsea, Mass. Rug, Buffalo Check, by Cabin Crafts, Inc., Dalton, Ga. **(Bottom):** Wallpaper, Espalier, by Imperial Wallpaper Mill, Inc., 3645 Warrensville Center Rd., Cleveland, Ohio. Wallpapers, Seton Stripe and Shirt Stripe, by The Birge Co. Fabric, Mayfair, by Everfast, 70 West 40 St., N.Y.C. Vinyl flooring, Kaleidoscope, by Amtico Flooring Division, American Rubber Co., Trenton, N.J. **Page 112 (top):** Wallpaper by Bailey Wall Paper Co., 4001 W. 25th St., Cleveland, Ohio. **(Bottom):** Wallpaper, Broadmoor, by Imperial. Rug, Provence, by Magee, 295 Fifth Ave., N.Y.C. Mercury glass lamp by Wilmar Co., Inc., 230 Fifth Ave., N.Y.C.

VEAL ITALIAN STYLE

Page 119: Joan of Arc flatware by International Silver Co., Meriden, Conn. Brion glassware, pepper mill from Baccarat, Inc., N.Y.C. Ambassador platter and plate from Ceralene, Inc. N.Y.C.

LOTS FROM LITTLE

Page 134: Cabinets, Yorktowne, by Colonial Products Co., Dallastown, Pa. Range by Caloric Corp., Topton, Pa. Refrigerator, dishwasher by General Electric Co., Appliance Park, Louisville, Ky. TV by General Electric Co., Syracuse, N.Y. Counters by Formica Corp., 4614 Spring Grove St., Cincinnati, Ohio. Carpet by Lees Carpets, 295 Fifth Ave., N.Y.C. Wallpaper by Lenox Wallpaper Co., 979 Third Ave., N.Y.C. Franciscan dishes from Interpace, International Pipe & Ceramics Corp., 2901 Los Feliz Blvd., Los Angeles, Calif. Place mats and napkins from Azuma, N.Y.C. Mixer by Sunbeam Corp., 5400 W. Roosevelt Rd., Chicago, Ill. Blender by Waring Products Co., 114 Lake St., Winsted, Conn. Toaster-oven electric knife by General Electric Co., 1285 Boston Ave., Bridgeport, Conn. Can opener—ice crusher by John Oster Mfg Co., 5055 N. Lydell Ave., Milwaukee, Wisc.

Enter the Metrecal® Pick-Your-Pleasure Sweepstakes. Just count the delicious kinds of Metrecal on this page.

(Only Metrecal gives you so many different ways to Pick Your Pleasure and slim down.)

Metrecal is the first and last word in dieting. Just pick from rich ready-to-serve flavors. Crunchy Metrecal cookies. Hot Metrecal dinners. And, something really new—Metrecal Shake. When you mix it with fresh milk it's a complete 225-calorie meal full of protein and vitamins—like all Metrecal meals.

To enter the sweepstakes, all you have to do is count how many *of each* are shown on this page.

How many different kinds of cookies? Dinners? Ready-to-serve flavors? Every item in the photograph is different. But some are in cans, boxes, glasses, casseroles, and on trays and dishes.

For example: Metrecal Shake, a new kind of Metrecal, comes in an envelope—3 envelopes to a box. You mix it with cold, fresh milk to make a delicious and complete diet meal. In the photograph—a box of Chocolate Fudge Shake is shown, and mixed glasses of Chocolate, Strawberry, Coffee and Vanilla flavors. 5 luscious flavors in all. So, write 5 for Shake on the entry blank. Get Ready! Get Set! Go! Enter the Metrecal Pick-Your-Pleasure Sweepstakes! What have you got to lose?

BUDGET IDEAS WORTH COPYING

Here are four rooms decorated with more taste than money, with ideas rather than costly furnishings—and each a do-it-yourself example of how imagination can expand your budget. We presented designer Joan Lerrick with this challenge: Take a room roughly the size and shape of the third bedroom you find in many houses and redecorate it inexpensively for four different purposes. What Joan has come up with are get-away areas designed for each member of the family. There's a room for the husband, the wife, the children, and a "his-and-hers" version. Each is worth a long look. The budget furnishings are available no matter where you live and whatever carpentry is needed is geared to the skills of the home handyman.

Sewing-guest room is wallpapered in a stylized fruit pattern. Curtained French-style bed has flanking cabinets to hold sewing in everyday canisters turned neat as bandboxes with wallpaper. Up to the cornice in shelves and there's lots more storage space in those deep drawers tucked under the bed. For whimsical detailing we like the old posts that support the cornice.

Male retreat has a wall-to-wall desk made of thrift-shop drawers. The wallpapered top was vinylized and the old swivel chair treated to a new caning job. For postwork lounging there's a low-slung wicker beach chair and ottoman. The army surplus cot plus mattress can sleep an overnight guest. White bamboo blinds at the window silhouette a growing collection of model birds. Bold plaid rug has lots of style.

(continued)

Match box

Now...strike a match in a lighthearted *bedside* manner with Lady Scott. These new facial tissue dispenser boxes of hers shed their outside wraps to show off beautifully anywhere in the house. Match up with 2-ply bathroom tissue, too. In Bluebell Blue, Camellia Pink, Antique Gold, Fern Green.



Lady Scott®



Play-and-study area for the children has a homemade seating platform that runs around two sides of the room. Sisal carpeting covers both floor and platform. Pillows are durable vinyl. The fool-the-eye "pine" wallpaper is used to cover the stacking toy boxes.

Room divider supports a pair of low-cost butcher-block desks in an adults-only work room. East Indian theme stems from the lacquer-red, block-plaid wallpaper that is also used to cover homemade bookcases on the adjoining wall. Fragments of wood carvings like the ones at the window can be picked up inexpensively.

All wallpapers from Wallcoverings Council
Photographer: Ernest Silva
Shopping Information, page 106

How to wake up a tired bedroom.

All your bedroom needs is the right carpeting and it'll look like a whole new bedroom. Take Alexander Smith's "Home Glow," for instance. Its sculptured all-over pattern is alive with flattering color. It comes in 18 of them, in fact. Any one of which can set off everything in your bedroom.

Home Glow is specially styled to go with any period of furniture, every scheme of decor. Its rich, random-sheared texture is luxurious to walk on. And the rugged Cumuloft® nylon pile will wear and wear and wear.

It's also mothproof, mildewproof and easy to clean.

The price of Home Glow is about $129.00 for a 12′x 15′ room, plus a modest charge for installation and Alexander Smith's own carpet cushion. Little enough to make a tired bedroom live up to its potentially exciting personality.

October is carpet-your-bedroom month.

Alexander Smith 1845

Sight & Sound

(continued from page 50)

interested in cycles, distortion, and power output. Times have changed. Claims and counterclaims are made for one brand against another's audio power. One manufactuturer says that the street lamps dim for blocks around when his 250 watt radio-phonograph is turned on.

MAKE A LISTENING TEST

But whether you shop for component hi-fi or the appliance kind, one aspect will be common to both: The preference for one brand over another will be decided by your ears. You'll have to listen—and listen carefully.

Want to make the listening test more meaningful and your shopping more rewarding? Take your favorite record along and ask the dealer to play it on the various models you're considering. Your ear—accustomed as it is to the record—will quickly perceive the differences between sets. You'll also discover—or should—that your record contained far more music than you thought.

NEW LOOK AND SOUND IN RADIO

Interested in radio alone? The new models are as easy on the eyes as the ears. The boxy look that prevailed is being phased out since designers have gained new latitude with miniaturized circuits and transistorization. The result: slim lines (some sets are only 4½ inches deep), bigger speakers (for better sound), and more variety in styling. There are more woods—veneers and solids—being used than heretofore. And they are being tastefully combined with plastics and metals for a sleek, contemporary look.

You get more for your money with FM radio than ever before. And it costs less; prices start in the $30 range. There's another important difference—one which may surprise you if you haven't listened to FM recently. Programming has expanded from what was almost exclusively serious music to appeal to a much broader audience. Listen across the FM band today and except for the much higher quality, you can hardly distinguish it from AM.

What features should you seek in an FM radio? Automatic frequency control (AFC) is one. This simply means that tuning is locked in—that the reception won't drift off station. A muting circuit is also desirable to reduce "white noise"—the hissing sound between stations. Better sensitivity—the ability to tune in more stations across the dial—is a feature of the better sets. They'll also exhibit better capture radio, a fancy way of saying less interstation interference.

The first step in buying FM radio is to listen to the finest, most expensive set you can. Until you do you cannot know the joys of FM listening or appreciate how genuinely pure it can sound. Listen to the best and use this as the standard against which you can measure less expensive models.

TV GUIDELINES

The purchase of a TV set hardly compares with buying a radio or phonograph. Obviously the eye must judge more than the ear and, indeed, our ears are treated as secondary senses by TV makers. As you might expect, you get what you pay for. Less expensive sets are distinguished by audio circuits that are only moderately good and design and space considerations restrict the size of the loudspeaker that can be used—with a consequent restriction in the quality of the tone. In some models, the loudspeaker isn't a front-firing type; that is, what we hear is reflected from walls and ceiling.

What about the TV picture? What guidelines have we for evaluating the visual side of home entertainment? The following tips apply equally to black-and-white and color sets.

In comparing brands, don't be satisfied with a partial picture. Look from one to the other. Does one set cut off the tops of people's heads? Choose the set that does not. And make sure that none of the action on the screen is lost.

Notice what happens when a person on camera walks across the screen. If the image distorts, reject the set.

Test the "brightness" control. Turn it all the way up. There should be brightness-to-spare, more brightness than you can use.

Try the channel selector knob. Does the picture break up or become distorted when you go from one channel to another? It shouldn't.

Look at the picture carefully. Is it a distinct and integral image—equally clear at the center and at the edges of the screen? It should be. And a close-up examination of the image should reveal the scanning lines to be sharp and clear.

The purchase of a color set requires extra care. Take your time. Don't be rushed into a purchase. And don't be distracted by the unusual redness of the package in the soap commercial or the colors of the model's dress. The package should be the right shade of red and the model's skin tones are more significant than the color of her dress. Skin tone is your best guage of color fidelity; it must be close to lifelike. Using this for your guide, compare brands.

Note, too, whether the colors bleed—run together at the edges of the picture tube. They should be the same intensity from one side to the other. Neither should the scanning lines bend at the edges of the picture tube.

In choosing between brands, do some dial fiddling on your own. Adjust the color to what you think it should be. Then change channels. When you switch from color channel to color channel, the color reception should be locked in. Only a little touch-up should be necessary. In switching from color to black-and-white, the picture should be perfectly clear; you shouldn't have to touch the controls.

Incidentally, some aspects of set buying are purely practical and have nothing to do with electronics or picture quality. Still, many people overlook them. You should, for example, measure the place where the set will stand and make certain you buy the proper size.

Check, too, for electrical outlets and be sure that the cord from the set is long enough to reach it.

The UL (Underwriters Laboratory) label is an important gauge of the set's safety; look for it.

One final word. Choose your dealer with care. Will he install, guarantee, and service your purchase? Has he his own service facilities on the premises? If not, then you're better off doing business with one that has.

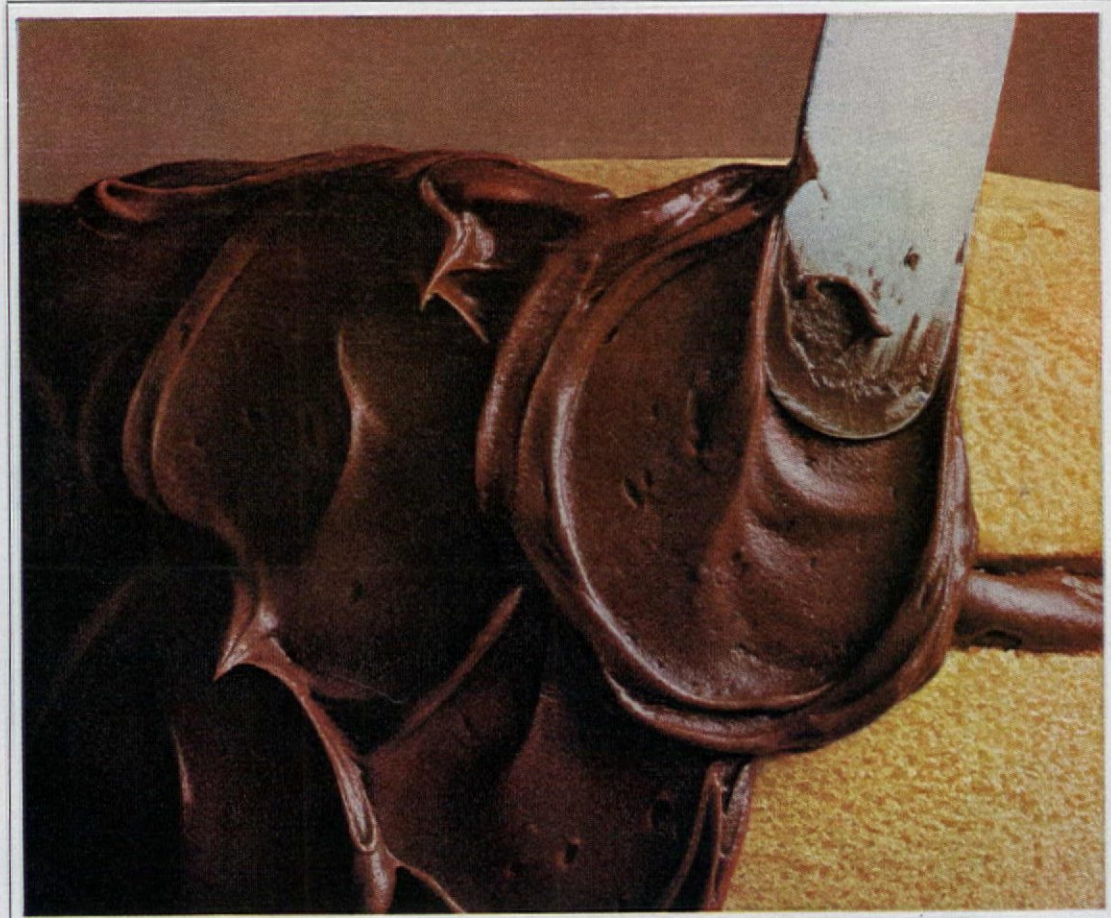

The frosting that spreads easier, tastes creamier than your homemade.

It's homogenized. You can't beat it.

Homogenizing makes Betty Crocker Ready-to-Spread Frosting smoother than any butter cream frosting you can whip, blend or beat at home. That's why it spreads easier, tastes creamier than homemade frosting. Try: Chocolate, Milk Chocolate, Vanilla, Butterscotch or Lemon. They're all unbeatable.

Oak Floors...first choice for modern homes

OAK 1st in floors

First in durability. First in beauty.
First in style and harmony.
First in warmth and comfort.
First in qualities that make
your home more livable.

NATIONAL OAK FLOORING MANUFACTURERS' ASSOCIATION
814 Sterick Bldg., Memphis, Tennessee 38103

One of a series presented by members of the Forest Products Promotion Council.

If you could put a lock on freshness, you wouldn't need Tupperware.

Put the squeeze on freshness. With Tupperware.

Because nothing locks in freshness and keeps it there like Tupperware.

Juices will hold their sweet dispositions for days. Only Tupperware's 50-ounce Handolier (left) has the airtight sealing power to do it.

This is just one of the hundreds of wonders Tupperware has for food. See them all. At a Tupperware Party. Have one before October 28th and you may get a luxurious Lady Shick Electric Hair Dryer. Your Tupperware Distributor has all the juicy details.

Come on. Give food a fresh outlook on life. Give it Tupperware.

TUPPERWARE®

IN THE YELLOW PAGES UNDER "HOUSEWARES"

Good Housekeeping GUARANTEES REPLACEMENT OR REFUND TO CONSUMER IF PRODUCT OR PERFORMANCE DEFECTIVE

COMMENDED by PARENTS' MAGAZINE

Gift offer available in U.S.A. only.

Delicate, delectable veal, so young and tender, has many personalities because of its happy compatibility with seasonings, piquant sauces, savory vegetables. Veal is unexcelled among meats in its subtle flavor and it is this very quality that makes it so versatile. Italy is one of the countries that understands it best and many of its veal specialties are finding their way into American kitchens. Pictured here is a rolled shoulder of veal—a cut that tends to be overlooked among your other roast favorites but should star in its own right. For the classic Veal Scaloppine and our Cooking Lesson No. 3, turn the page.

By Virginia T. Habeeb

VEAL ITALIAN STYLE

Food photography: Richard Jeffery

Braised Veal Italiano is cooked and basted with a tangy tomato sauce and ringed with a delectable combination of zucchini, eggplant, onions, tomatoes and green pepper. Recipe on page 122.

LESSON NO. 3
CLASSIC VEAL COOKERY

VEAL SCALOPPINE

In our third lesson, American Home Chef Jacques Jaffry helps us to rediscover the many ways of veal. Here in 4 simple stages he demonstrates how to cut and prepare veal scallops. He also offers an unusual recipe for you to try that goes beyond the familiar scaloppine cookery of the parmigiana and piccata schools: Veal Scaloppine Farcite. See the recipe on the opposite page for this delicious example of veal's versatility. Scallops are stuffed with ham, cheese, and mushrooms in a superbly prepared dish that will remind you how much you've missed this special meat in your menu. For additional recipes and some useful tips on the cuts and characteristics of veal turn to page 122.

PREPARING SCALOPPINE OF VEAL

1 *You can buy scaloppine already sliced or you can cut your own from a piece of top or bottom round which you purchase from the butcher. This way you will get more uniformly tender scaloppine. First remove the trimmings. Insert a sharp knife between meat and membrane. Keep blade at an angle so as not to cut into meat. Slide along the meat to remove trimmings.*

2 *Place one hand firmly on the cut surface. This helps control the slicing. Raw meat is too soft to slice evenly as cooked meat. Cut across the grain, cutting a slice about ⅜ of an inch thick.*

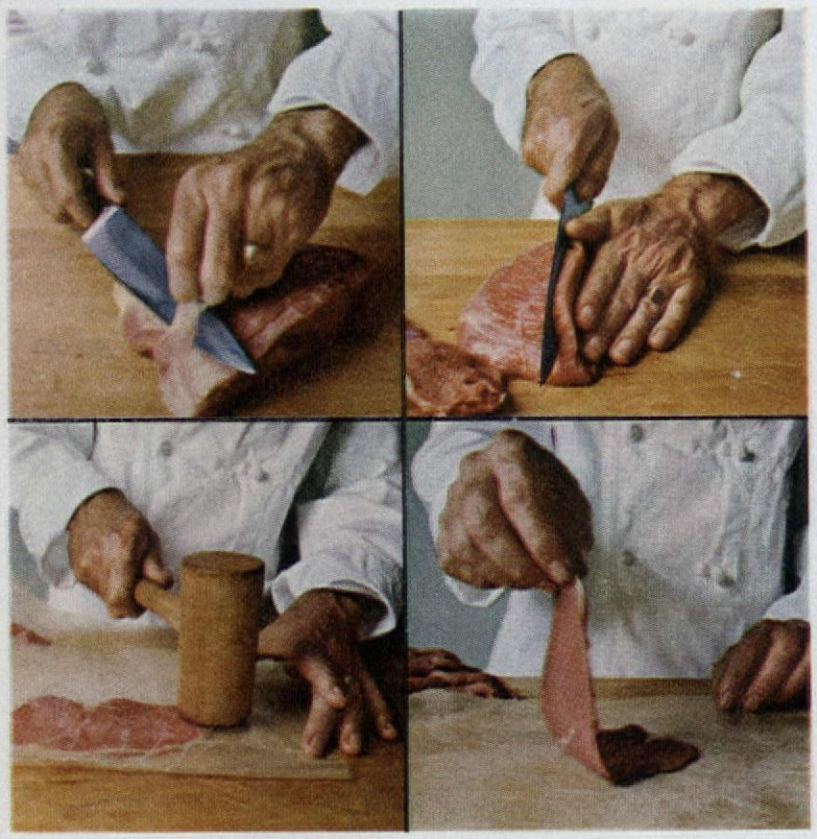

3 *Put each slice between two pieces of wax paper and pound with a wooden mallet or other heavy object until slice is about half as thick—less than ¼ inch.*

4 *Here you can see just how thin the pounded veal is.*

PREPARING VEAL SCALOPPINE FARCITE

1 *Place a slice of prosciutto on each of 6 slices of veal. Top with a slice of mozzarella. Arrange sautéed mushrooms on the cheese.*

2 *Cover each one with a second slice of veal, placing it carefully so you don't disturb the stuffing, and bringing the edges together neatly.*

3 *Pound all around the edge with a wooden mallet or any other heavy object to seal the edges of the two pieces of veal. Season and flour veal.*

4 *Sauté scaloppine in hot fat over medium heat until brown on both sides. Cook only as many as the pan will hold. Remove and keep warm as others cook.*

5 *Arrange veal on platter. Prepare sauce and pour over veal.*

VEAL SCALOPPINE FARCITE

(Stuffed Scaloppine)

- ¼ cup butter or margarine
- 12 medium-size mushrooms, sliced
- 1 tablespoon lemon juice
- ½ teaspoon salt
- 1½ pounds veal for scaloppine (12 pieces 4x6 inches each)
- 6 slices prosciutto ham
- 6 slices mozzarella cheese
- Salt
- Pepper
- Flour
- 6 tablespoons butter or margarine
- 3 tablespoons lemon juice
- 1 cup chicken broth
- ¼ cup butter or margarine
- 2 tablespoons chopped parsley
- Thin lemon slices

Heat ¼ cup butter or margarine in skillet. Add mushrooms, 1 tablespoon lemon juice, and ½ teaspoon salt. Sauté 5 to 6 minutes. Remove from heat.

Pound veal to less than ¼-inch thickness. Place 1 slice prosciutto, 1 slice mozzarella cheese, and 2 tablespoons mushrooms on each of 6 veal slices. Place remaining 6 slices of veal over stuffing. Pound edges together to seal.

Season veal lightly with salt and pepper. Sprinkle with flour on both sides. Heat 6 tablespoons butter or margarine in skillet over medium heat. Sauté veal 3 to 4 minutes on each side. Remove veal to serving platter. Keep warm.

Discard any butter or margarine remaining in skillet. Remove skillet from heat; cool slightly. Add 3 tablespoons lemon juice and chicken broth to skillet. Cook 8 minutes, stirring with wooden spoon to scrape up all brown bits in pan. Remove from heat. Add ¼ cup butter or margarine, adding small pieces at a time and rotating skillet after each addition until butter or margarine is melted. Correct seasoning. Pour over veal. Sprinkle with parsley. Garnish with lemon slices. Makes 6 servings.

Shopping Information, page 106

LOOK WHAT YOU CAN DO WITH CAKE MIX!

Baking a cake from scratch can be a delightful experience if you're using a treasured recipe or when you have time to putter in the kitchen creating a masterpiece from special ingredients. And yet, as heretical as it still may sound to some ears, we are here to testify that cake mixes are mighty good. And they're getting better all the time! We are not only confident of their quality and taste but of their results—foolproof. Moreover, there is such a variety available in our supermarkets today, creative cooks have an inexhaustible supply for inspiration. Just look what you can do to make them individually yours—by adding ingredients, experimenting with shapes, drizzling, swirling, garnishing. We used eight favorites—chocolate, yellow, lemon chiffon, angel, lemon, spice, devil's food, and white. Recipes for the cakes shown here and others begin on page 124.

Starting at far left: Triple Chocolate Cake with devil's food mix, chocolate frosting, and a chocolate mint glaze. Next, a delicate Lemon Chiffon Roll; a heavenly Angel Parfait Cake; and a Rum Cake, made from yellow cake mix. The little Glazed Fruited Gems are a different way to bake cupcakes. Last is Pecan Peach Crown, a spice cake enriched with peaches and whipped cream.

Veal Italian Style

(continued from page 118)

Veal is a very delicious meat when cooked to perfection. Quality is, of course, the first thing to look for to get the best results. The flesh should be smooth and of a very pale pink color indicating a milk-fed animal.

Roasts may be made from top and bottom rounds; saddle, usually boned and rolled; and shoulder, always boned and rolled. Rib rack is usually cut into chops and will also give a beautiful but expensive roast. Veal should always be cooked well done but, owing to its delicate texture, care should be taken not to overcook it.

Veal is very often roasted but braising with a small amount of liquid will give better results. In this case the veal cut is browned in butter or oil in a roasting pan or Dutch oven and removed. Diced vegetables (onions, carrots, celery) are then sautéed in the same fat, the meat is returned to the pan and moistened. This liquid is reduced by half, then the meat is cooked in the oven. The meat will need constant basting while it cooks in order to avoid drying.

Veal cutlets and veal for scaloppine are slices of meat cut from the leg. Top and bottom round are the cuts usually used. Top round, a solid piece of meat without muscle separation, is the better cut. Bottom round will give good results, although it is a little less tender. They are sautéed quickly. Cooking time will vary, but considering the thinness of the slices, the meat will ordinarily be done when golden brown on both sides and resistant to the pressure of the finger.

VEAL SCALOPPINE VALDOSTANA

2 pounds veal for scaloppine (12 pieces, 4x6 inches each)
6 slices prosciutto
1 package (3 ounces) cream cheese
Salt
Pepper
Flour
6 tablespoons butter or margarine
½ cup dry white wine
1 cup chicken broth
¼ cup butter or margarine
2 tablespoons chopped parsley

Pound veal to less than ¼-inch thickness. Place 1 slice prosciutto on each of 6 veal pieces. Divide cream cheese into 6 equal pieces; place one on each slice of prosciutto. Top each with another veal slice. Pound edges to seal.

Season veal lightly with salt and pepper. Sprinkle with flour on both sides. Heat 6 tablespoons butter or margarine in skillet over medium heat. Sauté veal 3 to 4 minutes on each side. Remove veal to serving platter. Keep warm.

Discard any butter or margarine remaining in skillet. Add wine to skillet; cook until reduced by two thirds, stirring with wooden spoon to scrape up all brown bits from pan. Add chicken broth. Simmer 5 minutes. Remove from heat. Add ¼ cup butter or margarine, adding small pieces at a time and rotating skillet after each addition until butter is melted. Correct seasoning. Pour over veal. Sprinkle with parsley. Makes 6 servings.

VEAL SCALOPPINE BOLOGNESE

1½ pounds veal for scaloppine (12 pieces, 3x3 inches each)
Salt
Pepper
Flour
6 tablespoons butter or margarine
½ cup Marsala or dry sherry
1 cup chicken broth
½ cup grated Parmesan cheese

Pound veal to less than ¼-inch thickness. Season pieces lightly with salt and pepper. Dip each piece into flour; shake off excess. Heat 2 tablespoons butter or margarine in skillet over medium heat. Sauté veal quickly, a few pieces at a time, using about 2 tablespoons butter or margarine for each skilletful. Remove veal to heatproof serving platter; keep warm.

Discard butter left in skillet. Pour wine into skillet; heat slowly, stirring with wooden spoon to scrape up all brown bits in pan. Add chicken broth. Simmer until sauce is reduced by half. Correct seasoning. Reserve.

Cover each slice of veal with Parmesan cheese. Dot with 2 tablespoons butter or margarine. Broil until cheese melts. Strain sauce over veal. Makes 6 servings.

VEAL SCALOPPINE CACCIATORE

1½ pounds veal for scaloppine (12 pieces, 3x3 inches each)
Salt
Pepper
Flour
6 tablespoons butter or margarine
1 can (1 pound) Italian plum tomatoes
2 tablespoons chopped onion
10 medium-size mushrooms, sliced
1 small clove of garlic, chopped
¾ cup dry red wine
½ teaspoon leaf oregano, crumbled
3 tablespoons chopped parsley
½ teaspoon salt

Pound veal to less than ¼-inch thickness. Season pieces lightly with salt and pepper. Dip each piece into flour; shake off excess. Heat 2 tablespoons butter or margarine in skillet over medium heat. Sauté veal quickly, a few pieces at a time, using about 2 tablespoons butter or margarine for each skilletful. Remove veal to serving platter; keep warm.

Drain tomatoes; reserve juice. Chop tomatoes coarsely; reserve. Add 2 tablespoons butter or margarine to skillet. Sauté onion and mushrooms 5 minutes, stirring with wooden spoon to scrape up all brown bits from pan. Add garlic, wine, tomatoes and juice, oregano, 2 tablespoons parsley, and ½ teaspoon salt. Simmer 10 minutes. Correct seasoning. Pour sauce over veal. Sprinkle with remaining 1 tablespoon parsley. Makes 6 servings.

VEAL SCALOPPINE ALLA GENOVESE

1½ pounds veal for scaloppine (12 pieces, 3x3 inches each)
Salt
Pepper
Flour
7 or 8 tablespoons butter or margarine
1 tablespoon chopped shallots or green onions
½ cup dry white wine
½ teaspoon leaf sage, crumbled
1 cup chicken broth
1 can (about 1 pound) hearts of artichokes, drained and halved
2 tablespoons chopped parsley

Pound veal to less than ¼-inch thickness. Season pieces lightly with salt and pepper. Dip each piece into flour; shake off excess. Heat 2 tablespoons butter or margarine in skillet over medium heat. Sauté veal quickly, a few pieces at a time, using about 2 tablespoons butter or margarine for each skilletful. Remove veal to serving platter; keep warm.

Discard all but 1 tablespoon butter or margarine from skillet. Add shallots or green onions; cook 1 minute. Add wine and sage. Cook slowly, stirring with wooden spoon to scrape up all brown bits from pan. Add broth. Simmer until reduced by half. Correct seasoning.

Heat 3 tablespoons butter or margarine in small skillet. Add hearts of artichokes; sauté 5 minutes, tossing them once or twice. Strain wine sauce over veal. Arrange artichokes around veal. Sprinkle with parsley. Makes 6 servings.

VEAL SCALOPPINE MANTONA

1½ pounds veal for scaloppine (12 pieces, 3x3 inches each)
Salt
Pepper
Flour
8 to 10 tablespoons butter or margarine
3 tablespoons lemon juice
1 cup chicken broth
¼ cup capers
Chopped parsley

Pound veal to less than ¼-inch thickness. Season pieces lightly with salt and pepper. Dip each piece into flour; shake off excess. Heat 2 tablespoons butter or margarine in skillet over medium heat. Sauté veal quickly, a few pieces at a time, using about 2 tablespoons butter or margarine for each skilletful. Remove veal to serving platter; keep warm.

Turn off heat under skillet; let cool 1 minute. Add lemon juice; stir with wooden spoon to scrape up all brown bits from pan (skillet should not be too hot or lemon juice will evaporate too fast). Add chicken broth; simmer until reduced by half. Correct seasoning. Pour over veal. Heat 4 tablespoons butter or margarine in skillet; add capers; sauté 1 minute. Pour over veal. Sprinkle with parsley. Makes 6 servings.



BRAISED VEAL ITALIANO

4 to 6 pound veal shoulder, boned, rolled, and tied
Salt
Pepper
¼ cup pure vegetable oil
¼ cup butter or margarine
2 cups diced onion (2 large)
1 stalk of celery, diced
1 cup diced, pared carrot
6 peppercorns
1 bay leaf
⅔ cup parsley sprigs
1 clove of garlic
½ cup dry white wine
1 can (8 ounces) tomato sauce
½ cup chicken broth
2 large onions, sliced
3 green peppers, seeded and cubed
6 tablespoons pure vegetable oil
2 zucchini, sliced
1 small eggplant, pared and cut in 1-inch cubes
1 can (1 pound, 13 ounces) Italian plum tomatoes, drained and coarsely chopped
2 teaspoons salt
2 cloves of garlic, finely chopped
3 tablespoons chopped parsley

Season meat with salt and pepper. Heat ¼ cup oil and butter or margarine in heavy kettle or Dutch oven. Brown veal on all sides; remove. Sauté diced onion, celery, and carrot until soft in oil remaining in pan. Add peppercorns, bay leaf, parsley sprigs, 1 clove of garlic, wine, tomato sauce, chicken broth, and veal.

Cook over medium heat until liquid is reduced by half. Remove from heat; cover. Place in 350° F. oven. Cook 2 to 3 hours (allow 30 minutes per pound), basting frequently. Add more chicken broth, if necessary, during cooking.

About 20 minutes before veal is done, sauté sliced onions and green peppers in 6 tablespoons oil in skillet just until onions start taking on color. Add zucchini, eggplant, tomatoes, and 2 teaspoons salt; mix well. Cover. Simmer 10 to 15 minutes. Add chopped garlic and parsley. Simmer 2 minutes; correct seasoning. Remove from heat.

Remove veal to serving platter. Arrange vegetable mixture around veal. Keep warm. Skim all fat from liquid in kettle or Dutch oven. Correct seasoning of sauce; press through fine sieve. Serve in sauceboat. Makes 8 to 10 servings.

VEAL SAUCE FOR PASTA

½ cup butter or margarine
2 cups finely diced mushrooms
2 cups chopped onions (2 large)
2 stalks of celery, chopped
½ cup butter or margarine
2 pounds ground lean veal
2 teaspoons salt
2 cloves of garlic, chopped
1 cup dry white wine
2 cans (6 ounces each) tomato paste
2 cups chicken broth
½ teaspoon pepper
½ teaspoon leaf oregano, crumbled

Heat ½ cup butter or margarine in saucepan; sauté mushrooms, onions, and celery over medium heat 5 minutes. Add ½ cup butter or margarine, veal, and salt; cook until meat is lightly colored. Add garlic; cook 1 minute. Add remaining ingredients. Cover; simmer 1 hour, stirring occasionally. Correct seasoning. Makes 2 quarts. May be frozen.

(continued)

Don't have a Pot Roast Dinner.

Have a Pranzo di Manzo, instead.

To make the Antipasto: It means "before the meal" and that's when you serve it. This Italian appetizer is really made of non-Italian things you may already have in the house. Like ham, olives, peppers, tomatoes and hard-cooked eggs. Serve on a platter with oil and vinegar, and that's an Antipasto.

To make the Frutta: After a meal, Italians eat *frutta*. Plain fresh fruit. Serve yours with knives for peeling, and cheese alongside. Any combination will do (apples and Bel Paese is a good one). For this dessert, it's not what you serve that's Italian, it's the way you serve it.

To make the Pane: Bread is *pane* (pah-nay) in Italian. Buy breadsticks, or a long thin loaf of "Italian Bread." Slice halfway. Then to make it even more Italian, dot with butter, parmesan cheese and a little garlic salt; wrap in foil and warm in the oven.

To make the Manzo: Pranzo di Manzo means "dinner of beef," but you don't have to know how to say it to make it. Because Chef Boy-Ar-Dee® makes a spaghetti sauce that's so Italian, it can make a pot roast Italian. Just cook the Chef's savory sauce right into the meat, the way Italians do. Let its special Italian spices and rich tomato goodness add their lively flavor to your roast. That's all it takes to make sure that instead of ordinary pot roast, this will be something special: real Italian Manzo.

3 pounds beef (pot roast cut)
½ tsp. salt
¼ tsp. pepper
2 tbsp. oil
2 cans Chef Boy-Ar-Dee Spaghetti Sauce with Mushrooms

1. Season meat with salt and pepper. 2. In a large heavy saucepan, brown all sides in oil. Pour off excess oil; pour on Chef Boy-Ar-Dee Spaghetti Sauce with Mushrooms. 3. Cover and cook slowly 2½ hours (or until tender). 4. Serve sliced with extra sauce poured on.

Chef Boy-Ar-Dee

(continued)

BRAISED STUFFED BREAST OF VEAL

¼ cup butter or margarine
1 cup chopped onion (1 large)
2 green peppers, seeded and chopped
1 pound sweet Italian sausages
3 cups dry bread crumbs
2 tablespoons chopped parsley
2 eggs
1 teaspoon salt
¼ teaspoon nutmeg
½ teaspoon pepper
4 to 5 pound breast of veal with pocket
4 tablespoons pure vegetable oil
Salt
1 large onion, sliced
2 carrots, pared and sliced
1 stalk of celery, sliced
1 cup dry white wine
2 tablespoons tomato paste
1 can (13¾ ounces) chicken broth
½ teaspoon leaf sage, crumbled
½ teaspoon leaf basil, crumbled
10 to 12 peppercorns

Heat butter or margarine in skillet; sauté onion and green peppers over medium heat 4 to 5 minutes. Remove casing from sausages. Add sausage meat to skillet; cook 3 to 4 minutes breaking meat up with fork as it cooks. Turn into large bowl; add bread crumbs, parsley, eggs, 1 teaspoon salt, nutmeg, and ½ teaspoon pepper; mix thoroughly.

Heat oven to 375° F. Fill pocket of breast of veal with stuffing; lace or skewer opening. Heat oil in roasting pan. Rub veal with salt; brown on all sides. Add sliced onion, carrots, and celery to pan; cook until onion is golden. Add wine, tomato paste, chicken broth, sage, basil, and peppercorns; bring to boiling; cook until liquid is reduced by half. Place in oven. Cook until tender, allowing 25 to 30 minutes per pound. Baste often, turning meat once or twice during braising.

Remove veal to a serving platter. Skim as much fat from the sauce as possible. Strain through a fine sieve; correct seasoning. Serve in a sauceboat. Makes 8 servings.

VEAL LOAF FLORENTINE

2 pounds ground lean veal
½ pound ground cooked ham
½ teaspoon ground nutmeg
½ teaspoon ground cinnamon
1 tablespoon salt
¼ teaspoon pepper
2 tablespoons chopped parsley
2 eggs
Flour
¼ cup butter or margarine
¼ cup chopped onion (1 small)
1 stalk celery, chopped
1 carrot, pared and chopped
1 tablespoon flour
1½ cups water
1 tablespoon lemon juice

Mix veal, ham, nutmeg, cinnamon, 1 tablespoon salt, ¼ teaspoon pepper, parsley, and eggs until well blended. Form into oblong; roll in flour.

Heat butter or margarine in large skillet; brown the meat loaf slowly on all sides, handling it gently with a wide spatula. Place vegetables around loaf; cook until onion is golden. Mix 1 tablespoon flour and water; pour into pan with veal loaf. Bring liquid to boiling; cover; simmer 40 to 45 minutes, turning meat once during cooking. Remove meat loaf to a serving platter. Add lemon juice to the sauce. Correct seasoning. Strain sauce over meat loaf. Makes 8 servings.

VEAL CHOPS PIEMONTESE

12 medium-size mushrooms
¼ cup butter or margarine
½ cup chopped onion (1 medium)
1 tablespoon lemon juice
½ teaspoon salt
2 tablespoons chopped parsley
6 anchovy fillets, chopped
6 rib veal chops, 1-inch thick each, with pocket
Salt
Pepper
Flour
3 tablespoons butter or margarine
1½ tablespoons flour
½ cup dry white wine
1 cup chicken broth
1 tablespoon chopped parsley

Reserve 6 mushroom caps. Chop stems and remaining 6 mushrooms. Heat ¼ cup butter or margarine in skillet over medium heat. Sauté onion 1 to 2 minutes. Add chopped mushrooms, lemon juice, ½ teaspoon salt, and 2 tablespoons chopped parsley. Cook 5 minutes, stirring once or twice. Remove from heat. Mix in anchovy fillets.

Stuff veal chops with mushroom mixture. Skewer or lace closed. Season chops lightly with salt and pepper. Dip chops into flour; shake off excess. Heat 3 tablespoons butter or margarine in skillet over medium heat. Sauté chops 10 minutes on one side. Turn chops; cook 2 minutes. Add mushroom caps. Sauté chops and caps 8 minutes. Remove chops to serving platter. Arrange mushroom caps on chops. Keep warm.

Blend 1 tablespoon butter or margarine left in skillet with 1½ tablespoons flour (beurre manie). Discard rest of butter from skillet. Add wine to skillet; cook 2 minutes. Add chicken broth; simmer 8 minutes. Blend in beurre manie, a small amount at a time, stirring until sauce is smooth. Correct seasoning. Pour over veal chops. Sprinkle with 1 tablespoon parsley. Makes 6 servings.

Cake Mixes

(continued from page 120)

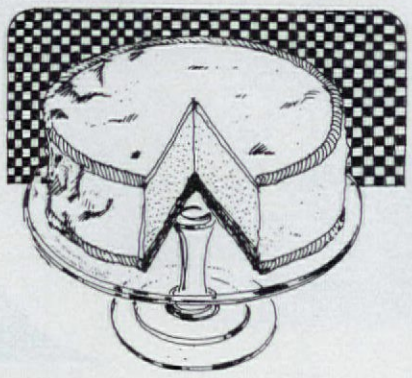

MOCHA CAKE

1 package (2-layer) sour cream fudge cake mix or dark chocolate cake mix
1 tablespoon instant coffee
½ cup very finely chopped walnuts
1 package (about 14 ounces) creamy white frosting mix
⅔ cup dairy sour cream
¼ cup softened butter or margarine
1 teaspoon instant coffee

Heat oven to 350° F. Grease and flour two 9x1½-inch layer-cake pans. Prepare cake mix according to package directions; blend in instant coffee. Fold in chopped nuts. Pour into prepared pans. Bake as directed on package. Cool in pans 10 minutes; remove from pans. Cool completely on wire racks.

Combine frosting mix and sour cream; blend well; chill thoroughly. Stir soft butter or margarine and 1 teaspoon instant coffee into frosting; beat 1 minute at low speed on mixer. (Overbeating will make frosting too thin.) Fill and frost cake. Decorate as desired.

PECAN PEACH CROWN

½ cup melted butter or margarine
⅔ cup light brown sugar, firmly packed
2½ tablespoons light corn syrup
1½ cups shelled pecans
1 package (2-layer) spice-cake mix
1 pint (2 cups) heavy cream
⅓ cup confectioners' sugar
¼ teaspoon nutmeg
1 package (12 ounces) frozen peaches, thawed and well drained

Heat oven to 350° F. Grease and flour the sides of one 9x1½-inch layer-cake pan and one 6-cup ring mold. Combine melted butter or margarine, brown sugar, and corn syrup; blend. Spoon approximately ⅓ the sugar mixture into bottom of ring mold; spoon remainder into layer-cake pan. Arrange pecans over bottoms of both pans.

Prepare cake mix according to package directions. Spoon cake batter very gently over pecan layer in ring mold, filling pan only half full. Pour batter gently into layer-cake pan. Bake cakes 28 to 35 minutes or until cake springs back when lightly touched with fingertip. Invert round layer onto serving plate; invert ring onto wire rack, leaving pans over cakes for two or three minutes; remove pans; cool cakes.

Whip cream, sugar, and nutmeg together until stiff. Fold in peaches. Spread layer of whipped-cream mixture over round layer. Place cake ring on top. Fill center with remaining cream mixture. Chill 1 to 2 hours or until serving time.

GLAZED FRUITED GEMS

1 package (2-layer) lemon cake mix
1 package (3¾ ounces) lemon-flavored instant pudding
1 cup water
½ cup pure vegetable oil
4 eggs
½ cup finely chopped dates
½ cup finely chopped light raisins
1½ teaspoons grated lemon rind
1 cup apricot preserves or apple jelly

Heat oven to 350° F. Grease and flour eight 4- or 5-ounce molds. Combine cake mix, instant pudding, water, oil, and eggs in large bowl of electric mixer. Blend well. Beat at medium speed for 4 minutes. Fold in dates, raisins, and grated lemon rind. Spoon into molds filling each only half full. Refrigerate remaining batter. Bake 15 to 20 minutes or until cake springs back when lightly touched with fingertip. Loosen around sides of molds. Turn out. Cool on wire racks. Repeat baking until all batter is used. Heat apricot preserves or apple jelly until thin and of consistency to brush. Brush over each cake. Decorate with twist of lemon rind, if desired.

ALMOND TORTE

1 package (2-layer) white-cake mix
½ teaspoon almond extract
2 egg whites
⅛ teaspoon salt
1 cup brown sugar, firmly packed
1½ teaspoons lemon juice
⅔ cup slivered almonds
1 tablespoon cornstarch
¼ cup sugar
1½ cups milk
4 egg yolks, slightly beaten
½ teaspoon almond extract

Heat oven to 350° F. Grease and flour two 9x1½-inch layer-cake pans. Prepare cake mix according to package directions, adding ½ teaspoon almond extract to the batter. Pour into prepared pans. Bake according to package directions. Cool in pans 10 minutes. Remove from pans; cool on wire racks.

Heat oven to 400° F. Place one cake layer upside down on cookie sheet; place other right side up. Beat egg whites and salt until foamy. Beat in brown sugar and lemon juice very gradually. Continue beating until meringue stands in stiff peaks. Spread meringue over top of each cake layer. Sprinkle each with almonds. Bake 7 to 8 minutes or until meringue is very lightly browned. Remove from oven. Transfer carefully with broad spatulas to wire racks. Cool.

Mix cornstarch and sugar in small saucepan. Stir in milk gradually. Cook over medium heat, stirring constantly, until mixture boils and thickens; boil 1 minute. Stir about half the mixture slowly into egg yolks; stir into mixture in saucepan. Cook 1 minute, stirring constantly. Remove from heat; add ½ teaspoon almond extract. Cool filling completely.

Split layer that was baked upside down horizontally through center of cake part to make 2 layers. Spread each with filling. Stack carefully (lift with broad spatulas) on cake plate. Split second layer the same way. Spread filling on cake layer. Place on top of the two layers on plate. Top with second meringue layer. Chill.

RUM CAKE

1 package (2-layer) yellow cake mix
1 package (3¾ ounces) instant vanilla pudding mix
½ cup pure vegetable oil
⅔ cup water
4 eggs
⅓ cup light rum
⅓ cup sugar
2 tablespoons water
2 tablespoons light rum
1 tablespoon grated orange rind

Heat oven to 350° F. Grease and flour 10-inch bundt pan or 10-inch tube pan. Combine cake mix, instant pudding mix, oil, ⅔ cup water, eggs, and ⅓ cup rum in large bowl of electric mixer. Blend all ingredients together on low speed. Beat at medium speed for 4 minutes. Turn into prepared pan. Bake 45 to 50 minutes or until cake springs back when lightly touched with fingertip. Cool in pan 10 minutes; remove from pan. Cool on wire rack. Combine sugar, 2 tablespoons water, 2 tablespoons rum, and orange rind, simmer 5 minutes. Brush over warm cake; repeat once or twice while cake cools.

(continued)

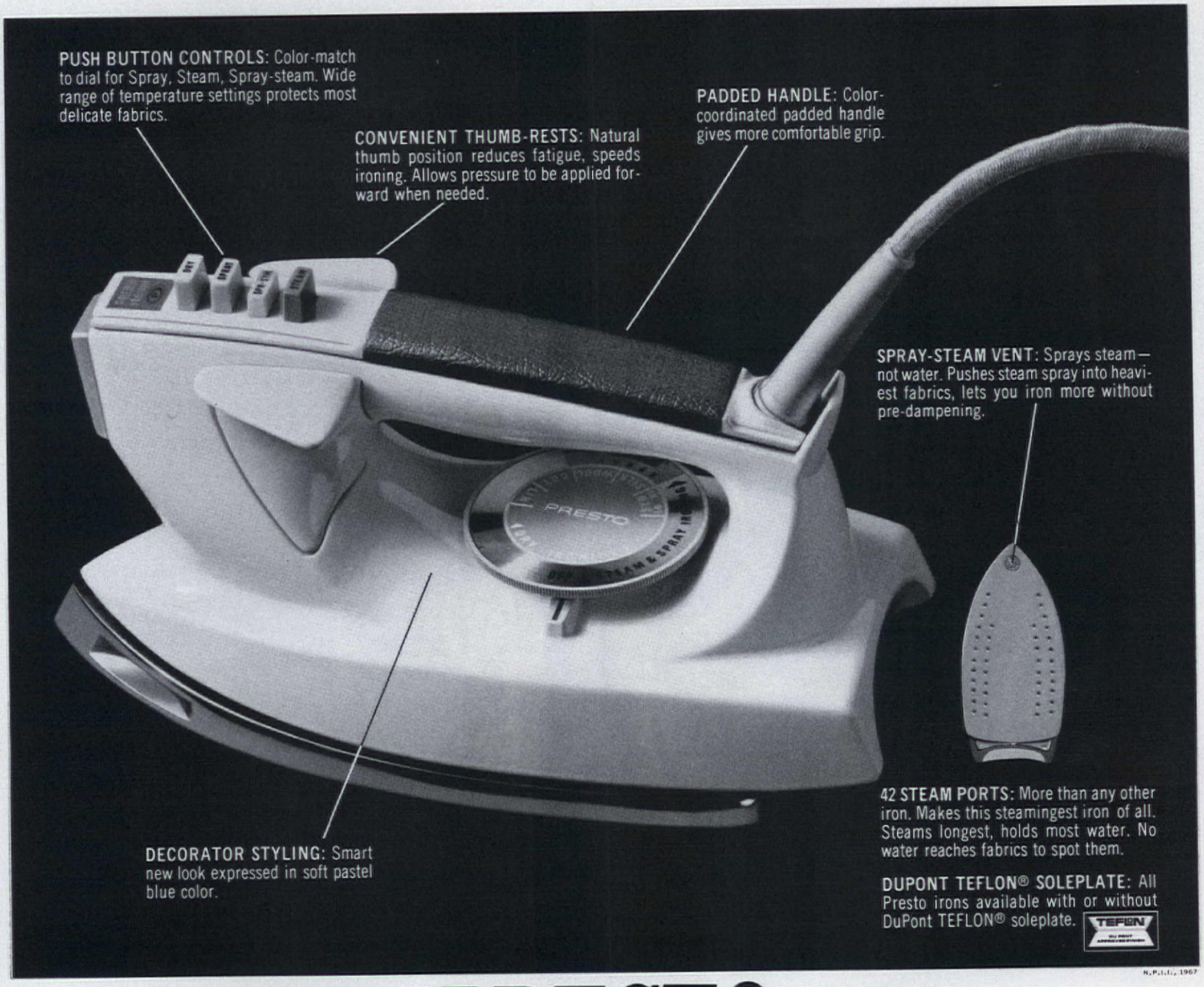

N.P.I.I., 1967

PRESTO THINKS

your new steam iron should be pushbutton automatic, have many steam ports for better steam distribution. Then we thought . . .

TWICE

and added a cool padded handle for easier, more comfortable ironing.

Think twice...and you'll choose PRESTO

NATIONAL PRESTO INDUSTRIES, INC., EAU CLAIRE, WIS. 54701

CAN OPENER/KNIFE SHARPENER: Won top award for design, function, quality. Double-duty; opens cans quickly, cleanly. Keeps knives sharp as new. Magnetic lid holder. Fingertip controls.

PORTABLE PROFESSIONAL HAIR DRYER: Dries hair the beauty salon way. Flows filtered air through large adjustable hood. Washable filter. 5 heat settings. Folds to compact travel case.



ELECTRIC TOOTHBRUSH: Won Housewares Industry first award for design, function, quality. Brushes teeth professionally with up-and-down arc motion. Fast—up to 11,000 up and down strokes per minute. Cordless, push-button automatic. Recharges automatically in recharger base when not in use. Ideal for any size family. Three models: Travel, Deluxe, award-winning Compact.

Announcing: the day you can do away with the wine guide.

The label on a Taylor red dinner wine is classically simple. There's Burgundy—hearty, deep-red. Claret—crisper, drier. Our new one—Lake Country Red, delightfully in-between. And delicate, all-purpose pink Rosé. (And we even price them all the same.)

No pocket guide needed.

No tongue-twisting names you need a cram course in languages to cope with.

How nice for you.

Back at the winery, things are not so simple.

To start with, we take only the choicest grapes from our famed Finger Lakes vineyards. (You're really drinking 4 generations of American history.)

Then we patiently blend a variety of them from different years. So the fine character of America's favorite premium-quality wines never varies.

Your every sip is our best.

Not every vintner can say that.

We uncomplicate wine

For Copy of "Wine—Uncomplicated" write Dept. AR, The Taylor Wine Company, Inc., Vineyards and Winery, Hammondsport, N.Y. 14840

(continued)

TRIPLE CHOCOLATE FUDGE CAKE

1 package (2-layer) devil's food cake mix
1 square unsweetened chocolate, finely grated
½ cup butter or margarine, softened
1 package (1 pound) confectioners' sugar, unsifted
¼ teaspoon salt
1 egg
1½ teaspoons vanilla
3 squares unsweetened chocolate, melted
¼ cup milk
⅓ cup sugar
¼ cup water
2 squares unsweetened chocolate, melted
1 tablespoon milk
3 drops oil of peppermint

Heat oven to 350° F. Grease and flour two 8x8x2-inch pans. Prepare cake mix according to package directions; fold in grated chocolate. Pour batter into prepared pans. Bake 35 minutes or until cake springs back when lightly touched with fingertip. Cool in pans 10 minutes. Remove from pans. Cool completely on wire racks.

Cream softened butter or margarine in small bowl on electric mixer. Beat in about half the confectioners' sugar gradually. Add salt, egg, vanilla, and 3 squares melted chocolate; beat thoroughly. Beat in remaining confectioners' sugar alternately with ¼ cup milk; blend well. Fill and frost cake with chocolate frosting.

Combine ⅓ cup sugar and water in small saucepan; bring to boiling; boil ½ minute, stirring constantly. Stir hot syrup slowly into 2 squares melted chocolate; blend well. Blend in milk and oil of peppermint slowly. Beat or stir glaze until cooled and thickened. Spoon around top of cake making a border about two inches wide, allowing some to drizzle over sides of cake. Let cake stand until glaze has set.

ANGEL PARFAIT CAKE

1 package (about 15 ounces) white angel food cake mix
3 or 4 drops red food coloring
2 drops peppermint extract
3 or 4 drops green food coloring
¼ teaspoon almond extract
3½ cups sifted confectioners' sugar
⅓ cup boiling water
¼ cup butter or margarine, softened
½ teaspoon vanilla
2¼ cups (½ package) confectioners' sugar, sifted
1½ to 2 tablespoons milk
Red food coloring
Green food coloring

Heat oven to 375° F. Prepare cake mix according to package directions. Divide batter quickly into approximate thirds. Fold 3 or 4 drops red food coloring and peppermint extract into one third; fold 3 or 4 drops green food coloring and almond extract into one third; leave remaining third plain. Spoon batters gently into 10-inch tube pan, alternating colors. Bake according to package directions. Invert cake; cool completely. Remove cake from pan; brush off all loose crumbs. Place angel cake, top side down, on cake plate.

Combine 3½ cups confectioners' sugar and boiling water; stir until smooth; add more sugar, if necessary, to make glaze a good spreading consistency. Spread glaze over top, around sides, and in center of cake. Let cake stand until glaze is set.

Blend butter or margarine, vanilla, 2¼ cups confectioners' sugar, and milk in small bowl; beat well. Divide mixture in half; tint one half pastel pink with a few drops red food coloring; tint other half pastel green with a few drops green food coloring. Add more sugar, if necessary, to make frosting hold a stiff shape. Pipe pink rosettes around base, top, and center ring of cake; repeat with green frosting.

Note: Rosettes may be made with packaged, colored frostings in tubes or pressurized cans.



LEMON CHIFFON ROLL

1 package (1 pound, 8 ounces) lemon chiffon cake mix
1½ tablespoons grated lemon rind
Confectioners' sugar
1 cup sugar
6½ tablespoons cornstarch
¼ teaspoon salt
1½ cups water
2 egg yolks, slightly beaten
1 tablespoon butter or margarine
1½ tablespoons grated lemon rind
¼ cup lemon juice

Heat oven to 350° F. Prepare cake mix according to package directions. Fold in 1½ tablespoons grated lemon rind. Divide batter evenly between 2 ungreased 15x10x1-inch jelly-roll pans. Bake 12 to 14 minutes or until cake springs back when lightly touched with fingertip. Invert pans; cool cakes in pans 10 minutes. Sift confectioners' sugar over clean towel. Loosen cake from pan; turn out onto towel. Roll up cake and towel. Cool on wire rack. Repeat with second cake.

Combine sugar, cornstarch, and salt in saucepan; blend in water gradually. Cook over medium heat, stirring constantly, until thickened. Cook 1 minute longer. Stir half the hot mixture into egg yolks. Blend egg-yolk mixture into filling remaining in saucepan. Cook 1 minute, stirring rapidly. Remove from heat; add butter or margarine, 1½ tablespoons grated lemon rind, and lemon juice; cool. Unroll chiffon roll. Spread with half the filling; reroll. Repeat with second roll. Chill rolls well. At serving time dust with additional confectioners' sugar. Garnish with lemon wheels, if desired.

Note: Chiffon batter may be baked as 1 roll and 1 loaf cake (use a 9x5x3-inch loaf pan). Invert loaf cake to cool. Wrap loaf; freeze for later use, or slice and serve with fruit and whipped cream. Lemon filling may be divided in half and used for 1 chiffon roll.

ALL RECIPES TASTE-TESTED IN AMERICAN HOME KITCHENS

IN NOVEMBER: GALA ENTERTAINING

Get ready for a good time! In our next issue you're invited to a round of exciting parties—from the big bash to the small-scale get-together. We'll be serving buffet foods, continental dinners, and you'll find a host of ideas for table settings.
Look for floor plans for rooms that lend themselves to entertaining . . . latest fashions in cookware, home bars, party props. Lots more too!

Look into Contadina -for a richer, thicker tomato paste

Just look how rich and thick Contadina Tomato Paste is! 8 great tomatoes go into it, not just 6 or 7. Plump, sunny-flavored tomatoes. Look into our paste for a richer, thicker spaghetti sauce.

HEAVENLY SPAGHETTI SAUCE (serves 6-8)

Brown 1 pound ground chuck and ½ cup chopped onion in large saucepan. Add 1 large crushed garlic clove, 2 tablespoons minced parsley; sauté 1 minute. Add 2 cups water, 1 teaspoon monosodium glutamate, bay leaf, 2 teaspoons sugar, ⅛ teaspoon pepper, 1 teaspoon salt, ½ teaspoon basil, ½ teaspoon oregano, 3½ cups CONTADINA® Pear Shaped Tomatoes, 1⅓ cups CONTADINA® Tomato Paste. Simmer 1 hour, uncovered; stir occasionally. Remove bay leaf, serve over cooked spaghetti. Garnish with sautéd mushrooms topped with sauce and parsley.

FROM THE 8 GREAT TOMATO FOLKS

CONTADINA FOODS DIV. OF CARNATION CO., LOS ANGELES, CALIF.

Looking for help with your housework?

TRY THESE LABOR-SAVERS FROM

Wantz

KLEENSTEAM

Makes tap water safe for steam irons!
Filters out scale-forming minerals; prevents spitting and sputtering. *Recommended by leading steam iron manufacturers.* Starter kit (makes up to 8 quarts) . . . 98¢
Refill cartridges (make up to 16 quarts) . . . 98¢

PLASTIC AND LEATHER CLEANER

Better than soap for cleaning plastic seat covers, plastic or leather upholstery, luggage, handbags, children's shoes, etc. Luxurious foaming formula polishes to soft luster. Leaves protective silicone finish. Generous 7 oz. spray can . . . 98¢

Wantz Consumer Products Div.
Illinois Water Treatment Company
800 South St., Rockford, Ill., 61105



COMPANY'S COMING TO A MEXICAN DINNER

Entertain at dinner with some of the delightful foods of Mexico. But don't think of chili, enchiladas, or refried beans. Good as they are, the varied cuisine of the country offers so much more. We chose to start our dinner with a delicate noodle soup made with vermicelli and garnished with avocado. Our main dish, stuffed flank steak, has its Mexican touch in its stuffing and its seasoning. You can get it ready ahead, refrigerate it, and then let it cook an hour or more before the party. Accompany it with vegetables and a salad of ingredients common to the land south of the border, but easy for us to obtain. And don't forget the tortillas. You can buy them made or in cans. Dessert is the famous Cocoda, a rich, creamy coconut concoction made early so it can be well chilled.

Thin Noodle Soup*
Flank Steak Stuffed With Sausage*
Zucchini and Corn Rice
Red and Green Pepper Salad*
Tortillas
Coconut Pudding*
Coffee

THIN NOODLE SOUP (Sopa de Fideos)

1 package (8 ounces) vermicelli
3 tablespoons pure vegetable oil
½ cup chopped onion (1 medium)
1 clove of garlic, cut in half
2 medium-size firm, ripe tomatoes, peeled and chopped
3 tablespoons chopped parsley
½ teaspoon salt
⅛ teaspoon pepper
3 cans (10½ ounces each) chicken broth
Thin avocado slices

Sauté vermicelli in hot oil in large saucepan until golden, stirring with fork to separate noodles so they brown evenly and do not burn. Remove from pan; drain on paper towels. Pour off all but 1 tablespoon oil from pan. Sauté onion and garlic until soft. Remove and discard garlic. Add tomatoes to pan; cook 3 minutes. Add parsley, salt, pepper, and chicken broth. Bring to boiling. Add vermicelli; cover; cook 5 minutes or until vermicelli is tender. Float an avocado slice on each bowl of soup. Makes 6 servings.

FLANK STEAK STUFFED WITH SAUSAGE (Aldilla Rellena con Chorizo)

½ pound chorizo (Spanish sausage)
½ cup dry bread crumbs
1 bunch green onions, chopped
⅓ cup chopped parsley
1 tablespoon chili powder
1 egg, beaten
1 flank steak
1 clove of garlic, crushed
Flour
Salt
Pepper
2 tablespoons pure vegetable oil
1 can (8 ounces) tomato sauce
½ cup beef broth
1 bay leaf

Remove sausage from casing; break up meat. Mix sausage meat, bread crumbs, onions, parsley, chili powder, and egg. Rub flank steak on both sides with garlic. Spread sausage mixture on steak; roll up, jelly-roll fashion. Tie in several places.

Dredge steak with flour; sprinkle with salt and pepper. Brown on all sides in hot oil in Dutch oven. Add tomato sauce, beef broth, and bay leaf. Cover. Simmer over low to medium heat or bake at 350° F. 1½ to 1¾ hours or until meat is tender. Makes 6 to 8 servings.

RED AND GREEN PEPPER SALAD

2 medium-size green peppers
2 medium-size sweet red peppers
½ cup olive or pure vegetable oil
2 tablespoons vinegar
1 clove of garlic, crushed
½ teaspoon leaf oregano, crumbled
Salt
Pepper

Seed peppers; cut in strips; place in shallow dish. Combine oil, vinegar, garlic, and oregano; pour over peppers. Season to taste with salt and pepper. Marinate at least 1 hour at room temperature. Makes 6 servings.

COCONUT PUDDING (Cocoda)

1 cup sugar
1 cup water
2-inch piece stick cinnamon
1 can (3½ ounces) shredded coconut
4 cups milk
3 egg yolks, well beaten
Toasted almonds

Combine sugar, water, and cinnamon stick in saucepan. Bring to boiling; boil 10 minutes. Remove from heat; remove cinnamon stick. Add coconut to saucepan. Cook over medium heat, stirring constantly, until coconut absorbs all liquid. Bring milk to boiling in second saucepan; pour over coconut. Cook over medium heat, stirring constantly until of thin custard consistency. Stir half the mixture into egg yolks; stir into mixture in saucepan. Cook over low heat until mixture coats spoon. Pour into shallow, buttered dish or platter. Cool. Chill. Spoon into dessert dishes. Sprinkle with almonds. Makes 8 to 10 servings.

Are you cheating on your husband?

Shame on you. Never betray your husband with synthetic imitation toppings. Ich! There is just no substitute for farm-fresh "Reddi-Wip®" brand whipped cream. It's ready to use. Don't you know that one can of "Reddi-Wip" makes more than a quart of mouth-watering whipped cream? Don't you know that one can of "Reddi-Wip" decorates more than

27 desserts for just about 2¢ a serving? Don't you know that "Reddi-Wip" is 25% richer than most other cream whips? Alright already, so now you know. Strike a blow for morality! Don't cheat. Go straight with "Reddi-Wip"—the good old-fashioned whipped cream with the Good Housekeeping seal. It's the one that makes any dessert taste and look better.

Match Pillsbury

(pick your favorite coffe

Simply match the pictures with the numbered boxes above. Write the number in eac
Pillsbury Co., Box 946, Dept. 114, Minneapolis, Minn. 55460. And we'll send you

☐ Give your family the berries . . . tasty berries . . . rich berries . . . berries right in the box . . . berries all through the bread. So easy to make you don't even need a mixer. Just add one egg and you've got the best quick bread you CRAN eat!

☐ Simmering cinnamons! Here's a coffee cake that's simply scrumptious from the Pillsbury kitchens. Comes in a box . . . mixes up easily. Just mix, bake and serve . . . hot and simply streuselable.

☐ We add the nuts, you add the butter . . . mix, bake and mmmmmmm. The butteriest, nuttiest coffeecake ever! A rich tasting cake . . . best friend coffee ever had . . . Pillsbury!

☐ Lively tasting fruit bars. So fresh-fruit tasting, your family is going to love 'em a lot. An apri-lot!

☐ Make a date with coffee! A bread date. Mois and rich tasting. Easy to fix, and so good to ea you'll want to make the date again.

Coffeetime Mixes!

cake, bar or quick bread mix)

quare. If you'd like, send your name and address and one box top from any Coffeetime Mix, to the oupon good for 15¢ off on any Pillsbury Coffeetime Mix of your choice. Offer expires January 31, 1968.

Each box makes 24 bars. Each bar contains plenty of crunchy nuts. Each bite is delicious. Just add a little butter, mix and bake. Pull 'em out of the oven and serve. After that, there's not much left.

A delicious quick bread with all the fruit flavor of what it's named after. Serve it with coffee. Nutty and tasty . . . so simple to make. You don't even need a mixer. Just open wide and say aaah-pricots!

We made something sweet out of something sour . . . Pillsbury's newest coffee cake . . . with rich country flavor. No need to put the cream in your coffee with this Coffeetime Mix. It's already in the cake.

Two delicious ingredients in this coffee cake. It's cinn-fully apple-tizing. All the juicy apple slices right in the box. Serve it for breakfast . . . perfect for any coffee party . . . just right for Sunday mornings.

ON THE SPOT WITH OVEN CLEANERS

We aren't all lucky enough to have a self-cleaning oven, where our job is limited to setting the proper controls. In fact, from the display of oven cleaners at the supermarket, quite a few households are still in the do-it-yourself oven-cleaning stage. If you're in this category, there's one thing you can be thankful for. Oven cleaning today is a far cry from the job it was a few years ago, thanks to a new breed of oven cleaners. In addition, many of today's ovens can be taken apart and put together with ease. (Just check your range instruction booklet for a guide.)

WHAT ARE THESE "NEW" CLEANERS?

Oven cleaners generally fall into two categories: spray-on and paint-on. The paint-on kinds are the older of the two and have been around for quite a few years. Granted, they're a step above the stifling ammonia-in-the-oven method of cleaning; but they still relegate you to stooping and painting all the surfaces. They're also very strong and must be neutralized with vinegar and water on removal.

The newer cleaners are the spray-on or aerosol variety. Their great step ahead in convenience lies in two main points. First, they spray on quickly and easily. Second, they take only three to five minutes to work and need only a damp sponge or towel for removal. In addition, a few of the aerosols eliminate the necessity of wearing rubber gloves when you wipe out the oven.

HOW DO THEY WORK?

Although aerosol cleaners differ in some degree (be sure to read individual can instructions carefully), most involve the following simple steps.

- Preheat the oven. In most cases, this is recommended as part of the fast three- to five-minute cleaning action of the cleaner. All cleaners may also be used in a cool oven, but will take longer (15 to 30 minutes) to work. One of the newest aerosol cleaners does not recommend a warm oven—it works very effectively in only five minutes on a cool oven.
- Turn the oven off after you've preheated it. It is not necessary to extinguish the pilot light with most aerosol cleaners.
- Spray the whole oven, holding the can eight to 12 inches from the oven surface. Be careful not to spray electrical outlets and light sockets.
- Let stand the recommended time.
- Wipe clean with a damp cloth or sponge. Rinse the sponge frequently.
- A final touch—polish with a soft dry cloth, if you want.

As in most cleaning situations, particularly dirty areas may need a second application of the cleaner or longer waiting time.

REMEMBER THESE PRECAUTIONS

- Aerosol oven cleaners are very strong cleaning solutions and must be used with care.
- When using one, protect your face and clothing and spread newspapers over your kitchen floor.
- All containers specifically state the materials that cleaners can and cannot be used on. They are generally harmless and often used for cleaning ceramic porcelain, stainless steel, glass, and chrome.
- They can be very harmful to aluminum, painted or plastic surfaces, floors, electrical switches and sockets. For this reason, we suggest you carefully avoid any oven trim, etc., if you're not sure what it is made of.
- Wash off any cleaner which may get on your hands or arms. Even with the cleaners that don't require rubber gloves this is a wise precaution.
- Store containers out of reach of youngsters. If an accident should occur, remedies are clearly printed on all containers; read these carefully and follow them.

OVEN CLEANERS AND YOUR RANGE

The rest of your range is made up of three basic components or materials: the porcelain enamel exteri surface or covering, knobs and tri burners or elements and drip pans.

The porcelain enamel surface smooth, hard, and durable. Becau of this, it is very easy to keep cle by regular wiping with a damp clot Don't clean it while it is still war (it could crack from sudden chang in temperatures) and don't use har abrasives on it.

Trim and knobs can b of a variety of material Unless you have specif information on what the are and the recommende cleaner, your best bet is t remove them and clean i hot sudsy water.

Gas burners and electri elements and all their com ponents (chromium rings reflector pans or dri bowls, drip pans) are re movable in varying degrees The easiest and safest wa to clean these is to remov as many as you can and with one exception, soa in hot sudsy water, using mild abrasive if necessary The electric heating ele ments are the one excep tion. These are self-cleaning and should never be placed in water!

KEEPING YOUR RANGE CLEAN

Though it's impossible to cook in your oven or on the cook top without some degree of spattering, spilling, and dripping, there are several tips which will help cut cleaning to a minimum.

Be sensible about the foods you cook. Don't load a pan or a casserole so full that it's bound to bubble over the sides.

When you're baking a fruit pie or other food that is a natural dripper, put a flat pan on the oven shelf below to catch the drips.

Cook meats at the recommended temperatures. Too high a temperature will increase spattering.

Catch a spill as soon as possible. The longer it stays and bakes on, the harder it is to remove.

If you're particularly interested in an always spotless oven, you may want to follow this suggestion: Make spraying your oven with an aerosol oven cleaner a regular part of your after-dinner cleanup. Just give your still-warm oven a quick spray in the soiled areas, then five minutes later wipe it off. Takes only a few minutes of your time, but saves you from attacking a very dirty oven with built-up grease.

In all cases, an overall range cleanup is called for as part of after-meal cleaning.

How about eating out in?

At Brennan's, in the heart of New Orleans' historic French Quarter, a dinner favorite is Shrimp Romanoff. Here's how to make it with Betty Crocker Noodles Romanoff.

1 pkg. (4-serving size) Betty Crocker Noodles Romanoff
1 can (4½ oz.) shrimp, rinsed and drained
1 cup shredded Swiss cheese
1 tbsp. chopped chives

Heat oven to 350°. Prepare Noodles Romanoff as directed on package except—increase milk to ½ cup.

In 1½-quart casserole, layer half the noodles, the shrimp and cheese; top with remaining noodles. Sprinkle with chives. Cover and bake *15 to 20 minutes. 4 servings.* Dinner rolls and a garden-fresh salad round out the meal.

Note: 1 can (6½ oz.) tuna, drained, can be substituted for the shrimp.



Doing anything tomorrow night? Sure. Eating out—in.

COOKING WITH **Brer Rabbit MOLASSES**

Collect 25¢ when you bake a batch of

NEW ORLEANS STYLE BRAN'N MOLASSES MUFFINS

using Kellogg's All-Bran* and Brer Rabbit® Molasses

*1 cup Kellogg's Bran Buds may be used in place of Kellogg's All-Bran.

- 1 cup Kellogg's All-Bran*
- ½ cup milk
- ½ cup Brer Rabbit Molasses
- 1 egg
- ¼ cup soft shortening
- ½ cup seedless raisins or finely-cut, pitted dates
- 1 cup sifted flour
- 2½ teaspoons baking powder
- ½ teaspoon salt

1. Combine Kellogg's All-Bran*, milk, and Brer Rabbit Molasses. Let stand until most of the moisture is taken up. Add egg and shortening; beat well. Stir in raisins.
2. Sift together flour, baking powder, and salt. Add to All-Bran* mixture, stirring only until combined. Fill greased muffin pans ⅔ full.
3. Bake in moderately hot oven (400° F.) about 20 minutes. Serve hot.

Yield: 12 muffins, 2½ inches in diameter

TO GET YOUR FREE QUARTER: Send your name and address with the special Request Form cut from any Kellogg's® All-Bran® or Bran Buds® package making this offer, plus one Brer Rabbit Molasses label, to the address on the Form. Limit one 25¢ Refund per family. Offer expires March 31, 1968.

LOTS FROM LITTLE

Take a very little bit of space (in this case an apartment kitchen), add a vivacious woman whose love of cooking and entertaining demands a lot of space and a congenial husband who likes to get his two cents' worth in the kitchen—and you'll have the problem Chet and Eleanor Stackpole of New York City had. With careful planning on what they personally needed for a good kitchen, the Stackpoles squeezed quite a bit out of their tiny space.

Finished kitchen is a study in space utilization. Note the narrow cabinets for storage, unbroken counter space with lowered corner for mix center, two-oven eye-level range, and unique use of over-refrigerator space for TV set and books.

Photograph above shows kitchen before remodeling. It had a compact work area but lacked adequate unbroken counters and storage, good lighting, proper wiring. Remodeling (left) provided these improvements; carpeting was also installed.

Flower arrangement Eleanor Stackpole is working on (top right) matches the gay print she chose for the washable wallcovering. Behind her is snack counter—also shown at right.

Plan (below) shows how the basic Pullman layout was improved by careful attention to details and planning of specific work areas.

Photographer: Harry Hartman
Shopping Information, page 106

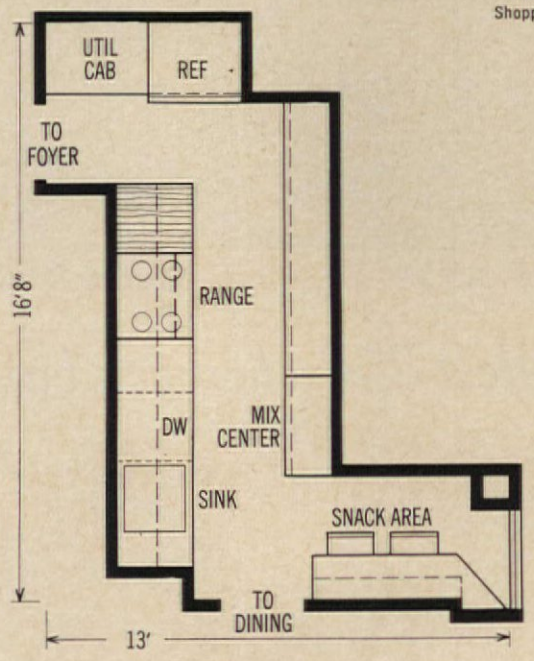

Join the SLIM Set...

Go Hollywood®

DIET BREAD

...with the Taste that takes off to new heights!

The darling of the Slim Set . . . it's daring, it's different, it's the only bread baked with 8 great vegetable flours and NO shortening! Choose from light or dark . . . Each with a winning flavor all its own and a taste that takes off to new heights. The only nationally advertised bread of its kind.

Eleanor Hansberry, Originator of Hollywood Diet Bread.

IF PRODUCT OR PERFORMANCE DEFECTIVE
Good Housekeeping
GUARANTEES
REPLACEMENT OR REFUND TO CONSUMER

Ask your grocer for your free copy of the **new** Hollywood Diet Bread 7 Day Diet Plan or write to Hollywood Diet Bread, Dept. A.H., Box H, Hollywood, Florida.

SLIPCOVERS ARE NOT ONLY FOR SUMMER

Have you ever thought of changing the season with slipcovers? Don't be put off by thinking they're just for summertime sprucing up. Why not slipcover for winter and give your rooms a new zest for the holidays just around the corner? With Christmas coming up you're probably not prepared to reupholster or to buy new furniture.

And anyway, with all the excitement, brightness, and color of fall in the air, you're tempted to do something about that wilted-looking sofa. So slipcover it. Those dining room chairs you inherited with seat cushions in blue? Don't just sit there wishing they were red. Slipcover them. You have doubts about the club chair you bought for such a bargain? Take another look. All really needs is a slipcover.

Slipcovering will give yo the opportunity you've bee hoping for to restyle your fu niture. You can do away wi that leggy look and take on sleek, light line by putting tailored skirt on your slipcov with a crisp pleat in each co ner. And don't be afraid enjoy yourself. Apart from th useful aspects of slipcover you should find sheer plea ure in creating something ne from something old by th simple decorating device camouflage.

SLIPCOVER OR REUPHOLSTER?

How do you decide wheth to slipcover or reupholste Let's consider the possibil ties. We'll use an ordina sofa as a test case since this usually the first piece of up holstered furniture to sho signs of fatigue. Whatever th reasons, the sofa looks dra and says so.

To determine the essential pull back the muslin du cover on the bottom to se whether the construction is good condition. Are th springs sagging? The webbin frayed or splitting? Take a loo at the cushions too. They ma need more pepping up than new cover can promise. If th is the case, you should prob ably reupholster.

But let's assume your sofa in good shape except for neglected, faded, or otherwis unattractive face. This is th case for a slipcover.

CHOOSING A FABRIC

You'll save yourself grief you recognize at this stag what a frustrating chore decid ing on a fabric can becom The choice is too wide and lif is too short to consider ther all. Favorite and ideal fabri for slipcovers include natur linens, cottons, combination of natural and synthetic fiber sailcloth, denim, twill. Don get lost. Look at a few sample and bury the impulse to re search the entire market.

If your cover will be onl for the winter, consider suede cloth, corduroy, or fe fabric. Here's a good tip chintz or lightweight cotton can be quilted in any numbe of patterns and have a cleve way of bulking up a thin-look ing sofa. They can also make contemporary piece look tra ditional. In any case, select firm, close weave so that as slipcover it will hold its shap and position.

Patterns, colors, and design in slipcover material are coun



The Art of Almond Cookery

Almonds are the wonderfully versatile nuts you use for everything from appetizers to luscious desserts. Now they're available in several ready-to-use forms, each of which lends its own subtle color, texture and flavor to recipes like these.

WHOLE NATURAL • Sprinkle with seasoned salt; serve with curried beef or lamb • Chop and add to tuna or salmon mixture for salads or sandwiches • Add, with a thimbleful of Sherry wine if you wish, to thick white sauce; pour over hot cauliflower • Add to apple betty • Stuff, with cream cheese, into dates • Use to garnish puddings, Bavarian creams, cheesecake.*

WHOLE BLANCHED • Salt lightly, add to fresh fruit salad plates • Sprinkle over frozen or canned chicken chow mein or chop suey • Chop, add to meat loaves • Add to sauce or gravy for chicken or salmon souffles • Mix into fruit cake batters; use with peach upside-down cakes • Sprinkle over ice cream topped with butterscotch, fudge or pineapple sundae sauce.*

SLICED NATURAL • Scatter over creamed baby onions or tiny buttered new potatoes just before serving • Mix into cheese sauce for asparagus or broccoli • Mix with mayonnaise, sour cream or cottage cheese, fill pear or peach halves • Add to Hollandaise sauce for steak • Mix into filling for cooked green peppers • Fold into frosting mix with dried fruit and a little apricot liqueur or nectar.*

ROASTED BLANCHED SLIVERED • Toss, with a little lemon juice and sugar into hot buttered peas or green beans • Add to curried or Spanish rice • Mix into cole slaw • Fold into creamed chicken, Lobster Newburg or curried shrimp • Layer with canned fruit cocktail or cling peaches in parfaits • Use with peaches in upside-down cakes.

SLICED BLANCHED • Add to Waldorf or jellied salads • Sprinkle, with miniature marshmallows, over mashed sweet potatoes; broil until marshmallows melt • Use as a garnish for glazed ham • Serve with marmalade on English muffins • Scatter over applesauce or spice cake batter just before baking • Toast lightly; press into sides of softly frosted layer cake • Decorate cupcakes, cookies, and petits fours.*

DICED ROASTED • Mix with butter, chopped onion and parsley, fill mushroom caps and broil for a delicious hors d'oeuvre or meat garnish • Mix into tartar sauce for fish, or barbecue sauce for burgers • Sprinkle with crumbs over tuna-noodle or macaroni and cheese casserole • Add to batter for chocolate or oatmeal cookies • Mix into streusel topping for apple, peach and berry pies or puddings.

GROUND BLANCHED ALMONDS • Toss with grated lemon rind and melted butter, sprinkle over cooked spinach and broil until lightly browned • Use for coating broiled, baked or fried chicken or fish • Mix into stuffing for fowl, fish or baked stuffed lobster • Use in Scandinavian-type cakes and pastries; in crusts for pies and cheesecake.

BLUE DIAMOND ALMONDS

If your store does not carry these convenient almond forms, please write: ***California Almond Growers Exchange*** *P.O. Box 1768 • Sacramento, California 95808*

**If natural or blanched almonds are not going to be "cooked" in a recipe, their flavor may be enhanced by toasting (dry pan) or roasting (1 teaspoon butter or oil per cup of nuts) in a 300-degree oven for 15 to 20 minutes, stirring frequently.*

less. Keep in mind the shape of the piece in relation to pattern. While rectangular forms take readily to stripes, plaids, and all-over patterns, curvilinear shapes should have an irregular pattern or one with a motif that can be centered on the seat or back.

MEASURING FOR FABRIC

You'll find it's folly to buy fabric unless you're sure of your measurements or ask advice on how much to order. Tell the sales person the height and width of your sofa or chair, whether it has loose or tight cushions, and if it has a skirt. This will make a difference in the amount of fabric you purchase. And naturally, the narrower the width the more yardage you'll require.

If you want a large pattern you will need more fabric than a solid requires because you need enough to match the design. You also may want to order enough extra fabric to make curtains, pillows, or "sleeves" that can be removed easily for washing.

SOIL-RESISTANCE AND SHRINKAGE

When you've made your choice ask about soil-resistant processes fabrics can be treated with today. You'll realize it's worth the small extra charge when you won't have to remove the slipcover for cleaning as often.

Since slipcovers should be well-tailored and glove tight, minimum shrinkage is allowable. Most fabrics are preshrunk, of course, in addition to being treated for fading but, by all means, don't take it for granted.

WHAT WILL IT COST?

Well, are you going to make them yourself or have them made? If you make them yourself your costs will be more or less confined to fabric, trimming, and zippers. Unless you fall madly in love with an expensive fabric you should be able to find something just right for about $5 a yard.

If you decide to have them made professionally, you will have an additional cost for labor. An average labor charge for sofa slipcovers is between $55 and $75, and between $35 and $55 for a large, upholstered chair. Slip seats for dining chairs are from $10 apiece for a simple covering to $15 if the seats need reupholstering. Labor prices for slipcovers make it important that the piece you are covering is worth it, otherwise it's better to put your money toward reupholstery or the purchase of a new piece. Reupholstering is usually almost double the cost of slipcovering. While the labor charge for reupholstery is only about a third more you will probably spend twice as much for your fabric. This is reasonable, after all, since they serve different purposes.

Interior designers charge for their services as well as fabric and labor costs. On the other hand, most upholstery departments in furniture stores offer free customer service whereby a representative from the store will bring fabric samples to your home, measure, and estimate the price (which will include the cost of both the fabric and the labor).

Unlike many decorating jobs which you may be considering, you will find that making slipcovers or having them made for you is one of the most practical, inexpensive, and best ways to give your room just the lift it needs—for any season.

Del Monte Stewed Tomatoes...your shortcut to flavor. Ready-seasoned with onion, celery, green pepper. Great-value tomatoes. You and Del Monte make a good thing special.

TOMATO STUFFED PEPPERS

2 medium green peppers
1 lb. pork sausage or ground beef
2 cans (1-lb. each) Del Monte® Brand Stewed Tomatoes
1 cup fresh bread crumbs
½ tsp. salt
Dash pepper
1 Tbsp. cornstarch
Shredded Parmesan cheese

Cut peppers in half lengthwise. Remove seeds and membrane. Parboil 10 min.; drain. Brown meat; drain off excess fat. Add 1 can Stewed Tomatoes, bread crumbs, seasonings. Mix well. Stuff peppers with meat mixture. Place in individual casseroles or 12x7-in. baking dish. Blend cornstarch with second can Stewed Tomatoes. Cook, stirring constantly, until thickened. Pour over stuffed peppers. Bake at 350°F., 25 min. or till peppers are tender. Serve with Parmesan cheese. Serves 4.

WHAT TO LOOK FOR IN WASHERS AND DRYERS

By Virginia T. Habeeb

We ask more of our laundry equipment today than ever before. As always we want a washer that will wash our clothes clean and a dryer that will dry them. But a new dimension has been added to our laundry load—special finishes and fabrics that demand special care, such as selective water and drying temperatures, variable wash, spin and dry speeds, even special cycles to "iron" your clothes. There are washers and dryers on the market today that can do just that—at varying degrees of convenience to you! Our Buyer's Guide below lists the major washer-and-dryer features that are available. The ones that give the most flexibility and convenience will naturally cost more. But remember, it is not always necessary to buy the top of the line to get quality performance. Even economy-price models offer some flexibility for your wash load.

TYPES OF WASHERS

Programmed washers

These machines are so automated you only set a single control—for the type of load you are washing (such as normal, delicate, permanent press, or wash-and-wear)—and the machine is preset to make the decisions about water temperatures, agitation, spin speeds, etc. If you do not have or do not wish to take the time to concern yourself with making these decisions and setting the proper controls, you might seriously consider spending the extra money for this feature.

Automatic washers

These machines have an assortment of push buttons and controls to regulate individually speeds, temperatures, time, etc. If you want the flexibility and the responsibility of making these decisions yourself, you will find many models of this type of washer—from the very inexpensive with only basic components for good washing results to top-of-the-line models with maximum flexibility for specialized washing.

WASHER FEATURES

If you are a busy housewife or a working mother with a voluminous weekly wash load . . . if you take full advantage of no-iron fabrics and finishes . . . if you'll pay extra for convenience, these features will interest you:

Complete water temperature selection

Hot, warm, and cold wash temperatures; warm and cold rinses.

Multiple agitation and spin speeds

Slower agitation speeds are important for delicate fabrics, slower spin speeds for no-iron garments. Most washers with multiple speeds offer a selection of 2, 3, or 4 speeds. However, a few washers with solid-state controls (which have no moving parts) have an infinite range of speeds (very slow hand wash to regular wash-speed).

Permanent press or wash-and-wear cycle

These cycles generally provide in some way for a "cool down" of the clothes during the transition period between hot-water washing and spinning to minimize wrinkling of clothes.

Automatic dispensers for detergent, bleach, and fabric softener

If you're a young married with many demands for your money such as acquiring a home or buying furniture . . . if your weekly wash load is small with a minimum of items requiring special conditions, you may want to confine yourself to some of the lower-price models and investigate basic features for good washing results:

Limited water temperature selection

Two wash waters (hot and warm) and one (warm) to two (warm and cold) rinse-water choices.

Two to three washing cycles

Normal for most of your washing, delicate for wash-and-wear or lingerie, and soak for extra-dirty items.

Other good features to look for in all automatic washers include:

Safety spin

Lid locks while washer is spinning or spinning stops when lid is raised or washer opened.

Water level selection

You can adjust the amount of water you use according to the size of the load.

Unbalanced control

Adjusts to unbalanced loads.

TYPES OF DRYERS

Automatic drying controls

Electronic sensing controls actually feel the moisture in your clothes, turn off the dryer when they are dry. This takes guesswork out of drying—a good investment if your budget allows.

Timed controls

A timer control turns the dryer off at the end of a specified length of time which you set. Good for limited budgets but does require more time and attention to get wash properly dried.

DRYER FEATURES

Flexible, convenient, special-care dryer features:

Automatic cycles

Provide the correct temperature and timing for the type of load you are drying. Controls are set for the load type (heavy fabric, delicate, damp-dry, permanent press, or wash-and-wear).

Wash-and-wear or permanent-press cycles

Optimum drying temperature for these fabrics with special cool-down period at end.

Speed selection

In addition to the regular drying speed, a slower speed for delicate fabrics is available.

Signal

Lets you know when drying has stopped.

Basics to do a good job of drying include:

Temperature selection

Many dryers offer at least two temperature selections—a normal all-purpose drying temperature and an air-only setting with no heat.

Some dryers in the medium-price range also offer a wider range of temperature settings.

Cool-down period

Most dryers now incorporate a cool-down period (5 to 10 minutes of tumbling with no heat) at the end of the drying cycle. This makes clothes comfortable to handle and minimizes wrinkling of permanent-press or wash-and-wear items.

Features to consider in all dryers include:

Lint filter

Venting

The hot, moist air given off by a dryer must be disposed of in some way. This is easiest done by venting it to the outdoors. If you cannot do this, there are no-vent models which condense the water vapor with cold water. These dryers need a cold-water connection and a drain.

WASHER AND DRYER SPACE

For a standard washer and dryer, you'll need about 26x30" of floor space for each unit.

If space is tight and you don't have the room for both a washer and a dryer, you may be interested in a combination washer-dryer or washer and dryer models that stack. These take about the same space as a single washer or dryer.

Also available is a portable dryer, two-and-a-half feet high, that can be stored in a closet. It uses a 115-volt circuit, holds about half of a normal dryer load.

HOW CLEAN YOUR CLOTHES?

There are many pros and cons on the cleaning powers of the various designs of washer agitators and tub formations. Actually they all do a satisfactory job of cleaning your clothes with the proper amount and kind of detergent, careful sorting, and the right amount of clothes for the size of the tub (they should be able to move freely in the tub) and the water level.

There are many good brands that merit your attention. Buy quality—a good brand name from a reputable dealer who promises good service. Prices range from as low as $150 for washers, $110 for dryers (these have a minimum of special washing and drying features) to around $320 for washers, $270 for dryers (these incorporate the ultimate in automation and convenience).

The following are manufacturers who have sent us a listing of their latest automatic washer and dryer features: AMC, Blackstone, Centrex, Easy, Fedders, Frigidaire, General Electric, Hamilton, Hoover, Hotpoint, Kelvinator, Kenmore, Maytag, Norge, Penncrest, Philco-Ford, Speed Queen, Wards Signature, Westinghouse, Whirlpool.

Maybe your automatic washer isn't automatic enough.

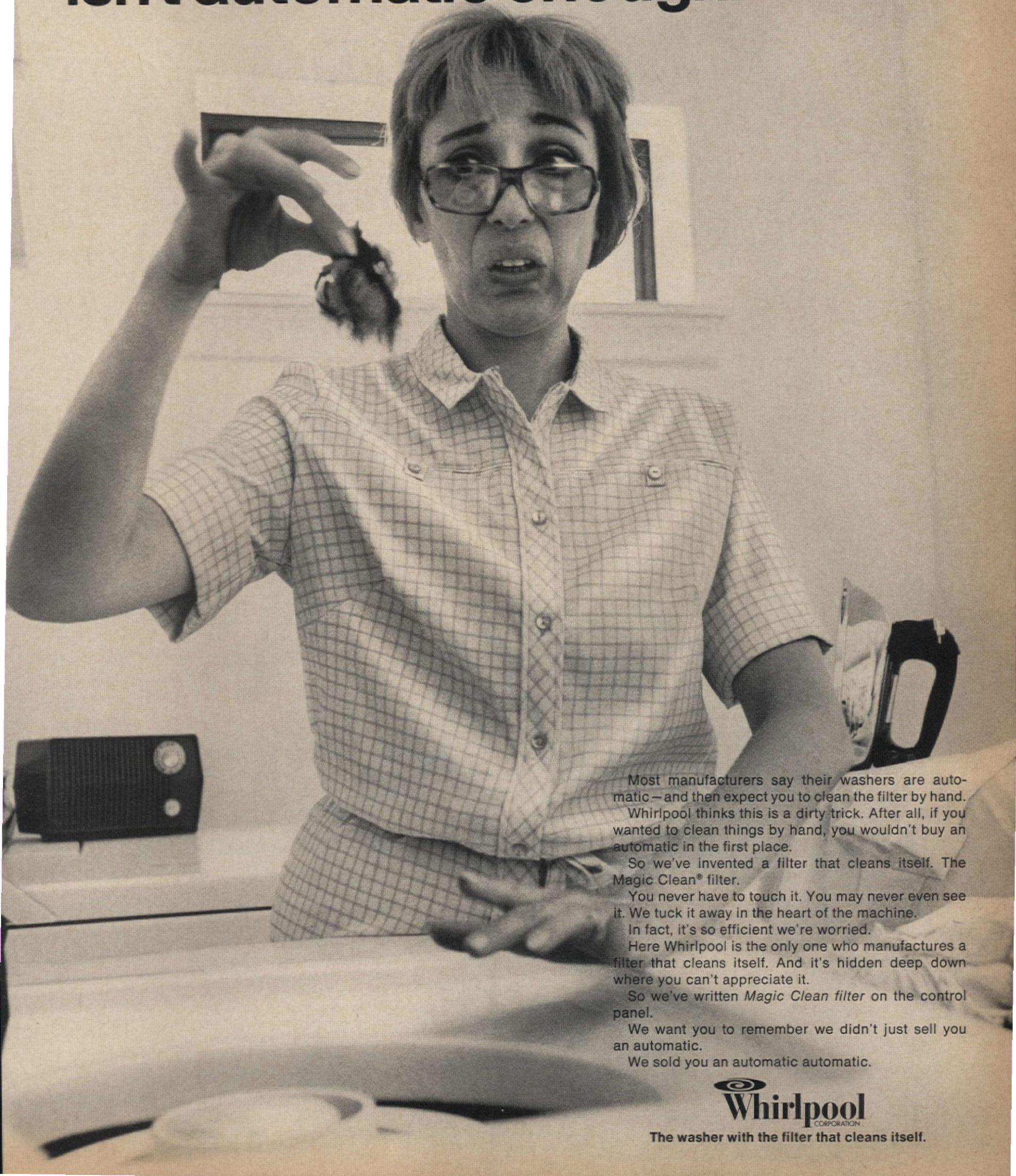

Most manufacturers say their washers are automatic—and then expect you to clean the filter by hand.

Whirlpool thinks this is a dirty trick. After all, if you wanted to clean things by hand, you wouldn't buy an automatic in the first place.

So we've invented a filter that cleans itself. The Magic Clean® filter.

You never have to touch it. You may never even see it. We tuck it away in the heart of the machine.

In fact, it's so efficient we're worried.

Here Whirlpool is the only one who manufactures a filter that cleans itself. And it's hidden deep down where you can't appreciate it.

So we've written *Magic Clean filter* on the control panel.

We want you to remember we didn't just sell you an automatic.

We sold you an automatic automatic.

Whirlpool CORPORATION

The washer with the filter that cleans itself.

"Why can't you be more like Spotty Watson? He feels like Rin-Tin-Tin!"

"Spotty Watson, Spotty Watson, Spotty Watson. That's all I hear.

She forgets Spotty Watson had all the breaks. Good schools. The right neighborhood. Friends.

And Gravy Train.® Every day.

Gravy Train makes a dog feel like Rin-Tin-Tin.

I get Gravy Train. But just on Saturday. Then I feel like Rin-Tin-Tin, too. But does she notice? No. She goes out on Saturday.

The people at Gaines didn't make Gravy Train to be a once-a-week dog food.

Gravy Train's not just stuff to fill a dog. It's great hunks of good food he can bite into. And because we dogs, like anyone else, like to enjoy what we eat, Gaines makes Gravy Train so it makes its own beefy gravy when you add water.

Or don't add water and you've got a good *dry* dog food.

Wet or dry, Gravy Train is a complete basic meal to serve your dog. Every day. The Spotty Watsons of the world are living proof.

Me? I live from Saturday to Saturday."

GF
GENERAL FOODS

Give/The United Way

BUILD A BASEMENT THAT'S EASY TO REMODEL

By MAXWELL C. HUNTOON JR.

Every so often, thumbing through magazines, I run across pictures of sumptuously remodeled basements. They are bright and spacious, with sparkling floors, richly paneled walls, and off in a corner there is a bar that is big enough for a nightclub.

These pictures are always accompanied by such cheerful phrases as, "You too can turn your basement into a palace of pleasure like this."

My basement? Go soak your head. My basement is a perilous cavern with pipes crisscrossing under the ceiling joists and teensy little windows that keep out light but let in cold air. One room is finished off and it's a vast improvement on what used to be there. But the ceiling is so low that a friend of mine who is six-foot-six gets a wild, claustrophobic look in his eye at the mere mention of the place. And the rest of the basement is hopeless. I'd have to spend a fortune to move the pipes. There's a beam that catches the top of my skull (I'm only five-foot-ten). And the only reason there aren't three inches of water on the floor during spring thaws is that I had a big, expensive waterproofing job done.

Granted there isn't much I can do about this situation now. But if I could start all over again from scratch, I'd build a basement that could be turned into a veritable Taj Mahal.

This sounds like it involves a lot of money, but it really doesn't. Remember we're only talking about designing it so that it can be finished later on. Even in a big house, an extra $200 or $300 can make the difference between a basement like mine and one that can be turned into a living area almost as nice as the upstairs. How? Listen closely.

MAKE THE CEILING HIGHER

There's a tradition among builders that foundation walls should have eleven courses of concrete block; if you deduct four inches for the thickness of the floor slab, this makes the basement ceiling just over 7 feet high—too low for comfort. One more course of block will raise it to 7 feet 8 inches, almost as much as upstairs ceilings, and two more courses will make it fit for a basketball game.

For a house 36x28 feet, one extra course will take about 90 blocks; the cost will run between $50 and $75 in most areas. The excavation will have to be deeper so the house doesn't stick too far out of the ground; an hour or two of extra bulldozer work, worth about $25 to $50, should do it.

BUILD WITH GIRDERS FLUSH

Girders are those heavy beams that run down the middle of the basement to support the first-floor joists; the usual practice is to rest the floor joists on top of them. But if the girder is raised and the joists hung off the side of it, there won't be a beam sticking down into your future poolroom.

One more thing about girders: If they are made of steel instead of wood, they will need fewer lally columns—steel posts—for support.

TUCK PIPES OUT OF THE WAY

Some pipes can be run up between the joists, but those that run at right angles to the joists have to be hidden somewhere else. Here's a trick stolen from a builder friend:

On top of the foundation wall there is a continuous piece of 2x6 lumber called a sill; the joists rest on it, leaving a pocket about 4 inches deep and 1½ inches high. If a second 2x6 is put on top of the first, forming a double sill, the pocket becomes more than 3 inches high, and there is adequate space to run several pipes. The cost should be no more than a few dollars.

A point to remember: Some of these pipes will have valves. They should be grouped together as much as possible, so that when you close in the ceiling a couple of hinged panels will provide access. And put labels on the valves; once the ceiling is up, you won't be able to trace the pipes to see which valve controls which fixture.

If the house is heated by hot air, the ducts will prove harder to hide than hot-water pipes. The best answer is to keep the ducts out on the perimeter of the basement, have them made wider and flatter than usual, then paint them or box them in when you finish off the ceiling.

PUT IN BIGGER WINDOWS

The only problem here is that big windows require more of the basement wall to be above ground, while most houses look better when they hug the ground. A practical compromise is to put the windows along the rear of the house where the higher foundation won't show as much. The extra cost will depend on the window size and type.

WATERPROOF CORRECTLY

Most builders do some waterproofing, but few do enough. Block walls should have at least two heavy coats of asphalt waterproofing compound on the outside before the excavation is backfilled. And if the site is unusually wet (like mine), the walls could be covered with panels containing a substance called activated bentonite costing about 5c a square foot. Expensive, but it works.

That's all there is to it. Now you can look at those magazine pictures and smile smugly. Your basement can be even better.

NEVER BEFORE has it been possible for you to enjoy

Contour® Rest and Relaxation

in so many variations of the original

—makes Contour® the perfect gift to give, or get. Start dropping hints! Or, put it at the top of your gift list. With a Contour® to complement any decor, every home needs Contour® built-in rest and relaxation. When you stretch out in Contour's® you-shaped, feet-elevating Cradle Comfort®, it's almost like resting in bed. Your figure-sized Contour® provides similar head-to-foot body support. The vibrating action of Viveration®, comforting warmth of Thermonic® Heat help you to relax. At a finger's touch the Power Slide® push-button positioner effortlessly adjusts you to the most restful, relaxing position. The many variations (only a few shown here) have 23 patented Contour® exclusives. Wide range of colors and coverings.

SEND COUPON for brochures and name of nearby dealer ▶

CONTOUR SALES, INC., Dept. AH-97
5200 Virginia Ave., St. Louis, Mo. 63111
Please send me, at no obligation, more information about the Contour® chair-lounge.

Your Name

Address Phone No.

City, State, Zip Code

WINTERIZING YOUR POWER MOWER

By ROBERT J. BERGER

The time to clean and lubricate your power mower is not next spring but now, before months of idleness cause rust and deterioration troubles.

BURN OUT ALL GAS

First, start the engine and allow it to run until the gas supply is exhausted. Merely draining the tank won't do the trick. Gas will remain in the carburetor and fuel lines and form a clogging, gummy varnish that will make the mower hard to start when you take it out of storage in the spring.

If the tank is nearly full you can speed storage servicing by draining off most of the fuel before starting the engine. For safety's sake, do not drain fuel while the engine is running. Ignition sparking may ignite the vapors, causing fire.

If the gas tank doesn't have a drain plug, you'll have to uncouple the fuel line so that the gas can run out. Leave enough fuel in the tank so that the engine can run several minutes. That will be sufficient for a thorough warm-up.

After the engine sputters to a stop, undo the spark-plug cable. If the air cleaner contains oil, remove its bowl. Next, raise the mower on its side and unscrew the crankcase drain plug. On most mowers the drain plug is located under the blade housing. To avoid damaging the corners of the drain plug, it should be removed with a wrench, not pliers. The plug may be tight, and even a good-fitting wrench can slip, so turn the blade to a position that will allow plenty of knuckle room.

Some mower manufacturers place a copper gasket under the drain plug. The gasket can easily fall off unnoticed if the plug is removed carelessly. After removing the drain plug, stand the mower back on its wheels and allow the oil to drain. Running the engine will have warmed the oil so that it will flow out completely. This is bound to be a messy operation—if you're working indoors spread newspapers on the floor and use a pan to catch the oil.

When the oil has been drained, reinstall the drain plug. Half fill the crankcase with kerosene. Then rock the mower back and forth as vigorously as possible to slosh the kerosene around. Flushing in this way will loosen sludge that has accumulated in the crankcase. Next, remove the drain plug and allow the kerosene to empty completely. If the drained kerosene appears very dirty, flushing should be repeated. Finally, flush with a small quantity of light oil (SAE 10) to wash away remaining traces of kerosene before refilling.

After reinstalling the drain plug, fill the crankcase with fresh oil. Consult your mower instruction manual or check the engine label to find what grade of oil is recommended. If in doubt, use SAE 30. Don't use a heavier oil (one with a higher number) in the mistaken belief that it will provide better lubrication.

CAREFUL WITH PLUG

Brush thoroughly around the spark plug to remove all dirt and bits of grass, then remove the plug with a socket wrench. Lacking this, a box wrench will do but pliers are taboo. They're apt to slip and crack the body of the plug.

Discard the plug if it has been in use a full season or if the electrodes (the parts where the spark occurs) are badly worn. Indications of excessive wear are a center electrode burned down nearly flush with the threaded part of the plug, or a side electrode that has become deeply grooved. If you're at all uncertain, buy a new plug. To make certain that you get the right one, jot down the name and number of your engine. Your dealer will need this information because plugs differ greatly and poor performance results if the wrong type plug is used.

Incidentally, don't assume that the plug presently in the engine is of the proper type. You or someone in the family may at some time have installed an automobile spark plug in the mower engine. Though definitely not recommended, this is something m home owners do, if only beca the automotive plug happens to handy. The wrong plug may ca hard starting or erratic running. M lawn-mower engines require spec cally designed "industrial plugs." plugs are marked with a code nu ber—look for it on the porcelain bo of the plug. If you're in doubt t the plug is the right one, make a n of the plug code numl and consult your dealer.

When installing a n plug, don't neglect to the spark gap (the distar between the electrode The gap is *not* preset at t factory, as is often assum Consult your mower ma ual or engine instructi label for the recommend gap. Usually, this will .025 inches. If you do have a feeler gauge, sev thicknesses of a road m will provide that spacir Adjust the gap by bendi the side electrode until y can feel a very slight dr on the gauge as you slide between the electrodes. reduce the gap, lightly t the side electrode with small hammer or the end a screwdriver handle. increase the gap, bend t side electrode outwa with slim-nose pliers; u care to avoid damaging t center electrode.

If the old plug passes i spection, clean the ele trodes with a penkni blade and wire brush, the set the gap as already d scribed.

While the plug is ou pour a tablespoon of e gine oil into the plug hol Crank the engine slowly t distribute the oil over th cylinder walls, piston, an valve. This will provide protective coating that wi last through the storag period.

Install the plug by turn ing it in hand-tight. The turn it with a socke wrench until it is snug. N more than 1/8 to 1/10 of turn with the wrench wi be needed. Overtightenin may break the plug, stri the threads in the spark plug hole, c compress the plug gasket to such a extent that it cannot provide a sea

SPRUCE-UP BLADE

With a putty knife, scrape off th caked dirt and grass cuttings tha have accumulated on the undersid of the blade housing. Follow this b scrubbing the surface with a stif brush dipped in kerosene. After thor oughly cleaning the housing, inspec it for cracks. Vibration or stones pro pelled by the blade may have cause such damage. If the (continued

Holiday Pumpkin Pie... homemade in a minute with Knox and your blender!

Quick as a mix to fix—but there's nothing artificial about it.

FREE: "Blend 'n Gel" recipe folder. Write: Knox Gelatine, Inc., Dept. B-10, Johnstown, New York.

PUMPKIN PIE

- 2 envelopes Knox Unflavored Gelatine
- ½ cup cold milk
- ½ cup milk, heated to boiling
- ¾ cup firmly packed brown sugar
- 2 cups canned pumpkin
- ½ teaspoon salt
- 1 teaspoon cinnamon
- ¾ teaspoon nutmeg
- ¼ teaspoon ginger
- 1 cup heavy cream
- 1 cup ice cubes or crushed ice
- 9-inch graham cracker crust or pastry shell

Sprinkle gelatine over cold milk in blender container. Allow to stand while assembling other ingredients. Then add boiling milk; cover and process at low speed until gelatine dissolves. If any gelatine granules cling to container, use rubber spatula to push them into mixture. Add brown sugar, pumpkin, salt, spices and cream; cover and process at high speed. Add ice cubes one at a time. Process until mixture is smooth and ice melted. Chill about 5 minutes and turn into prepared crust. Chill until firm. Yield: One 9-inch pie.

This homeowner is busy keeping his house in shape (with thanks to vinyl)

So why isn't he painting? Repairing a rusted downspout? Or freeing a window that's stuck? Instead of just relaxing? ☐ Those chores don't exist where he lives. His house is wrapped in vinyl siding with color that goes clear through; painting is unnecessary. Gutters and downspouts are vinyl, too, and can't rust out. Even the windows are cased in vinyl, slide freely in all kinds of weather. Vinyl shutters add lasting beauty. ☐ New products made of Geon® vinyl enter the home building picture regularly. As each one does, homeowners get more leisure time. Vinyl is easy to maintain, resists weather, won't conduct heat or cold, will not support combustion. Whether you buy a home, build one, or remodel, be sure to consider vinyl. If you do, you'll also need two trees and a hammock.

Geon VINYLS THE MATERIAL DIFFERENCE IN BUILDING



B.F.Goodrich Chemical Company
3135 Euclid Avenue, Dept. AH-6
Cleveland, Ohio 44115

I'd like to see manufacturers' literature as follows:
☐ Vinyl clad windows, ☐ Windows—part vinyl,
☐ Vinyl siding, ☐ Vinyl gutters and downspouts,
☐ Vinyl shutters, ☐ Vinyl electrical raceway.

NAME_____

ADDRESS_____

CITY_____

STATE_____ ZIP_____

B.F.Goodrich **B.F.Goodrich Chemical Company**
a division of The B.F.Goodrich Company

YOUR POWER MOWER
(continued)

housing is cracked, or if any other professional service is required, take the mower to your dealer now, to avoid the rush next spring.

If the blade hasn't been sharpened since last season, remove it by pulling out the cotter pin and undoing the nut on the drive shaft. Let your dealer sharpen the blade. It's possible to do the job yourself, but it's not really worth the trouble. And accurately balancing the blade to keep vibration to a minimum is a fussy job.

When reinstalling the blade, snug up the nut tightly. Use a new cotter pin. The blade may turn as fast as 4000 revolutions per minute and exert a force of more than 10,000 pounds per square inch. So for safety, double check all your work to be sure everything is securely fastened in place.

AVOID FUTURE TROUBLE

Clean the outside of the engine with brush and kerosene. You'll find it easy to remove dirt from tight spots if you work with a cloth wrapped around the tip of a screwdriver. Use this technique to clean out the fins on the cylinder and head. If deposits are allowed to build up, heat won't be dissipated properly and the engine may eventually be damaged.

With wrench or screwdriver tighten any bolts or screws that may have become loosened by engine vibration.

If the throttle linkage has pivots or other points of friction, lubricate with a drop or two of light oil. Axles should be lightly greased.

Chipped spots on the engine or blade housing can be touched up with an aerosol spray paint. This is important not so much for appearance as for rust prevention. If the surface is chipped down to bare metal, sand thoroughly to remove rust, then spray with metal primer before applying finish paint. To insure good adhesion, wipe the surface clean before priming. Touching up the engine calls for a special paint that can withstand heat. It's a standard item at auto supply stores.

CLEAN AIR FILTERS

If you drained oil from the air cleaner, refill with new oil to indicated level. Dunk the filter element in gasoline to remove dirt and grit. Shake the element until it is dry, then reassemble. Some air cleaners do not contain oil. These use a metal foil filter or a dry filter element. Either of these can be removed after taking off an outer screen. If your mower uses a metal foil filter, clean the filter and the outer screen in gasoline. Allow the filter to dry, then soak it in oil, let the excess drip off, and reassemble. Filters of the dry type can also be cleaned with gasoline, but require no oiling. A filter element that is torn or otherwise damaged should be replaced to avoid engine damage.

RIDING-TYPE MOWERS

Storage servicing is similar for large, riding-type mowers, but additional steps are required. Remove the battery and store it in a cool, dry place. It's recommended by most manufacturers that the battery be charged before storage and recharged every month during the storage period.

To prevent corrosion from forming, grease the battery terminal posts with petroleum jelly or other lubricant after cleaning the posts thoroughly. Large machines having drive belts, cables, or chains under tension should have these parts slackened.

If the mower has pneumatic tires they should be inflated to the correct pressure. Then the mower should be placed on blocks. Complete storage servicing by attaching the mower instruction manual and any special tools to the mower handle, to save searching next season. Finally, don't save a partially filled container of gas for use in the spring. Condensation may form, and cause starting problems. Besides, stored gasoline is lethal—both poisonous and flammable.

By following the above procedures now, you will save a lot of bother next spring—possibly even a repair bill. By following them each fall, you'll be assured of maximum life and efficiency from your mower.

Cling-Foil

The sparkling new self-stick decorative foil covering

(At these prices, how can you afford not to redecorate.)

Give your home some sparkle.

With Cling-Foil—self-stick decorative foil covering.

You've never seen anything like it. (There's never been anything like it, for that matter.)

We're the ones who discovered a way to print permanent vinyl ink on aluminum. And make it stick.

And stick Cling-Foil does. To almost anything.

You see, Cling-Foil is made with a pressure-sensitive self-stick backing. You simply cut a pattern, strip off the release paper, and stick. That's all there is to it.

You can get Cling-Foil in a wide variety of colors. In Floral, Tortoise, Geometric, Formal Brocade, Classic Paisley and new Foil-Flocking designs.

On silver, gold, green and blue aluminum.

Look for Cling-Foil wherever self-stick materials are sold.

You can't miss it.

It's the only one that sparkles.

Columbus Coated Fabrics, a division of BORDEN CHEMICAL

Columbus Coated Fabrics makes a whole family of self-stick materials: Cling. Cling-Foil. And new Cling-Foil Flocks.

How to decorate delightfully...easily!

WAVERLY FABRIC

"CLASSICS"

As featured in the new McCall's "YOU-DO-IT" Home Decorating Guide

Over 100 pages of exciting new ideas, with full color room settings, featuring WAVERLY FABRICS...all available at your favorite store.

There's a magnificent Waverly fabric in just the pattern, color and texture you'll love to live with...all Scotchgard® protected against soils and stains. For draperies, slipcovers, bedspreads and upholstery you can't find a decorating fabric to match Waverly for beauty and authenticity of design at anywhere near Waverly's modest prices. And, best of all, there's a world of easy to follow professional decorating ideas in the many colorful professionally decorated room settings in the new McCall's "YOU-DO-IT" Home Decorating Guide. It contains dozens and dozens of helpful decorating hints too that you'll want to keep as a permanent reference. The book is available at drapery departments everywhere, or send us $1.00 and we'll send you a copy postpaid and we'll include a generous assortment of actual fabric swatches.

WAVERLY FABRICS Division of F. Schumacher & Co. 58 WEST 40th STREET, NEW YORK, N.Y. 10018

Good Housekeeping GUARANTEES PRODUCT OR PERFORMANCE DEFECTS REPLACEMENT OR REFUND TO CONSUMER

WAVERLY FABRICS
Dept. R • 58 W. 40th St., New York, N.Y. 10018

Here's $1 for "YOU-DO-IT" book, sent postpaid with free fabric swatches.

Name _____

Address _____

City _____

State _____ Zip No. _____

Nearest large city _____

FREE

Giant Antique Mural of 50 rare American Steamboats and Locomotives in Color (17″ X 21″) on parchment. Regular $10 value YOURS FREE!

WORLD ART GROUP, Studio 10AH
54 Church Lane, Westport, Conn. 06880

Please rush me the 4 American Heritage Steam Engines for just 1.98 plus 25¢ pp and hdlg. on money back guarantee if not 100% satisfied. Also include giant mural absolutely free.

I enclose $_____

Name_____

Address_____

City_____ State_____ Zip Code_____

☐ **SAVE!** Order 2 sets of American Heritage Steam Engines for only $3 postpaid. (Save $1.50) You receive 2 giant murals absolutely free. Extra set makes thrilling gift.

Fabulous 50c Offer

FIRST EDITION! LIMITED EDITION!









4 Exquisite American Heritage Giant Art Prints From Colorful Steam Era—50c each

Fabulously beautiful ink drawings of rare steam locomotives by American artist Logan on heavy parchment paper ready to frame and hang. Unusual "wide" shape so good for home or office! Never offered publicly before. Limited edition, will not be sold through stores. 4 different prints, ideal for grouping in pairs or a row. Each 26″ wide, 9″ high.

GARDENIAS FOR YOUR INDOOR GARDEN

How many gardenia plants failed you before you reluctantly decided you couldn't raise them indoors? We would like to encourage you to try again—keeping in mind this time that it is not a houseplant you can place on the windowsill and simply water now and then. The gardenia demands daily care but you'll be rewarded by rich green, glossy leaves and sculptured flowers with the headiest perfume on earth.

Veitchi, cape jasmine, and radicans gardenias are easy for beginners to grow. Cape jasmine has the largest blooms, and radicans is small and spreading with tiny flowers and leaves. Radicans blooms almost all year long but is most prolific in late spring. Veitchi is the most commonly sold and a relatively inexpensive gardenia. It has shiny green leaves and flowers from two to three inches.

THE RIGHT CLIMATE

No matter what type of gardenia you select, you won't succeed unless you give it proper attention. Put your plant in the sunniest window—gardenias must have full sunlight all year round. Soil must be rich, acid, and quick draining (half soil, half peatmoss works well), with more or less constant moisture. But gardenias don't like cold, wet roots. Experiment with watering until you hit on just the right amount. Gardenias also must have high humidity in the atmosphere around them, so spray the foliage every day—several times a day during the summer. It's good to grow them on gravel over water-filled trays—evaporation will raise the humidity of the air.

The temperature is also important. It should not go above 70 degrees during the day or below 60 degrees at night. Electric heating cables (10 or 12 watts) under the plants will keep them warm in winter if room temperature falls below 60 degrees. Water less in winter. Your plants won't respond to constantly wet, cold soil.

KINDS OF PLANT FOOD

Gardenias need lots of plant food. Any complete houseplant food will do. Use half the recommended amount once every two weeks, or full amount once a month. Or feed gardenias once a month with a solution of ammonium sulfate (one ounce in two gallons water).

WHAT AILS YOUR PLANT?

Almost everyone who has grown gardenias has been confronted with yellowing leaves. This is caused by extremely alkaline soil and may quickly defoliate a plant. To remedy it, treat the plant with a solution of iron sulfate—one ounce in two gallons of water. Feed plant with this once a month to maintain soil acidity and to keep leaves glossy and healthy.

The most frustrating gardenia ailment is bud drop. Just when you think that fat bud is going to burst into flower, it falls off the stem. Don't be discouraged. Move it to a sunnier spot and give it more water. If the air is dry around it, mist the foliage with water every day.

Gardenias may need pampering but they will respond with gusto to your tender ministrations.

Bold and strong, yet elegant in every detail . . . this is Pioneer Treasury by Temple-Stuart. Noted designer, Nicholas DeVries, has skillfully combined a feeling for the old with the needs of the new in creating this distinctive furniture.

TEMPLE-STUART COMPANY, Dept. AM710, Baldwinville, Mass. 01436
Please send me your booklet showing the entire Early American Pioneer Treasury Collection. Enclosed is 25¢.

Name _____
Address _____
City _____
State _____ Zip _____

HOW TO MAINTAIN GUTTERS AND DOWNSPOUTS

By MERLE E. DOWD

Well-cared-for gutters and downspouts are just as important for a dry house as a watertight roof. Stopped-up or leaky gutters can:

- Direct a trickle of water into an attic or ceiling area.
- Allow water seepage into masonry walls, resulting in efflorescent stains and possible rotting of the wood framing.
- Wet the under surfaces of wood or shingle siding to cause curling or paint peeling on the exterior.
- Stain brick, stone, or painted wood siding from dirty runover water.

CLEANING

Check gutters at least twice a year, certainly after leaves have fallen, before winter sets in. Check again in the spring before heavy rains. A brush nailed to a stick allows you to clean a long stretch of gutter from one ladder position. A scoop formed from heavy aluminum foil in the shape of the gutter can help remove leaves and debris, provided accumulation is not excessive.

Strainers at the gutter outlets prevent leaves from plugging downspouts. A continuous metal leaf guard across the top of gutters keeps debris out. Simplest to install and to remove for painting or maintenance is a series of three- or four-foot sections that snap into standard gutter sections. Also available from hardware or mail-order sources is a continuous roll of six-inch-wide aluminum mesh or hardware cloth. Slip one edge under the drip edge of shingles. Water can run into the gutter, but leaves and twigs blow or roll off.

Downspouts become clogged most often at the elbow joints. Remove screws at the joints and disassemble downspouts from the wall. Pick out the twigs and leaves. Be especially thorough if downspouts connect directly into tile that leads to a storm sewer or dry well. Wash down the unclogged gutter and downspout with a hose before reinstallation.

If a plugged downspout cannot be easily removed for cleaning, use an auger designed for unplugging sewer drains. When a small opening is bored through the blockage, attack the rest of it by flushing with a hose.

PAINTING

Gutters are often painted outside to match the rest of the house. But each different gutter material presents problems. Peeling paint most often is the complaint.

Galvanized steel is the most-used gutter material because it is least expensive, strongest (fewer supports needed), and can be soldered easily for leakproof joints. But the bright zinc coating is too slick for paints when new. Two solutions are possible: 1) Let galvanized gutters weather naturally for six months to a year. 2) Clean thoroughly with a grease-cutting solvent such as mineral spirits. Rinse thoroughly. After weathering or cleaning, prime the gutters with an undercoat specifically designed for galvanized metal. If you can find a color match, apply final coating of a moisture-resistant paint suitable for application to metal surfaces.

Aluminum gutters usually have an oily coating left from rolling or forming which prevents paint or primer from adhering. So, clean the surface with a grease-cutting solvent. Prime the clean, dry surface with zinc chromate or other primer designed for aluminum.

Plastic gutters may be either a solid vinyl or a polyester resin reinforced with glass fiber. Neither gutter material needs painting for protection. But, if you want the gutters to match the house, there are paints available for application to these materials. Just be sure the one you select is for exterior use.

Copper or bronze gutters and downspouts will stain light-colored brick or wood unless coated. Clean thoroughly and apply a metal primer. Follow with matching paint, preferably a paint for metal. If you prefer to see the copper or bronze color, spray or brush on a clear coating. This should be done as quickly as possible after the gutters are in place, and with a coating specifically intended for this purpose.

Wood gutters are the easiest to paint. Apply a prime coat thinned 50 percent with turpentine or linseed oil. Follow with two coats of oil-base house paint.

TREAT INSIDE OF GUTTERS

Ordinary paint inside gutters is, at best, ineffective.

- Galvanized gutters deteriorate rapidly after standing water rusts through the zinc coating, particularly if leaves are allowed to accumulate.

To protect the bottom trough of gutters, brush on a thick layer of asphalt roof coating, preferably one containing asbestos fibers and aluminum flakes. Or make your own coating from a plastic roof cement thinned to a thick brushing consistency. Recoat every two years. More expensive but longer lasting is a coating of polysulfide rubber, either a two-part or one-part mixture (available usually from larger building-supply or building specialty houses). Remove all dirt and loose rust or particles of any previous coating. If rusty, prime the rust spots with a damp-proof metal primer before coating with roof cement.

- All aluminum, copper, bronze, vinyl, or glass-fiber gutters need no interior treatment.
- Wood gutters are usually pressure treated before installation and may be cut from naturally decay-resistant redwood or cedar. The life of wood gutters can be extended by treatments with boiled linseed oil or pentachlorophenol, which is an excellent rot inhibitor.

REPAIRING LEAKS

Small leaks in zinc-coated gutters can be closed with a daub of elastic roof cement. If you find one leak, examine the entire gutter and head off further leaks by coating the bottom. Large holes may need a patch. Clean the area, coat with plastic roof cement, then lay a heavy canvas or aluminum foil piece over the sticky cement. Cover the top and edges with another smoothed layer of plastic cement. If an entire section of several feet is riddled with holes, saw out the section with a hacksaw and solder in a new section. A long-term solution for gutters that are built in and expensive to replace is to line the leaky gutter with a layer of glass-fiber matting and resin. Buy both from a marine store (continued)

You can make this bath as distinctive as your signature...

American Olean's Signature Bath...

a bath so practical leading builders are featuring it in their model homes...so beautiful that remodeling-minded home owners are adapting it to *their* needs.

It can be yours—uniquely yours! With the broad range of ceramic tile colors, textures and designs from American Olean, you can make the Signature Bath as expressive as your personality. Find out how. Write today for a colorful brochure on the Signature Bath, *plus* an idea-packed 16-page decorating guide.

AMERICAN OLEAN TILE COMPANY
1114 Cannon Avenue
Lansdale, Pa. 19446
Please send me your 16-page booklet "Decorating Ideas with Ceramic Tile" and full information on the Signature Bath. I enclose 10¢ to cover handling.

NAME _____ (please print)
ADDRESS _____
CITY _____ STATE _____ ZIP _____

American Olean

Announcing new Sani-Flush...now with

twice the bubbles

Before Sani-Flush cleans
Look. A tough rust stain on a piece of toilet bowl porcelain. Watch bubbly new Blue Sani-Flush go to work.

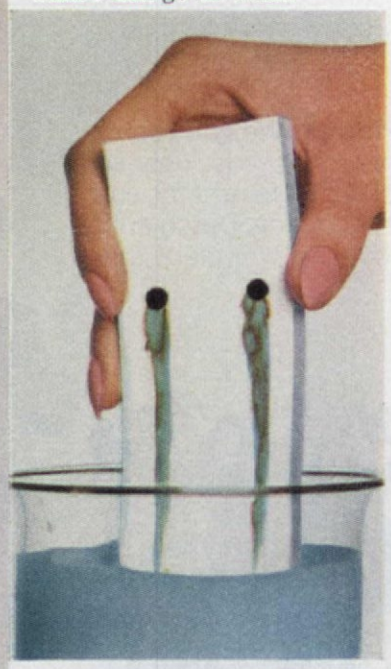

After Sani-Flush cleans
See? New Blue Sani-Flush, with twice the bubbling action, blasts away at stains, rust, and dingy film. Even kills germs in seconds. Toilet bowls are really clean ...*Pure Clean!*



GUTTERS AND DOWNSPOUTS
(continued)

or by mail. Clean the metal surface, apply a coating of resin, and press the glass-fiber sheet into the wet resin. Apply a second and possibly a third coating of resin over the top. Either fold liner over top of metal gutter or cover with cup flashing.

Gutters assembled with slip joints may leak when the old sealant hardens and cracks. Clean out the old sealant, then reassemble joints with silicone or polysulfide rubber, which remains flexible for 10 to 30 years.

Soldered joints in galvanized or copper gutters may break loose. Wire-brush the surfaces to expose clean metal, then resolder. Use a high-heat soldering iron rather than a propane torch to control heat. After soldering, apply a slurry of sodium bicarbonate around the joint; rinse to remove any acid flux.

CHECK DRAIN SLOPE

Leaks frequently result from water that stands in low spots of the gutter. Standing water also may allow mosquitos to breed. House settling or slippage of supports may have disturbed the gutter slope. A slope of 1/16 inch per foot is about the minimum necessary to assure draining. A quick way to check slope is to rubber cement a 1/16-inch strip at one end of a one-foot level. With the filler end toward the outlet, center the bubble for correct slope. Adjust hangers as necessary for even and distinct slope from high end to the downspout outlet. As a final check, pour water from a bucket at the high end to check proper flow. If flow is sluggish, or if water remains in any spot, correct the situation.

KEEP BASEMENT DRY

Surest way to a damp basement is wet ground around the foundation. Check the connection between the downspout outlet and an underground storm sewer for leaks. If the tile inlet is plugged, water will spill out onto the ground. If downspouts dump water directly onto the ground, install a concrete trough to carry the water away from the foundation. Better still, if a storm sewer is not available, develop a dry well near the corner of your lot and connect downspouts to it through underground tile.

WINTER WATER PROBLEMS

Repeated partial melting and freezing of roof snow can develop ice dams that force water under shingles and into the attic or ceiling. Prevent ice dams by installing a heating cable in a succession of W-shapes at the edge of the roof. Connecting the cable to an electric outlet supplies enough heat to prevent ice dam buildups. Cables are available from mail-order houses.

Plugged downspouts may also freeze, causing water to spill out of gutters or downspout joints to soak siding and possibly leak into the house. Removing leaves and twigs before cold weather hits is still the best way to prevent ice plugs. But if an ice plug does form, melt a small opening with a pressing iron or heating pad, working upward from the bottom end. As soon as a small passage is open, connect a hose to the hot-water supply inside the house and melt out the rest. If debris which caused the original stoppage remains, clean out as described previously.

In melting the small opening, remember that you're working with electricity in the presence of water. Wear rubber boots or overshoes, and be sure the electrical cord is in good condition. Use a heavy-duty extension cord to provide power, not the light-gauge type generally sold for indoor use with lamps. If you prefer, a gasoline or propane torch might be used to heat a soldering iron which, in turn, can be used to melt an opening.

One last word: leaks, rust and costly replacement of your gutters and downspouts can be prevented by a program of regular checks and thorough attention. Spend the necessary time and money now, to avoid a much higher bill later.

Join the crusade against ugly.

How to plant a Dutch tulip bulb. 1. Dig a hole. 2. Drop a bulb. 3. Six months later:

Our Pledge: We will root out every weedy, seedy, ugly spot we spot on the face of the earth and let dazzling Dutch tulips take root. We will plant tulips

outside our homes; tulips inside our homes. Tulips on our front lawns; tulips on our back patios. Tulips, tulips *everywhere* (except where there are hyacinths or daffodils).

Warm beautiful story. "I was a 298 pound bully. I used to stand in my yard surrounded by dandelions and ragweed and kick sand in people's faces. Nobody liked me. Then, I joined the Crusade against Ugly. I got rid of the sand, the dandelions and the ragweed and planted Dutch tulip bulbs. Now, six months later, people come from all around to say, 'Hi, there, nice guy. Beautiful place, you've got.'"

World's most beautiful button. Only 10¢! Perfectly round, perfectly smooth, perfectly beautiful expression of your sentiments. Appropriate for formal and sports attire. Send 10¢ in stamps, coin or money order to: Crusade Against Ugly, 29 Bway., New York, N.Y. 10006, Dept. 101.



Netherlands Flower-bulb Institute, Inc.
29 Broadway,
N.Y. 10006

Imported Holland Bulbs

Plant beautiful Dutch tulips.

WHAT PRICE MAINTENANCE?

We've all been through it at one time or another. We stand nervously before a grave-faced man in a white coat who is saying to us:

"It's too bad. If you'd brought in your (car, TV set, lawn mower, toothache—check one) six months ago it would have been easy to fix. Now, I'm afraid, it will be a big job." It will also be an expensive job.

High on the list of potential wallet grabbers stands the house. It takes a heavy and continuous beating from the elements. And when something does go wrong there's often no time to dicker over prices or consider alternate cures. A leaking roof in April has to be fixed then, and the contractor who can resist the urge to charge emergency prices under such circumstances is a rare bird indeed.

Now there aren't any guarantees against bad luck. But assuming that your house was reasonably well built to begin with, a regular program of maintenance for its outer skin is a pretty good guarantee against the usual run of trouble. And there are only half a dozen or so areas that need to be occasionally repaired.

COSTLY TO DELAY PAINTING

Paint is thought of as purely cosmetic treatment by a surprising number of people. Actually it's all that stands between wood and weather, and if a good paint film isn't kept on the house, things go to pot in a hurry.

I deeply regret being able to offer my own house as an example. The previous owners were very, very casual about painting, and the result is that 1) all my windows need puttying, 2) half a dozen shutters have rotted out and need to be replaced, and 3) two casement windows have rotted and started to fall apart. There are big peeled areas on the trim that are going to take a lot of scraping before they can be repainted, and the house in general looks scrofulous.

Now if the paint had been well maintained, a fresh coat would cost me about $400; if I repainted every four years, the average cost would be $100 a year. (This doesn't count the occasional touching up of bad spots, which I would do myself.)

But as things are now, I am faced with this basket of goodies: about $200 worth of carpentry repairs before the painter can even start work, and then a scraping, puttying, priming and painting job that will separate me from $1200—if I'm lucky.

GUTTERS CAN BE EASY

Gutters represent on the one hand a very simple maintenance job (see "Maintaining Gutters and Downspouts, page 146) and on the other hand some nasty possibilities. Keeping gutters clean requires a hose, a stick to pry loose matted vegetation, a ladder, and a casual attitude toward heights. If you prefer keeping your feet on the ground, $15 to $20 should hire someone to get old leaves out, leaders flushed clean, and downspout strainers cleaned and properly repositioned. Unless you're in a real forest, one or two cleanouts a year should be plenty. But suppose this little job is ignored, and gutters clog.

Most gutters today are hung right up against the fascia board—the front plank of the eave structure. If they are perfectly hung they will overflow over the front lip, and only your foundation planting will suffer. But not all gutters are perfectly hung, and in any case a heavy rain will cause overflow over the back as well as the front. If this happens over a long enough period the fascia will start to rot, and if the gutter is wood it will rot too. Replacing both will cost at least $4 a lineal foot.

Want more? O.K., hang on. If the house has little or no roof overhang, gutter overflow may find its way behind the fascia board and into the wall. This can cause all sorts of fun and games: ruined plaster inside, peeled paint outside, and rotted studs and useless insulation in between.

DON'T FORGET THE ROOF

Roofs need astonishingly little maintenance considering the kind of beating they take, but it's still a good idea to have a competent roofing man go up and take a close look every couple of years. Otherwise the first sign of trouble may be a patch of wet, disintegrating plaster.

One type of roof, however, does need to be part of your regular maintenance program: cedar shingles. Left to themselves they will eventually curl, crack, and go to pieces. But if you treat them every five or six years with a preservative (roofing men and some painters know the formula) they will last just about forever. The cost shouldn't be much more than $100.

If you let a wood roof go to the point where it must be replaced, you'll face an unpleasant choice: a new cedar roof at jolting prices—as much as 75c a square foot—or a new asphalt roof which, while far cheaper, won't have the character of wood.

Termite protection can be covered in a very few words: If you're in termite territory and don't have an expert examine your house every year or so, you should have your head examined. If there's any question, have a termite-proofing job done—even though it can cost up to $300.

It may seem that we've been putting some big hunks of cash into maintenance. True—but don't forget the grave-faced man I mentioned earlier. *Not* spending will, in the long run, prove murderously expensive. By Maxwell C. Huntoon Jr.

Solves Repair Problems

Durham's fills cracks and holes in plaster, wood and tile. Won't shrink or fall out. Economical, easy to use. Big 4-lb. can, only $1.60 at lumber, paint and hardware dealers, or shipped direct postpaid in U. S. for $2.00. Money-back guarantee. Order now. Donald Durham Co., Box 804-A, Des Moines, Iowa 50304.

Now Possible To Shrink Hemorrhoids

And Promptly Stop Itching, Relieve Pain In Most Cases.

Science has found a medication with the ability, in most cases—to stop burning itch, relieve pain and actually shrink hemorrhoids.

In case after case doctors proved, while gently relieving pain and itching, actual reduction (shrinkage) took place.

The answer is *Preparation H®*—there is no other formula like it for hemorrhoids. Preparation H also soothes inflamed, irritated tissues and helps prevent further infection. In ointment or suppository form.

BASEMENT TOILET

FLUSHES *UP*

to sewer or septic tank

no digging up floors.

WRITE

McPHERSON, INC. Box 15133 TAMPA, FLA.

COULD YOU USE

extra income? Just write for our generous commission offer, and you will receive instructions by return mail.

MOORE-COTTRELL SUBSCRIPTION AGENCIES, INC.
Dept. 486, North Cohocton, N.Y. 14868

NEW way to Humidify your Steam or Hot Water heated home

The drumatic® principle of humidification developed by Skuttle, has given the owner of a steam or hot water heated home TOTAL COMFORT during the "dry air" winter months. With the Skuttle Drumatic Stainless Steel Hydronic Humidifier, your home will be properly humidified so that your family will enjoy refreshing comfort all winter long.

SAVES ON FUEL BILLS, TOO!

A Skuttle hydronic unit will save you money on fuel bills, too . . . by maintaining automatically controlled moisture in your home, you feel more comfortable at lower room temperatures. Yes, this unit can be installed by your Skuttle dealer. He simply connects it to your present steam or hot water heating system. Write today for FREE literature and name of your Skuttle dealer.

Skuttle

Humidifier Specialists Since 1935

SKUTTLE MANUFACTURING CO.
Dept. AH, Milford, Mich. 48042

Please send name of Skuttle dealer and FREE literature.

NAME _____

ADDRESS _____

CITY _____ STATE _____ ZIP _____

How to Screen Your Fireplace BEAUTIFULLY

and gain a lifetime of pleasure, safety and fun for family and friends. We have a screen for every size, shape and style of fireplace.



Glassfyre® Classic. Tempered glass doors framed in black and brass.



Glassfyre® Aristocrat in polished brass. Draft, smoke, spark protection.



Custom fitted to your fireplace. A wide selection of metal colors.



Screens for every style and size of fireplace—3-sided, arch-top, etc.

FREE BOOKLET

Please send "How to Screen Your Fireplace for Beauty and Pleasure" ☐

Name _____

Address _____

City _____ State _____

PORTLAND WILLAMETTE COMPANY

2101 S.E. 7th Ave. • Portland 14, Ore.

PATCHING CONCRETE AND MASONRY

By BERNARD GLADSTONE

You probably think concrete is a permanent material that never needs repair. You are partly right. It is permanent, and it will last almost forever—but repeated freezing-thawing cycles, combined with settling of soil and foundation, can cause cracks.

These may be scarcely noticeable at first but they permit water to enter. If this water freezes and expands, the crack opens further and can cause bricks and blocks to work loose. In addition, ice-melting chemicals and strong solvents may cause flaking or powdering. Fortunately, if tackled soon enough most masonry repairs are fairly simple.

BASIC MIXES AND READY MIXES

For years, the basic patching material has been powdered Portland cement mixed with sand or with a combination of sand and gravel plus water.

For patching cracks in concrete walls and floors and small repairs on stucco, a mixture of one part cement and three parts fine sand is used. This is also used for patching defective mortar joints. However, for laying bricks or cement blocks, a mortar mix consisting of one part cement, one part lime, and three parts sand should be used.

If you have to replace a missing piece of sidewalk—or where a patch several inches deep is required—then you will need a concrete mix of one part cement, two parts sand, and three parts gravel.

With any of these, mix all the dry ingredients then add the water. The amount of water will vary with the type of job and the moisture content of the sand. For most cement-and-sand mixtures, add enough water to make a pliable mortar that will still be stiff enough to hold its shape when held on your trowel.

To eliminate measuring the ingredients and trying to buy materials in small quantities, you can buy dry, premixed concrete in bags.

These ready-mixed materials come in all three combinations and in sizes from 10 to 80 pounds. The only thing you add is the water. When using any of these premixed materials, first empty the bag into a pail or wheelbarrow. Mix the dry ingredients thoroughly with a shovel or hoe. Do this even if you plan to use only part of the bag. You can then pour the unused portion back, only adding water to the amount you need.

REPAIRING TECHNIQUES

Before making your patch, regardless of whether it is a small crack or a large section that needs replacing, use a hammer and cold chisel to chip away the loose and crumbling sections and to undercut the edges. This insures a good mechanical bond when the fresh cement is applied. Brush out all loose dirt.

Wet down the edges of the old cement first. This keeps it from drawing water out of the new patch. Pack in the concrete or mortar with a trowel, making certain you work it into every corner.

You will find it easier to use a triangular-pointed trowel for cracks and small patches, but you will need a plasterer's square trowel for the larger patches. Avoid excessive troweling which brings too much water and fine grit to the surface, weakening the patch.

If you are replacing a broken section of a sidewalk or patio floor, you will use a gravel mix, rather than a sand mix. Otherwise the procedure is basically the same. If necessary, use the edge of a 2x4 to level it off.

To achieve the slightly roughened texture that will match most walks and driveways, final troweling should be done with a wood float. This is nothing more than a block of wood with a handle, rubbed over the surface in a circular motion after the concrete is partially hardened (when the wet look is almost gone).

NEW PATCHING MATERIALS

Several new types of masonry patching materials simplify things. One is a dry powdered mix fortified with vinyl or epoxy; the other is a two-part latex cement that consists of a dry powder and a liquid latex packaged separately.

The vinyl compound requires only the addition of water. The latex type is prepared by mixing the liquid latex and the cement without using water. Either one will form a bond that is much stronger than ordinary patching cement without additives.

The vinyl and the latex cements both eliminate the need for undercutting the edges of cracks, and they do not require that the surface be dampened beforehand. They can be smoothly spread on in layers as thin as a sixteenth of an inch, permitting you to neatly "feather" edges.

These materials are ideal for resurfacing rough walks or steps without chopping out all of the old concrete first. Since ordinary patching cement must be at least a half inch thick to bond properly, and will not hold unless the patch is more than one inch deep in all places, you can use these plastic cements when you have only a small chip or broken corner to patch.

They also solve the problem of cementing bricks or blocks along the edges of stoops or walls. With ordinary cement or mortar you'd have to chip out all the old mortar first. These new types permit you to spread on a thin layer that will hold the brick just as well as thick mortar.

Because many of them will bond to painted surfaces, vinyl and latex cements also provide the ideal solution for smoothing over chipped or cracked areas on painted basement floors, etc. You mix and apply them much as you would patching plaster or spackling compound.

Many of them will bond to wood and metal also, so they simplify patching where the concrete butts up against other materials.

Since the new plastic masonry patching materials are considerably more expensive than cement-and-sand mixtures, you'll find them practical only for small jobs.

LIQUID ADDITIVES

There are also special liquid additives you can use with ordinary patching cement to help increase the bond. These liquids may be added to freshly mixed cement or applied to the edges of the area to be patched.

Whether you use new materials or traditional ones, a small patch done now avoids a big job later.

For women with more exciting things to do than scrub floors:

ONE-STEP FLOOR CARE

It cleans and waxes at the same time!

New-formula One-Step combines ammonia and detergents for extra cleaning power . . . *plus* tough wax for a bright, long-lasting shine. Cuts your work in half, saves you time!

By the maker of Armstrong FLOORS

General Electric ...for a great night's sleep

General Electric Blankets are luxurious, comfortable. Automatic. But without lumpy thermostats. GE's continuous temperature sensor and control system is designed to provide even warmth...adjusts itself. Machine washable, too. Four sizes. Fashion colors. Beautiful gift!

General Electric Company, Housewares Division, Bridgeport, Conn. 06602

FREE! **YOU'LL SLEEP SO SOUNDLY WE HAVE TO GIVE YOU A SNOOZ-ALARM® TO AWAKEN!**



General Electric's famous Twilight Snooz-Alarm Clock is yours—FREE—with purchase of any GE Automatic Blanket between now and October 31, 1967. It's the clock that wakes you gently, then lets you snooze awhile and rings again. To get the clock, clip the General Electric name and address from under the list of Servicenters on back page of Blanket Use and Care Book. Send it, together with your name and address, to General Electric Clock offer, P.O. Box 1198, Bridgeport, Conn. 06601. Offer expires October 31, 1967. *(Limit, one clock per family.)*

Progress Is Our Most Important Product

GENERAL ELECTRIC

FREE! IN FULL COLOR



NEW WOOD FOLDING DOOR IDEAS

Before you build, buy or remodel, send for this helpful Brochure. Shows how to stretch space for family living . . . divide it for precious privacy . . . hide work, storage and utility areas decoratively. Do it with the natural beauty of genuine wood. Mail coupon today.

Pella WOOD FOLDING DOORS

THIS COUPON ANSWERED WITHIN 24 HOURS
ROLSCREEN COMPANY, Dept. TC-70
PELLA, IOWA 50219
Please send me FREE full-color PELLA Folding Doors Idea Brochure.

NAME

ADDRESS

CITY & STATE ZIP (IF KNOWN)

PELLA MAKES QUALITY-WOOD WINDOWS, WOOD FOLDING DOORS & PARTITIONS AND WOOD SLIDING GLASS DOORS

NEWS AND NOTES

It seems to me one of the features that spells quality in modern apartments is facilities for laundering. We have long had laundry rooms in the basement for the use of the entire building, and more recently, smaller ones on each floor. Now, I am pleased to see a move toward plumbing facilities in individual apartments for optional installation of laundry equipment—the washer-dryer combination especially, which is a natural for apartments. I hope that one day it will become as standard as dishwashers have in many apartments.

At the recent National Housewares Exhibit in Chicago, Illinois, which

we attend twice a year, the most outstanding trend we noticed was toward the home facial sauna which uses the principle of gentle steam and mist therapy for deep cleansing and a healthy skin. We're glad to see more thought being given to beauty care. We've talked about electric combs, brushes, manicure sets before . . . but the idea that facial care has become important is a healthy sign.

Other health and beauty-care products we noted at the show were more dental-spray units for teeth and gum care (a portable variety for traveling), electric denture cleaners, hair dryer with a built-in radio for teenagers, more electric body massagers and foot-care products, small humidifiers, tabletop vanity for storage of makeup, bathroom scales with unusually gay designs.

Also seen: dishwasher-proof wooden bowls, beautifully colored and unusually sophisticated designs in cookware, corn poppers with transparent lids that double as serving bowls when corn has finished popping, a blender with a built-in spatula, fondue cookers in stainless . . . more evidence that fondue entertaining is growing in popularity; and—believe it or not—a battery-operated table crumber.

We were interested in a recent study made by the American Hobby Federation of personal food, hobby, entertainment, and sports preferences of boys and girls between the ages of 13 and 19. To the question, "What is your favorite vegetable?" potato chips came out as the number-one choice, followed by spinach, string beans, beets, zucchini, tomatoes, and lettuce. To the question, "What is your favorite main dish?", in order of preference—meat loaf, hamburgers, steak, roast beef, ham, turkey, frankfurters, chicken, veal, and liver. Apple pie and ice cream were top dessert favorites. This is *not* music to a food editor's ears. These foods may be great favorite standbys—but they make me wonder where the imaginative food ideas from our Test Kitchens are going. Certainly not on these tables!

Supermarket news to cross our desk: From General Foods—low-calorie imitation Grapeade Mix and new Brown Sugar-Cinnamon flavor for Toast 'Em Pop-Ups. From



Betty Crocker—New Orleans style Chocolate Flavor Spice Cake Mix and Chocolate Flavor Walnut Frosting Mix. From Sego—stronger, richer flavors in liquid diet food—Very Vanilla, Very Chocolate, Very Marshmallow, Very Strawberry.

Carnation's powdered diet food, called Slender, needs only mixing with whole or skim milk; in chocolate, Dutch chocolate, French vanilla, wild strawberry, and Jubilee cherry flavors. Campbells have just introduced an unusual line of Bounty Canned Puddings in French vanilla, Dutch chocolate, Butterscotch, Lemon and Rice with Cinnamon. Quaker Oats has two new presweetened cereals reinforced with B vitamins and iron, Quisp and Quake. Look for two new Royal No-Bakes, Devil's Cream Pie and Lemon Confetti Pie.

More announcements on the electric self-cleaning oven scene: Roper, Thermador, and Hotpoint!

In a recent announcement by the USDA scientists we learned that



hot water dips and hot air treatments will kill many decay organisms that attack fruits and vegetables during marketing. They tell us that the result is more attractive fresh fruits and vegetables that will keep longer in your refrigerator. The treatments, they say, have no adverse effects on appearance, firmness, or taste and are cheaper, safer, and easier to use than chemical decay controls. We wonder about the length of keeping time as a result of this treatment and would like to know more about the safety of chemical controls. We're told some of the treated produce now or soon to be available in stores are cantaloupes, peaches, mangoes, lemons, apples, berries, peppers, sweet potatoes.

Hard to believe that it's Trick or Treat time again. And perfect for the occasion are smaller versions of our Gingerbread Men on page 100. Wrap them individually and serve to visiting ghosts!

We like to bake small cupcakes, top with orange frosting and make funny faces with raisins.
Happy goblins, to you!

Virginia P. Haberl

EXTRA!
BONUS GIFTS

Good for cash or your
favorite trading stamp.
Look for blue Bonus Gifts Coupons
in every box of Soilax and Finish–
plus hundreds of other products!
Start saving today!

20 point coupon in 20 oz. box.
30 point coupon in 33 oz. box.

The only dishwasher detergent specially made for the water conditions in your area. Gets dishes spotlessly clean no matter where you live.

40 point coupon in 16 oz. box.

The only ammoniated all purpose cleaner with giant energy. Cleans walls and floors like no leading liquid cleaner can.

Good for stamps, good for cash, good for you.

(Offer subject to terms and conditions set forth and referred to in coupon.)

©1967 Economics Laboratory, Inc., 250 Park Ave., New York, N.Y. 10017

FAVORITE CHINA PATTERNS ON BEAUTIFUL BELGIAN LINEN

Fun-to-finish tablecloth kits for easy cross-stitch. Stamped on Belgian oyster linen, scallop edged, with embroidery floss and instructions. Please specify pattern and size.

50" x 50"	$3.95
50" x 68"	$5.95
58" x 78"	$7.95
69" round	$8.95
68" x 88"	$9.95
68" x 106"	$12.95
Napkins, set of 4	$2.95

plus 50¢ postage

Victoria Gifts 12 Water Street Bryn Mawr, Penna.

RATTAN PAPER PLATE HOLDERS $1.50 Set/4

No more floppy paper plates! Woven of natural rattan, these plate holders provide a firm surface for 9" paper plates. Order #1845 set/4 . . . . $1.50, 3 sets $3.98. 35¢ shipping.

Foster House Dept. 410 Peoria, Illinois 61601
Please Include Your Zip Code
Write For **FREE** Gift Catalog

COOK BOOK RECIPE RACK

FINISHED OR IN KIT

Designed to hold all your culinary reference material in one handsome, efficient center. Cookbooks (all sizes) fit in top, twin drawers hold 3"x5" recipe cards (index cards incl.). Hang it on wall or stand on counter—it's perfectly charming either way! Polished honey tone knotty pine or maple finish. 17"H. 13"W. 8¾"D. **$13.25**

COMPLETE KIT: Ready for easy assembly and finish. Simple instructions. **$8.95** Ppd. Add 50c West of Miss.

BEAUTIFUL NEW FREE CATALOG — 700 PIECES
Finished and Kit Furniture in Friendly Pine

Include Zip No.
Money-Back Guarantee
(Not sold in stores)

YIELD HOUSE
Dept. A10-7, North Conway, N. H. 03860

CURTAIN CHARM

WITH BALL FRINGE ON UNBLEACHED MUSLIN



20", 25", 30", 36", 40" long	3.00
2 pairs to window	6.00
45", 54", 63", 72" long	4.50
81", 90" long	6.00
all types 80" wide per pair	
Matching Valance 9"x80"	1.50

Please add 50c to each order for handling and mailing

For years clever New England housewives have made these charming UNBLEACHED MUSLIN curtains for every room in the house. Now you can buy them direct with all the original simplicity, warmth and handmade look. Practical, long-wearing, these unusually attractive curtains of off-white muslin with matching color ball fringe retain their crisp appearance with a minimum of care. Also available in bleached white muslin for $1 more per pair. Valance .50 more. *Satisfaction guaranteed. No COD's please. Send check or money order. Write for illustrated brochure showing other curtains, dust ruffles and pillow shams in bleached and unbleached muslin as well as burlap, floral prints, calico ruffles, organdy, Osnaburg, and bedspread fringe.*

COUNTRY CURTAINS
STOCKBRIDGE, MASS. DEPT. 11

Serenity Prayer Seals

A most reverent blessing for your letters! Fine gold paper seals have the Praying Hands of Albrecht Durer in black and underneath the prayer beginning "God grant me the serenity to accept the things I cannot change." 1½x2". Box of 125. Order **5250-6,** Seals, **$1** ppd.

Free Catalog *Write For New Free Gift Catalog!*

Miles Kimball
262 Bond St., Oshkosh, Wis. 54901

IMPORTED ITALIAN MARBLE CHILD'S BIRTH RECORD

TOO MARBLE-OUS FOR WORDS, this unusual birth record! A gold-plated bronze cherub is mounted on a block of genuine Italian marble. Baby's name, time of birth, date, length, and weight engraved on front plaque. Darling mother, nana, godmother, or relative present. 3½" x 3" h. Send check or M.O. **$6.95** ppd.

CRESCENT HOUSE 135 Central Pk. Rd. AH10, Plainview, L. I., N.Y. 11803



TRIVET TOWEL HOLDER will ward off evil spirits in your kitchen. Charming paper towel rack is fashioned after famed Pennsylvania Dutch Hex designs. Or choose Rooster motif. (specify). 6" diameter cast iron trivets at either end. Rack holds jumbo or regular size towel rolls. **$2.95** plus 45c postage.



KITCHEN RACK

Black wrought iron rack keeps utensils handy. Copied from meat racks in French butcher shops. 7 sturdy hooks. 16" x 12"x 7". **$3.50** plus 45c postage.

FERRY HOUSE
Dept. H-107
Dobbs Ferry, N.Y.



PROSIT. You and your guests will enjoy your favorite beer when it is served in an aluminum tankard fitted with a *glass* bottom and an aluminum lid. It holds 12 ounces, has a pewterlike patina that never needs polishing. Cool it in the refrigerator before serving a frosty, thirst-quenching beer. $1.95 for one. Bon-A-Fide, Dept. AH10, One Park Ave., New York, N.Y.

CANOPY BED. Here is the bed that will become an heirloom. Order it in solid maple or solid cherry, each of which is beautifully finished. Bedstead with canopy frame is $124.50. Express collect. It comes in double or single sizes and the posts are 70" high. Catalog of fine furniture is 25c. Order from Ephraim Marsh, Dept. 499, Box 266, Concord, N.C. 28025.

AN IMPORTANT GIFT. Anyone can embroider this crewel-stitch clock. A 15½" square of cotton and linen is stamped with Roman numerals and a design of birds and leaves. Included with kit is multicolor wool, an electric clock movement with brass finished hands, and a walnut finished shadow box frame. $19.95. From Helen Gallagher, Dept. 410-4415, Peoria, Ill.

CLEVER SLIPCOVER for the indispensable telephone directory usually kept in a closet. Now it can be left near the telephone when covered with the black leatherlike jacket. Bas-relief design of a phone is red and a name or three initials are imprinted in 23K gold. 11x9", it fits standard books. $1.50. Order from Gracious Living, Dept. 1435, Berkeley, R. I.

TABLE TALK. Add this miniature globe of the Old World to your collection of table ornaments. About 5" in diameter, it is made of metal finished with an antique patina and decorated with mythical creatures and signs of the zodiac. $4.95. Larger size (7½") is $9.95. Order from Colonial Studios, Dept. DGE-4, 20 Bank Street, White Plains, N.Y. 10606.

Otto Maya

SHOP YOUR

AMERICAN HOME MARKET PLACE

By ANN McLAUGHLIN

Order merchandise from the Market Place by sending your check or money order to the company mentioned. Unless otherwise stated, postage is included in the price. Anything not personalized may be returned within seven days for a full refund.

MINIATURE TREASURES. These are tiny, beautifully made pieces of miniature furniture. The drop leaf table has brass-finished, workable hinges. 2x3½x4". $2.79. Rocking chair is 3" high. $1.79. The dry sink has doors that open, a tiny shelf, and brass-finished hardware. 1¼x-3¼x3". $2.89. From Miles Kimball, 126 Bond Street, Dept. AH10, Oshkosh, Wisc. 54901.



READING LOG. More than likely your youngster is instructed at school to record the names of the books he reads, the names of their authors, and the dates on which the books have been read. Here is a compact book in which to keep the information. 8x6", it has a dark blue leatherlike cover tooled in gold. $2. Taylor Gifts, Dept. AH10, West Wayne Ave., Wayne, Pa.



FREE-SWINGING PARROT on a swinging brass perch comes from Saint Thomas, a "free" port in the Virgin Islands. The wily bird is 13" long and is brilliantly colored. Perch and chain are brass. Use as colorful decoration to lift the spirits and add fun to the surroundings. $1.95 for one. $3.85 the pair. Water Isle Club, Dept. AH10, Box 570, St. Thomas, Virgin Islands, U.S.A.



THE FAVORITE CUP to give to doting grandparents is the shapely white earthenware mug with an easy-to-grip handle. It holds 8 ounces and comes marked with a sentimental inscription. The "I Love Grandma" is inscribed in blue, the "I Love Grandpa" is in brown. $1.30 for one mug; $2.50 the pair. Order from Artisan Galleries, Dept. M10, 2100 Haskell Ave., Dallas, Texas.



CATNIP AND THE CAT. To amuse your feline friend give it the "Kitten Gym." This is a sturdy arrangement of cross arms from which hang four enticing toys. Square base and arms are finished in bright red, white, and gold. Overall height is 14". Four suction cups secure it to the floor. $4.95. Order from Alexander Sales, Dept. 702, 125 Marbledale Road, Tuckahoe, N.Y.

"Antique Art of Whaling"









Fabulously Beautiful Giant Woodcuts Hand Silk-Screened Especially for your Decor

Sold in art stores for $10. We will send all 4 to you for just $2, while supply lasts. Imagine decorating your home with these superb hand done masterpieces . . . Each of these breathtakingly beautiful whaleship decorator pieces will bring new beauty to any room in your home. The character of this colorful fine art is so excellent that they find an enthusiastic audience of art lovers, decorators and appreciative homemakers wherever they are exhibited.

You'll understand why they are so commanding once you see the exquisite craftsmanship employed by Robert Arnold, one of New England's most famous ship artists. The small black and white illustrations shown at left cannot convey the dramatic beauty and rich engraved woodcut look of these magnificent whaling ships. You must see them in large full scale to appreciate their beauty.

Set of 4 Exquisite Decorator Pieces

Only $2 For All Four

OFFER MAY NOT BE REPEATED.

Act now. To take advantage of this special offer, we urge you to order your art subjects now while supply lasts. Each of these beautiful art subjects is a large 17"x21" with lovely borders. You will be thrilled with the grace and beauty they will add to your home, office or club. This may be your only chance to order.

WORLD ART GROUP, Studio 10Ah
606 Post Road, Westport, Conn. 06880

Please send me the 4 whaling ship prints for only $2 plus 25c pp and hdlg. on full money-back guarantee if I am not delighted.

Enclosed is $_____

Name_____
(PLEASE PRINT)

Address_____

City_____ **State**_____ **Zip Code**_____

☐ **SAVE!** **SPECIAL OFFER: Order 2 sets of all four prints for only $3.00 postpaid. (Save $1.50) Extra set makes perfect gift.**

WORLD ART GROUP Approved For Gallery Exhibit

FURNISHED IN
EARLY AMERICAN?

Send 25¢ For Our Big Handbook-Catalogue "1,000 Pictures Of Basic Items For Furnishing An Early American Home"

Everything in Early American. All by mail at modest prices. Money-Back Guarantee includes shpg. chgs.

HUNDREDS OF GIFTS WITH AN EARLY AMERICAN FLAVOR

STURBRIDGE YANKEE WORKSHOP
the Nation's Center for Early American
407 Brimfield Turnpike, Sturbridge, Mass. 01566
50,000 people a year visit our Shop

CLOTHES HAMPER TABLE
FINISHED OR UNFINISHED

It's hard to believe this beautiful cabinet is also a practical clothes hamper. Sorts laundry for you—top drawer holds lingerie and other hand washing; big tilt-front bin holds family wash. Both have no-snag wood basket interiors for proper venting. Both instantly removable for easy emptying. Doubles as lovely bath table too—top holds toiletries and such—drawer holds soaps, etc. Crafted of knotty pine in satin-smooth honey tone or maple, antique pine or walnut finish. Handsomely louvered front, brass knobs. 30" H. 22" W. 11¼" D. $29.95. Unfinished $26.95. Both Exp. Chgs. Col.
BEAUTIFUL NEW FREE CATALOG—700 PCS.
Finished and Kit Furniture in Friendly Pine
Include Zip No.
Not sold in stores
Money-Back Guarantee
YIELD HOUSE
Dept. A10-7
North Conway, N.H. 03860



CURRIER & IVES PRINTS
Colorful reproductions of lithographed art from the 1800's! They're mounted on ¾" thick solid rock maple blocks. 5" x 4½" hi. Order #2808, set/4.....$3.98 Postpaid.
$3.98 Set/4
Helen Gallagher
Dept. 410, Peoria, Illinois 61601
Please Include Your Zip Code
Write For **FREE** Gift Catalog

JUST
$4.98
BY MAIL POSTPAID

Heirloom Electric Wall Clock

The perfect clock for kitchen or dining room! Reminiscent of the beloved Meissen Blue Onion pattern, design is on white plastic that looks like ceramic tile. Clock has precision movement, six-foot cord, and is UL approved. 8" square. **7790T-6**, Clock, **$4.98** ppd.

Free Catalog *Write For New Free Gift Catalog!*
Miles Kimball
262 Bond St., Oshkosh, Wis. 54901

Above: Clipper Ship Cutty Sark: 23" L. x 15" H. Complete kit with carved wood hull, sail materials, all fittings and mounting board. $14.95 plus 75¢ shipping.

SHIP MODELS

Putting together a ship model is an absorbing hobby — and your finished model brings charm and a breath of sea-going history to your home or office.
In our new 112 page catalog, over 30 historic Clipper and sailing ships are shown — all available in kit form and some as finished models. Fully illustrated, our catalog also shows more than 100 prints and pictures of Ships and Sea, and many unusual Nautical Gifts. Price 25¢.
Send check or M.O. to
PRESTON'S
109 Main St. Wharf, Greenport, N. Y. 11944
SATISFACTION OR MONEY REFUNDED

Occasional Table

with hand-rubbed Salem maple finish is unbelievable at this tiny price! Where will you find a bargain like this: solid wood, two-tier, three legged table which looks like an antique, and will please the most discriminating person fond of fine things! 24" high 14"diam. it will fit right in beside a favorite chair, for lamp, knick-knacks, planter, candy dish or ashtray. **$9.95**
PLEASE ADD $1.00 POSTAGE
Pa. Res. Add 5% Sales Tax • Sorry no COD's
SEND FOR FREE GIFT CATALOG
TAYLOR GIFTS Dept. C, 211 Conestoga Rd. Wayne, Pa. 19087

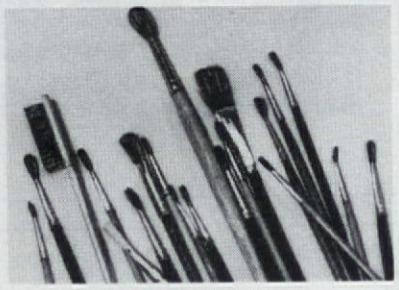

20 HOBBY BRUSHES
For art work, touch-ups, pasting, cleaning small objects, jewelry etc.
4395 — 20 Hobby Brushes $1.00 ppd
2 sets for only 1.89 ppd
Send for FREE gift catalog
Gracious Living
D-1410 BERKELEY, R. I. 02864

UNEVEN BALANCE gives a charming look to a table decorated with an old-fashioned wooden scale. Shown here is one made of polished pine with two round pans attached by brass chains to the balancing arm. An arrangement of fruit in each pan makes a pretty accent for any table. 15½" high. $3.98 plus 35c postage. Foster House, 410-2481, Peoria, Ill.

HOLIDAY HIGHLIGHTS. With a little imagination and a can of Antiquing Dip you can make exciting decorations. This Flemish formula comes in dark or bright gold color that will transform pinecones, branches, and artificial flowers into charming, long-lasting treasures. Dip dries quickly. $2.98. Order from Holiday Gifts, Dept. AH10, 7953 Raritan, Denver, Colo. 80221.

STAY-A-BEDS who revel in cozy comfort will be delighted to own a slant-wedge cushion made of foam. Designed to replace two or more bed pillows, the cushion has a removable percale cover, is 27" long, and comes in two sizes: 4" rise equal to two pillows, $8; 7½" rise equal to three pillows, $11. Order from Better Sleep, Inc., Box AH10, New Providence, N.J. 07974.

TOY CHEST. The nursery will be gay and neat with a compact little bench like this. Solid pine, smooth, and ready for you to stain or paint a bright color, it has a hinged top, a low back, and two arms. It is large enough (21x30x16") to hold a young one's toys or his winter woolens. It's a fine seating piece too. $14.95 exp. coll. Furniture Barn, AH10, R.D. 4, Princeton, N.J.

IMPORTANT ACCENT for a special fashion could be this handsome ring. The filigree mounting is finished in gold plate. Shank is tapered for comfort. Order it set with an impressive fake garnet, opal, or jade. It comes in a large range of sizes so be sure to include your ring size with the order. $2.98 for one ring. Harriet Carter, Dept. A1067, Plymouth Meeting, Pa.

FROM THE 18TH CENTURY. These small trays have been copied from the larger ones designed during the reign of King George V. Made of metal finished in 18K gold or silver-plate, they can be used as individual ashtrays on the dinner table or as coasters. Each is 4" in diameter. $3.95 the set of four. Lillian Vernon, Dept. AH10, 560 S. Third Ave., Mt. Vernon, N.Y.

CHUBBY CHERUBS cast in metal finished in 18K gold plate make a cheerful wall decoration. Each graceful figure is about 5¼" high and 4" wide. One plays the violin, another the guitar, while the third toots a trumpet. Hang this heavenly trio to create a gay effect in any room. The set is $3.98 plus 35c postage. Alexander Sales, AH10, 125 Marbledale Rd., Tuckahoe, N.Y.

MINI-CLOCK for a bedside table makes a pretty and practical ornament. About 3" high, it keeps splendid time. The plastic case comes in red, black, white, or green ornamented with gold and multicolored flowers. A stem winder, it keeps time for 24 hours. Dial is white marked with black numerals. $10.95. World Company, AH10, One Park Ave., New York, N.Y.

CRISP AND SHEER. Here is a pair of curtains that always looks new after laundering. Made with 2¾" picot-edge ruffles, the pair is 80" wide and comes in three lengths: 25", 30", and 36". Use them as cafe curtains with the matching valance 80" wide and 10" long. Or hang two or more pairs in tiers. $6 the pair; $2 for valance. Country Curtains, AH10, Stockbridge, Mass.

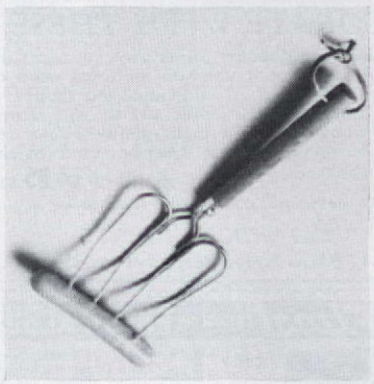

A GIANT FORK makes turning or lifting your roasting meat a safe and easy chore. Its tines are made of heavy steel and have sharp points. Handle is natural-finished hardwood fitted with a leather thong for hanging. Overall length is 12". $1.59 for two forks. Add .25 postage. Order from Old Pueblo Traders, Dept. AH10, 622 South Country Club Rd., Tucson, Ariz.

DISPLAY a favorite cup and saucer on a cast-metal bracket that is lavishly finished in 18K gold. The two styles shown will hold a demitasse or a teacup. One is ornamented with a chubby cherub, the other is cast in the likeness of a bamboo branch. Either will add charm to your collection. $1.25. Crescent House, 135 Central Park Road, AO, Plainview, N.Y.

FAITHFUL REPRODUCTION. This china baby doll is copied from an antique. It is 5½" high and has movable arms, legs, and head. White dress is trimmed with crochet, petticoat is hand hemmed, white bonnet is hand crocheted. Girls and collectors, too, will want to own at least one. $1.98 each plus 35c postage. Helen Gallagher, Dept. 410-9133, Peoria, Ill.

PERSONALIZED Gift Ideas FROM Walter Drake

Child's WALLET
Just like the grown-ups—designed especially for youngsters. Genuine leather with coin pocket, space for dollar bills, I.D. card or photo window, snap fastener. Red for girls, black for boys. Specify first name, stamped in gold.
P7023 Boys' $1.49
P7024 Girls' $1.49

Monogrammed Cigar Case
Natural pigskin holds 5 cigars. Keeps them fresh, uncrushed—adjusts to any length. Great way to offer a cigar. Specify up to 3 monogrammed initials stamped in gold. Perfect gift for the cigar smoker. **P7021 $1.98**

Red & Green Christmas Labels
Gummed labels for Christmas cards and correspondence! Red and green holly design with choice of "Season's Greetings" or "Merry Christmas" plus three line name and address in red. 500 labels in plastic box. 2-3 weeks delivery.
X762 $1.00

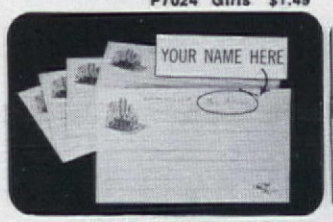

Personalized RECIPE CARDS
Cute kitchen scene plus "From the kitchen of" and your name in beautiful blue printing. 3 x 5" cards—9 lines widely spaced for writing or typing. Fit standard recipe files. Give away or keep yourself. Specify name. 75 cards, 48 hour service.
P4002 $1.00

Personalized Rubber Door Mat
Perfect gift. Flexible rubber points clean off sand, grass, or dirt—self-draining. Your name permanently molded in cream-colored 2⅝" letters on 18 x 28" red, blue, green, or black mat. Specify color. Up to 13 letters. 2-4 weeks delivery.
D-150 $6.98

Personalized DESK MEMO
Ladies' or men's style—whimsical corner cartoon. Ladies' memo says "A short note from," printed name. Men's—"From the desk of," plus name. 200 sheets 4⅛ x 4⅞"—in desk tray. **P7018 Ladies' $1.00**
P7019 Men's $1.00

500 ADDRESS LABELS 50¢
Great for envelopes, stationery, checks. Crisp black ink, rich gold stripe on the side. 2" long, padded. 3 or 4 lines, up to 25 letters and spaces per line. America's biggest label bargain. **S714 50¢**



Self-Stick FOLD-A-NOTES
Personalized—perfect solution for busy people—twice the space of a postcard with the privacy of a letter. Self-mailing (no searching for envelopes). Crisp white stock, your name and address 3 or 4 lines, rich blue ink. Fast 48 hour service. **P1001 pack of 40 $1.98**
P1002 pack of 120 $3.98

12 Personalized PENCILS 69¢
Any name you want gold imprinted on high quality Venus pencils. Everybody loves them because they are personalized. Prevents loss. One first and last name to a set. Full size 7½" long. Smooth writing No. 2 lead, rubber erasers. Great for gifts. **S854 Set of 12 69¢**



Personalized PLAYING CARDS
Marvelous gift—handsome Superba design personalized in gold. Choose any three initials, any two first names, or any last name. Two decks in gift box—red and turquoise, or yellow and gray.
F936 Red, Turq., 3 initials $2.50
F937 Red, Turq., with name $2.50
F938 Yellow, Gray, 3 initials $2.50
F939 Yellow, Gray, with name $2.50



PERSONALIZED STATIONERY
Smooth white vellum for all your correspondence. Rich midnight blue imprint with your name, address, and ZIP. Sheets about 5½"x7". Regular pack: 50 sheets, 25 envelopes. Giant pack: 125 sheets, 50 envelopes. 48 hour service. **P3001 Reg. $1.00**
P3002 Giant $1.98
S7021 100 sheets (Plain) 59¢

BILL-PAYING ENVELOPES
75 white 6½" personalized envelopes for bill paying, ordering, etc. No need to break up stationery sets. Return shows name, address, ZIP code. Please print. 48 hour service. **P3003 $1.00**

CALENDAR TOWELS
A charming personal note for kitchen wall, den, or family room. Currier and Ives picture printed in lovely colors on genuine linen—your name artistically embroidered in panel. Wood rod, tasseled cord for hanging—turns into 16 x 27" tea towel when year is over. Specify last name. 48 hour service.
P6007 $1.49



FREE Christmas Catalog
Do your Christmas shopping the easy way. Hundreds of unusual items—wonderful ideas for gifts or personal use. Sent *free* with every order from this ad, or you can write for *your* free copy.

SATISFACTION GUARANTEED OR MONEY BACK!

CLIP and MAIL TODAY—48-HOUR SERVICE

WALTER DRAKE & SONS,
410 Drake Building, Colorado Springs, Colorado 80901

NAME.....
ADDRESS.....
CITY.....STATE & ZIP.....

Stock No.	How Many	Personalized Imprint Desired	Price

ASSEMBLE YOUR OWN ANTIQUES

Cohasset Colonial furniture kits will add colonial charm to your home. Assemble authentic museum reproductions in minutes . . . Each kit is complete; all parts accurately crafted and finish sanded. We include our special stain which gives you the natural patina of aged wood.

This versatile pumpkin pine seat may also be used as a coffee table, plant stand, or will hold large books. Kit includes optional painting pattern for floral end design. Overall ht. 20½", seat 10" x 29" — 14" from the floor. Send check or money order.

Send 25¢ for 1968 catalog

. . . over 40 museum reproductions you can assemble . . . chairs, tables, shelves, etc.

SLEIGH SEAT
Postpaid $12.95

Original in Metropolitan Museum of Art

Cohasset Colonials by Hagerty
15 Ship St., Cohasset, Mass. 02025

SCOTLAND'S EMBLEM, the thistle, is hand-painted under the glaze of this heavy stoneware ashtray. Decorative for house or office, it is 4" in diameter. $2.75 for one. A matching "tot" cup, 2¼" high, is useful for holding cigarettes or a small amount of sweetmeats. $1.75. The set makes a useful and attractive gift. Old Guilford Forge, Dept. AH10, Guilford, Conn. 06437.

FOR THE COLLECTOR. Both adults and children will be delighted with the 8¼" pine shelf that comes with six miniature copper and brass jugs, soup kettles, buckets, and other utensils used in Early American kitchens. Three of these shining pieces hang from shelf, others stand on it. $3.98 plus 35c the seven-piece set. Helen Gallagher, Dept. 410-3347, Peoria, Ill.

MINIATURE SAFE makes a practical bank for loose change. Here is an authentic scale model of the historic safe Jesse James failed to crack. Black-finished metal embellished with gold is fitted with lock and rubber casters. 6x7x9", it comes with a dime to start a young one's fortune. $5.95 plus 75c postage. Bon-A-Fide, One Park Avenue, Dept. AH10, New York, N.Y. 10016.

VITAMIN USERS ONLY

FREE
CLINICAL FEVER THERMOMETER

Just tell us which vitamins you use—and this precision American-made guaranteed accurate Clinical Fever Thermometer is yours FREE. Why does Hudson give you this valuable FREE gift? Because *every* household should have an *accurate* thermometer—and every household should also have the NEW HUDSON CATALOG. It's packed with page after page of big savings—up to 60%!—on vitamins drugs and toiletries. Get your copy, plus FREE THERMOMETER, by mailing coupon below. Offer limited to vitamin users—only one to a family.

HUDSON VITAMIN PRODUCTS, Dept. F126
89 Seventh Ave. New York, N.Y. 10011
Please send FREE thermometer (☐ Oral ☐ Rectal) plus Hudson Catalog — no obligation to buy a thing. I enclose 10¢ to help cover postage & handling.

I use these vitamins: _____

PRINT NAME _____

ADDRESS _____

CITY _____

STATE _____ ZIP _____ HFT-1

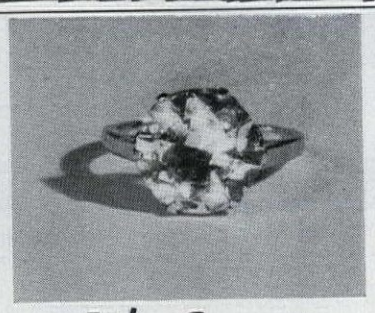

4½ Carat "DIAMOND" RING

We tried, we surely did—to find a real diamond with more brilliance, more sparkle or better color than this 4½ carat simulated solitaire diamond. But we failed. And we guarantee that only a jeweler will be able to tell the difference. Genuine sterling silver Tiffany setting.

$5.95 PPD.

PLEASE SEND RING SIZE

ALSO AVAILABLE: 2½ CT. STONE IN SAME SETTING $4.95 PPD.
MONEY BACK IF NOT DELIGHTED

HARRIET CARTER Dept. A1067 Plymouth Meeting, Pa. 19462

TIFFANY LAMP KIT

Now, as a result of our new novel forming technique, it is fun and easy for you to assemble this choice Tiffany decorator lamp. Everything is included in the kit but the two hours of your time necessary for completion. The resurgent interest in this lamp style makes this true 20 inch diameter Tiffany Lamp, an unheard of value at the price of $14.95.

WORLD ARTS
Box 577d, Wilmington 36, California



DECORATE WITH THESE...

—handsome, full-color prints showing exact details of American Revolution uniforms worn by different militia units. Individualized figures in typical surroundings. Three prints, two figures finely lithographed on high quality 12" x 16" paper. History with each describes uniform and unit's origin.

COMPLETE SET $4.95 ppd.

Pa. residents add 5% sales tax. No C.O.D. Pls. allow three wks. for deliv.

Unusual . . . Authentically Detailed

PATCHBOX PRINTS
Box 34, Blue Bell, Pennsylvania 19422

PIGSKIN SUEDE CAP

Write for Free Catalog

Ivy League styling in a cap that will probably last forever. Strong, rugged pigskin . . . yet extremely comfortable. It's lined, has a sweatband, is Scotchgard treated. Retains shape in any weather. Color choice of LODEN GREEN or MAVERICK BROWN. Send head size (6¾-7⅝).

$3.95 ppd.

Don't forget your Zip Code

DEERSKIN TRADING POST, Rt. 1 at 114J, Danvers, Mass. 01923



SWIMHUT

Enjoy your pool year 'round in the new space-age enclosure. Solar-heated by day, holds in and utilizes pool heat by night. Swim in real comfort. Patented water border perimeter seals airtite to pool deck; filtered fresh air within keeps pool sparkling, keeps out leaves, wind, dirt, animals and insects. Vinyl top appears as stained glass roof, with window clear sides, nylon stabilizers.

Durable and lightweight, can be quickly erected or removed as desired by homeowner. Low cost is fractional of permanent structures. Swimhut will repay in pool pleasure and care.

Free brochure on request.

AQUAGARD POOL COVERS
2801 SAN FERNANDO RD., DEPT. F
LOS ANGELES, CALIF. 90065

Floral TREASURE PHOTO ALBUM

ONLY $1.89 PPD.

Elegantly bound, washable Zipper Album beautifully protects and displays your treasured photographs. Durable clear acetate sleeves hold 48 photographs, snapshot or polaroid size.

2 for just $3.25 PPD. Keep one, give one!
HOLIDAY SPECIAL: Box of 6 only $8.25 PPD. (save $3!)
Send check or M.O. Satisfaction guaranteed or money back.

Lori Lane Dept. AH-10
5102 Beverly Road, Brooklyn, N. Y. 11203

PHOTO CHRISTMAS CARDS....

SEND THE CARD NOBODY ELSE IN THE WORLD CAN SEND!

ALL NEW KODAK STYLES

20 TRUE COLOR FOR ONLY **$3.49** PPD.

WE PAY POSTAGE

20 BLACK & WHITE FOR ONLY **$1.49** PPD.

BONUS GIFT with orders received by Nov. 15

FULL SIZE (3½"x5") TRIM LINE cards with matching envelopes. Big square picture made from any standard color negative, slide or B&W neg. (add 50¢ if sending B&W print or Polaroid; $1.25 color.) Garden City's 'Personal Touch' guarantees your satisfaction or your money promptly refunded.

SAMPLE CARD from your color neg. or slide—25¢ ppd. From b/w neg.—15¢ ppd. One only.

FREE: Ask for our full color brochure illustrating complete selection of designs.

GARDEN CITY PHOTO
Dept. 7H, P.O. Box 237, Garden City, N.Y. 11534
40 YEARS OF QUALITY FILM PROCESSING

PROTECT CARPETS

from damaging dog stains with TRAIN-O-MAT®



Chemically odorized, sanitary mat attracts dog at "comfort" time. Instinct tells "this is the spot." Train-o-mat housebreaks pet easily, surely and with minimum effort. Attachable 12" pole for male dogs. Attractive 18" x 18" washable holder. KENNEL TESTED. MONEY BACK GUARANTEE.

Holder with 2 months supply of mats . . $4.98 ppd.
Holder with 6 months supply of mats . . $6.98 ppd.

G & G RESEARCH P. O. Box 8395-34 Dallas, Texas 75205

ASK A COMPUTER HOW MUCH YOU WILL SAVE

Send amount and frequency of deposit, annual interest % and compound period for a computer-printed report showing yearly totals for number of years you plan to save. $2.00 for up to 20 years, 50c each additional 10 years. Initial amount on deposit may be included. Change any or all factors at start of any year for just 50c additional.

Send check or money order and data to

M & W SERVICE CO., Dept. A
P. O. Box 516 Annandale, Va. 22003



BUILD THESE BEAUTIFUL CLOCKS

PLANS & MATERIAL AT BIG SAVINGS!

Send just $1.00 for plans & instructions to build choice of: __A—Grandfather __B—Steeple __C—Grandmother clock PLUS FREE catalog of movements, dials, parts & kits to build these & 16 other fine clocks. All 3 plans $2.50.

MASON & SULLIVAN CO.
Dept. AM107, Osterville, Mass. 02655

FIBERGLAS ROSE BUSH WINTERIZER

3 yr. absolute guarantee. Life expectancy 5 years. Protect your bush for 9¢ per yr. Slips on and off bush in seconds. Washes beautifully and rolls up for compact storage. Won't mildew, rot or rust. Mesh material reflects sun, permits perfect drainage. 12" high x 13" dia. Holds peat moss, soil, etc. 1 to 9 Winterizers 49¢ each. 10–19, 46¢ each. 20 or more 43¢ each. Postpaid.

F & R FARRELL CO.
Dept. AHO,
3381 Clearview Ave., Columbus, Ohio



ALL CLEAR! There will be no excuse for a cluttered desk when this organizer is used to hold aids to writing and bookkeeping. Hand-rubbed teakwood with slots and a grid holds paper, envelopes, and bills. Ruler, paper opener, pencils go in grid. Porcelain-knobbed drawer holds small items. 14½x-2⅞x3½". $1.98 plus 35c. Foster House, 410-6767, Peoria, Ill.

ELECTRIC HOT TRAY. You will enjoy using this attractive, large serving tray every time you entertain. The white surface is decorated with a blue leaf-and-flower design. Frame and legs are polished walnut. 25x7", it will keep three large casseroles piping hot for several hours. $9.95 plus 50c postage. World Co., Dept. AH10, One Park Ave., New York, N.Y. 10016.

DOORMAT or wall decoration. You can make your choice because this one is brilliantly decorative as well as practical. It is uniquely made of hemp in an openwork design of a wild duck against a natural color background. 29x17", it will act as a welcome mat and clean shoes at the same time. $3.98 plus 35c postage. Order from Foster House, Dept. 410-4509, Peoria, Ill.

Your children's playthings today are shaping all their tomorrows...

send for this new

Free Catalog

from **Creative Playthings** INC



This child is looking through our Giant Magnifier. Perhaps she'll discover the pattern of her fingerprints... or the writing on a penny ... or the geometric design in the center of a daisy.

Toys by Creative Playthings make play a learning experience, turn learning into fun. They give your child a headstart in the critical first 10 years... those peak learning years that shape all the years ahead.

At our Research Center in Princeton, new Creative Playthings learning toys are constantly being developed. 46,000 schools use them... you can be sure your children will love them at home. Send for your new free catalog.

(Also available in fine stores.)

CREATIVE PLAYTHINGS, Inc., Dept. C 411
Princeton, N. J. 08540

Please send me your new free catalog.

Name .....

Street .....

City .....

State ..... Zip .....



Antique Salt Dips

Copied from the Saltcellars used in the 1800's! Molded in cut glass patterns, each has its own serving spoon. About 1¾" diam. Ideal for relishes! Dainty! Charming! Order #5806 Set/6 $1.50; 2 sets $2.89 + 25¢ shipping.

Foster House

Dept. 410, Peoria, Illinois 61601

Please Include Your Zip Code

Write for FREE Gift Catalog



Currier & Ives Coaster-ashtrays

Party-time protection against moisture rings and cigaret burns! Each black cast iron coaster-ashtray has an inset tile with a famed Currier & Ives scene. Coaster is cleverly extended to form an ashtray! 1x4x6". Set of 4. Order **0936T-6,** Coaster-ashtrays, **$2.95** ppd.

Write For New Free Gift Catalog!

Free Catalog

Miles Kimball

262 Bond St., Oshkosh, Wis. 54901



Now! Make this stunning "Peacock" from Egg Cartons

Easy directions in FREE bonus book
Yours when you subscribe to Pack-O-Fun

FREE book "Fun with Egg Cartons" is typical of Pack-O-Fun, the magazine of craft with scraps. You'll love the endless new ideas each month for using household items: spools, plastic bottles, string, macaroni . . . yes, even burnt matches and flash bulbs.

Pack-O-Fun is a "doers" magazine, ideal for the budget conscious and those working with children. Subscribe NOW to the "little" magazine, big with ideas. Only $3 a year—10 issues—nearly 1,000 ideas.

FREE big HOW-TO-DO-IT BOOK

When you subscribe to Pack-O-Fun 1-Yr. Only . . . **$3**

Money-back guarantee, of course.

PACK-O-FUN, Dept. 1487, Park Ridge, Ill. 60066
Payment enclosed for Pack-O-Fun subscription:
☐ $5 for 2-years (Save $1) ☐ $3 for 1-year
Send Free bonus book under separate cover.

Name .....

Address .....

City ..... State ..... Zip .....

DOWN COMFORTS *Beautifully* **RE-COVERED**

Also Wool Comforts Re-Covered and Feather-Fluff Comforts Made from Heirloom Featherbeds. Write for **FREE** samples of coverings, testimonials and picture folder. No salesmen — © 1958 *Mail order only!*

ALDEN COMFORT MILLS-A H
Box 6070 Dallas, Texas

CHRISTMAS SPECIAL

Baby's First Shoes BRONZE PLATED IN SOLID METAL

Only **$3.99** a pair

COMMENDED by PARENTS' MAGAZINE

Limited time only! Baby's precious shoes gorgeously plated in SOLID METAL for only $3.99 pair. Don't confuse this offer of genuine lifetime BRONZE-PLATING with painted imitations. 100% Money-back guarantee. Also all-metal Portrait Stands (shown above), ashtrays, bookends, TV lamps at great savings. Thrillingly beautiful. The perfect Gift for Dad or Grandparents. SEND NO MONEY! Rush name and address today for full details, money-saving certificate and handy mailing sack. WRITE TODAY!

AMERICAN BRONZING CO.
Box 6533-AP Bexley, Ohio 43209

MEN! 100 STYLES FOR

W-I-D-E FEET!

EE to EEEEE Only
Sizes 5 to 13

Men only. Casual, dress, work shoes that really fit. Top quality, popular prices. Money Back Guarantee.

Not sold in stores

Write Today for FREE CATALOG

HITCHCOCK SHOES INC., Hingham 25-H, Mass.

discover scores of new ideas for windows

In full color *THE ELEGANT WORLD OF WINDOW SHADES* shows you how to dramatize every window in your home. Please send 50¢ in coin with coupon to:

BRENEMAN, INC., DEPT. AH, BOX 10036, STATION V, CINCINNATI, OHIO 45210

Name _____

Address _____

City _____ State _____ Zip _____

Breneman, Inc.

***Solid Mahogany: $15.95* VICTORIAN TABLE**

New way to save on the finest quality furniture. Shipped FOB factory, direct to your home. All carvings are done by hand: Italian marble tops. Large choice of sofas, chairs, tables, lamps, clocks, bedrooms. Superb workmanship, at modest prices.

Send 50c for America's largest Victorian furniture & accessory Catalog Fabric samples FREE. You'll love it!

MAGNOLIA HALL (Dept. AH-10)
726 Andover/Atlanta, Ga. 30327

14" Marble-top table in solid mahogany
$15.95

BUILD REFINISH RESTORE
...anything of wood

LET Constantine's big Catalog-Manual help you build new furniture — refinish, restore beat-up cabinets, chests, tables, chairs. Find instantly whatever you need. *Newest materials, plans, ideas, instructions.* Largest selection beautiful woods. Colonial clock kits. Picture molding. All lamp parts. Fully illus. *Est. 1812.*

Mail ad with 25¢ for Catalog plus Free "101 Project Ideas"



2,000 Products
Woods, Veneers Finishes, Tools Furn. Hardware Upholstery Sup. Chair Cane Kit

CONSTANTINE 2044-P Eastchester Rd. Bronx N.Y. 10461

This Year Send

YULECARDS®

THE ORIGINAL PHOTO CHRISTMAS CARD

Greatest style selection anywhere.

BLACK & WHITE with envelopes	FULL COLOR with envelopes
20 FOR $1	20 FOR $3
PLUS 35¢ SHIPPING	PLUS 35¢ SHIPPING

FREE SAMPLE CHRISTMAS CARD

Mail color negative or slide for full color card; or send black and white negative for de luxe black and white photo card. (Enclose 10¢ shipping.) If no negative, send black and white photo and add 50¢ for new negative, or send color print and add $1.00 for new color negative. **Free folder sent with sample.** *SATISFACTION GUARANTEED.*

OUR FIFTIETH YEAR

YULECARDS® DIV. OF MAIL-N-SAVE
DEPT. Y-3 BOX 310, QUINCY, MASS. 02169



HOLDS OVER 100 MAGAZINES

Magazine Table

FINISHED OR IN KIT

Here is a truly remarkable new end table. Holds over 100 magazines flat, wrinkle free, and readable—no more bent or crushed issues! If you want to be extra neat, each magazine can have its own shelf. Hand crafted of rich grained pine. 23"H. 16"W. 21"D. In satin polished honey tone or maple, antique pine or walnut finish. **$19.95** Exp. Chgs. Col. COMPLETE KIT: Ready to assemble and finish. Simple instructions. **$14.50** Ppd. Add $1 ea. West of Miss.

BEAUTIFUL NEW FREE CATALOG—700 PIECES
Finished and Kit Furniture in Friendly Pine

Include Zip No. Money-Back Guarantee

YIELD HOUSE
Dept. A10-7, North Conway, N. H. 03860

Deluxe Pool Table Cover

Your pool table represents quite an investment — protect the playing surface against collecting dust and dirt! Dark green vinyl cover has taut elastic bound edges for waterproof and dustproof coverage. It fits all 7 or 8 foot tables. Order **1624T-6,** Pool Table Cover, **$4** ppd.

Write For New Free Gift Catalog!

Free Catalog

Miles Kimball
262 Bond St., Oshkosh, Wis. 54901

CREATIVE ORNAMENTS. Make your own holiday decorations. This cleverly edited book will give instructions. Make a grab bag by rolling cardboard into a tube, paint or cover it with crepe paper, then set it into a base of crushed foil. Fill it with other gifts you have made and top it off with a twist of red tissue for a flame. Book is $1.50. Pack-O-Fun, Dept. 1487, Park Ridge, Ill.

CLEVER TOGETHER. On the wall near your easy chair hang the 23x7" pine-finished shelf. It will be the perfect place for pipes, tobacco, and cigarettes. Under it you can hang the matching magazine rack, 12x16". Both are embellished with the American eagle and are made for each other. $3.98 for each piece plus 35c postage. Foster House, Dept. 410, Peoria, Ill.

WHAT A PICTURE! You cross-stitch this sampler with wool and that makes it look like crewelwork. Kit contains stamped white linen panel (7x8") and an ample supply of multicolor wool. Select the chickadee, robin, oriole, cardinal, blue jay, or tufted titmouse. $1.25. Wood frame in mahogany or maple finish is $1.25 plus .35. Victoria Gifts, Dept. AH10, Bryn Mawr, Pa. 19010.

CLIPPER SHIPS

SET of FOUR $3.95 pp.

Full Color reproductions of Hugh Knollys' superb paintings of 4 great Clipper Ships: Cutty Sark, Red Jacket, Sovereign of the Seas, Flying Cloud — each shown under full sail in the ocean's blue-green water. Size of each 16 x 20" overall. Ideal for living room, study. Ship's History included. Set of 4 — $3.95 p.p.

New Fully Illustrated 112 page catalog shows more than 100 pictures and prints of SHIPS & SEA, ship models and unusual nautical items and gifts. Price 25¢. Send check or M.O. to

PRESTON'S
109-A Main St. Wharf, Greenport, Long Island, N.Y.
SATISFACTION OR MONEY REFUNDED



TITANIA

the most BRILLIANT jewel stone on Earth!—says the READER'S DIGEST about this amazing

MAN-MADE MIRACLE!

Unset "Titania" jewels, 1 to 5 carats, for your own rings, brooches, etc. Per carat ONLY $12*

1 carat "Titania" Solitaire set in a beautiful 14 kt. gold mounting. Complete ONLY $29*

1 carat "Titania" set in a Masculine box style 14 kt. mounting. Complete ONLY $37*

Write for FREE HANDY RING SIZE CHART & 120 PAGE FULL COLOR JEWELRY CATALOG.

*No more Federal Tax

REGENT LAPIDARY CO.
10 Day Money-Back Guarantee
Dept. AH-53 511 East 12 St. New York, N.Y. 10009

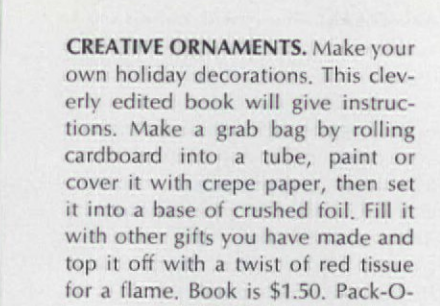

CUSTOM PRINTED SHIRTS

The latest craze—you think of the slogan and we'll print it! Any slogan, Seasons Greetings, your favorite hobby, sport or club, etc. Up to 30 letters printed on these quality cotton sweatshirts or T-Shirts. Machine washable, paint will not run or fade. Colors are red, orange, royal blue, powder blue or black. Size S, M, L, XL. Specify size & color. We ship in 48 hours!

Sweatshirt . . . . . **$4.95** plus 50¢ handling.
T-shirt . . . . . **$2.95** plus 25¢ handling.

HOLIDAY GIFTS

Dept. 610-A, 7953 Raritan St., Denver, Colo. 80221

Authentic Service for Coffee D.O.M
$5.00 set of four

These handsomely glazed, moss green ceramic mugs are fired for lustrous, lasting beauty. Each mug is decorated with a reproduction of an ancient red wax seal. The original recipe for making Coffee D.O.M is enclosed with each set ordered.

Set of four 7 oz. mugs $5.00 post paid

Send check or money order to Benedictine, Dept. J, Box 4423, Grand Central Sta., N.Y. 10017
Julius Wile Sons & Co., New York 86 Proof

Popular Miniatures—Hand-Decorated—Satin Black Iron
Add 35c to Above Prices for Postage and Handling.

MARTHA ANN'S GIFTS Box AH 8536 Chattanooga, Tenn. 37411
Send 25c for Illustrated Gift Catalog.

2 FT. TALL NURSERY WALL DECORATIONS

Decorate your nursery, playroom or den the way you've wanted to. These giant impish full-color circus animals come complete with all the trimmings; yards of candy striped tent poles and canopies, 8 cuddly 2 foot tall circus animals, lots of stars, balls and circles all in exciting full color plus illustrated decorating instructions and paste.

Complete set only $3.98—Sold Mail Order Only

The Small Fry Shop
Box 76303-A-10 Los Angeles, Calif. 90005

USE THOSE BABY FOOD JARS

Handy Dandys are sturdy, plastic caps that snap into ⅛" pegboard and hold quarter twist baby food jars. Ideal for storing all kinds of small parts and things. Keep your workshop neat. 10 for $1.00; 36 for $3.00; 72 for $5.00; 500 for $32.50. Handy Dandys only. No jars. Shipping paid anywhere USA. Send payment with order—no C.O.D.

WICKLIFFE INDUSTRIES, INC.
P.O. Box 244, Dept. AH-10, Wickliffe, Ohio 44092

BRASS EAGLE PEDESTAL PLAQUE

This handsome, solid, cast brass eagle is majestically perched—brave, strong and ready to fly for freedom—on a warm antiqued, hand finished pedestal plaque.

Make this unique plaque a charming accent to any room, a compliment to your decor, a lovely addition to your wall groupings.

Plaque—8½" x 7½"
Eagle—7" wing span
$9.95 ppd.
Check or M.O.

BEAR CREEK VILLAGE CRAFTS
P. O. Box 31, White Haven, Pennsylvania 18661

Illuminated Fountains

A Charming Novelty
Changing Color Display
Changeable nozzles with 26, 36, 48, or 50 outlet holes.

Models from $17.25

Write for free colour catalogue to:

GARVENS OHG.

Delivery all Countries.

Dept. A, Box 29, Aerzen/Hamein, West Germany

WALL PLAQUE or SERVING TRAY?

Either way, this 15 inch aluminum dual purpose ornamentation will add sparkle to your mobile home. It is finished in glossy black with an attractive contrasting silver border design. A similar plaque is also available for a mobile camper, engraved "BLESS THIS LOUSY CAMPER". An attractive, inexpensive gift.

Price each $1.98 ppd. Two for $3.75 ppd.

Order from **WESTERN ARTS**
Route 2, Box 927 Shelton, Washington



CLASSICS IN PAPERBACKS fit into the pine rack with two shelves and a smooth tabletop. Piece *swivels* for easy selection. 16" in diameter, it is 20" high, will hold a large number of books as well as pipe rack, tobacco, or cigarettes on the circular top. In honey-tone or maple finish. $20.75. Kit form costs $13.50. Order from Yield House, AH10, North Conway, N.H.

SPORTSMAN'S DELIGHT. Give him the stopwatch that is fitted with a telemeter for gauging distance and a tachometer for determining speed. He will use it for all sports events. Case has a stainless-steel back and a gold-finished front. Dial can be ordered in black or in white. $13.95 plus 50c postage. World Company, One Park Avenue, Dept. AH10, New York, N.Y.



FOR BUFFET SERVICE stack your forks and spoons in these charming little white china racks. Gaily decorated with gold color fleur-de-lis, they complement all chinaware and add an orderly, space-saving fillip to the table. They make unique and inexpensive gifts too. $1.39 for a set of two. Order from Here's How Co., Inc., Dept. AH10, 59 Tec St., Hicksville, N.Y. 11801.

Send for your 1967 Carl Forslund catalog $1.00

FRESH OFF THE PRESS with 124 colorful pages showing our Quaint American® furniture that we make ourselves and only sold by Carl Forslund. Your one dollar is refundable on your first $10.00 order.

Carl Forslund
(Father and Three Sons)
Dept. AH, 122 East Fulton
Grand Rapids, Michigan 49502



"GOOD OLD DAYS" CHRISTMAS CARDS

Surprise and delight your friends with these authentic reproductions of colorful Christmas Postcards of "years gone-by". Same cards which were so popular 40-50 years ago. Intriguing, different, truly a memento to save and cherish. 24 different cards to pkg. 3 unique selections. $1.00 pkg. — 3 pkgs. $2.50. Tower Press, Box 591-WC Lynn, Mass. 01903.

STAMPS FREE

New Issues • New Countries •
TRIANGLES • ROCKETS • OLYMPICS • SCOUTS • BIRDS • FLOWERS • ANIMALS •
Also Old Canadian and U.S. Postage Stamps.
All Genuine.
Plus Complete Illustrated Canadian Stamp Catalog.
ALL THE ABOVE FREE!
Please Write
GRAY STAMP COMPANY
TORONTO, CANADA

MEISSEN BLUE ONION STAFFORDSHIRE
from England

Dinner at eight—polished mahogany and fine linen—needs this lovely "Blue Onion" ware from England to complete the picture. Service for eight includes: 8 dinner plates, 8 salad/desserts, 8 soup bowls, 8 cups and saucers, 8 fruit dishes, vegetable server, platter, sugar and creamer. Complete 53-piece set, $29.95, shipping charges collect. Also available: Complete 55-piece set includes covered coffee pot, $32.50, shipping charges collect.

Jenifer House *Send 25¢ for new catalog.*
Dept. A-107 Great Barrington, Mass. 01230

DEERSKIN "TRAVELERS" FOR MEN & WOMEN

Lightweight, soft, and flexible, these slippers fit snugly yet comfortably, flatten out for the travel bag. Cushion insole, pull tab, full lining. Color is Saddle Tan. Men's Sizes 6–12 **$6.95;** Wo's Sizes 4–9 **$5.59.**

Free Catalog

(Add 35¢ handling) Zip Code Required!

DEERSKIN TRADING POST Rt. 1 at 114J, Danvers, Mass. 01923

PORCELAIN LIMOGE PLAQUES **$3.98 ea.**

Romantic 17th century scenes handpainted on porcelain, mounted on green velvet and encircled with a rose garnished frame of antiqued golden metal. About 4¾" hi with rings for hanging. Group above mantel, buffet. Order #2919 $3.98 each; 4 for $14.98 + 35¢ shipping.

Foster House
Dept. 410, Peoria, Illinois 61601
Please Include Your Zip Code

Write For **FREE** Gift Catalog

STRAWBERRY PILLOW IN NEEDLEPOINT

Luscious strawberries in shades of red, pink and green come against a black and white background on this delightful needlepoint pillow. Easy-to-make kit includes everything needed to make 12"x12" box pillow cover: design painted on 10-mesh canvas, tapestry wool for design and background, lining for back and borders, cording, zipper, needle and instructions. Only $7.95 plus 50c pstg.

Send 10¢ for Needlecraft Catalog

the stitchery Dept. AH410 Wellesley, Mass. 02181

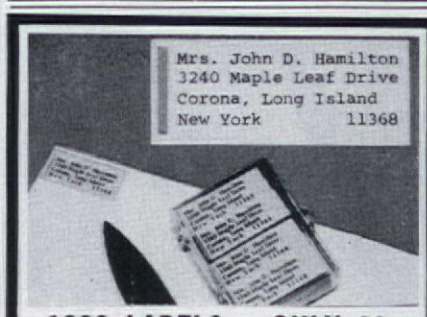

1000 LABELS . . . ONLY 99c

We print up to 4-line name and address, including ZIP CODE. No need to ever write a return address again. We pay postage.

4201 — 1000 Gummed Labels 99c
4264 — 500 Golden Labels $1.99
4265 — 500 Press-On Labels $1.99

Send for FREE gift catalog

Gracious Living
D-1410 BERKELEY, R. I. 02864

Draped Figure
WSA Collection

STUDY ART In Spare Time

DO you like to doodle or sketch? Try famous WSA's *new* home study Course in Art. In spare time learn drawing, painting, advertising art, illustrating, cartooning, fashion, TV art. Get TWO big art outfits ($30 value) without extra charge! Send name and address today for FREE BOOK. *No obligation.*

WASHINGTON SCHOOL OF ART
Studio 6810, Port Washington, New York 11050.
Est. 1914. Accredited Member N.H.S.C.

Print Name _____
Address _____
City & State _____ Zip Code _____

TALL or BIG MEN

FAMOUS BRANDS GO KING-SIZE

ARROW SHIRTS—McGREGOR JACKETS
MANHATTAN SHIRTS—CORFAM SHOES

We specialize in large sizes only. Famous ARROW, McGREGOR, and MANHATTAN new No-Iron Sport and Dress Shirts. With bodies 4" longer, sleeves to 38". Slacks with longer inseams, higher rise, waists 30"-60". 80 SHOE STYLES 10-16 AAA-EEE. **Write for FREE 80 page Color Catalog.**

Gentlemen:
Please rush your new 80 page Full-Color KING-SIZE Catalog of Apparel and Footwear for Tall and Big Men exclusively.

Name _____
Address _____
City _____ State _____ Zip _____

KING-SIZE INC. 8277 King-Size Bldg. Brockton, Mass.

2,000 GIFTS FOR BOYS AND GIRLS!

156 pages many in color

Send for the World's Greatest Toy Catalog!

Shop by mail at the world's greatest toy store. The most complete selection of exclusive, educational and just plain fun toys you will ever see — and all for only 25¢.

F.A.O. SCHWARZ S3
Dept. AH, 745 Fifth Ave., New York, N.Y. 10022
Please send me the 1968 edition of your Toy & Tog Catalog. I enclose 25¢ to cover postage and handling.

Name _____
Address _____
City _____
State _____ Zip _____

Currier & Ives Woodprints

(READY FOR HANGING)

The famous Four Seasons in hand-crafted woodblocks

Winter

Summer

Spring

Autumn

Each **full color** reproduction laminated into a sturdy woodblock **three quarters of an inch thick.** Stained, varnished and antiqued by hand, these **9 by 12 inch** woodprints are beautiful hung singly or a as group in den, study, kitchen, living room, bedroom. Specify Seasons desired. Full set saves you 18% on unit price.

One season...$5.95 Three seasons..$15.50
Two seasons..$10.95 Four seasons...$19.50
Guaranteed money back if not delighted.
Send check, cash or money order to:

WOODPRINT HOUSE, Box 85 E, Old Greenwich, Conn. 06870

FIDDLE BACK

Pistol-Handled Stainless

in an heirloom tradition

An exact replica of a famous old sterling pattern, with graceful pistol handled knives. 3 tined forks and rat-tailed spoons. In heavy hand-forged satin finished stainless. Service for 8 includes 8 dinner forks, 8 dinner knives, 8 salad forks, 8 soup spoons, 16 teaspoons, plus 2 serving spoons.

50-piece service for 8.....$29.95
75-piece service for 12..... 44.95

Also available: BETSY ROSS FIDDLE BACK stainless steel. Complete 50-piece service for 8, $29.95; 75-piece service for 12, $44.95.

All prices ppd. Write for FREE catalog and open stock price list.

SETH and JED Dept. A-107 New Marlborough, Mass. 01246

Personalized Nautical Christmas Cards



Twenty lovely nautical ways for a Skipper, his mate and crew to say "Merry Christmas". Beautiful sea scenes reproduced in glowing full color on fine quality card stock . . . and personalized with a rich imprint beneath the cheery greetings on the inside. With envelopes, of course. Imprinted with 1 line:
25 cards $5.00; 50 cards $7.75; 100 cards $13.25 plus 25c postage on each order. Additional lines of imprinting $1.00 per line.

Allow two weeks for delivery

CARDS AVAILABLE WITH YOUR NAME AND HOME PORT IMPRINTED ON TRANSOM.

FREE Send for Catalog showing our complete assortment of nautical Christmas Cards, and hundreds of Nautical Gifts.

Ship's Wheel PAT BAIRD

714 Hillgrove Ave., Dept. AH-107, Western Springs, Illinois 60558

Give your child a head start in arithmetic

Musical Multiplication Records

Get these new *Musical Multiplication Records* —and see his marks in arithmetic go up, *quickly!* All the Multiplication Tables from 2's through 12's have been *set to music* on 5 records. Each table has its own catchy tune and musical quiz. Children love to play them. Used in thousands of schools. Parents and teachers report wonderful results. Write for free folder. Send name to—

Bremner Records, Dept. O-4, Wilmette, Ill.

The height of elegance! All eyes will turn to this handsome dress shirt, with its striking front of beautifully embroidered lace. Unusual button treatment . . . in groups of 3 — with the center black button larger than those on either side. White only. Sizes 14-17, sleeve lengths 32-36. Only $6.95 postpaid, or $2. deposit on C.O.D., you pay postage. A19 Black satin tie, $2.50. Satisfaction guaranteed. See our exciting collection of dashing apparel and dramatic imported footwear.

WRITE FOR FREE CATALOG

Eleganza

897 Monument St., Brockton, Mass. 02403

19 CHAMPIONS OF LIBERTY

TERRIFIC OFFER, trivial price! Complete U.S. "Champions of Liberty" set of colorful stamps issued 1957-61 honoring 10 world heroes like Paderewski, Garibaldi, Gandhi. Includes both 4c and scarce 8c values PLUS giant Magsaysay stamp. Retail $1.00 — all 19 stamps yours for 25c. Plus fine selections of approval stamps to examine free. Buy those you want — or none — return in 10 days. Cancel service any time. EXTRA! Color souvenir and story of World's Rarest Stamp. Rush reply — sorry, only one to a collector

GARCELON STAMP CO., Dept. AHOL, Calais, Maine

TRAINS ANY DOG INSTANTLY!

* PUPPIES, DOGS OF ALL AGES. NEVER FAILS!

TEACHES		STOPS	
▪ Come — at all times!		▪ House soiling	▪ Jumping
▪ Sit	▪ Drop	▪ Chewing	▪ Barking
▪ Heel	▪ Fetch	▪ Biting	▪ Digging, etc.
▪ Stay	▪ Go, etc.		

20,000 satisfied users. Hundreds of unsolicited testimonials. Four Demonstrations on Art Linkletter CBS-TV. Now prescribed by veterinarians, breeders.

Hi-FiDo is a subliminal sound device, "Pavlov's Bell" in a highly advanced form. A scientifically engineered jeweler's chain with built-in tuning fork. Used like a bell. Works like magic. Imagine! Control your dog without a leash. Painless. Kind. Not electronic.

Write, wire or phone for complete information. Fascinating!

CANINE BEHAVIOR INSTITUTE
(213) 479-7606 11927 Montana Avenue
Dept. AH107 Los Angeles, California 90049

CLEVER IDEA. A space-saving rack that rolls smoothly in or out of a closet holds many pairs of trousers on the spiral rods. Made of solid pine finished in honey-tone or in maple it is 27x18x13". It comes completely assembled for $14.50 or in kit form, easy to assemble, for $9.25. Send for catalog of other fine furniture. Yield House, Dept. AH10, North Conway, N.H.



NEVER OUT OF SIGHT. Your telephone can now be one of your nicest accessories when you use this decorative cover on the receiver. It is made of silver- or gold-plated metal embellished with leaves. Order it with your name or initials engraved in the center. It fits all Bell System phones including the Princess. $4.98. Ferry House, Dept. AH10, Dobbs Ferry, N.Y.

CREWEL-STITCH KIT. Here is an embroidered picture that will give you years of pleasure. You will love every minute you spend working it, and many more years as it hangs on the wall. Kit contains ecru linen panel (21x26"), a palette of multicolor yarns, and simple instructions for the crewel stitches. $8.95 plus 50c post. Frame not included. The Stitchery, AH10, Wellesley, Mass.

COLONIAL REVIVAL. This sturdy tavern stool is available in two heights: 30" for the breakfast bar and 24" for general use. Seat is hand-woven rush, frame is hardwood. $6.95 unfinished. $7.95 finished in natural color. Or order it finished in pine, maple, walnut, or black lacquer for $8.95. Exp. coll. Why not paint it a bright color? Jeff Elliot, AH10, Statesville, N.C.

PAINT YOUR OWN WALL MURAL!

Enjoy the beauty, creative satisfaction of painting a lovely 5 to 14 ft. wide mural directly on your wall! New "paint-by-numbers" method is fun, incredibly easy. Takes just 3 to 5 hours. Artists charge up to $350; wall-paper scenics cost $100 and more. Our complete kits, $12.95 up! Also fabulous "Black Light" mural kits. Many exquisite modern, provincial, oriental, etc. designs. A stunning prestige touch! Send for . . .

FREE! THIS YEAR'S NEW COLOR CATALOG! . . . over 25% new designs! This year's exciting new *36-page color catalog* shows dozens new designs & big choice decorator color combinations plus easy *"How to" details.* (encl. 10¢ postage, handling.)

MURAL ART CENTER
4401 Birch, Dept. 4740, Newport, Calif. 92660

CHAIR CANING KITS

Now anyone can restore his favorite antique and heirloom chairs easily and inexpensively with a NEWELL CANING KIT. Tools, natural cane, and "easy-to-follow" instructions all postpaid for only $2.00. (Extra cane $1.00 chair-lot.)

The Newell Workshop
(Dept. AH), 19 Blaine Avenue
HINSDALE ILLINOIS 60521

BIG MEN! TALL

FREE CATALOG!

Now, buy clothes in your big or tall size without paying a premium! Suits, sportcoats, rainwear . . . sweaters, jackets and slacks . . . shirts to size 22, sleeves to 38" . . . work clothes, underwear, pajamas, robes . . . shoes to size 16. Finest quality, perfect fit, amazingly low prices! Satisfaction guaranteed or money refunded. **Write for FREE CATALOG.**

JERRY LEONARD • DEPT. AH-4
4412 Dodge St. Omaha, Nebr. 68131

PARENTS OF COLLEGE STUDENTS

Worried about their study and eating habits? The answer: a gift box of AUSTIN'S "CAMPUS STUDY SNACKS" — nutritious, delicious companion to study-time. Make sure they have the go-energy for college work. We mail TWENTY 10¢ packages of Austin's famous Cheese Peanut Butter Sandwiches direct to student, POSTAGE PAID. Send only $2 cash, check or M.O.; student's name and address. (Send to Servicemen, too!) Money-back guarantee.

Dept. AH-10, Austin Biscuit, Box 1936, Balto., Md. 21203

IF YOU WOULD LIKE TO FIND OUT HOW TO PLACE AN ADVERTISEMENT IN THE AMERICAN HOME MARKET PLACE, WRITE:

AMERICAN HOME MAGAZINE, DEPARTMENT MP
641 LEXINGTON AVENUE, NEW YORK, N. Y. 10022

VICTORIAN REVIVAL. It is fun and quite mysterious to play with the Ouija board. Heavy cardboard, 17x-11", is marked with the words "yes" and "no" and the 26 letters of the alphabet. With the aid of a wedge of plastic you and a friend ask the board questions. Completely unscientific, the board often spells an answer. $3. Miles Kimball, 126 Bond St., Oshkosh, Wisc.

SURPRISE SERVICE! To tickle the fancy of children or adults use ovenproof pottery shells designed to look like Idaho potatoes. Serve au gratin favorites in the shells that are 4½" long. $2.98 the set of 4. Matching covered dish is 5½" long and comes with plastic ladle, $1.29. Salt and pepper set, 2¾" high, is $1. Add 35c postage. Helen Gallagher, Dept. 410, Peoria, Ill.

LIVELY EDUCATION is right at hand when you decorate a wall with *three-dimensional* maps made of plastic. The raised surfaces and colors indicate cities, towns, rivers, mountain ranges, and political boundaries. 27"x20", each map is $2.98. Select: The World, U.S.A., Europe, or Asia. Order from Walter Drake, Dept. AH15, Drake Building, Colorado Springs, Colo. 80901.

THE ELEGANT SIMPLICITY of this Hepplewhite coffee table gives assurance that it will blend with any period or style of furniture. The table stands 20" high; top measures 19x51" with the two drop leaves extended. In solid mahogany with light brown finish, the price is $65. Walnut, $79.50. Cherry, $71.50. Exp. coll. Newcomb's, AH10, Hillsboro Rd., Durham, N.C.

Start your own EXCITING, BIG-PROFIT ANTIQUE BUSINESS AT HOME

A chair bought for $2.00 Sold for $27.00

A copper kettle bought for $4.00 Polished and Sold for $18.00

An old jug bought for 75¢ Turned into a Lamp and Sold for $25.00

THE AMERICAN INSTITUTE OF ANTIQUES
proudly presents
PROFIT & PLEASURE HOME STUDY COURSE OF ANTIQUES
"Knowledge of Antiques has always been a sign of Culture."

PROFIT: Amazing, new plan starts you quickly and easily to the dazzling profits of a successful antique business right from your own home—in your spare time or full time—no showroom, store or office needed. No previous experience, almost no investment. Start anywhere—city or country. Age no barrier. Men and women alike have found success.

PLEASURE-PRESTIGE: Once you are an authority on antiques, you'll enjoy the prestige that goes with the knowledge and ownership of prized antiques.
RECORDED LECTURES. Diploma Granted

Order your booklet today!

PERSONAL GUIDANCE: Our RESEARCH SERVICE answers all your questions. Gives advice regarding any phase of antique collecting, buying, selling. Hundreds of sources to contact. Your name is listed with other Institute Members. You are guided step by step to success.

The American Institute of Antiques, Dept. A-710
550 Fifth Ave., New York 10036
Please RUSH FREE "Profit and Pleasure in Antiques" Booklet.
Name.....
Address.....
City.....State.....Zip.....

AN OLD TIME VALUE $8.95
EARLY AMERICAN LADDER BACK CHAIR
(direct from workshop to you)

Incredible price for a chair with such hand workmanship, such built-in value, such a beautiful handwoven fibre rush seat. Handmade of solid native hardwood for generations of use. Lowest-priced chair with this desirable seat. Fully assembled.

Minimum Order TWO
Unfinished..... $8.95
Natural finish (blonde). $9.95
Maple, walnut, or pine finish $12.95
Antiqued finish: Florentine Yellow, Moss Green, Venetian Red.. $13.95

Height 42" Seat 17½"w., 14" d., 17½ h.

For matching Arm Chair add $3.00 to above prices.

Prompt shipment. Express charges collect. Satisfaction guaranteed. Send check or M.O.

Jeff Elliot Craftsmen
Dept. A-107, Statesville, North Carolina 28677



2,000 EARLY AMERICAN REPRODUCTIONS

Direct by mail, huge selection of hard-to-find items, Colonial furniture, early colored glass, pewter, dinnerware, hand-forged latches and hinges, chandeliers, candle holders, clocks, fire-tools, switch plates, much more! Great way to gift-shop for Early American fans. Send 25c for 80-page catalog, many full color illustrations.

Old Guilford Forge
108 Broad St., Guilford, Conn. 06437

Walk to Fitness!

Enjoy convenience and safety—in privacy—at home!

Own a Battle Creek HEALTH WALKER®

Wonderful for both men and women! Lets you enjoy walking—Nature's best body-conditioner—in privacy. Effective daily exercise day or night, regardless of rain, snow or summer heat. Health Walker is quiet, well-built to last. Chrome flywheel, smart pearlescent finish. Pedometer shows distance you walk, trot or run for fun! *Cash or terms.*

Backed by Written Guarantee

Battle Creek EQUIPMENT COMPANY
Write for FREE Folder!
105 Doty Bldg., Battle Creek, Mich. 49016



ONLY $8 PER CARAT
FINE CUT • 58 FACETS
PURE WHITE • FLAWLESS

STRONGITE is a hard and brilliant synthetic stone, at a fraction of the cost of a diamond. STRONGITE'S hardness enables us to offer you an UNCONDITIONAL LIFETIME GUARANTEE in writing against chipping and scratching. All shapes and sizes up to 20 carat. Easy payment plan. Money-Back Guarantee within 10 days. Send no money.
Write for FREE BROCHURE with settings for men and women.

THE STRONGITE CO. Dept. 44A, 7 W. 45th Street New York, N. Y. 10036

CHRISTMAS TREE CAKE PANS

Now you can bake a Christmas tree cake for your holiday table! Set of 3 aluminum pans, graduated from 3" to 6" in diameter makes layers to stack on the pedestal stand. Just frost and trim with garlands of icing and candies. One tree serves 9 generously. Set includes pedestal stand plus recipes for cake made with or without prepared mixes. Use pans the year 'round for exciting birthday desserts and other festive occasions. No C.O.D.'s.

SEND FOR FREE GIFT CATALOG
Set $1.00 postpaid

ARTISAN GALLERIES 2100-D 10 No. Haskell Dallas, Texas 75204

DIRECT FROM FACTORY
COLONIAL Knotty Pine
CAPTAIN DAVENPORT DESK

• Unique
• Handsome
• Practical

FULLY ASSEMBLED
A compact desk, perfect for apartment or wherever a lot of order is needed in small space. 8 drawers (4 each side), lift top, charming and practical for boudoir, foyer, children's room, business or professional reception room. 32" H., 22" W., 22" D.

Light or Dark Pine, $49.95
Unfinished, ready to paint, $39.95

Priced to save you money. Send check or m.o. Shipping charges collect.

8 drawers (4 each side)
VISIT OUR SHOWROOMS

Send 10c for Catalog of Other Values

MEADOWBROOK INDUSTRIES
Dept. AH-107, 2095 Bellmore Ave., Bellmore, N.Y. 11710

2 NEW "MAKE IT" BOOKS

GIFTS TO MAKE FROM ODDS 'N' ENDS—Over 100 money-saving, money-making ideas, all made from throwaways found around any home. Ideas for bazaar workers, thrift-minded handicrafters. Every idea a real 'eye-catcher'. Postpaid, only..... $1

CHRISTMAS DECORATIONS FROM ODDS 'N' ENDS—200 sparkling ideas to help make Christmas twice the fun, at half the cost. Use throwaways to make Santas, reindeer, wreaths, candles, door decorations, and oodles of ornaments. Postpaid, only..... $1.50

Both books only $2.25 postpaid.

Pack-O-Fun, Dept. 1487
14 Main St., Park Ridge, Ill. 60068

SECRETS of Teaching Yourself MUSIC
revealed in your own home this money-saving way

YES! Teach yourself Piano, Guitar, Accordion, Violin, ANY instrument—even if you don't know a single note now! No special "talent," no previous training needed. Famous low-cost U.S. School of Music Course, with step-by-step pictured lessons, make it simple as A-B-C. Everything is in print and pictures. First you are told what to do. Then a picture shows you how. You'll be amazed at how easy it is! You start by playing actual *pieces*. Sooner than you may imagine you'll amaze friends by playing your favorite music—hymns, pops, classical, jazz, country music, dance tunes, etc. Over 1,250,000 students all over the world.

Stop Cheating Yourself of These Joys

Popularity. New friends. Gay parties. Musical career. Extra money. Banish worries, frustrations. Satisfy self-expression, creative urge. Gain self-confidence.

Write today for 36-page illustrated FREE book. U.S. SCHOOL OF MUSIC, STUDIO A 17910, Port Washington, New York 11050. (Est. 1898. Approved by N. Y. State Education Dept.)

How You Can Learn Music In Your Own Home
FREE BOOK

Print Name.....
Address.....
City & State..... Zip Code.....

How to start your own little "husband and wife" Advertising Agency

We operate ours from home. Betty and I started in spare time, on a 'shoestring'; now thriving. We'll show you:
How to succeed in a small town . . A way to get all the business the two of you can handle . . How to produce exciting results for your clients . . What to charge . . How to acquire a reputation as experts . . Where to find superior help at low cost, etc.
Want FREE details? Write today. We'll answer promptly.
The Simons, Box 236, Dept AH-10, Hastings-on-Hudson, NY 10706

FREE FRAMED ENLARGEMENTS COLORED IN OILS with each offer of your choice

$1 BUYS 25 (+25c post/hdg.)
WALLET PHOTOS
2½x3½ on pro-ppr + FREE Colored & Framed 5x7
or 2—8x10 ENLARGEMENTS—Portrait ppr. (+ FREE 8x10 COLORED/FRAMED)
or 4—5x7 ENLARGEMENTS—Portrait ppr. (+ FREE 5x7 COLORED/FRAMED)
Send any photo—snapshot-polaroid-negative with 1.25 ea. set. TODAY. State color hair/eyes.
ORG. RETD.
DISCOUNT PHOTO, Dept. A A.835 BROADWAY, N.Y.C. 10003

No news from
the family?
Why not call
Long Distance?
It's the next best
thing to
being there.
BELL SYSTEM
AT&T
and Associated Companies

PINK IS FOR GIRLS

And only Lustre-Creme is pink.
Because it's made just for girls. If you don't believe it, just breathe in Lustre-Creme's pink fragrance.
See. It's a little too delicate for anyone *but* a girl!
Now shampoo with Lustre-Creme and feel how truly soft your hair can be. So soft, it says "touch me." And, he will!
Pink, creamy Lustre-Creme. It's the one shampoo made just for girls. Because pink is just for girls.
You're a girl, aren't you?

You might be tickled pink to know that Lustre-Creme is safe for color-treated hair too.

See how Cascade eliminates drops that spot!

Even clean water leaves drops that spot.



But no drops, no spots with Cascade.

Only Cascade has Chlorosheen for amazingly spot-free dishes!

Wonderful how Cascade gives you such spot-free dishes! The reason? Chlorosheen—the exclusive spot-fighting ingredient that makes Cascade the best detergent you can buy for your dishwasher. It makes water rinse off in clear sheets, so that drops that spot don't form. And what results! Instead of spots, you get shine. Instead of towel touch-ups, you get spotless dishes you will be proud to take straight from the dishwasher to the table. No wonder women have made Cascade the nation's most popular dishwasher detergent!

America's favorite by far!