FOR ACTIVE YOUNG HOMEMAKERS

SEPTEMBER 35¢

American Home

PROPERTY OF THE LIBRARY

1967

UNIVERSITY OF NORTH CAROLINA AT GREENSBORO

SPACE: HOW TO FIND IT, HOW TO USE IT

Ideas for big rooms, little rooms, gardens, kitchens, apartments

Cooking class No. 2: Fish cookery ■ French pastries

Does it pay for a wife to work? ■ Build our bunk beds

So you think acoustical ceilings are expensive.

How does $50 sound?

Recreation Room—Pinehurst Cushiontone Tile



Kitchen—Woodcrest Cushiontone Tile

Basement Den—Textured Fashiontone Suspended Ceiling

Armstrong Acoustical Ceilings are a lot less expensive than they look. Take the Pinehurst Cushiontone® Tile in the recreation room above. Has a nice swirled design. And it softens every sound in the room. Never needs painting. And as we said, doesn't cost as much as you'd think. About $45 for a 12-x-14-foot room.

Even though every one of our acoustical ceilings is washable, we put a special finish on one of them for rooms that can get grimy. For example, Woodcrest Cushiontone Tile is perfect for kitchens. It has a plastic finish so you can easily clean off even greasy cooking film. Cost for the kitchen shown: about $50.

If you have an unfinished attic or basement ceiling, consider an Armstrong *suspended* acoustical ceiling. A suspended ceiling is easy to install. It hangs in a metal framework from your old ceiling. If you ever have to fix pipes or electrical circuits, you just lift out the panels. The suspended ceiling in the basement den is Textured Fashiontone®. Cost: about $75.

If you'd like a little peace and quiet in your house, see a lumber dealer who sells Armstrong Ceilings. He carries the widest line around—so you can make a good, sound choice.

Free! Color photos of the complete line of Armstrong Ceilings and a helpful do-it-yourself installation booklet. Write to Armstrong, 6709 Rand Rd., Lancaster, Pa. 17604.

Armstrong

Throw away your pencil

...and get the best secretarial job in town!

Why be an ordinary stenographer when you can be a high-salaried Stenotype specialist working in top-level places where the important things go on? Stenotype is the amazing machine shorthand that frees you from the drudgery of written note-taking, yet enables you to take dictation at a speed faster *than the speed of speech!*

The modern secretary uses the modern machine shorthand

STENOTYPE

EASY TO LEARN
EASY TO "TAKE"
EASY TO READ
Makes ordinary shorthand out of date

WORLD'S FASTEST SHORTHAND

Learn it at home in your spare time — even if you've never taken a shorthand note before!

- Stenotype is a *machine* shorthand that uses only 22 symbols. It is not a pen-and-pencil system that forces you to memorize thousands of hooks, circles and special signs.
- Stenotype *types* an entire word at *one stroke*. Ordinary hand-written systems may require many strokes for a single word.
- Stenotype "takes" in plain English. This provides employers with a permanent, easily-transcribable record that is simple for any Stenotypist to refer to at any time in the future.
- Stenotype has no speed limit but the experience of its operator. Trained Stenotypists attain speeds of more than 200 words per minute. Complicated push-pencil systems can't compete.
- Stenotype is a small, compact, portable machine that is easy to take to courtrooms, conventions, or outside conferences at offices other than your own. This use of Stenotype — in a variety of unusual situations — is just another advantage the skilled Stenotypist has over ordinary shorthand secretaries.

TODAY in thousands of executive offices, courtrooms, and convention halls, Stenotype is the synonym for highest speed and accuracy in the taking of notes, letters, speeches, testimony, interviews and debates.

With Stenotype, the modern machine shorthand, you can step up from routine office work into an exciting career where the pay is far above the average. You can qualify as executive secretary, legal stenographer, conference secretary, or one of many other high-level secretarial positions.

Stenotype machine notes are easier to take—easier to read — easier to transcribe than written notes. You never have "cold" notes, for you "take" in plain English letters that you can readily read back. Even if you've had difficulty mastering ordinary shorthand, you can become proficient in Stenotype in a short time. Then you won't be doing ordinary work — your services will always be in demand where the unusual secretary is needed.

You can learn Stenotype at home, without interference with your present job. The Stenotype machine itself is included in your course.

SEND FOR FREE BOOKLET

If you are serious about advancing your career and earning more money — if you are willing to devote a few spare hours a week to low cost home study — then you should investigate the many splendid opportunities that await you as a Stenotype expert. Mail the coupon for free descriptive booklet. LaSalle, 417 South Dearborn, Chicago, Illinois 60605.

Free BOOKLET

425

LA SALLE EXTENSION UNIVERSITY
A Correspondence Institution
417 S. Dearborn, Dept. 69-054, Chicago, Illinois 60605

Please mail me, without obligation, your free booklet on Stenotype — the modern machine shorthand.

Name..... Age.....
Address.....
City & State.....
County..... Zip No.....
☐ If under 18, check here for special booklet.

Somebody had to break the rules.

No one knew what to think! Though dressed like a man, there was no mistaking that she was all female. That woman in the first pants suit broke the rules all right. And so did Dash—to create a breakthrough detergent for automatic washers.

A 'DASH 'N WEAR' FABRIC

To change things for the cleaner, Dash broke the rules:

1 Where conventional detergents recommend you start with 1¼ cups per washload, it's only ¾ of a cup with Dash. *Concentrated fury.*

2 Typical detergents whip up lots of suds. But excess suds can dull your wash. So Dash cut down on suds to give your clothes a clear, clean rinse.

3 Traditional detergents are for use in sinks, tubs, pails, and everywhere else under the sun. But Dash is only for automatics. After all, that's where you wash your clothes. And so that's where Dash concentrates its talents.

No wonder Dash cleans better than any powder made for *all automatics.*

FOR ACTIVE YOUNG HOMEMAKERS

SEPTEMBER 1967 VOL. LXX. NO. 7

american home

HUBBARD H. COBB, EDITOR

HELEN DE MOTTE Managing Editor
JEAN LA MUNIERE Art Director
LESLIE R. FORESTER Copy Director

ALAN C. BORG
Building

VIRGINIA T. HABEEB
Food and Home Equipment

VERA D. HAHN
Decorating

EVANTHIA KONDONELLIS
Garden

DOROTHY L. BRIGHTBILL
Home Projects

ANN MC LAUGHLIN
Market Place

JOSEPH TAVERONI
Art Editor

NANCY CARPENTER GRAY
Pacific Coast

FERDINAND D'ESPOSITO
Production Coordinator

HELEN W. CANHAM
Assistant to the Managing Editor

ASSOCIATES
Helene Brown/Decorating
Frances M. Crawford/Food
Linda Hinrichs/Art
Dorothy B. Humanitzki/Editorial
Jacques Jaffry/Chef
Barbara Behen Karr/Equipment
Arthur J. Maher/Building

ASSISTANTS
Lietta Dwork
Nancy Anne Hecht
Arlene Petrolf
Marcia Spires
Alexandra Walker

COVER: The mood of September . . . back home, back to school we go.
Photographer: Ira Mazer

JOHN L. COLLINS Publisher

THE CURTIS PUBLISHING COMPANY

J. M. CLIFFORD President

© 1967 The Curtis Publishing Company, Philadelphia, Pa. 19105. All rights reserved. Title reg. U.S. Patent Office. Published monthly except Summer (July-August) and Winter (January-February) issues; ten issues per year. Second-class postage paid at Philadelphia, Pa., and at additional mailing offices. Authorized as second-class mail by the Post Office Department, Ottawa, Canada, and for payment of postage in cash. All mail concerning subscriptions should be addressed to **American Home,** Subscription Service, Phila., Pa. 19105. **SUBSCRIPTION PRICES:** U. S. and Possessions and Canada: One year $3.00. Pan-American countries: One year $4.00. All other countries: One year $4.50. **UNCONDITIONAL GUARANTY:** We agree upon request direct from subscribers to **American Home,** Independence Square, Phila., Pa. 19105, to refund the full amount paid for any copies not previously mailed. **THE CURTIS PUBLISHING COMPANY,** J. M. Clifford, President; Cary W. Bok, Sr. Vice Pres.; G. B. McCombs, Sr. Vice Pres.; Maurice W. Poppei, Sr. Vice Pres.; Gloria L. Swett, Vice Pres., Secretary; Kenneth B. Artz, Treasurer; John L. Collins, Vice Pres. and Publisher of **American Home.** The Company also publishes The Saturday Evening Post, Ladies' Home Journal, Holiday, and Jack and Jill. Executive offices, **American Home,** Independence Square, Philadelphia, Pennsylvania 19105. Editorial and advertising offices, **American Home,** 641 Lexington Avenue, New York, New York 10022.

CHANGE OF ADDRESS: If you plan to move, please notify our subscription department. **American Home,** Subscription Service, Phila., Pa. 19105, at least eight weeks in advance of your move. Send new and old address and, if possible, label from a recent copy.

HOMES AND MAINTENANCE
36 Mainly for Men: New Products
62 The Magic of Levels
66 The Joy of Interesting Spaces
82 New Calks Seal Your House Permanently
110 Fact Sheet: A Short Course in Skylights

DECORATING
18 Decorating Clinic
46 How to Buy Drapery Hardware
48 Decorating Newsletter
54 New Slant on Space
58 The Significance of Scale
60 The Art of Fooling the Eye
76 Bright Ideas to Stretch Space

FOODS, KITCHENS, AND EQUIPMENT
73 Organization in the Kitchen
74 So You're Learning to Cook
85 How to Care for Wood Floors
86 American Home Buyer's Guide: What to Look for in a Range
91 Lesson No. 2: Classic Fish Cookery
93 Fish at its Elegant Best
94 Please Handle With Care
96 Sweets From the Pastry Cart
106 Company's Coming to Dinner
108 Easy-to-Prepare Rice Dinner
114 News and Notes

GARDENING
64 Mini-Garden Acts Big

HOME PROJECTS
8 Romantic Place Mats to Embroider
22 GRR! Make Our Jungle Bunk Beds

GENERAL FEATURES
5 Dear Reader
6 Behind the Scenes
11 Books and Booklets
12 Toward a Better Community: Space in the City
16 Space and Gadgets
20 Money Management: How to Stretch Your Clothing Dollar
25 Among My Un-Souvenirs
26 Beauty at Home: Beauty When Nobody's Looking
31 The Most From Your Automobile: Is Your Night Driving in Focus?
34 Health in the Home: First Aid for Common Home Accidents
38 The Family Pet: Pets in the Pantry
44 Does it Pay for a Wife to Work?
51 The Subject Is Space
52 Why Settle for Less?
112 Shopping Information

SHOP BY MAIL
116 Market Place

Betcha 25¢ you never tasted a juicier apple pie.

Take us up? Then pick up a can of Comstock Apple Pie-Filling. Peel off the label and put it aside. Open the can. See those fat slices? Whiff the bouquet of cinnamon and spices? Pour into your favorite pie shell. And homebake the juiciest apple pie you ever sank a tooth into. Now, as to that label. Mail it to us, with one more from any other Comstock Pie-Filling. And we'll mail you 25¢. Whether you agree or not.

COMSTOCK FOODS
DIVISION OF THE BORDEN CO.

To: Comstock Foods
Box 150
Newark, New York 14513
©T. B. C.

I agree. Comstock Apple Pie-Filling makes a juicy apple pie. But you said you'd pay me 25¢ one way or the other. So here's the Apple Pie-Filling label and 1 other of my Comstock favorites. Please send money to

Name_____
Street_____
City_____
State_____ Zip Code_____

Offer expires March 31, 1968.
Limit one refund per family. AH 97

Printed in U.S.A.

Has your child got what it takes?
Find out. Rent a new Baldwin for only $3 a week.

Time was, when you wanted to find out how your child would take to a piano you had to buy one. And hope.

Now you don't.

Now, if you act before September 30, you can rent a new Baldwin for just $3 a week at participating Baldwin dealers. If you decide to buy, your rental fee will be applied to the price of the piano.

And if your child doesn't take to it, we'll take it back. No questions. No frowns. No extra charges.

A Baldwin's the finest piano to learn on, too.

It has a resilient touch that makes playing easier.

And a rich, clear tone that makes practicing more enjoyable.

Most important, though, when you learn on a Baldwin, that's it. You'll never need to trade up to something better.

There just isn't such a thing.

So call your Baldwin dealer or write Baldwin Piano & Organ Company, Dept. A 103, Cincinnati, Ohio 45202. And give your child the surprise of a lifetime.

Baldwin—official piano and organ, 1967 Universal and International Exhibition, Montreal, Canada

DEAR READER

It isn't easy to get all worked up over the shortage of living space if you happen to be in northern Maine which is exactly where we are on this late summer weekend. Sitting on the deck in front of our host's vacation house we can look over a lake some five miles long, where, if you see more than two boats at the same time, it's a big event. There are other vacation cottages settled around the shoreline of this lake but you need the eyes of a hawk to spot them. There is really nothing here but space, miles upon miles of beautiful empty space and it's wonderful.

There is still a lot of empty space to be found in this country but unfortunately it isn't doing most of us very much good except for vacations and an occasional weekend. For the rest of the time it just sits there empty while we crowd in increasing numbers into the compact urban areas—the megalopolis. But these are the areas where the jobs are to be found, where the action is, where so many of us find the challenge. Here where we live and work the expression "population explosion" is terribly real. It is something we live with twenty-four hours each day. In these areas uncommitted space is nonexistent.

Architects and designers can show us ways to best utilize the limited space in these areas that we can call our own. They can design houses to give us the most space on the least amount of land, they can show us ways to arrange the living space to give a feeling that there is more than there really is, they can help us achieve privacy within our houses and between our house and the houses of our neighbors. They can, in short, do all that the genius of man can do toward making the most out of the least. But they can do just so much—the rest is up to us.

Living in a crowded complex community is far different from living in a wilderness. It takes both self-discipline and a true concern for others whether they are the members of the family or the neighbors. The individual living alone in a wilderness can be as selfish and self-centered as he wishes but these traits, if unchecked in a crowded community or household, can really mess things up. But we must also realize that few of us are saints and we can apply just so much self-discipline and then we've had it. And when we have reached the limits of our endurance, then is the time to think about ourselves—to get away and be alone if only in a room with the door closed or to take a walk among strangers where at least we can be alone with our own thoughts.

HUBBARD COBB
EDITOR

New Dishwasher all with built-in spot removers

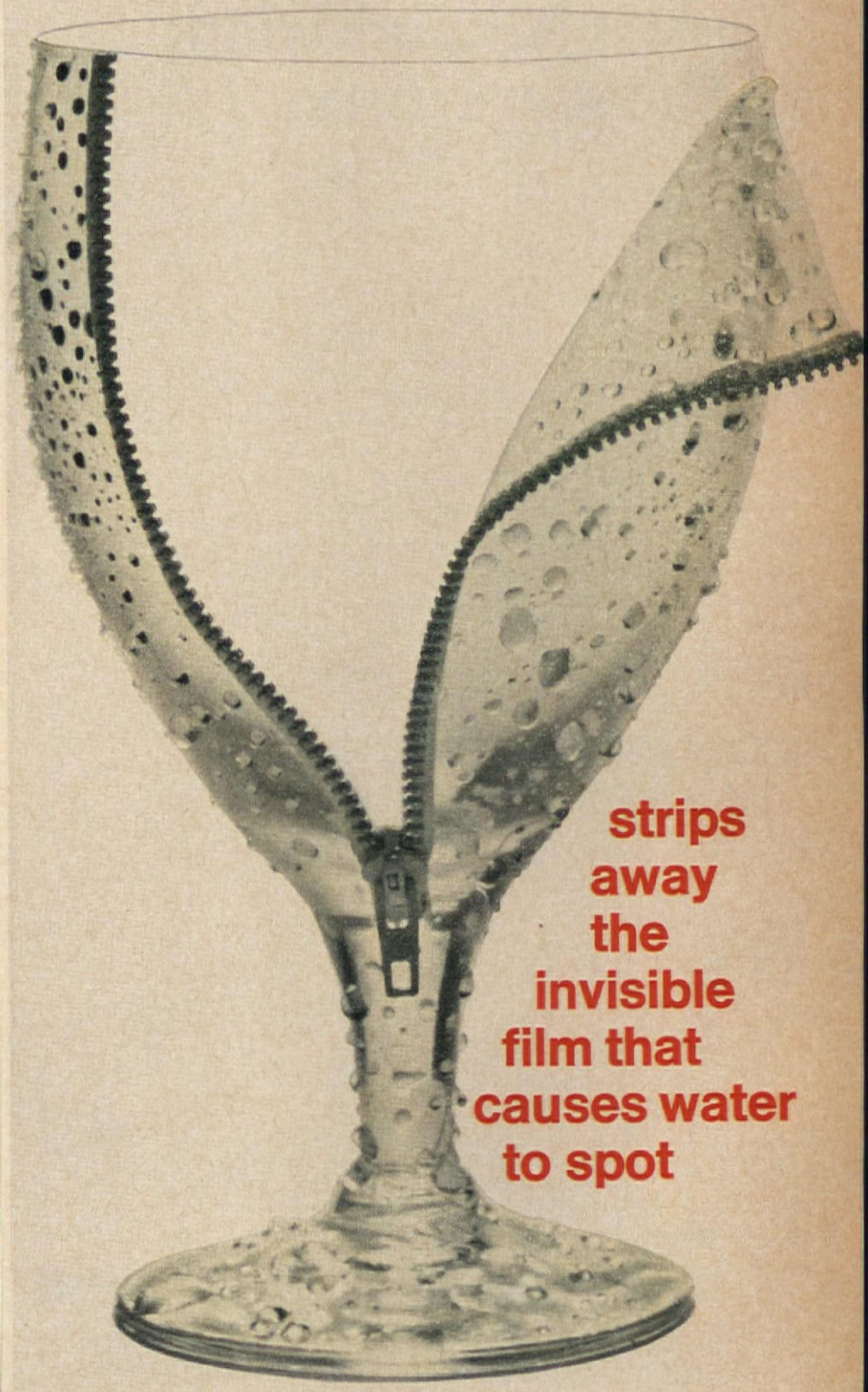

strips away the invisible film that causes water to spot

What causes water spots? An invisible film. It clings to glasses, silver, dishes. Water drops stick to it and dry into spots. Now Dishwasher ***all*** with its built-in spot removers penetrates this invisible film, strips it away. Everything in your dishwasher comes out sparkling clean.

Built-in spot removers tell you it's *new* ***all***!

The "His and Hers" toaster.

Makes light and dark at the same time.

Toastmaster's 4-slice toaster has separate controls for each pair of slots, so you can toast 2 slices light and 2 slices dark. Pops up a family-size order of toast just the way each of you like it. Toastmaster's compact cabinet takes up less space, stores easily.

And your Toastmaster toaster is sure to work right when you get it because every one is tested with toast before it leaves the factory (you may even find a crumb inside to prove it).

For a gift or for yourself, see the Toastmaster model D111 at your favorite store soon.

TOASTMASTER®

Toastmaster Division
McGraw-Edison Company
Elgin, Illinois



BEHIND THE SCENES

Two of our contributors this month are very much involved with the subject of space, the other is an expert on money management.

Paul J. Mitarachi, A.I.A., has his own architectural firm in New Haven, Connecticut, and has been associated with the Yale School of Architecture. In addition to residential designing he has been involved with churches, hospitals, and city planning. He is shown here with his wife Sylvia and son Paul. Their home which he designed is on page 54.

George Nelson is a noted architectural and industrial designer. The head of his own firm, he has been involved in the design of mobile homes, products, interiors and exteriors, exhibitions, and graphics. He has done three exhibits in Russia for the United States government and is currently planning a vacation resort in Portugal. His article "Space and Gadgets" appears on page 16.

After having covered both financial and business news for the "New York Journal of Commerce," Faye Henle became convinced this information should be translated for consumers. This led to her newspaper column "Your Pocketbook" and her own radio program. Miss Henle is the wife of Ray Vogeland, the mother of two children. See "Does it Pay for a Wife to Work?" on page 44.

SUBSCRIPTION CORRESPONDENCE

ALL CORRESPONDENCE RELATING TO YOUR SUBSCRIPTION should be accompanied by your address label. If you are receiving duplicate copies, please send both labels. We are able to answer inquiries by telephone in many areas. Please note your number at right:

ADDRESS ALL INQUIRIES TO: Subscription Service, The Curtis Publishing Company, Independence Square, Philadelphia, Pennsylvania 19105.

SUBSCRIPTION PRICES: U.S. and Possessions and Canada: One year $3.00. Pan American countries: One year $4.00. All other countries: One year $4.50.

AREA CODE: _____

PHONE: _____

TO CHANGE OR CORRECT YOUR ADDRESS— Attach label from your latest copy here and show new address below—include zip code. When changing address please give six weeks notice.

Miss
Mrs.
Mr. _____
name (please print)

_____
address

_____
city state zip code

Postmaster: Send form 3579 to Curtis Subscription Service, Philadelphia, Pa. 19105.

Give your rug the red carpet treatment



Clean your rug showroom fresh... for pennies per foot with the Bissell Triple Action Rug Shampoo Master

The Triple Action Rug Shampoo Master's exclusive foam generator turns the shampoo into rich fast-acting foam before it touches the carpet to avoid soaking. Special rollers and brushes apply and massage the foam deep into the rug fibers to clean thoroughly, gently and safely. A wrap-around bumper protects your furniture. The cord never tangles because there isn't any. And the tank is removable for easy filling.

To clean your rug showroom fresh, all you need besides the economical Bissell Triple Action Rug Shampoo Master is Bissell Rug Shampoo. And that's included . . . free!

Bissell introduces new Fine 'n Fancy Fabric Shampoo in special offer

Buy the ½-gallon Bissell Rug Shampoo . . . the powerful deep-cleaner for all rugs and carpets . . . and get new regular-size Fine 'n Fancy Fabric Shampoo for apparel free! It washes and softens any fabric listed as washable by garment manufacturer . . . even cashmere and wool. Effective in hard or soft, cold or warm water . . . and it's so mild.

New, easy way to clean the bathroom . . . Bissell's Tub and Tile Cleaner

New active, aerosol foam removes most rings, stains, soap film, water spots. It gets mirrors, chromed fixtures, all plastic and porcelain surfaces gleaming and hygienic. So easy to use . . . spray it on . . . let stand just seconds and wipe off. Tub and Tile Cleaner disinfects, deodorizes and sanitizes as it cleans.

BISSELL

BISSELL INC., GRAND RAPIDS, MICHIGAN 49501 ®

Photographer: William Maris Shopping Information, Page 112

ROMANTIC PLACE MATS TO EMBROIDER

By Dorothy Lambert Brightbill

Romance and flowers are naturals together. Take this set of two place mats and napkins, for example. A graceful companion to the candlelit supper or festive morning brunch, it's also in perfect harmony with many tableware patterns. What's more, the set is easy to whip up, and the kit has everything you need—including full instructions. The place mats have different but harmonizing motifs and the napkins are patterned after the mats. Stamped on 100 percent creamy linen, the designs are easy to embroider. Floss comes only in colors shown. Each set of two place mats and napkins is $2—an unbeatable value.

Fill out coupon and enclose check or money order. New York State residents please add sales tax. Allow 3 to 4 weeks for handling and mailing. (Sorry we are unable to handle Canadian, foreign or C.O.D. orders.) Please indicate your zip code.

AMERICAN HOME MAGAZINE, Dept. PMS;
P.O. Box 76, New York, N.Y. 10046

I enclose $_____ for item(s) checked below. (Kits include embroidery floss, color chart, instructions.)

_____Place Mat Kit PMS-169 (set of 2 mats and 2 napkins).....$2.00
_____Color catalog of available kits..... .25

PLEASE PRINT NAME

ADDRESS

CITY STATE ZIP CODE

When she's too old for bedtime stories this floor will still be beautiful. Why? Built-in cushioning... Congoleum-Nairn's revolutionary new invention*

*The only cushioned vinyl floor backed by five years of proven experience... insist on it.

It's the new vinyl miracle invented by Congoleum-Nairn. The beautiful floor that takes wear and traffic—then bounces back to its original beauty. Its unique "cushion sandwich" absorbs the punishment. Makes it scuff, scratch and slip resistant. Easier to care for, too. Warmer, quieter, and more comfortable underfoot. Choose from over 100 beautiful color-pattern combinations in 5 price ranges...the widest selection and finest quality in cushioned vinyl floors. Insist on Congoleum-Nairn...the world's most experienced manufacturer of fine floors. Shown, the beautiful Cushionflor® pattern #8049. For free sample and decorating booklet, write Congoleum-Nairn, Box 227, Kearny, N.J. See the yellow pages for dealer nearest you.



Incredible cushioned floor takes daily punishment—then bounces back to beauty.

Incredible new cushioned floors by Congoleum-Nairn

If you worry about siding that loses beauty, windows that stick, downspouts that leak

cut it out.

We wouldn't say work for the homeowner will ever be ended completely. But there are many ways new and old homes use building products made from Geon vinyl to cut out many of the chores long associated with home ownership.

Vinyl siding, gutters and downspouts eliminate hours of maintenance labor; they're easy to clean, don't need paint, will not dent, and are the same color all the way through. (If you want to change color, they're easily painted.) Made of Geon vinyl, they will not conduct electricity or transmit lightning. Drain, waste and vent piping made of Geon vinyl will not corrode, will not rust out, has smooth interior surfaces that reduce clogging. Vinyl in window components prevents sticking because parts that touch glide easily up and down. Vinyl is a natural insulator also.

If you want to cut out unnecessary maintenance, cut out the coupon and send it to us.

B.F.Goodrich Chemical Company
a division of The B.F.Goodrich Company

B.F.Goodrich



B.F.Goodrich Chemical Company
3135 Euclid Avenue, Dept. AH-4
Cleveland, Ohio 44115

I know B.F.Goodrich Chemical makes vinyl raw materials, only, but have your customers send literature on finished products as follows:

Geon VINYLS

Vinyl siding. ☐
Drain, waste, vent systems. ☐
Vinyl gutters and downspouts. ☐
Vinyl clad windows. ☐ Windows, part vinyl. ☐

NAME_____
ADDRESS_____
CITY_____
STATE_____ ZIP_____

BOOKS AND BOOKLETS

BOOKS OF HOME INTEREST

The Swiss Cookbook. In her second chapter, noted cookbook author, Nika Standen Hazelton states, "There is more to Swiss meals than good food—you have the feeling of taking part in a pleasant occasion." We hasten to mention that this is also true of Mrs. Hazelton's book. Yes, it does have 250 mouth-watering recipes, gathered over many years. But the book also provides a personal "cook's tour" of Switzerland—from its lakes and mountains to its markets and festivals. There's a visit to a chocolate factory too. $5.95. (Atheneum)

Inter-Continental Gourmet Cookbook. Whether you're a globe-trotter or a stay-at-home, we think you'll enjoy this entertaining, useful book. Written by travel and culinary authority, Myra Waldo, it offers recipes from a chain of distinguished hostelries located in 26 countries. The recipes have been carefully tested and all ingredients are readily available. The book offers comments, too, on regional gustatory customs. $6.95. (Macmillan)

Wild Flowers of the United States (Volume 1, The Northeastern States). Here's a book that any wild-flower enthusiast will want. It's a two-part volume (the first of a five-volume set) that includes twice as many flowers as any other popular book on the Northeastern states. While it is expensive ($39.50), it's well worth saving for. The 559-page text is simply written, and there are hundreds of illustrations that provide a superb aid to identification. By Harold W. Rickett. Volume 2, *Wild Flowers of the Southeastern States*, will be published this month. (McGraw-Hill)

Sailing for Beginners. If you're a sailing enthusiast who wants to be more than just a spectator, you should consider this book. It tells you everything you need to know to sail a small boat safely under all conditions. The text is clear and there are over 200 illustrations. Chances are you won't be ready for the America's Cup Race this month, but author Moulton H. Farnham (an experienced ocean racer) can help you be a better sailor. $8.95. (Macmillan)

These books may be ordered through your local bookstore.

BOOKLETS YOU CAN SEND FOR

Tips for Teens From Carnation. Advice is one thing teen-agers receive plenty of. But here's a 72-page booklet that makes it tempting. In addition to lighthearted tips on manners, allowances, baby sitting, and sewing, there are pages of easy recipes for all kinds of teen get-togethers. Handsomely illustrated. Send 50c to Tips for Teens, Dept. AH, Box 700, Pico Rivera, Calif. 90660.

Twenty Questions: With all the right answers for mattress shoppers. This down-to-earth guide to mattress buying includes explanations of mattress construction usually kept undercover. Free from Bemco Assoc., Dept. AH, 2 Penn Center Plaza, Philadelphia, Pa. 19102

Kitchen/Laundry Planning Guide and Idea Book has pointers on storage, appliance locations, eating areas. There are design ideas for all kinds of kitchens and scale drawings to help you develop plans for your own "dream" kitchen or laundry. Send 35c to Kitchen Laundry Guide Offer, Dept. AH, Box 8369, Chicago, Ill. 60607.

Homeowners' Remodeling Information Kit. Want to enclose a porch, create a study room in the attic, finish the basement, add a room? This portfolio of booklets includes ideas for these, a folder on home-improvement financing, and a 24-page booklet on how to use hardboard. Send 10c to Sumner Rider & Assoc., Inc., Dept AH, Box 3498, Grand Central Station, New York, N.Y.10017.

Color it Green With Trees is a calendar of activities for home arborists. It offers tips on selecting, planting, and caring for your trees. Send 20c to Supt. of Documents, U.S. Government Printing Office, Washington, D.C. 20402.

If you can tie a knot you can make these luxurious deep-pile rugs

It's so easy the wonderful Shillcraft way.
Send for 32-page full-color catalog
of 54 exclusive designs
and complete information.

(no. 246)
CHRISTMAS ROSES

No Yarn Cutting
No Frames • No Winding
No Experience Needed

Making one of these beautiful rugs is not only easy—it's fun, too—the wonderful Shillcraft way. The richness of your very first rug will amaze you and your friends.

Choose from 54 exclusive Shillcraft designs, including modern . . . **4 shapes:** oval, rectangular, circular, semi-circular . . . **173 selections in all . . . 52 colors** (if you prefer, choose your own color combinations).

Create a perfect heirloom-quality rug your first try . . . a showpiece for your home, ideal for an important gift. And gain *worthwhile savings* as another reward of making it yourself!

Get everything you need by mail at direct-from-importer savings

Readicut Moth-proofed 100%-wool 6-ply Rug Yarn, imported from England. No cutting or winding . . . comes *cut-to-size*. Guarantees *even*, extra *deep* pile.

The pattern is stencilled in color on sturdy English Canvas. Just match yarn to colors on canvas: you can't make errors. Work on an ordinary table or even on your lap. No bulky frames needed.

Shillcraft Latchet Hook. Ties wool to canvas easily, quickly, tightly. Vacuum or clean with safety . . . *wool cannot pull out*

Enjoy a relaxing, valuable spare-time hobby. So easy, you can do it watching TV. Two can enjoy it at the same time . . . so simple even young children can help.

Get started for only $5 under convenient Monthly Payment Plan. Make a complete rug for as little as $13.50.

Satisfaction Guaranteed—or your money back—on all Shillcraft Rug Kits. For your catalog and complete information, use the handy coupon provided.

NOT SOLD IN STORES! AVAILABLE ONLY DIRECT FROM SHILLCRAFT, 106 Hopkins Place, Baltimore, Md., 21201

CHINTZ (no. 929)

EAGLE (no. 433)

SUN (no. 438)

MAIL COUPON TODAY

for new 32-page full-color BOOK OF RUGS plus actual 100%-wool samples in every color.

SHILLCRAFT, Dept. D-27
106 Hopkins Place, Baltimore, Md. 21201

Please send me your new Shillcraft Rug Book and complete information—plus 100%-wool samples in 52 colors. I enclose 25¢ in coin to cover handling, but otherwise there is no obligation.

PRINT:

Name_____

Address_____

City_____

State & Zip_____

ATTENTION CANADIANS: Send 25¢ to above address for your catalog. Orders will be shipped direct from our Canadian office in Quebec Province for your convenience.

By WOLF VON ECKARDT

TOWARD A BETTER COMMUNITY

SPACE IN THE CITY

The author of The Challenge of Megalopolis, *Mr. Von Eckardt is the "Cityscape" columnist and architectural critic for the Washington Post. When not writing about cities and their structures, he says he simply enjoys their diversities.*

Conventional wisdom has it that our big cities are sick because of overcrowding. That, I believe, is a false diagnosis. As we all know, cities suffer many ailments, but what the city planners call "high density" is not one of them. Statistically, in fact, they have lost an average of ten percent of their population in recent years. Statistically, their density has thus been reduced. But so has their viability.

Nor do our cities suffer from lack of space. There is, to begin with, a great, wonderful, untapped potential for living and breathing space on landfills and artificial islands beyond the messy downtown waterfronts. There are freeways and railroad tracks to be bridged and built upon. But I am not thinking of such big, bold projects that planners always talk about and politicians never find the money for. I am thinking small.

I would like to call your attention to the many small, unused or misused spaces in the existing city, right where people now live. You'll find them everywhere, even in the teeming districts of the poor. And if only we would put them to creative use, we could go far to restore our cities to health and livability.

What is, to be sure, often woefully overcrowded are not the cities but their ancient tenements of which New York alone still has some 43,000 built before 1901, and far too many decrepit old houses and apartments, designed for one family, now occupied by three or four. But even in the slums, the evil is not the density as such, as so many people insist when they cite the much overcited rat experiments. Rats, the scientists say, are apt to become despondent and positively vicious when you force too many of them into the same cage. But as the high-rise apartment buildings of the well-to-do prove, modern architecture is quite capable of housing a great many people on the same piece of land without making anyone ratty. In fact, cliff hangers enjoy living smack in the stimulating bustle of great cities which is, after all, the result of "crowding." And if more of their cliffs were designed like Moshe Safdie's Habitat 67 at the Montreal exposition, they would, in addition, enjoy the advantages of a real house and private patio gardens up there.

My point is that if the urban prophets stopped their preoccupation with rats and started to study people, they would soon find that since the invention of dividing walls and elevators, the amount of ground space per person is no longer important. What is important is the organization and quality of that space. Whatever rats may need, it is clear that people need a judicious balance of privacy and community. They need both space to be alone in and space to be social in. And, in common with all creatures, they desperately need rest and recreation, fresh air and sunshine.

The tragedy of the modern city, which arose in the smoke-blackened dawn of the iron and coal age, is that this balance is way out of kilter because its spaces are very badly organized. The modern city was built in a hurry to accommodate the sudden influx of industrial workers, clerks, and their bosses. And it was built, as Lewis Mumford has pointed out, mainly for profit. It seemed most profitable, alas, to develop it along a stubborn gridiron pattern without regard for the natural terrain and the privacy-community balance. And that proved spectacularly inefficient and wasteful. The gridiron, to begin with, lengthened utility lines and mains at the expense of public funds that could have been better spent on community parks and play areas. What is more, the community interest usually asserted itself too late. By the time the need for parks was felt, suitable, nearby sites were, more often than not, in private hands and either already built upon or priced way out of reach. This was particularly true in the working-class districts.

The poor—as city planners and poverty warriors still tend to forget—are in particular need of community space to compensate them for the lack of privacy at home. But they rarely dared to speak up and their fears still persist. Mrs. Lyndon B. Johnson's beautification committee has more than once found people in the ghetto reluctant to accept little parks and playgrounds in their neighborhoods. They were afraid, it turned out, that these amenities would mean higher rent.

The worst shortcoming of the gridiron plan, however, is that it confuses roads and streets. A road, as architecture historian James Marston Fitch has written, "is for moving people and goods from where they are to where they want to get to, while a street is for people who are already where they want to be." The street is essentially a social space where neighbors sit on the stoops to gossip, where people stroll to see and be seen, where children can play under the casual surveillance of shopkeepers, and where, in Europe at any rate, cafe and restaurant owners bring out tables and chairs for their customers when the weather permits. The gridiron city has all but totally destroyed this function. Besides, its road-streets are usually too wide to be comfortable for people and too narrow for the vehicles that must crawl from stoplight to stoplight.

The new suburbs have avoided this mistake, but they made enough others with their conspicuous waste of space. What good, for instance, is that laboriously groomed no-man's-land required by the set-back regulations—the suburban front lawn? It is too public to be private and yet too private to benefit the public, except, perhaps, visually. That pleasure, however, is in the end, bought at the expense of community spaces which teen-agers, in particular, need more of.

Suburbia's small children and their parents have at least ample private green and open spaces to relax in, while their city cousins have virtually none. Instead, they live amid countless vacant lots, often covered with tons of garbage and trash. They live along dismal alleys and around inner courts that more often than not have been turned into junkyards full of dead automobiles whose rotting upholstery is the favorite breeding place of rats. They frequently live under roofs that are flat and protected by parapets but which they are not allowed to use. And then, of course, there are those gridiron streets, often their only social space.

Many of these streets could be closed to all but delivery and emergency vehicles, and returned to people. This could only help the flow of traffic on the major roads since they would not be crossed so often. But if the City Highway Department hollers (continued on page 112)

STRANGE as it seems

ELSIE HIX

THE ORIGIN OF THE MODERN DAY UMBRELLA WAS A SUNSHADE, USED BY NOBILITY IN ANCIENT EGYPT

COLOR TELEVISION, IN A CRUDE STATE, WAS DEMONSTRATED AS EARLY AS **1928** ...NEARLY EIGHT YEARS BEFORE TELEVISION BROADCASTING BEGAN

IF ALL THE TEXT PAPER USED IN PRINTING THE CURRENT EDITION OF ENCYCLOPAEDIA BRITANNICA WERE PULLED FROM ONE HUGE ROLL IT WOULD CIRCLE THE EARTH **20** TIMES AT THE EQUATOR





New edition

ENCYCLOPAEDIA BRITANNICA

available direct from the publisher on

Book a Month Payment Plan

you get all 24 volumes now...pay later!

The latest edition of Britannica—the greatest treasury of knowledge ever published—is the greatest in our almost 200-year publishing history. An *enormous printing* materially reduces our costs and under a remarkable direct-from-the-publisher plan, we pass these benefits on to you. All 24 handsome volumes of this world-renowned reference library will be delivered to your home NOW *direct from the publisher*. You pay later at a cost so low it is as easy as buying a book a month!

Equivalent to a library of 1,000 books

Encyclopaedia Britannica is the most valuable gift you can give yourself and your family—the priceless gift of knowledge. Information on every subject significant to mankind is contained in its new edition. It is equivalent to a library of 1,000 books, bringing you the knowledge and authority of world-recognized leaders in every field.

Just think of a subject—and you'll find it in Encyclopaedia Britannica—whether it is information on the rules of a sport, the background of a religion, how to build a brick arch in a fireplace, or the science of launching a guided missile.

The new Britannica almost "televises" information to you, with over 22,000 magnificent photographs, maps and drawings. In every respect, Britannica is the largest and most complete reference set published in America, containing more than 28,000 pages and over 36,000,000 words.

Symbol of a good home

Encyclopaedia Britannica cannot help but have a lasting effect on you as well as on the growth and development of your children in school and in later life. Benjamin Franklin said, "An investment in knowledge pays the best interest," and Britannica gives you the accumulated knowledge of the world in clear, easy-to-read language and superb illustrations. It is essential in every home where education is valued and respected.

Preview Booklet Offered FREE

Simply fill in and mail the attached card today, and we will send you . . . without cost or obligation . . . a copy of our beautiful new booklet which contains an exciting preview of the latest edition of Encyclopaedia Britannica. Mail no money. It's yours, absolutely free! However, to avoid disappointment, please mail the attached card today before it slips your mind.

Mail the attached card now for FREE BOOKLET

Just tear out attached card, fill in and mail for your free Preview Booklet of the new edition of Encyclopaedia Britannica. Or write to Encyclopaedia Britannica, Dept. 602-V, 425 North Michigan Ave., Chicago, Illinois 60611.

By GEORGE NELSON

SPACE AND GADGETS

All houses, like Caesar's Gaul, can be divided into three parts. There is the structure, usually determined pretty much by building codes and the contents of lumberyards, there is the space generated by the enclosure, and there is the equipment, which can cost these days almost as much as the structure. Equipment may look to you or me like a matter of choice—unlike the construction itself—but in reality there isn't much, outside of choosing this brand or that.

Every family, at a given moment in a particular social milieu, knows exactly what equipment is necessary and therefore must be bought. Automatic heat, a refrigerator-freezer, TV, and a long list of small appliances are, in most places around the country, necessities. In some neighborhoods, central air conditioning and dishwashers are "musts." Genuine high-fidelity installations, radio-controlled garage doors, lighting dimmers, and self-cleaning ovens are still options.

If one looks for what we call "progress" in house design, relatively little has happened to the structure (we are still a country of wood-frame dwellings), a tremendous amount has been done with equipment, and virtually nothing has been done to improve the quality of space. The creation of beautiful, exciting spaces for living has become the preoccupation of a tiny minority. The average house (there are about 1 million new ones every year) is a box conspicuously lacking the pleasures a good use of space can provide. The combination of house and lot, as Wolf von Eckardt observes on page 12 in this issue, is just as bad as the house interior itself: The front and side yards seen in virtually all subdivisions are utterly useless, except, perhaps for the pleasure they may give to people with a passion for power mowers.

All this, when one stops to think about it, is about what one would expect to find in any advanced technological society where things—material values—tend to take precedence over all other values. The difference between space and gadgets is that all one needs for the latter is money. To achieve beautiful spaces, however, takes a highly developed sensibility, which is not so easily come by. This is why very beautiful spaces can be found in the dwellings of very poor people: we see them in Japanese villages, Finnish cabins, African compounds, Greek islands. Tourists pay money to look at them.

I do not suggest that one can have good living spaces without money or some labor equivalent, but rather that money can do no more than pay for the enclosure. One can spend $150,000 for a house and end up with a weather-tight shell and a series of thoroughly ugly interior spaces. This is not true of equipment, where a top price usually guarantees top performance.

To create an interesting space, one must first be acutely aware of the qualities of different kinds of spaces. The human organism is so designed that one reacts automatically to spatial experience, but the reaction may be at a high or low level. Awareness, or sensibility, is like a set of muscles: it needs to be used. Space is a three-dimensional experience: Put a six-foot man in a room with a six-foot ceiling and he will have a three-dimensional experience in a hurry. He won't like it much either. Most of us live in dwellings with eight-foot ceilings, not because this is an especially pleasant height, but because so many building materials come in four-by-eight sheets. As it happens, any house with a mix of seven- and nine-foot ceilings would be infinitely pleasanter to live in, but until people generally



show some sign that they are aware of their surroundings, the building industry is going to keep grinding out its eight-foot sheets.

The way we sense space is in relation to our bodies. There is no other yardstick. We say that the interior of a hangar is "high." It isn't at all, in relation to the planes it houses. But our senses do not care about planes; a space is high or low, long or short, broad or narrow, depending on how it feels to *us*. Hence the space experience is always an intensely personal thing. Hence a deliberate varying of ceiling heights gives pleasure, because the senses react to change. Boredom, even pain, can be produced by monotony. Contrasts, in other words, are essential for the enjoyment of space. Turning the corner in a low, narrow hall and suddenly coming upon a big, high room is exciting.

A less obvious fact is that we don't really like to share our spaces. A person alone on a beach revels in the vastness of his "private" space. It isn't really his, to be sure—millions may be gazing at the same ocean. The important thing is that his senses tell him that the view is private, whatever his mind may be saying. A great many people like the idea of a house so located that one can't see the neighbors. Here again, we have the desire for exclusivity, control of space, privacy. A backyard enclosed by a fence is a totally different thing from a yard open on all sides to neighboring yards. A picture window facing a street is a waste of good glass, but a glass wall on a private garden is an enduring delight. Space, to really count as "one's own" space, must be privately and exclusively enjoyed. In making such a statement one must, of course, define privacy and exclusivity, for it may include family, friends, and even neighbors (in the case of a large, common garden or play area). But there has to be some definite limit or "space" evaporates into a lot of air, which is not the same thing.

The space experience also varies tremendously with conditioning. A person born and brought up in congested city surroundings might get a mild case of agoraphobia if set down on a one-acre lot. I once worked for a rancher in Montana who was suffering severe pangs of frustration and claustrophobia because his original holdings of one million acres had been cut down to 350,000. But these are extreme examples.

Getting back to today's house, it really has only two things to offer its occupants: the convenience of equipment and assorted gadgetry, and the pleasures offered by sensitively designed spaces. That we fall down so consistently in dealing with the latter is an interesting commentary on our social values; but as this issue so clearly demonstrates, things don't have to be this way.

The best reason for indulging in the pursuit of beautiful living spaces, indoor and out, is that it is a learning process, and hence a thoroughly adult and mature activity. It is subtle, difficult, demanding, and rewarding. Not the least of the rewards is that space, unlike the dishwasher, never needs a repairman, never has to be paid for a second or third or fifteenth time. But the real payoff for the participant is a vastly improved sensory apparatus, with greatly increased pleasure in the acts of seeing and feeling. By contrast, the pursuit and acquisition of things, necessary as they may be for our daily existence, is in the end a mug's game. There is no involvement beyond writing a check or signing an installment contract.

We have to remember what so many powerful forces around us try daily to make us forget: "existence" simply is not the same thing as "living." Not at all the same thing. Existence is what the gadgets are for; space is for living.

Classic design sofa, $189.95*. *Signature* chairs, $99.95 * each. Special savings when purchased as a 3-piece *Lively Living Room* group. Tables also by Kroehler. Cocktail table, $39.95*.

Let a Kroehler dealer help you with your decorating problems

Decorating decisions can be a frustrating business on a do-it-yourself basis. It makes sense to sit down and talk things over with someone who can help you with color coordinating, mixing of styles, creating a mood, making best use of room space, accessorizing, and so on. The Kroehler dealer invites you to do just that, and we hope you'll accept his invitation.

KROEHLER

THE FURNITURE NAME
THAT GOES INTO MORE HOMES
THAN ANY OTHER IN THE WORLD.

*Prices may vary slightly with location and fabric.

Classic design sofa, $329.95*. Lounge chairs, $99.95* each. Special savings when purchased as a 3-piece *Lively Living Room* group. Tables also by Kroehler.

Via Grande dining room group, the ultimate in gracious *Mediterranean* design. Table, $210*. Hostess chairs, $80* each. Host chairs, $92* each.

Heirloom . . .
or reproduction?

Time was such Colonial Chairs could only be found in museums or antique shops, at a price. Now just ask for a Nichols & Stone! In popular finishes, at better furniture and department stores.

Nichols & Stone

The Home of Windsor Chairs

Since 1857

LOOK FOR THIS TAG WHEN YOU BUY

It's your guarantee of the authenticity of design, sturdiness of structure and fine finish that have made Nichols & Stone chairs famous for more than 100 years.

SEND FOR ILLUSTRATED BROCHURE

Nichols & Stone Co. • Box 39, Gardner, Mass.
Enclosed is 25¢ in coin for your 38-page booklet
"How to Choose The Right Colonial Chair"

Name_____

Street_____

City_____ Zone____ State_____

DECORATING CLINIC

We welcome your questions about decorating and will answer them in this feature as space permits.

Several Decorating Clinic readers have written to ask about kitchen and bathroom carpeting. We submitted the most often asked questions to Ruth Holman of the American Carpet Institute because the Institute has maintained carpeted kitchens at its New York headquarters for about six years. Mrs. Holman says that the kitchen is in daily use, exactly as the kitchen in your own home would be, and that the ACI staff is still very pleased with its appearance. Most important, the ACI cook claims that the carpeting is easy to stand on—easy to clean.

Question: *Is there a special carpeting for kitchen and bathroom?*

Answer: Not specifically; any number of carpets on the market can be used for kitchen or bath installations provided they have the following properties. Most carpets today have latex backing which does not allow water to seep through if properly installed. Man-made fibers are moisture resistant, can be spot cleaned, and are more easily maintained than wool. Tight-loop weaves are practical, so are tweedy mixtures. Extremely light or very dark colors show dirt more readily than medium shades.

Question: *What is the best type of installation for kitchen and bathroom carpeting?*

Answer: Wall-to-wall carpeting is preferable to area rugs in kitchens and bathrooms because it is easier to maintain. Cleaning of a floor plus a rug is more trouble than vacuuming a wall-to-wall carpet. Also, in such busy areas you would be more apt to trip or slip on an area rug.

Question: *Should kitchen and bathroom carpeting be permanently installed or can it be just cut to size and laid?*

Answer: This depends on the size of your floor area. If the room is large, install your carpeting permanently with a tackless strip to keep it from buckling and slipping. In a small room, say a galley-type kitchen, tape your carpet down securely with wide, double-face tape, especially light cotton carpets whose own weight is too light to make them lie flat.

Question: *I've heard that carpeting in a kitchen or bathroom can breed germs and bacteria. Is this true?*

Answer: Several medical journals have published results of tests that prove carpets hold no more germs than scrubbed floors, provided the carpet has been properly and thoroughly vacuumed.

Decorating Clinic has received many questions from its readers about sectional sofas.

The so-called "sectional" should be used with discrimination. It was very fashionable about four or five years ago but is no longer so today.

Sectionals, with or without a corner table, have their place and can look most attractive. It is the over-scaled sectional with the rounded corner we are opposed to. Usually this is a clumsy and uncomfortable piece of furniture that forces family and guests to line up along the long side of the L, making conversation difficult. Why not try a pair of sofas, a pair of love seats, a sofa plus love seat, or other combinations that promote conversation?

Question: *The entry of my new home needs a mirror, preferably one with a table underneath it. How much space should I leave between the tabletop and the lowest part of the mirror frame?*

Answer: Mirrors, like pictures, are almost always hung much too high. Look at yourself in your mirror and make sure that you see more of yourself below the chin and less of the ceiling and wall above your head. Don't hang your mirror too high because you want to place a lamp or pair of candlesticks in front of it. And don't worry about that piece of wall between the tabletop and the bottom of the mirror frame.

Question: *From a California reader—We have a large, two-story living room. We realize we must place some of our furniture in the middle of the room instead of only along its perimeter. But how do we light this area without cutting a hole in the carpet, creating a little tangle of cords from the wall outlets, and ruining our lovely old beams with those horrid little bullet lights?*

Answer: First of all, bullet lights are not for reading but for spot illumination. Many of the newer bullet lights are quite handsome and would not detract from your lovely beams. The bullet lights are used for lighting a picture or for washing walls with light. If you have a wood floor with rugs we would suggest a floor outlet located near your seating group. For general illumination install fluorescent tubes (warm white deluxe) behind a cornice above your draperies. Or if you have a breakfront or built-in shelves include lighting in it.

Another idea would be to place your sofa at a right angle to one of the walls. Place a side table with a lamp on it between the wall and the sofa. This does not put the lamp in the middle of the room but it will light the sofa area. You might also think about having hanging lamps installed for additional lighting.

It is not suggested you run a wire from the base outlet to the middle of the room under carpeting. This method is too hazardous.

Question: *Furniture arrangement in our living room is the problem. It is about 13 feet wide and 16 feet long. At one end is the front door and next to it the guest closet. The front door faces the stairs. Next to the stairs and opposite the closet door is another door leading to the kitchen. At the other end of the room we have windows in one corner and a fireplace in the other.*

Answer: From your description the staircase end of your living room is really a busy traffic area that you cannot use for seating. A good solution would be to divide your room clearly in half, leaving the staircase-front door end for traffic, the other (the fireplace, window end) for quiet conversation. You might use the wall space between your front door and the foot of your stairs for a small table with a mirror above it. Place a short, narrow bench against your staircase wall being sure not to obstruct the kitchen door. Place a room divider at right angles to the wall next to your closet door to separate your entry from the living area. Line it up exactly opposite the end of your kitchen door. For your corner window we suggest the simplest drapery treatment. To make your room look higher, hang pinch-pleat draperies from a ceiling track. For furniture placement balance your corner window with a pair of short sectional sofas and a corner table. You might back up the right-angle sofa with a bookcase.

Nancy Evans made a hit with the team... 'cause dirt can't hide from Intensified Tide!

One ball game followed another and although the team was winning, their uniforms weren't. Knees, seats and elbows were getting grubbier and grubbier. Then Nancy, dedicated fan (and mother of the short-stop) discovered New Intensified Tide's tremendous cleaning. The news spread like wildfire and soon the team looked as good as it played. Dressed in the sharpest, snappiest uniforms around, morale soared to an all-time high. Why those uniforms were so clean... even the umpire could see the difference. Like they say, "Dirt can't hide from Intensified Tide."

She wouldn't have gotten to first base if Tide hadn't come packed in her brand-new Speed Queen!

Sure! Speed Queen packs New Intensified Tide in every new "all fabric" washer.

Look for the SILVER LINING (Lifetime Stainless Steel)

The Speed Queen stainless steel tub is ideal for laundering all fabrics, especially "durable press."

- It's rust-proof, chip-proof and super smooth.
- Speed Queen washers also have a special "durable press" cycle and fully flexible controls to solve all your washday problems.

Tide has agreed with washer makers to supply Tide samples packed by them and to feature their washers in Tide advertising.

The makers of 25 leading washers pack Tide in every top-loading automatic.

The better homes in your neighborhood have wood panel doors.

Have you noticed?

Wood panel doors say "Welcome!" Tastefully. Beautifully. With personal warmth. For this is the nature of wood—only wood.

And solid wood panel doors do much more—inside your home. They can panel a living room . . . wainscot a dining room or den . . . conceal storage walls . . . divide rooms. Wood panel doors are made to go with your ideas to make your home more interesting.

Entrance doors. Sliding doors. Combination doors. Louver doors. Choose from the countless styles of standard Ponderosa Pine Wood Panel Doors to make your home one of the better homes in your neighborhood.

Send for our "Door Book"—16 pages filled with decorative and practical ideas. Send your name, address and 25¢ to:

PONDEROSA PINE WOODWORK
Dept. AH-97, 39 South La Salle Street
Chicago, Illinois 60603

One of a series presented by members of the Forest Products Promotion Council

MONEY MANAGEMENT
By MARY FEELEY

HOW TO STRETCH YOUR CLOTHING DOLLAR

How much did your family spend on clothing this past year? If you can actually answer that, you're a whiz. The woman who knows exactly what's spent on rent and food can rarely estimate with any accuracy what portion of the income goes for the family's clothing. The reason, of course, is that clothing purchases are usually geared to need, and the need is so often unpredictable in a growing family. The only certainty is it's never the same from one year to the next. So the clothing dollar must be considered the most flexible dollar in the budget.

However, that doesn't mean it's entirely out of control. A certain amount of sensible planning for clothing costs can be done on a long-range basis. And fall is the logical season to take a look at the family wardrobes since the year's major purchases—school outfits, winter coats, new shoes—will be coming up.

YARDSTICKS TO GO BY

It's easy to say that such-and-such a percentage of income should be allotted to clothing. An often quoted estimate is from eight to 15 percent of the take-home pay. However, simply settling for a percentage of income isn't much help—the really tough job is trying to determine which member of the family needs how much. Following are some realistic yardsticks to depend on in dividing the clothing dollar.

- Age and sex of individual family members, since these determine the individual clothing needs; the growth rate that requires the most frequent replacements; and the price range in which you'll do the shopping.
- Demands of the job. Certainly the chief breadwinner's needs should have priority. It's folly to ignore the fact that the look of success is often reflected in the paycheck. The head of the house does his family no favor by skimping on his own clothing allowance.
- The standards and customs of the children's schools should also be weighed when the clothing dollar is being divided and passed around. This is not to be interpreted, heaven forbid, as "keeping up with the Joneses." But even very young children need the confidence that appropriate clothes can give them. Since the importance of clothes, or lack of it, varies at different stages, it's mother's job to analyze one child's needs in relation to those of another at the beginning of the school year. Allotting each child the same portion of the family clothing dollar may be an unrealistic approach to the problem.

MAKE A LIST

The major factor that will decide which members get how much is, of course, what's already hanging in the closet. This involves some paper work—making lists of what's still wearable in each individual's closet. Follow up with a discussion of the lists with the various members of the family. Wardrobe inventory must come before any purchases can logically be discussed.

Now comes the question—when does mother take her bite out of the family clothing dollar? Only after all the other members have been given their share? It too often works that way. Actually, she should consider her own needs as thoughtfully as she estimates those of her family. Her own activities in the community put a responsibility on her to value her appearance. But even more important, she owes it to her husband and children to take her wardrobe seriously.

A word of caution here—don't get stuck with the whole family's cleaning bills, mother! When clothing allotments are being estimated, the cost of upkeep should be taken into consideration. Take a firm stand on this matter of clothes care. The member who's careless with his wardrobe should learn that it cuts down his buying power—since what must be spent for cleaning and repairs reduces the amount of money available for new garments.

There's no getting around the fact that planning the clothing expenditures is a time-consum-

ing business, even for a single season. Yet it's becoming increasingly essential for the family on a fixed income. Statistics show that clothing prices and cost of upkeep are higher than they've been in many years. An overall up of 4.2 percent is not something you can shrug off. From September, 1965, to Sepember, 1966, footwear went up in price 7 percent; men's and boys' apparel rose 3.1 percent; women's and girls' apparel showed a rise of 2.4 percent.

Higher prices, however, do not necessarily indicate that the family must make do with fewer clothes. You can still find your customary price ranges in the stores. The compromise can be made in the area of quality rather than quantity. As one example, the $39 dress may be marked now at $49. But there's still a $39 dress to be had on the next rack.

"ECONOMY" TRAPS

The desire to curb the family's spending, while commendable up to a point, can lead you into traps. It may be false economy, for instance, to cut spending all across the board. By all means, look for justifiable low-ticket items. But just because a bargain-basement cotton blouse may be an excellent buy for daughter, don't conclude that it's also smart to whack $50 off the price of father's suit.

In the interests of real economy, answer this one: Do you splurge on formal clothes and active sportswear that will make only a limited number of public appearances? And do you feel obligated to attend every clothing sale advertised? The dreamiest bargain, alas, is only a bargain if it fills a legitimate need.

It might be wise, here at the beginning of the season, to examine your shopping habits. "Habit buying" can sometimes lead you down the garden path. For example, do you always charge major items which involve a substantial expenditure—such as a winter coat? It might pay you to shop around at a number of stores first. Sometimes you come out ahead paying cash—in the long run, a big cash purchase can prove a great deal easier on the budget than a bigger charge purchase.

Another habit that can foul up the budget records is considering all your department-store bills as "clothing" costs. If you really want to find out what the family spends on clothing, go over those bills carefully and deduct the amounts that were actually spent for household items. If you're a regular charge customer there's bound to be some miscellaneous that shouldn't be blamed on your clothing allotment.

You might be interested to know that U.S. Department of Agriculture statistics show that a family of five may spend very little more on clothing than does the family with only three members. Clothing costs per individual decrease as the family increases. Latest figures on average clothing allotments by urban families on an annual net income of $9000 show that Family A with three members spent $826 in one year, while Family B with five members spent $944 during the same period. These, as I say, are national averages. For more specific figures, take a look at clothing costs in an actual family—yours.

Mary Feeley has her own Family Financial Planning Service in New York City and is author of Associated Press's syndicated column, "Live Within Your Income."

Introducing Mohawk's House 'n Garden. The indoor-outdoor carpet that's really carpet.

You probably think you've seen indoor-outdoor carpet before. But never like House 'n Garden. It's the first indoor-outdoor carpet to have the luxury of a pile like any living room carpet. Which means that for the first time, the same carpet that decorates your patio can run right into your living room or den. Without being a compromise in luxury.

A few facts about House 'n Garden will tell you why it's in a class by itself.

Like a 100% solution-dyed Acrilan® acrylic pile.

The sun can't fade it.

Stains can't stain it.

The materials used in Mohawk's House 'n Garden are the most impervious to outdoor elements or indoor hazards that a carpet can have.

And water can't be absorbed by it.

And yet there's no limit to where you can use this carpet. It was engineered and constructed for durability, but not at the cost of luxury. So it would be as much at home in the playroom, or wherever people live, as it is at your poolside.

So now you can forget what indoor-outdoor carpet used to be.

And see your Mohawk dealer for the only one that deserves to be called carpet.

(Facts and ideas on House 'n Garden have filled an exciting new booklet that's yours, free! Write to: Mohawk Carpet, 295 Fifth Avenue, New York, New York 10016.)

MOHAWK CARPET



AN AMERICAN HOME CONSTRUCTION PATTERN

GRRRR!

MAKE OUR JUNGLE BUNK BEDS

Be fearless! It's easy. Pounce on this space-saving idea from wildest Africa—a bunk-bed unit that lets you put two Tarzans into an area where only one could sleep before. That leaves plenty of jungle territory for play space—plus a ladder, convenient shelf, and handy desk. For a gay safari motif of colorful figures, we used the exotic new Bates Jungle Junket bedspread for our jungle perch.

American Home's exclusive construction pattern is easy prey for any do-it-yourselfer. The clear, simple instructions are easy to follow. And a graph pattern for the tree is included too.

Order Construction Pattern BBC-1008 now...it's only $1.

Fill out coupon below and enclose check or money order. New York State residents please add sales tax. Allow 3 to 4 weeks for handling and mailing. (Sorry we are unable to handle Canadian, foreign or C.O.D. orders.) To avoid delay please indicate your zip code.

AMERICAN HOME MAGAZINE, Dept. BBC, Box 76, New York, N.Y. 10046

BBC-1008.....$1.00

PLEASE PRINT NAME_____

ADDRESS_____

CITY_____STATE_____ZIP CODE_____

Total Electric Living is a clean break with the past

"**Before** we switched to electric heat, this monster took up a lot of living space."

"**Switching** to electric heat gave us the space for a new family room. We love it."

"We swapped a 'monster' for a new family room when we modernized with flameless electric home heating"

"Was I glad when we switched to flameless electric heat and got rid of our bulky old furnace," reports Mr. Richard Berg of Aurora, Ill. "Now, in its place, we have a wonderful family room.

"With electric heat, we're comfortable—really comfortable—for the first time since we moved into this house. No cold spots. No sudden hot blasts. No noise. And even I can appreciate how much cleaner everything is—including our light-colored walls, rugs and curtains."

Like the Bergs, more than 2,500,000 families across the nation have discovered the modern benefits of flameless electric heating, and how reasonable it is to install and operate.

Your electric utility company will be happy to show you how easily you can modernize your home with flameless electric heating, regardless of its age, style or size. They will help you choose the right system for your home and suggest ways to make financing easy.

Call now—and start on your way to the joy of Total Electric Living.

SYMBOL OF TOTAL ELECTRIC LIVING: This Gold Medallion identifies a home where everything's electric . . . including the heat.

You Live Better Electrically

Edison Electric Institute, 750 Third Avenue, New York, N.Y. 10017.

Only electricity offers flameless heating and cooling—and so many different types of equipment to choose from.

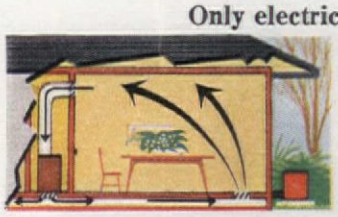

Heat pump heats in winter, cools in summer. One setting keeps any desired year-round temperature.



Electric furnace with air filter. Combines with cooling and humidity control for year-round comfort.



Electric baseboards save space, blend with room decor. Permit individual room temperatures.



Hot water system. Small boiler hangs on wall. Circulates hot water through baseboard units.



Radiant ceiling heating is invisible. Each room's temperature can be individually controlled.

Hoover's incredible flying machine.

Our incredible flying machine is an incredible vacuum cleaner.

It's the Hoover Constellation. And it really floats on air.

There are no wheels. No runners. For it floats on its own air stream. So there's no tugging, no dragging, no pulling.

Although it's whisper quiet, it's powered with a big full horsepower motor. So you've got all the power you need. From take-off to landing.

Attachments? Everything you need to fly through cleaning day in jet-record time.

If you're tired of earthbound vacuum cleaners, you're invited to take over the controls of the Constellation for a free test flight.

Make your reservation with any Hoover dealer.

By JEANNE LAMB O'NEILL

AMONG MY UN-SOUVENIRS

Where did you go this summer? And what did you bring back? I hope it wasn't a purple satin pillow embroidered with roses and "Mother" (do they make those any more?). But I wouldn't want to bet against a yellow sweatshirt emblazoned with sailboats and "Breezy Beach, N.J."

Somebody must love the souvenirs that souvenir-makers love. Somebody must buy the gaudily painted ashtrays, cunning salt-and-peppers; the wooden thermometers, brass letter openers, change purses, lapel pins, and kerchiefs that are the same no matter where you roam (only the names are changed to bilk the innocent). Somebody must stop at the roadside stands crawling with ducklings for the lawn, bulbous pottery pots, and chenille bedspreads. But not me. The last place I'd look for a souvenir is in a souvenir shoppe.

Give me a nice, self-respecting, true-blue un-souvenir. Like shells. What lovelier memento of the summer than seashells, free shells by the seashore? Unless it's pretty little ocean-washed pebbles, pieces of glass, Indian paint pots, pine cones, or driftwood.

Of course, we're match-moochers, soap-swipers, and sugar-snitchers too. We also collect maps, folders, menus, shoeshine cloths, and hotel stationery. But free un-souvenirs don't have to be so bourgeois. Take our steer horns. Who else do you know with steer horns to remember Aruba by? Instead of combing the gimcrack counters, we combed the cliffs by the shark-feeding grounds—and we could have made a fortune off our green-eyed fellow-tourists. Remember John Glenn's triumphant ticker-tape parade through New York? We do. Not by a big shiny button from a street vendor, but by Sean's vivid nine-year-old impression in pastels.

Un-souvenirs don't even have to be tangible. How about the rum swizzle recipe John wangled from the original Swizzle Inn? That's a dandy un-souvenir, even if the man left out a secret ingredient or two. So is the trick of folding a napkin into a sailing ship that I picked up in a plush Caribbean night club.

One good test of an un-souvenir is whether you'll ever look at the thing again after you get home—or want to. We look at our souvenir of Bermuda all the time—the Birdsey watercolors we bought from Mr. Birdsey in Mr. Birdsey's studio (with an hour's artistic chitchat thrown in free). Also the boxwood in the garden (souvenir of Williamsburg) and the ivy (Mount Vernon). And let's not forget our greatest coup of all—the barber pole. I don't know why I wanted a 50-year-old barber pole right off the shop in sleepy Bedford, Pennsylvania, but it certainly commemorates that trip.

Actually, an un-souvenir can be almost anything—even a regular souvenir (provided it doesn't say "Souvenir of . . ." or "Made in . . ."). I don't turn up my nose at Canadian deerskin just because it's touristy. Anything that's honest-to-goodness indigenous is worth having (but check the fine print on "local" jams and jellies). We've picked some un-souvenirs just for their looks—a fat, juicy papier-maché tomato (San Juan), a bejeweled peacock pincushion (Oranjestad). But I'm especially smug about un-souvenirs that nobody else has the likes of. Like our funchi paddle (funchi is something they eat in Curaçao) and our muddlers from the lele tree. Better still is the un-souvenir that's pretty, useful, indigenous, and unusual all at once—like the last crock of lemon oil polish on the Colonial cabinetmaker's shelf.

No, I don't say it's easy to collect un-souvenirs. The souvenir makers are convinced you want cunning salt-and-peppers. The children are convinced they want miniature Empire State buildings. And your husband's convinced that, souvenir or no souvenir, he's leaving you flat if you don't get in the car.

But you can do it. You can show the souvenir makers, the children, and your husband who's boss. Oh well, how much are the little bottles of genuine Fountain of Youth?

Marlite Walls-Textured Wormy Chestnut and River Landing Mural. Fireplace Mantel-White Marlite.

Textured Wormy Chestnut Marlite
for beautiful walls that stay like new for years!

Touch it — this exclusive new Marlite Decorator Paneling reproduces every surface detail of this rare, costly wood. And it gives any room in your home a custom-decorated look.

Wash it — you can't harm the beauty of Textured Wormy Chestnut Marlite. Marlite's soilproof plastic finish resists heat, moisture, stains and dents. It wipes clean with a damp cloth — stays like new for years. And Marlite is simple to install. Goes up fast over old or new walls with carpenter tools.

See it — at your building materials dealer. In addition to Wormy Chestnut in two beautiful hues, you can choose from a complete line of Marlite Decorator Paneling including other distinctive textured panels, rich marbles, authentic Trendwood® reproductions, bold designer colors, unique decorator patterns and striking new Marlite Murals.

Marlite®
plastic-finished paneling

ANOTHER QUALITY PRODUCT OF MASONITE® RESEARCH

Marlite Division of Masonite Corporation
Dept. 906, Dover, Ohio

Please send me Marlite's 24-page, full-color "Professional Guide to Room Planning and Interior Decoration." I enclose 25c.

Name _____

Address _____

City _____ State _____ Zip _____

6641

Original Oil Paintings
(NOT Reproductions)

Seascape by Haugh

Special European Art Purchase! Comes to You on Heavy Canvas, Framed, Ready to Hang, Large 14" x 17" overall from France, Austria, Holland!

Now Yours Only **$2.95** FRAME INCLUDED

AMAZING OFFER! Each painting originally $20, now yours for $2.95 on special closeout. Now you can afford the finest. Not reproductions but original framed oil paintings you will be proud to hang in your home. Not only for their exquisite full-color beauty but for their possible increase in value. The artists finally selected (after 2 years of searching) are from Holland, France and Austria. They are fine and unusually talented craftsmen . . . men who we think may achieve greatness. Each painting on extra heavy canvas is signed by the artist. Comes to you mounted and mat framed, ready to hang and beautify your home. Large 14" x 17" size. Country of origin is indicated on the back.

Offer Will Not Be Repeated!

Because our supply is limited, orders will be filled on a first come, first served basis. You must be delighted or return on our amazing 12 month exchange privilege. 100% Guaranteed. Each a $20 original value! Mail no risk coupon today!

WORLD ART GROUP, *"Home of World Famous Artists"*

WORLD ART GROUP, Studio 9AH
54 Church La., Westport, Conn. 06880

Please send my selections of original oil paintings @ $2.95 each on canvas, mounted and mat framed entirely free on full money back Guarantee if I am not delighted. My Choice of subject matter is:

☐ landscape ☐ floral
☐ seascape ☐ fruit

☐ 1 for $2.95 ☐ 2 for $5.50 ☐ 4 for $10.

Please add 25c per painting for PP & Hdg.

I enclose $_____

NAME_____

ADDRESS_____

CITY_____ STATE_____ ZIP_____

☐ SAVE MORE! 8 Paintings Only $20. Postpaid. (Save $2 PP & Hdg.) Extra paintings make exciting gifts.

KING-SIZE CANOPY BED
(six-and-a-half feet wide!)

One magnificent bed, as wide as two ordinary twin beds and a full 6'8" in length. Combines togetherness with the comfort of separate beds. Superbly crafted of Solid Cherry and styled to maintain Pennsylvania House leadership in colonial furniture design. Send $1.00 for a kit of lovely brochures on Pennsylvania House furniture. *It's a wonderful feeling to own the finest!*

GENERAL INTERIORS · PENNSYLVANIA HOUSE · A DIVISION OF

PENNSYLVANIA HOUSE
by GENERAL INTERIORS
DEPT. AH-97, LEWISBURG, PENNSYLVANIA

BEAUTY AT HOME

BEAUTY WHEN NOBODY'S LOOKING

Do you feel, like so many homemakers, that the day after Labor Day is a kind of New Year's Day when you make all sorts of resolutions? Do you vow that this school year your household is going to run like clockwork, the children are going to be gloriously organized, etc.? Please don't forget yourself and your looks in your plans!

Especially, don't forget those two critical hours at the beginning and end of each weekday—the morning rush hour from 7 to 8 and the evening rush hour from 5 to 6. Because those are the moments when it's most important for you to look fresh and pretty. Before you laugh this off as too funny for words, consider that these are the times when you are most a family, and when all your efforts can pay off in family harmony and well-being. How you look and feel counts—to your husband, your children, and to you.

But you're so rushed at those hours! Indeed you are. Therefore, try these abbreviated beauty routines . . . mini-beauty for a big lift. In the morning, after you've splashed your face and brushed your teeth, the trick is to pick out the one makeup element that does most for you, fastest. The most obvious of these is lipstick, the one cosmetic many women would choose for a desert island. But if you wake up a bit on the pale side, what you may need most is soft skin color. Then touch just your cheekbones or your entire face with Shulton's Corn Silk Blusher for a look-alive tint.

Is eye makeup ridiculous at that hour? Not if you're privately convinced it makes all the difference. We are not suggesting complete makeup, remember, nor heavy makeup (awful so early)—but just a light, skillful application of whatever single beautifier does most for you. A quick brush of mascara, a touch of eye shadow, a delicate shaping with eye liner, or the flattering definition of eyebrow makeup. With perhaps a ribbon in your hair and a fast swish of spray mist fragrance, you're a desirable woman at 7 A.M. A delight to your family as they leave for school and work. That's as valuable a family contribution as all your work at the PTA!

The day's end finds the family psyche in reverse. In contrast to the morning goading of the clock, from five to six there's a letdown. What you need now is soothing refreshment. But instead you're making dinner where the kitchen's warm, and so are you.

It would be lovely, but impossible, to take a predinner bath. So try this instead. If your skin is oily, there is a growing category of no-color, antishine powders which absorb oil without disturbing your makeup. Miss Ritz Blotter is one; Milkmaid's new Translucent Face Powder is another. If your skin is both oily and troubled, Revlon is introducing, right now in September, new Natural Wonder Flowing Lotion-Makeup, which is medicated, contains not a drop of oil, and comes in seven shades. As a companion, Revlon is also launching a new medicated Blotting Powder Compact.

If your skin is dry by evening, Shulton's Desert Flower Cleanser and Moisturizer (two of a group of five products) contain *aloe vera gel*, a thirst quencher for tight, parched skin.

If your skin is middle-of-the-road, and you just want a fast pickup, dip a bit of cotton into ice water or skin freshener and pat your face, brow and throat, leaving your eye makeup untouched. You are then ready for powder, fresh lipstick, and a fortifying swish of hair spray if your hairdo is collapsing. Wash away traces of cooking on hands, and soften them with something good like Colgate Palmolive's Dermassage Lotion.

Although in this day of casual living you are likely to serve dinner in your stretch pants, dressing for dinner is good for family morale. And no amount of telling the children to wash their hands and comb their hair is as powerful as your example. But only your husband can tell you what an attractive wife means to him.

$100 A MONTH FOR LIFE

You may have already won in the

Longines 100th Anniversary

INCOME-FOR-LIFE SWEEPSTAKES

"101 Incomes For Life" are reserved for the winners in the Longines 100th Anniversary Sweepstakes! Yes, The Longines Symphonette invites you to enter its newest, most exciting sweepstakes ever! Incomes of $100 a month for life! $500 a year for life! $250 a year for life! $100 a year for life! And—other prizes. More than 70,000 chances to win!

LISTEN FREE

The Longines Symphonette Society

Proudly Presents the Grammy-Award Winning

Steve Lawrence*

and

Eydie Gormé

In A Romantic Treasury of Their Finest Performances

Listen Free for 10 Days as America's Best Loved Lovers Put Their Hearts Into the 50 Greatest Popular Standards of Today!

They're hailed all over the world as "Mr. and Mrs. Music" . . . two fabulous singers who season every note they sing with an unforgettable dash of magic. We know them as Steve and Eydie—alone and together they have captured the applause of music-lovers of all ages. The Longines Symphonette is delighted and proud to present these outstanding artists to you in an exclusive five-record Treasury.

You've seen them on television, you've heard them on the radio—Now, through these five, electrifying "Gold Medal" records, you can have the intimate, inimitable voices of Steve and Eydie right in your own home to serenade you, entertain you, and thrill you with the rare experience of hearing your favorite melodies sung—at last—the way you want to hear them.

You'll hear Eydie Gorme, hailed by the recording industry as Best Female Vocalist of The Year in languid favorites like "My Funny Valentine" . . . "I'll Remember April" . . . "One For My Baby" . . . "Hello Young Lovers" . . . and more.

You'll be treated to the intimate style of Steve Lawrence in "Speak Low" . . . "Marie" . . . "Let There Be Love" . . . "I Hear A Rhapsody" . . . and more. And you'll hear them together in such lyric and lovely duets as "Sentimental Me" . . . "Side By Side" . . . "Together" . . . "Cheek To Cheek" . . . "No Two People" and others.

KEEP A FREE COLLECTOR'S ALBUM, JUST FOR LISTENING. Yes, you are invited to keep a magnificent album of Steve and Eydie duets, even if you decide to return the five-record Treasury after your FREE 10-day trial. Truly, this is one of the most unusual offers ever made on records featuring Steve and Eydie. Your FREE record includes such great Steve and Eydie hits as "Green Eyes" . . . "I've Heard That Song Before" . . . "Harmony" . . . and seven more.

OUTSTANDING VALUE! This entire five-record set, including the FREE Album of duets, costs you just $5 a month until only $14.98 plus modest postage and handling is paid. As you well know, records of this superb "Gold Medal" quality featuring star performers could cost up to $24.75 if you bought them at a fine record store. The Longines Symphonette now offers them to you for almost half that price. And, if you are not delighted with the 50 great selections after you audition them in your home for 10 days FREE, simply return the 5-record set and have no further obligation—you keep the FREE Steve and Eydie Album, just for taking the time to listen. Limited edition! Act today!

Less than 30¢ a selection

Just $5 a month

or only $14.98

Stereo Bargain—just 36¢ more per record

FREE RECORD ALBUM "STEVE AND EYDIE TOGETHER"

Contains Many Grammy-Award Winning Performances! Accept this valuable Collector's Edition recording of Steve and Eydie duets. It is yours absolutely FREE, just for auditioning the five-record set. Over 10 stunning duets are included; many are the very performances that won Steve & Eydie the coveted Grammy Award. "We Got Us" . . . "Two Lost Souls" . . . "Harmony" . . . "Baby It's Cold Outside" . . . and six more. Keep this album as a FREE gift, even if you return the Treasury.

HERE IS A SAMPLE OF THE 50 GREAT HITS

So In Love
I'm Old Fashioned
White Christmas
The Gentleman Is A Dope
Sentimental Me
Guess Who I Saw Today
The Things We Did Last Summer
I Don't Want To Walk Without You
Stormy Weather
June In January
Hello Young Lovers
Can't Help Lovin' That Man
Side By Side
Mississippi Mud
Let There Be Love
One For My Baby
All Or Nothing At All
Footsteps
Flattery
Marie
Way Down Yonder In New Orleans
Get Out Of Town
No Two People
I Hadn't Anyone Till You
The Lamp Is Low
Sentimental Journey
You Don't Know
After You've Gone
Love Letters
Guys And Dolls

* Courtesy of ABC RECORDS

USE POSTAGE-PAID CARD OR COUPON TO ENTER SWEEPSTAKES!

The Longines Symphonette Society

SYMPHONETTE SQUARE · LARCHMONT, N. Y. 10538

Please send my FREE album along with the five-record Steve Lawrence and Eydie Gorme Treasury for FREE 10-day trial. If I am not delighted, I may return the Treasury and have no further obligation. Otherwise, I send just $5 a month until only $14.98 (plus modest postage and handling) is paid. I keep FREE album no matter what I decide.

Please Check One: ☐ High Fidelity ☐ Stereo (just $1.80 more)

Name_____

Address_____

City_____ State_____ Zip_____

01 02 10190-003

☐ NO—Do not send FREE record, but let me know if I have won. I have copied number from card bound in this magazine.

Number_____

© C. S., Inc. (Please print carefully) 10190-001

How sweepstakes works...The Longines Symphonette has reserved the described gifts for holders of lucky numbers, selected by electronic computers under the direction of the D. L. Blair Corporation. Each Lucky Number coupon submitted by an adult 21 years or older will be checked against the official list of winning numbers. Employees of The Longines Symphonette and its affiliates, or of this magazine or persons less than 21 years of age, shall not be eligible. Your entry must list the official lucky number, and must be checked YES or NO. Entries must be received by March 31, 1968. This sweepstakes is subject to all Federal, State and Local regulations. Prize winners will be notified by mail. If you send a self addressed stamped envelope a representative list of prize winners will be sent to you.

This may be one of the reasons you buy carpet this year.

If you want a carpet that feels deep, soft and bouncy, you need more than a carpet.

You need B.F.Goodrich carpet cushion underneath.

It makes the carpet feel deep, soft and bouncy. It protects the carpet from wear, from getting bald spots.

We make this cushion out of natural rubber.

That's why it's soft, but not mushy.

That's why it never flattens out, or loses its bounce.

That's why it never mildews or rots once it's under the carpet, never gets fleas from the family dog or cat, never makes you sneeze if you're allergic.

B.F.Goodrich guarantees your carpet cushion against defects in workmanship and material or we will replace it without charge. Not just for the life of the carpet, but without time limit.

So, to avoid disappointment when you want to buy a deep, soft, bouncy carpet, remember what makes a carpet that way.

And insist on B.F.Goodrich sponge rubber carpet cushion.

If we made it any better, you wouldn't need carpet.

B.F.Goodrich Consumer Products, Akron, Ohio 44318.

B.F.Goodrich

THE MOST FROM YOUR AUTOMOBILE

By WILLIAM J. TOTH

IS YOUR NIGHT DRIVING IN FOCUS?

With over 90 percent of your driving decisions based upon what you see, it is easy to understand why good vision and good seeing habits are so important to safe driving. Unfortunately, there is much misconception about how your eyes affect your driving skill. For instance, it is commonly believed that 20/20 eyes mean perfect vision. If you have that, you can drive safely. The truth is, 20/20 is neither perfect vision nor an immunity against accidents. The eye has many talents; 20/20 is merely a numerical measurement of one of them.

The important things we need to know about the eyes are:

- What eye skills you need for driving carefully at night.
- How you use them when you drive.
- How to detect deficiencies.
- And most importantly, how to compensate for or correct these deficiencies.

How do your eyes measure up against these safety jobs they must perform when you're behind the wheel after dark?

ACUITY

Acuity is the ability to focus on an object and see it clearly enough to identify it. 20/20 acuity means you have average vision and see at 20 feet what the average person sees at 20 feet. If you have 20/40 vision it means you must move up to within 20 feet to see what the average person sees at 40 feet. Acuity lets you identify dangers ahead, read signs from afar, see other cars approach, and select a path for your car.

If objects seem blurred and hard to distinguish, you better have your eyes checked. Prescription glasses or contact lenses can correct this condition or at least bring your eyes up to an acceptable standard.

DEPTH PERCEPTION

Depth perception is judging distances between objects, especially when they and you are in motion. This is important in determining whether you have enough distance to pass another car safely in the face of oncoming traffic, and whether you can move safely from lane to lane in traffic where moving cars surround you. If you find you are having close shaves in passing, approaching slow-moving vehicles faster than you expected, or having trouble in judging space while you maneuver, probably your depth perception is faulty.

You can compensate for this by slowing down as you approach slow-moving vehicles, by watching for shadows of other cars in relationship to each other in the daytime, and by estimating distances by pavement sections, broken line lengths, light pole placement, and other measured distances.

FIELD OF VISION

One built-in safety feature of our eyes is called "side vision." By looking straight ahead, your eye should still be able to distinguish the presence and movement of objects outside of the central focal area. This area or field should be about half of a large circle running from your right side around to your left.

This skill helps you to detect cars approaching from side roads and intersections, to detect pedestrians moving into your path, and to alert you to movement in your mirrors.

If cars and people seem to appear from your sides out of nowhere, you may be suffering from tunnel vision. You can compensate by turning your head and eyes frequently, installing more and larger mirrors, and welcoming passenger help.

NIGHT VISION

This is the skill of the eye to see in limited light, against the glare of oncoming lights. Drivers with good night vision recover normal sight a short time after glare blindness.

With good night vision you can identify hidden dangers that give no trouble during the day. If you often fail to see dangers before they appear suddenly out of the dark, avoid driving at night if you can. If not, then drive more slowly. Avoid glare by watching the right edge of the road as oncoming cars pass. And check with your doctor about the possibility of improving your night vision through your diet.

(continued)



New beauty for your own back yard ... easily, inexpensively, with SAKRETE® Cement Mixes

Like to relax in your own back yard? ... Enjoy entertaining there? If your answers are yes, you're like millions of Americans who do. Everywhere you go, home owners are adding beauty to back yard areas by building planters, decorative walls, garden pools, and even complete patios. You can build them too—yourself—easily and **inexpensively** with SAKRETE Cement Mixes.

Note the low approximate SAKRETE cost for these typical projects:

Planter—3′ x 5′—SAKRETE Cost $4.88
Setting Post—32″ Deep—SAKRETE Cost ...$1.70
Patio Floor—10′ x 12′—SAKRETE Cost $45.00
Lawn Edging—20′ Long—SAKRETE Cost $4.95
Barbecue Pit—32″ Dia.—SAKRETE Cost $9.90
Garden Pool—4 x 6 (Inside)—SAKRETE Cost $42.15
Repairing Walk—2′ x 2′ x 2″—SAKRETE Cost $1.70

Cost is **low** when you use SAKRETE ... and quality is high! When you build or repair with concrete, insist on SAKRETE—in the sack with the yellow diamond—because it has up to twice the strength of concrete ordinarily used. It is consistent in quality ... always reliable. With it, you can build or repair economically a little at a time, start and stop anytime, for all SAKRETE Cement Mixes store indefinitely until you add water. Use SAKRETE Mixes to patch sidewalks, set or repair brick and stone work ... for any concrete construction or repair.

FREE Plan Booklet—Including easy-to-follow instructions on many cement projects. Free at your dealer, or send 15¢ to cover handling costs to SAKRETE, INC., Dept. AM, Box 873, Dayton, Ohio 45401.

SAKRETE®
concrete and mortar mixes

SAKRETE IS A REGISTERED TRADE MARK OF SAKRETE, INC. © 1967
SOLD THROUGHOUT THE UNITED STATES AND IN EASTERN CANADA.

GENERAL ELECTRIC VACUUM SWEEPER

... lightweight–yet powerful everyday cleaner



General Electric's lightweight Vacuum Sweeper does those special in-between cleaning jobs in minutes! Power-driven brush sweeps up dirt, hair, lint. Easy to handle. Convenient toe switch. Glides under low furniture...needs only 4-inch clearance. Has reusable disposable bags. Makes a great second cleaner!

General Electric Company, Housewares Division, Bridgeport, Conn. 06602

General Electric's Portable Hair Dryer with Remote Control. Four heat settings may be adjusted while sitting under dryer. Deep hood covers all curlers. Fast drying! Easy to carry, easy to store.

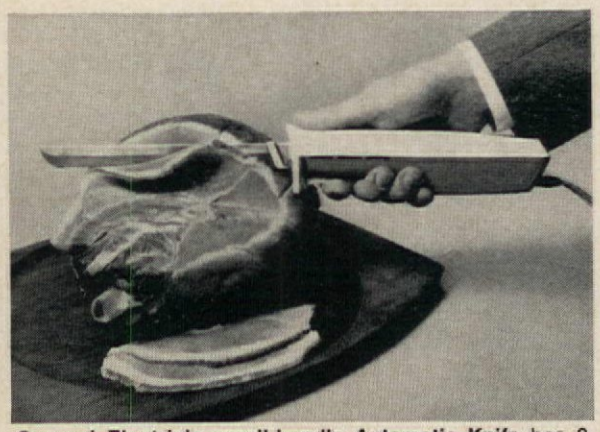

General Electric's small-handle Automatic Knife has 2 sets of blades! 6¾-inch utility for dicing... 9-inch for carving. Tungsten carbide edges stay sharp. Handle is ⅓ smaller. Storage rack for wall, drawer or counter.

39-Hole Spray, Steam and Dry Iron has Permanent Press Touch-Up Setting and General Electric's double-coated non-stick soleplate. Automatic power spray. Water window, too. It's the "complete" iron.

Progress Is Our Most Important Product

GENERAL ELECTRIC

YOUR AUTOMOBILE
(continued)

NIGHT DRIVING

Over half of all traffic fatalities occur at night—the very time when the number of cars on the road is greatly reduced. To avoid accidents, don't overdrive your headlights. This means that at the speed you are traveling, it will take more distance to stop than your headlights light up ahead. At 60 mph it takes over 300 feet to stop under ideal conditions, yet normal headlights illuminate less than 300 feet. So driving at 60 mph at night is courting trouble.

WHAT INCREASES NIGHT DANGERS?

If you can't see clearly at night, make sure you don't have a dirty or bug-smeared windshield, worn-out wiper blades, mud-splattered headlights, or nonoperating lights. Be alert to the distractions of roadside advertising signs, lights that may obscure traffic signals and taillights, and glaring reflections from wet surfaces. Misaimed lights can be caused by slamming your hood too hard. Don't let yourself become fatigued or drowsy. And remember, age makes a difference . . . a 50-year-old needs about twice the light to see what a 20-year-old sees.

SUNGLASSES AT NIGHT?

Never unless prescribed by a doctor! Eyes sensitive to the sun need glasses to restrict the amount of light coming into the eyes. At night eyes usually strain to see under limited illumination. By further restricting this light with glasses you place a greater strain on your eyes and increase the chances of not being able to see some dimly lighted danger ahead.

TRAVEL SAFELY AT NIGHT

With darkness comes the necessity of additional safety precautions. Keep your gas tank full and your lights well maintained. Dim your lights when following or approaching other cars. On roads you are unfamiliar with, try to follow the car ahead of you to make sure you stay safely on the pavement.

Your equipment needs an extra checkover too. Wipe your headlights, taillights, and windshield clean. Dirty glass can reduce light by 25 percent. Adjust the instrument lights so you can just see the gauges, but not too brightly. It's a good idea to carry an extra set of fuses. Your owner's manual will tell you how and where to install them. Install a night mirror to reduce glare and carry a flashlight and flares for an emergency.

If you do break down, get off the road and turn on your emergency blinkers. Set off your flares and turn on the dome light. Work in your light-colored clothing so oncoming cars can see you.

EYE CARE MEANS YOU CARE

Don't wait for trouble. Have your eyes checked periodically. If you have glasses, wear them. And carry an extra pair in your car.

Don't stare straight ahead as you drive. Keep your eyes moving from side to side, ahead, and to your mirrors.

Even corrected eyes can make you a safe driver. Where they can't be corrected, they can be compensated for through good seeing habits. But it's up to you. They are your eyes to care for and your habits to form.

Mr. Toth is a professor at the Center for Safety Education, New York University.

You get a gather-'round-the-fireside feeling with furniture from our *Post Road*. It has "that Thomasville look," so every skillfully crafted detail is authentic. (Even the finish colors trace back to colonial times.) You have the beauty of Early American—and you have "that Thomasville look," too!

Happily, *Post Road's* look belies its price. We work hard, very hard, to keep our prices modest... always keeping our high standards of design and craftsmanship. See for yourself at your store how easy it is to start living with "that Thomasville look."

©THOMASVILLE FURNITURE INDUSTRIES, INC.

For Early American as warm as a winter hearthside—
just ask for **that Thomasville look**

Heirlooms from New England inspired Post Road. See "that Thomasville look" at better stores. For color brochures on 6 collections, send $1 to Thomasville Furniture Industries, Inc., Dept. AH 79, Thomasville, North Carolina.

You can identify Thomasville originals by our name burned in the top left-hand drawers of our furniture.

New answer for the intimate, embarrassing problems married women face.

Tiny, germicidal Norforms protects you more effectively than douching.

As every married woman knows, embarrassing feminine odor that begins in the vaginal tract is a daily hygiene problem. You'd like to feel fresh, clean and secure...but it's not always easy.

Regular douching is awkward and messy. And—it takes so long! Besides, your doctor may tell you, you shouldn't douche every day. Now, thank goodness, there's something more effective against odor—Norforms®.

Norforms is a *germicide* in tiny suppository form. It's been thoroughly tested by doctors. A Norforms is *so* easy to use...you simply insert as directed. Within minutes, Norforms spreads a powerful *germicidal* film that stops odor...keeps you fresh and dainty for hours.

Norforms is so safe, you can use one every single day. What a relief! You feel confident and odor-free... much more easily than douching. Try Norforms—the germicidal protection married women trust.

Here's a Norforms...small and so easy to use.

TESTED BY DOCTORS • PROVED IN HOSPITAL CLINIC • TRUSTED BY WOMEN



Want a free informative booklet in a plain wrapper? Send this coupon to:
The Norwich Pharmacal Company
Dept. AH-79, Norwich, New York 13815

Name_____

Street_____

City_____

State_____ Zip_____

HEALTH IN THE HOME
By ANNETTE FRANCIS BENJAMIN

FIRST AID FOR COMMON HOME ACCIDENTS

How many times each day do you enter your kitchen and do a chore that involves the use of either a knife or a range? Did you ever stop to count the number of times during the past year that you accidentally cut or burned yourself while preparing meals?

Accidents occur more frequently when people are ill, tired, upset, and in a hurry (such as when the family is rushing to leave the house, particularly on weekends). Should one of these common accidents occur, are you sure you know the proper immediate treatment, even when a doctor must be called to tend the patient?

CARE FOR CUTS

You just sliced through a juicy tomato, but your thumb got in the way. Now what?

Any *minor cut* should be washed with soap and water, then covered with a sterile gauze pad or an adhesive strip bandage. If pain, redness, swelling, or tenderness increases in the area of the cut, or if the wound has been contaminated with dirt, call your doctor.

A *deep cut*, inflicted by those often unavoidable sharp objects, such as a piece of broken glass, a razor, or a knife, results less frequently in infection. However, bleeding may be heavy and there may be damage to blood vessels and nerves. The major immediate concern is to stop heavy bleeding. When it is under control, then you should call your doctor.

To control heavy bleeding, apply a pressure dressing to the wound, preferably using sterile gauze—or a folded clean handkerchief, part of a clean shirt or sheet, or a clean towel. Press hard on the bleeding site and sustain the pressure with your hand for several minutes. If you have no clean materials, use any clothing or material, even your fingers or hand, to stop the bleeding.

A *jagged cut* or *laceration* is caused by a blunt instrument or a fall against a sharp object. Here bleeding is seldom a problem, but nerves and tendons may be damaged. Also, the danger of infection is greater in a jagged cut than in a clean, deep cut. The initial treatment is the same as for a minor cut: Wash it with soap and water and cover it with a sterile gauze pad or adhesive strip bandage. Always call your doctor to report a cut of this kind.

WHAT TO DO FOR BURNS

Culprits that cause painful burns can lurk anywhere, from hot irons and cooking-pot handles to the sun overhead.

The treatment of a burn depends upon the severity and extent of the burn. There are three different types of burn injuries: First-degree burns, which produce only reddening of the skin; second-degree burns, which produce blisters in addition to reddening of the skin; and third-degree burns, which produce deeper damage, affecting the entire skin thickness and varying amounts of tissues beneath the skin.

For a *small* or *mild burn*, place the burned part under running, cold water or immerse it in clean, cold or ice water for two or three minutes. Do not disturb or open any blisters. Apply petroleum jelly liberally to the burn and cover it with a sterile gauze pad. If you do not have one, use the cleanest material available, such as a freshly ironed handkerchief or part of a sheet or shirt. Secure with gauze or adhesive tape.

If a *burn* is *extensive* or *serious*, call your doctor at once and have the victim lie down. Cover all the burned areas with sterile dressings or the cleanest cloth material you have at hand, such as a freshly ironed handkerchief or part of a sheet or shirt in an effort to relieve the pain by keeping air out. Never attempt to clean the burn or try to break the blisters. Make sure the person remains quiet and is comfortably warm until medical help arrives.

Occasionally, conduct family discussions on fire and burn prevention, and what to do in case of fire.

Mrs. Benjamin is coauthor with her husband, Bry Benjamin, M.D., of In Case of Emergency *(Doubleday; paperback, Pyramid).*

Maybe your automatic washer isn't automatic enough.



Most manufacturers say their washers are automatic—and then expect you to clean the filter by hand.

Whirlpool thinks this is a dirty trick. After all, if you wanted to clean things by hand, you wouldn't buy an automatic in the first place.

So we've invented a filter that cleans itself. The Magic Clean® filter.

You never have to touch it. You may never even see it. We hide it deep in the guts of the machine.

In fact, it's so efficient we're worried.

Here Whirlpool is the only one who manufactures a filter that cleans itself. And it's tucked away where nobody can appreciate it.

So we've written *Magic Clean filter* on the control panel.

We want you to remember we didn't just sell you an automatic.

We sold you an automatic automatic.

Whirlpool CORPORATION

The washer with the filter that cleans itself.



MAINLY FOR MEN

NEW PRODUCTS

1 & 2

Perhaps because of all the talk about air pollution, there seems to be a growing interest in air-cleaning devices, both large and small. One recently marketed by General Electric, is a compact box 5¼ inches thick designed for use with ducted heating or cooling systems. It's an electrostatic filter which, the company claims, attracts and traps up to 95 percent of the dust, pollen, etc., in the circulating air. Result, of course, is less irritation for allergy sufferers, plus a cleaner house. Available from contractors.

On a one-room basis you can get similar benefits from a device called the Magnetronic room air purifier. This portable unit is, in effect, a vertically mounted fan which draws in air through a series of filters and expels it upwards to circulate throughout the room. Air enters through the body, which is made of finely perforated metal. It then passes through a layer of germicidal plastic foam that traps large dust, lint, and dirt. Next, an electrostatic filter stops fine dust, pollen, soot, and smoke particles. Finally, activated charcoal removes odors, fumes, and such. This device is offered by Nautilus Industries, Inc., for $90. A smaller model, with a third less capacity, costs about $25.

3

Attractively styled filing cabinets often cost more than the home owner wants to spend. But a neat two-drawer unit has been introduced that offers both good looks and economy. It's made of heavy cardboard with each drawer front a different, bright color. Offered by Safco Products Co. Costs $7.

4

Mechanized nit-picking has arrived. A cordless, rechargeable unit from Westinghouse contains a revolving brush that whisks lint and dust off your suit and into a baffle-type trap. An opening side panel gives easy access for cleaning both trap and brush. Compact enough for keeping around the office or in your car. Sells for $16.



5

Anyone who refinishes old furniture will appreciate the Sand-O-Flex. It's a wheel for use on drill press, bench motor, electric drill, or what-have-you, which permits sanding of such complicated surfaces as ornate picture frames and wood carvings without flattening.

Spaced about the wheel are "fingers" of abrasive cloth, behind which are small brushes. The brushes cushion the abrasive as it whips into hollows and around curves. The manufacturer, Merit Abrasive Products, says the tool has seen much industrial use. Costs $15.

6

If you like beamed ceilings, but haven't found a way to hang massive timbers securely, you might consider Armstrong's new Wood Grain Beams. These fiberboard strips, measuring four feet long, six inches wide, and ¾ inch thick, are used with ceiling tile, and are installed by stapling. Their surfaces are embossed and colored with deep, rugged simulated wood grain. Tongue-and-groove edges interlock with those of standard half-inch acoustical tile. Spaced regularly in a tile ceiling, the beams project slightly below the tile and give an attractive, bold accent. Cost is about 27c per lineal foot, or about $10 for a 12 by 14 foot ceiling.



7

Here's a simple way to reduce the clutter on your workbench and save a lot of guesswork to boot. It's a nut driver called Hex-a-Matic that automatically adjusts to any nut, hex-head screw, or similar fastener of ¼ to 7/16 inch. Also fits metric-size fasteners up to 11 mm. To use, you simply press against the fastener, then turn. A six-fingered chuck grips the head tightly, even if the corners have been worn round. Made by The Stanley Works, and priced at $5.50. A similar tool for Yankee screwdrivers costs $5.

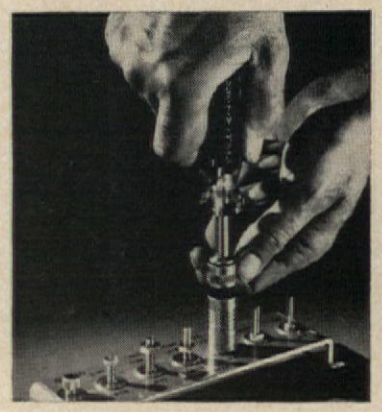

8

Mounting cabinet hinges becomes an easy job with the Vix-Bit, a self-centering tool which fits the chuck of an electric drill. Pressing the tapered front into a hole in the hinge centers the built-in drill. Increasing

the pressure brings the bit forward to drill the screw hole. It lessens the chance of having the drill wander or jump, thus assuring an accurate job and avoiding harm to adjoining finished surfaces. By Herbert A. Japs in two sizes—No. 5 for cabinet hinges and small hardware ($4) and No. 9 for butt hinges and larger hardware ($5).

By ARTHUR J. MAHER

All prices approximate

The Trimline® phone. Scandalously easy to use.
The dial comes right to you. Table and wall models.
Six zingy colors. Extra long cord.

BELL SYSTEM
AT&T
and Associated Companies

3-IN-ONE costs 1¢ a shot.

You can head off many sizable . . . and unnecessary . . . repair bills, with a few drops of 3-IN-ONE Oil. Cuts down wear on moving parts . . . your tools and appliances last longer. Also 3-IN-ONE can keep rust from getting started. And help clean rust off if it's already there. When you spend good money for a sewing machine, power drill, bike, etc. . . . shouldn't you spend a few cents to protect them? Regular. Electric motor oil. Or handy new spray can. 3-IN-ONE . . . it's wise insurance.

New windows that don't need paint!

Nor putty, nor storm windows . . . that won't warp, rust, dent, corrode nor need scraping, or repairing.

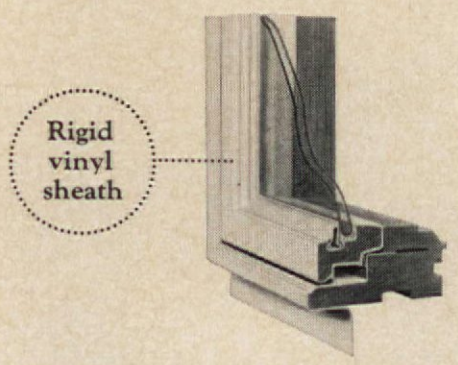

AH-97

Get FREE Booklet

Andersen Corporation
Bayport, Minnesota 55003

Name_____

Address_____

City_____

State_____ Zip_____

New Andersen Perma-Shield Windows™

Developed by Andersen for the low-upkeep home

THE FAMILY PET
By PATRICIA O'KEEFE

PETS IN THE PANTRY

The old adage, "You are what you eat," applies to cats and dogs as well as people. Diet is important to a growing puppy or kitten. To give the right foods to your pet, choose from maintenance foods, supplements, and treats.

Maintenance foods are complete one-dish meals. They are formulated from a number of ingredients listed on the label, to give your cat or dog the nutrients he needs for a balanced diet—the right amounts of protein, carbohydrate, fat, minerals, and vitamins *in the proper proportion.*

Many people believe that meat is the only food a cat or dog really needs. This is not true. Meat is high in protein but low in calcium and other important nutrients. A small dog would have to eat 60 pounds of meat a day to get his full daily calcium requirement, and he would still be deficient in several essential vitamins and minerals. You can buy maintenance foods in three forms—canned, dry, and semimoist.

Supplementary foods enable you to give your cat or dog some variety in his menus. They contain primarily fish, meat, or poultry. They are highly nutritious, though not a complete diet, so supplementary pet foods are recommended for occasional feeding or for mixing with a maintenance-type food.

To satisfy your pet's yen for snacks, there is a big selection of biscuits, pet cookies, and "candies." Chewing on a dog biscuit helps a dog's teeth stay clean and free of tartar. And biscuits are much safer than bones. Any bone that a dog can crunch into sharp splinters can cause serious problems.

Feeding pets at the same times each day gives them a sense of security and trains them to eat the proper foods instead of being finicky. Puppies under six months old should be fed three or four times a day. A young kitten needs four meals a day. An adult dog is usually fed once a day, a mature cat twice.

FIGURE IN YOUR PET'S FIGURE

How much food should you give your pet? Often the feeding instructions on pet food packages recommend average portions for different breeds. Using this guide, watch your pet's figure. If his ribs show, he needs more; if he begins to bulge, then smaller meals are called for. A puppy or kitten should be on the roly-poly side but not fat. His rapid growth gives him a big appetite.

A hunter or any dog that exercises strenuously must have more food to supply his energy requirements. A pregnant or nursing cat or dog requires more food. When a pet gets older and less active, it may be necessary to change his diet according to a veterinarian's recommendations.

A well-fed dog or cat will have a glossy coat, a well-formed body, and an alert disposition. Although there may be times when he normally feels less hungry—during very hot weather, for instance—he will eat his meals eagerly and have no digestion problems.

SOME TALES ABOUT TALES

In spite of all the research that has been done to create special foods for pets, some old wives' tales about feeding persist. Have you ever heard that garlic will prevent worms? Or that sugar and milk cause worms? All garlic does for a dog is make him very smelly. And worms are not caused by any food.

A self-styled expert may tell you that a block of sulphur in a dog's water bowl will "prevent" all kinds of things. Actually, all it does is sit there and make the water taste funny.

Another popular fallacy is that raw eggs are good for the coat. Actually, it has been proved that raw egg white contains an enzyme that will destroy an important vitamin, biotin, which is essential to growth and coat and skin conditioning.

Remember that commercial pet foods are the result of years of research. Tinkering with the diet provided by ready-prepared pet foods is, at the least, unnecessary, and may actually cause your cat or dog to be poorly nourished.

Dogs think it's meat— but it's more.

Top Choice is a new kind of dog food that's actually more nourishing for your dog than a sirloin steak you'd eat yourself. It's made from beef. Loaded with body-building proteins. But it has even more vitamins. More minerals. More carbohydrates. Everything your dog is known to need.

Just tear, serve. There's no can to open. And Top Choice costs no more than the leading canned dog food. Try new Top Choice—the soft, beefy burger for dogs from General Foods.

GF
GENERAL FOODS

GIVE THE UNITED WAY.

WHICH OF THESE BOOKS HAVE YOU



327. THE SECRET OF SANTA VITTORIA *by* ROBERT CRICHTON
(Retail price $5.95)



235. THE SOURCE *by* JAMES A. MICHENER
Illustrated
(Retail price $7.95)

340. EVERYTHING BUT MONEY *by* SAM LEVENSON
(Retail price $4.95)

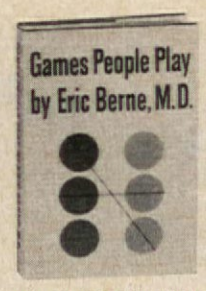

343. GAMES PEOPLE PLAY *by* ERIC BERNE, M.D.
(Retail price $5)

366. THE THOUSAND HOUR DAY *by*
W. S. KUNICZAK
(Retail price $7.95)

116. DISRAELI *by*
ROBERT BLAKE
Illustrated
(Retail price $12.50)



370. AN OPERATIONAL NECESSITY *by*
GWYN GRIFFIN
(Retail price $6.95)



431. THE RISE AND FALL OF THE THIRD REICH *by* WILLIAM L. SHIRER
(Retail price $12.50)



375. AT EASE: Stories I Tell to Friends *by*
DWIGHT D. EISENHOWER
(Retail price $6.95)



325. THE BIRDS FALL DOWN *by* REBECCA WEST
(Retail price $5.95)

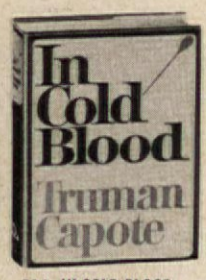

291. IN COLD BLOOD *by* TRUMAN CAPOTE
(Retail price $5.95)

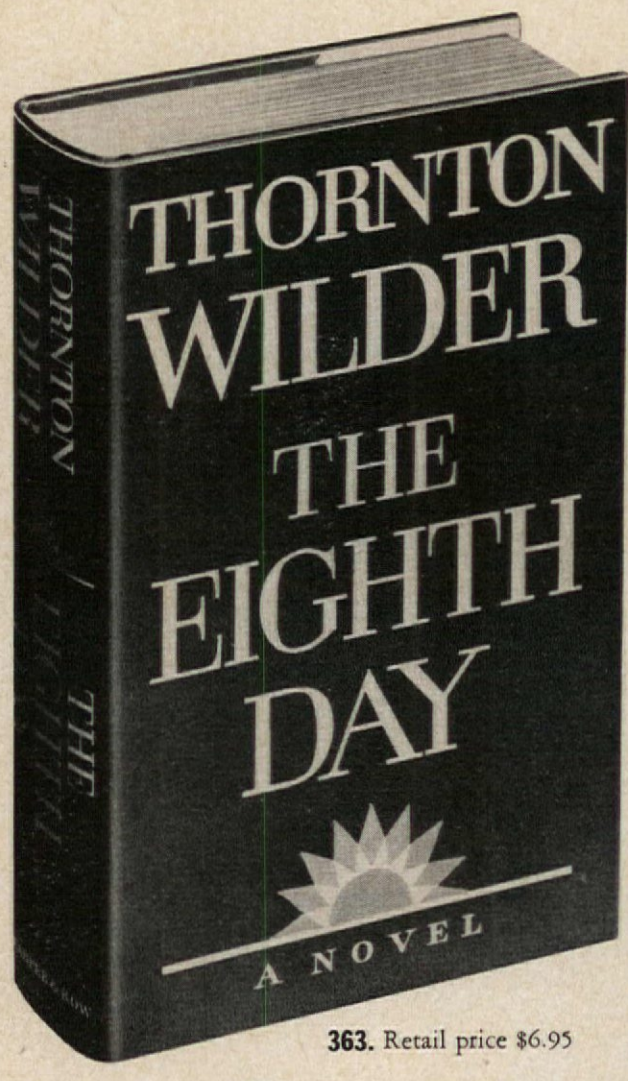

363. Retail price $6.95



346. Retail price $6.95

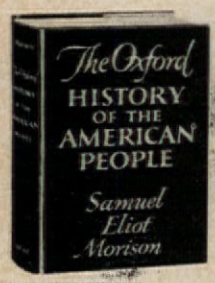

234. THE OXFORD HISTORY OF THE AMERICAN PEOPLE
by SAMUEL ELIOT MORISON. Illustrated
(Retail price $12.50)



278. A THOUSAND DAYS *by* ARTHUR M. SCHLESINGER, JR.
1966 Pulitzer Prize for Biography
(Retail price $9)



126. PAPA HEMINGWAY A Personal Memoir
by A. E. HOTCHNER
Photos. (Retail price $5.95)



487. THE SHORT STORIES OF ERNEST HEMINGWAY
(Retail price $6)



279. KENNEDY
by THEODORE C. SORENSEN
(Retail price $10)



448. ABRAHAM LINCOLN: The Prairie Years AND The War Years
by CARL SANDBURG
1-vol. edition. Illus.
(Retail price $7.50)



357. THE GROUCHO LETTERS: Letters from and to Groucho Marx
(Retail price $4.95)

364. CHICKEN INSPECTOR NO. 23 *by* S. J. PERELMAN
(Retail price $4.95)



110. THE LAST BATTLE
by CORNELIUS RYAN
Photographs and maps
(Retail price $7.50)

185. STONEHENGE DECODED *by* GERALD S. HAWKINS *with* JOHN B. WHITE. Illustrated
(Retail price $5.95)



356. THREE WAYS OF ASIAN WISDOM *by*
NANCY WILSON ROSS
Illustrated
(Retail price $7.50)



345. HANDS ON THE PAST Pioneer Archaeologists Tell Their Own Story. *Edited by*
C.W. CERAM. Illustrated
(Retail price $8.95)



231. COMPLETE POEMS OF ROBERT FROST
(Retail price $8)



316. ON AGGRESSION
by KONRAD LORENZ
(Retail price $5.75)



324. THE TERRITORIAL IMPERATIVE *by* ROBERT ARDREY. Illustrated
(Retail price $6.95)



203. UP THE DOWN STAIRCASE
by BEL KAUFMAN
(Retail price $4.95)

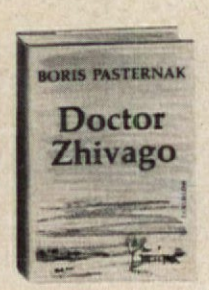

102. DOCTOR ZHIVAGO
by BORIS PASTERNAK
(Retail price $5.95)



286. THE WHITE HOUSE AND ITS THIRTY-FOUR FAMILIES *by* AMY LA FOLLETTE JENSEN
Illustrated
(Retail price $12.50)



276. THE COLLECTED STORIES OF KATHERINE ANNE PORTER
1966 Pulitzer Prize for Fiction
(Retail price $5.95)



280. THE AGE OF VOLTAIRE *by* WILL *and* ARIEL DURANT
Illustrated
(Retail price $12)

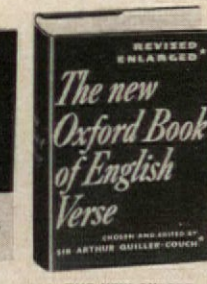

189. THE NEW OXFORD BOOK OF ENGLISH VERSE
(Retail price $7.50)



190. THE OXFORD BOOK OF AMERICAN VERSE
(Retail price $7)

PROMISED YOURSELF TO READ?

113. THE OPEN HEART *by* N. AMOSOFF
(Retail price $4.95)



371. THE CHINESE LOOKING GLASS *by* DENNIS BLOODWORTH
(Retail price $6.95)



358. PAPER LION *by* GEORGE PLIMPTON
Photographs
(Retail price $5.95)



373. NIGHT FALLS ON THE CITY *by* SARAH GAINHAM
(Retail price $6.95)



374. THE PLOT *by* IRVING WALLACE
(Retail price $6.95)



369. HAROLD NICOLSON THE WAR YEARS 1939-45 *Edited by* NIGEL NICOLSON. Photos
(Retail price $8.50)



348. INSIDE SOUTH AMERICA *by* JOHN GUNTHER. Maps
(Retail price $7.95)

347. THE CAPTAIN *by* JAN DE HARTOG
(Retail price $5.95)



326. THE MASK OF APOLLO *by* MARY RENAULT
(Retail price $5.95)

Invitation: IN A SHORT EXPERIMENTAL MEMBERSHIP IN THE

Book-of-the-Month Club

CHOOSE ANY THREE

of the books on these two pages

FOR ONLY $1

THE SUGGESTED TRIAL: Simply agree to buy three additional Club Selections or Alternates within a year

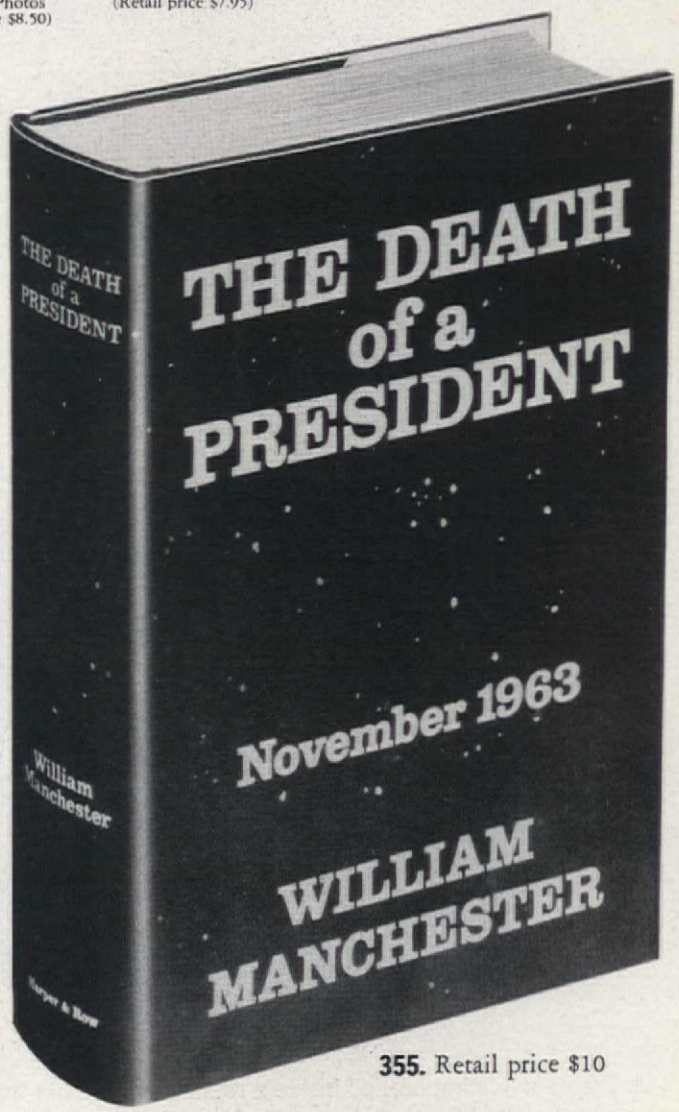

355. Retail price $10

BOOK-DIVIDENDS: A library-building plan every reading family should know about

THE PURPOSE of this suggested trial membership is to demonstrate, *by your own actual experience*, three things highly important for every reading family. First, that membership in the Book-of-the-Month Club is a certain way to **keep from missing,** through oversight or overbusyness, the new books you fully intend to read; second, that you always have **a wide choice**—more than 200 books a year; and third, that under the Club's **Book-Dividend system** you can acquire useful, beautiful volumes and fine high-priced sets—for trifling sums. Since its inauguration, **$395,500,000 worth of books (retail value) has been received by Club members** through this unique plan—probably the most economical means ever devised for building a well-rounded personal library.

✶ **HOW CAN IT BE DONE?** The answer to that natural question is that the Club's Book-Dividend system is comparable to the traditional profit-sharing systems of consumer cooperatives. A portion of the amount members pay for books is accumulated and invested in entire editions of valuable books and sets through special arrangements with publishers. These are the Book-of-the-Month Club's Book-Dividends.

✶ **YOU HAVE A WIDE CHOICE OF BOOK-DIVIDENDS** • If you continue after this short experimental membership, you will earn, *for every Selection or Alternate you buy,* a Book-Dividend Credit. Each Credit, upon payment of a nominal sum, **often only $1.00 or $1.50**—somewhat more for unusually expensive volumes and sets — entitles you to a valuable Book-Dividend which you may choose from over a hundred fine library volumes whose retail prices now average $7.

BOOK-OF-THE-MONTH CLUB, Inc., 345 Hudson Street, New York, N.Y. 10014



103. THE NEW ROGET'S THESAURUS IN DICTIONARY FORM *Edited by* NORMAN LEWIS
(Retail price $4.95)



152. BARTLETT'S FAMILIAR QUOTATIONS 13th edition
(Retail price $10)

311. ESQUIRE PARTY BOOK *by the* EDITORS OF ESQUIRE. Illustrated
(Retail price $6.95)



320. EMILY POST'S ETIQUETTE. 11th edition. *Revised by* ELIZABETH L. POST
(Retail price $6.95)



182. THE FANNIE FARMER COOKBOOK 11th edition. Illus.
(Retail price $6.50)

161. JOY OF COOKING *by* IRMA S. ROMBAUER *and* MARION R. BECKER
Illustrated
(Retail price $6.50)

Rit creates the color you create the sensation!

5 decorator secrets you can steal with RIT®
(it's easy!)

1. Switch on new color (Rit Scarlet) for a slipcover just by switching on your washer. Decorator touch: echo the color in the washable cushion covers of dining chairs below. **2.** Accent with different print pillow covers in various Rit reds. Do a swatch of the fabric first to see clearly what unusual and beautiful results you'll get.

3. Create a "dining island" inside a round rug (dyed in the washer with Liquid Rit Royal Blue). Color napkins to match. **4.** Co-ordinate the tablecloth with the sofa cushions in Rit Pink. **5.** Unfinished wicker chairs bloom when you brush on hot diluted Liquid Rit Scarlet.

Breakthrough!

First home dye
you just uncap and pour

NEW LIQUID RIT

Guaranteed streak-free

Every featured item on this page was dyed in Rit.

Good Housekeeping GUARANTEES IF PRODUCT OR PERFORMANCE DEFECTIVE REPLACEMENT OR REFUND TO CONSUMER

More than a tint Rit colors in depth.

By FAYE HENLE

DOES IT PAY FOR A WIFE TO WORK?

Does it pay a wife to work? And if she does, what happens to the money she earns? Who in the two-paycheck family pays for what?

These questions are being asked by more families than ever as the price of our staples skyrockets and as the cost of higher education and medical care rises with equal rapidity.

The answer often depends upon an individual family's definition of pay. Many a wife rates the satisfaction she gets from working ahead of the dollars earned. And many a husband will proudly point to some contribution her dollars have bought. To some families the working wife is virtually a "nonprofit" organization, at least when she first goes back to work. Other families could not make ends meet without her take-home pay. According to figures just released by the Women's Bureau of the U. S. Department of Labor, wives' earnings usually represent a smaller portion of total family income in lower-income families. For families with yearly incomes under $3000, more than a third of the wives who work contribute less than five percent. In half of the families with $15,000 or more, the wife's pay adds 20 percent to income.

If you are working, perhaps you are wondering whether you are spending or saving your dollars wisely. If you are thinking of going back to work, possibly you are asking yourself whether the money you would earn would compensate for the rigors almost any paid job involves. You may find some guidance in the stories, all true, of three wives working in high-paying, high-priced New York.

MEET THE "M" FAMILY

Dorothy M is a newlywed. Recently she advanced from her secretarial job at an advertising agency to the space-buying department. Her husband is a loan specialist with a government agency. Together they have a $15,000 a year income and not a penny of it has yet found its way into a savings account! Dorothy talks about "retiring in a couple of years when we start having a family." Jerry proudly admits: "Without Dorothy's help we could not be buying an apartment."

DOES PART-TIME WORK PAY?

Mary R, the mother of three school-age youngsters, is back at work, part-time, after a dozen years home. She works 18 hours a week as a registered nurse, adding $180 a month to the $540 a month her husband earns as a sheet-metal worker. Matter-of-factly, Mary asks: "How else could we hope to send three children to parochial school on $7620 take-home pay a year? There are six healthy appetites in the family and three pairs of growing feet." Mary's mother lives with the R's. But this family has learned to save $25 every month.

WORKING AT HOME

Eleanora B confesses to owning the "typewriter that could not be silenced." From it come magazine articles that together with lecture appearances earn her $8000 of the family's $27,500 a year income. With city apartment, country home, private schools for two children, and an investment program that includes stock market and real estate ventures, Eleanora admits that she and her management-consultant husband are forever "hard pressed for cash."

GETTING DOWN TO SPECIFICS

Let's take a closer look now at how each family lives and spends its money:

For the M's, their total after-tax income is $975 a month, of which $276 goes to pay off a variety of loans and charge accounts.

As a loan officer, Jerry M admits that this debt loan would horrify most bankers. Dorothy will offer a quick defense. Two of their big bills will be paid off within the next three months and the remaining payments, including purchase of the apartment, will then be below the 20 percent mark. That's the debt load approved by bankers.

Where does the rest of the Ms' money go? Until they can move into the co-op, $138 a month goes to the landlord—and for Manhattan this is a

steal. Just about $100 goes for food, excluding lunch on weekdays and dinner out twice a month. Household operation costs $75, while $120 goes for recreation, travel, and charitable contributions.

Dorothy and Jerry budget $107 a month each for clothes, personal care, lunch, carfare, etc. Medical and life insurance payments take another $24 monthly, while $10 pays for Jerry's night course in business administration. This leaves less than $20 a month and it goes, says Dorothy, "for goodness knows what."

Dorothy and Jerry have a fairly simple system of bookkeeping. Since check stubs and balances don't worry her, Dorothy lets her meticulous husband watch over their separate accounts. They have decided that Dorothy should keep a checking account of her own so that she can see where her money goes.

"Three-quarters of my income goes straight into the bank and straight out again to pay off debts," she chuckles.

Dorothy and Jerry know they are free spenders, but they don't think they are spending unwisely. Others might disagree with them.

On two counts, the Ms are operating on a shaky financial basis. Open to question is Dorothy's tendency to regard her earnings as "my money." Ideally, families with two incomes regard the whole as "our money," aware that having a working wife calls for some sacrifice on the husband's part. Let's forgive Dorothy since most of "her" money goes into the common pot to pay for the things they both want.

Their absence of savings, however, is more severe. An unexpected medical crisis, for example, could upset their budget for months, even years. At least they should save that $20 of "goodness knows what" money every month.

FINANCIALLY NECESSARY

Mary R is a valiant member of that large group of working wives for whom earning is a necessity. To make ends meet, Mary and her husband Harold became superintendents in an apartment building in uptown Washington Heights soon after their first child was born. The apartment has restrictions. It is too small and either Mary or her husband must be on the premises at all times.

"It is because we are living rent free," says Mary, "that we are able to save $25 a month."

Of the $635 that comes into this household each month, $240 goes for food and household operation. The next largest expenditure is $133 for transportation. This includes $78 of monthly payments on a car that they will own at the end of the year and which is a necessity because Harold's job is in New Jersey. Additionally, Harold and Mary allow $30 a month each for personal expenses. The $55 allowed monthly for clothing, Mary admits, goes chiefly to keep three pairs of growing feet shod and two teen-agers in inexpensive fads. Insurance and medical costs claim $50 of their monthly budget and Mary says this would be still greater were it not for her hospital affiliation. The Rs budget $25 a month for education, $12 a month for recreation. The $15 set aside each month for "vacation" is spent summertimes for day trips and for a week for each child at camp. Each month, too, $6 goes for children's allowances and $14 into the basket at church on Sunday.

Is there a critique that can be directed at the hard-working, hard-pressed Rs?

U.S. Bureau of Labor statisticians would say they are overspending for food and household operation, which siphons off 37 percent of their monthly income versus the 29.5 percent allowable according to official figures. To this Mary would retort: "Feed teen-agers, a mother-in-law, and three other healthy people? You try it. I can't do it for less." Press on a bit and you'll discover that just about every penny of this money is spent at the supermarket and may include a variety of items from magazines and stationery, to toys, kitchen gadgets, and houseplants.

In the R family it is Mary who handles the money. This family operates on a strict "cash and carry" basis. They have no charge accounts. Their furniture was financed through department stores, although it would have been cheaper to get a personal loan at a bank.

A major purchase is on the R's horizon. With luck and a family loan, next year they may be able to share the cost of a two-family house in Paramus, New Jersey, owned by Mary's widowed sister.

RUNNING TWO HOMES

Their friends call the Bs extravagant. On a spendable $1731.75 a month after taxes, doubtless this family of four could afford mink and Capri, but they don't choose to spend their money that way. Without owing a penny of installment debt, here is how Eleanora and Tom (continued on page 89)

Rit creates the color you create the sensation!

6 more color ideas you can steal with RIT®

(it's easy!)

1. Bright Olive Green is this year's fresh young color—so start this decorating theme by coloring your washable draperies with Rit.
2. For a "Victorian" effect cover a small table to the floor with an unbleached cloth dyed Rit Scarlet. Accent with a Rit Purple wooden rope festooned around the table.
3. Co-ordinate the lamplight! Dip a washable fabric shade in Rit Old Rose (or just sponge it).

4. Make this exciting "decorator rope" yourself with unfinished beads, simulated pearls, blocks—then dip in hot Rit Marine Blue. Unusual co-ordinated tie backs for the draperies.

5. Rit color-matches the unfinished wooden lamp base and bowls of colored water filled with flowers.
6. Co-ordinate these washable cushion covers with Rit greens. Prints are fun to color! Do a swatch of the fabric first. Then you'll see what startlingly beautiful, often totally unpredictable effects you can create.

Only extra-strength Rit dyes so many different materials and dyes them so many (35) colors. Easy. Economical. Dependable.

Good Housekeeping GUARANTEES

Every featured item on this page was dyed in Rit.

More than a tint Rit colors in depth.

Plaid pants dress by Jr. Sophisticates / Bag by Ronay

LOCATION: The islands
BUDGET: $500
DURATION: 14 days
P.S.: Don't miss out on 5 of them

You arrive after a non-stop flight on a big jet. From now till the moment you climb back on the plane you'll be on-the-go. And every minute you'll want to feel fresh, relaxed, confident.

With Tampax tampons you're completely free to enjoy your entire vacation. They're worn internally so nothing can ever show. Pins, pads and belts are things of the past! Even the package tucks away in your purse.

Millions of girls wouldn't think of setting foot away from home without being prepared with Tampax tampons. Available in three absorbency-sizes: Regular, Super and Junior—wherever such products are sold.

DEVELOPED BY A DOCTOR
NOW USED BY MILLIONS OF WOMEN

TAMPAX® TAMPONS ARE MADE ONLY BY TAMPAX INCORPORATED, PALMER, MASS.

HOW TO BUY DRAPERY HARDWARE

Selecting the proper drapery hardware for a window treatment has much in common with buying a new wardrobe. In both cases, your choice is based on function and attractiveness. Functional hardware assures the hang and fit of your curtains and draperies. And decorative hardware can be the perfect accessory to complete an ensemble. Cost, of course, does enter into your decision. But don't scrimp. In the long run it can be false economy.

Before you buy either hardware or fabrics be sure you know how you want your windows to look. For example, you may want to correct some architectural mistakes. Your windows may be off-center or too narrow. You may want to give an illusion of height to your rooms. All this and more can be achieved with window treatments and the appropriate hardware.

Decide whether your treatment calls for inside window mounting, frame mounting, or ceiling installation. Another thing, be sure to measure your window area properly before you invest in drapery hardware. To insure correct measurements, use a metal tape.

Now let's look at the types of drapery hardware available today. Some, such as traverse and curtain rods, are strictly functional hardware and don't show; others such as poles, tiebacks, and finials are decorative accents and should relate to the style of your room.

THE TRAVERSE ROD

The traverse rod, which operates on a pulley system, is the basic functional rod to use with draperies that open and close. Lengths are adjustable within standard sizes (30 to 48, 48 to 86, 86 to 150, 120 to 224 inches). Drapery hooks which are inserted into small slides hold the fabric and are moved back and forth by the pulley cord. More slides can be added to hold wider draperies.

There are many types and weights available for simple wall-to-wall hangings or the more complicated, formal swagged and tied-back arrangements. Single traverse rods can open from the center or from the left or right side, depending on your window treatment.

For double drapery hangings, or drapery plus a valance, use a combination traverse rod and plain curtain rod. These are available with the traverse rod on the inside or outside. With the inside arrangement you'd have opening and closing curtains inside and the stationary drapery or a valance on the outside. With the traverse rod on the outside, the stationary curtains would be on the inside and opening and closing draperies on the outside.

When buying traverse rods be sure that you select the correct weight for the type of fabric you are using. Nothing is sadder than lovely, heavy draperies sagging on a weak rod.

For flat panels of fabric (no gathers or pleats) there is a new type of traverse installation that allows flat vertical panels of fabric to be pulled across a window horizontally. The effect is simple and uses less fabric than the conventional drapery.

THE CURTAIN ROD

The curtain rod (as opposed to the traverse rod) is a plain rod on which curtains with pocket headings are used. Stationary draperies with pleated headings can be hung from a curtain rod with drapery pins hooked over the rod. These can be arranged in place very simply but should not be opened and closed—as the hooks don't slide very smoothly.

Common straight rods can be installed almost flush on a window frame or within it—curtains shirred on rods top and bottom require this type of installation.

There are curtain rods that bow in or out, or that project several inches. These are useful when the drapery must clear radiators or air-conditioning units that project from a window.

If additional projection is needed investigate gooseneck brackets to be used with straight rods. Corner-window rods and bay-window rods run continuously within corners so that there isn't a break between the curtains.

Investigate the different types of brackets, too, so that you have the neatest installation possible.

SPRING-TENSION RODS

Spring-tension rods for lightweight curtains are installed within the window reveal or frame. Most often, these are used for bathroom or kitchen windows. They are adjustable; the width is fixed by adjusting the coil spring inside the rod.

CAFE RODS

Cafe rods are for tier-on-tier hangings of either curtains or short draperies. You can buy cafe rods in diameters from a half inch to 1¼ inches and some of the wider rods are offered with traverse mechanisms for use with wide sweeping window installations of double tiers. You can also use a combination of traverse and stationary cafes in the same window treatment. This will enable you to let the light in on the top tier while retaining privacy with the lower tier.

DECORATIVE POLES

Decorative poles are today's most important fashion in drapery hardware. They are offered in wood, brass, and painted metal finishes with rings and finials to match. Standard lengths are sold or can be cut to specified measurements.

Wood poles are available in a variety of standard colors or they can be ordered to match your own color sample. Unfinished poles are also available for you to cover with fabric or to paint.

The basic wood pole with rings is usually used with hanging draperies which are opened and closed by hand, although wooden poles and rings with a traverse mechanism are also available. A pole without rings is attractive when draped with a festoon or swags.

Brass or black-finished metal poles are featured in both stationary or traverse styles too.

DECORATIVE ACCESSORIES

Decorative accessories such as holdbacks, festoon rings, and tiebacks were formerly out of reach because of high prices. Today, decorative brasses in both antique and plain finishes are available at popular prices in traditional and modern styles.

Bracket-type holdbacks or tiebacks made of chain can be used with overdraperies pulling back on one or both sides. They can also be used with traverse rods. Keep the draperies closed at night; during the day gather them back and slip over the holdback for a dramatic effect.

Formal or informal...which kind of dining room best fits your way of living?

Bring us your china and silver.
See them in our many dining rooms.
You'll be amazed how it helps you decide.

Simple idea. But, what better way to erase any doubts you may have about the kind of dining atmosphere you *really* want in your home. Your china and silver patterns tell *so* much about your true desires in decorating. What colors you like best. Your feeling for texture, shape and line.

So bring your place setting to the nearest Ethan Allen gallery. Try it...sit with it...in each of our completely coordinated dining rooms of American Traditional furniture. Surround yourself with the formality of Sheffield cherry. Pretend you're entertaining friends in the warm, mellow pine of pioneer days.

At Ethan Allen stores you never have to guess how a piece of furniture will look in its proper setting. For here, instead of a confusing hodge-podge of individual pieces, you see complete rooms with all the right accessories. You'll see fresh ways to use color. Discover new ways to combine pieces, use lighting and textures.

It's all part of our complete, *free* Ethan Allen Decorating Service. You don't talk to just salesmen, you talk to trained decorators whose one interest is helping you to solve your decorating problems. They'll gladly help you choose from over 2,000 different designs of American Traditional furniture. All open stock. And all "in style" forever.

See us soon. Mail the coupon for the name of your nearest Ethan Allen store and the 216-page Ethan Allen Treasury—a complete decorating course in itself. It shows you all 2,000 designs, room settings in color, decorating ideas, color schemes. Yours, from the people who know more about American Traditional...*sell* more American Traditional...than anyone else!

I would like the 216-page Ethan Allen Treasury.

☐ I enclose $1 for Standard Edition.
☐ I enclose $2 for the Deluxe, cloth-bound Library Edition.

Send *now* to: Dept. AHE-97, P.O. Box 28
Murray Hill Station, New York, N.Y. 10016

Name _____

Address _____

City _____

State _____ Zip Code _____

© Baumritter Corp.

Ethan Allen **We care about your home... almost as much as you do.**

AMERICAN TRADITIONAL



You can tell it's Stiffel from across the room. If there's ever the slightest doubt, come closer. Inspect, for example, the detail of the beautiful Georgian classic —its simple scalloped, many faceted fount. Obviously, the work of a Stiffel craftsman. It's every inch a Stiffel. From base to brim of its handsome shade. Even in the way its old brass finish beautifully catches a light here, a shadow there—a tone, a glint. Surprisingly only $65.*
For an attractive, illustrated folio of our lamps, send 25¢ to
The Stiffel Company,
Chicago 60610.

*Slightly higher West and South.

DECORATING NEWSLETTER

THE AFRICAN BEAT heard again, now louder than ever. This time it's in the new bedspread collection Dorothy Liebes designed for Morgan-Jones. For the primitive look there's Sudan, a complex pattern of triangles, chevrons, and squares in earthy warm brown, black, and white. On the other hand, this spread is just as perfect for the city-contemporary scene of chrome, glass, leather, and furs.

FUN FURS FIRST—NOW FUN ANTIQUES. Call them fun antiques or young antiques, but their relationship to precious antiques is about the same as that of a slicker-yellow, French rabbit, fun fur coat (costing $195) to a luxurious mink. One is a fad—a passing fancy—the other a serious investment. There's only one difference, and that's worth thinking about. We believe that fun furs depreciate every time they're worn. While fun antiques will grow more valuable with age. We discovered this new category of young, fun antiques at Macy's N.Y. some time ago. "Old Things for Young People" was what Macy's called their treasure trove of pieces priced to sell under $150. Some examples of fun antiques we admired: a bamboo-and-wicker Edwardian three-drawer chest ($89.99), a Spanish bentwood settee ($99.99), an English pine washstand with high gallery and shelf that would make an ideal at-home bar ($139). The only problem—"Old Things for Young People" proved so popular, they sold like cotton candy at the circus until they were all gone. Also at Macy's, young things for youngsters: laminated cardboard children's furniture called Tomotom by English designer Bernard Holdaway. Shapes are wonderfully safe (no sharp corners), basic, and highly stackable. Colors are zippy, styled for small-fry tastes in shiny red, blue, or yellow. Highchair, $30. Stool, $20.

A VISIT TO COLONIAL WILLIAMSBURG had Assistant Decorating Editor Alexandra Walker raving about venetian blinds. She especially liked the antique wooden ones in natural or paint finishes with tapes dyed to match drapery colors. Wonders why this Colonial idea couldn't be translated to latter-day windows and metal blinds—or why not paint a wood-grain pattern, preferably in black, on a plain, all-white blind? She also discovered that flat, embroidered braid replaces conventional tapes on venetian blinds at the windows of the Governor's Palace. Suggests you adapt the idea for your own living, dining, or master bedroom blinds. And how about gay, colorful Tyrolean braids for blinds in a child's room? "At the Williamsburg Lodge Coffee Shop walls are covered in sisal carpeting," says Alex, who liked its grass-cloth, mellow good looks and sound-absorbing quality. She hopes to see a family room—carpeting, walls, and floor—done all in sisal.

A FUN FAIR—EXPO 67. It's very much worth the visit to Montreal, Canada, and there's still time: closing date is October 29th. Assistant Decorating Editor Arlene Petroff's long weekend there impressed her. Architecturally it's exciting, with the jagged-cliff look of Habitat—precast cube units hoisted into place to form a new concept in apartment living. Designer Moshe Safdie provided a private entrance and terrace for each apartment and play areas on every floor. Some decorating ideas gleaned from the apartments: clothes washer and dryer stacked in a hall closet; one large bedroom divided for privacy with folding doors on tracks; a pass-through between the kitchen and dining area with a sliding door at counter height to hide the kitchen and permit the use of the dining side as a desk.

The United States Pavilion is housed in Buckminster Fuller's geodesic dome, a giant bubble. Exhibits include a series of enormous paintings, 20 to 90 feet high, a film on children's games, and a wonderful collection of American craftsmanship.

Vera D. Hahn

The only brick tile that passes the close-up test!

See for yourself. Go to your nearest dealer and closely examine Kentile Colonial Brick Solid Vinyl. Its appearance and texture are dead ringers for natural brick and mortar. No other resilient flooring looks this real! Individual ⅛" tiles are extra thick for extra wear, too. Living room at left features Kentile Colonial Brick in Georgetown Red. Other colors shown below: Buff, White, and brand new Gold.



This solid vinyl tile looks just like brick, costs far less!

Enjoy the rugged appearance of brick—without the rugged outlay and upkeep. Kentile Colonial Brick is more comfortable and quiet underfoot. Quicker and easier to install. Easier to clean and greaseproof. Your Kentile® Dealer? See Yellow Pages under "Floors."

KENTILE FLOORS

See how Cascade eliminates drops that spot!

Even clean water leaves drops that spot.



But no drops, no spots with Cascade.

Only Cascade has Chlorosheen for amazingly spot-free dishes!

Wonderful how Cascade gives you such spot-free dishes! The reason? Chlorosheen—the exclusive spot-fighting ingredient that makes Cascade the best detergent you can buy for your dishwasher. It makes water rinse off in clear sheets, so that drops that spot don't form. And what results! Instead of spots, you get shine. Instead of towel touch-ups, you get spotless dishes you will be proud to take straight from the dishwasher to the table. No wonder women have made Cascade the nation's most popular dishwasher detergent!

America's favorite by far!

THE SUBJECT IS SPACE

Artist: Kit Hinrichs

This special issue is devoted to the most pressing problem of our time—finding enough space for the good life. It may be something of a departure to talk about space without considering a trip to the moon but the space race most of us face is a million or so miles closer in. Down here on earth we jostle and shove for just a few feet of privacy. No wonder we are interested in the moon; maybe all those others will want to go there. Significantly, the word "territory" has replaced frontier as a measure of the American dream. This issue is packed with dozens of bright ideas on how to stretch the space we do possess, civilize it, and most importantly, control it. We will introduce you to three very different families who, confronted with common space problems, solved them boldly. Their stories prove that the options are limitless even though space is not. In the first case an imaginative architect designed his own house in such a way that space was magically multiplied. In the second a tiny town house gained immensely from the skillful use of scale. In the third a gifted designer used decorating tricks to warm and enhance a sprawling apartment. Clearly, space is more than footage and volume. It is possibilities. Let us open your eyes to some of them in this issue.

WHY SETTLE FOR LESS?



By MARY ANNE GUITAR

The satisfaction we get from having enough space, the right kind of space, has nothing much to do with measurements. It has everything to do with your sensibilities and the development of them, with personal taste and private attitudes. You can throw away the yardstick when you take stock of the space you need. Let yourself consider instead just what it is you crave. Take inventory of your feelings about space instead of simply walking the boundaries and analyzing house and garden potential as square footage.

For some space means, literally, emptiness—the absence of things, plants, people. Their goal is a bare-boned garden, a spare room, a stripped-down look. For most of us, however, space means action—a locale, a place to give a party, mess around with paints, spread the sweet confusion of books, records, papers. (Surely we must be endowed with room to spare if we can collect so much stuff.) We feel we have enough space if we can control what we do have, make it work. But until you define space you can't truly control it. To take just one example: You can be beautifully protected on a 50-foot lot if you plan the landscaping, miserably visible on one acre if you don't.

Fortunately, we can control the space we have, however small. The arts of design, decoration, architecture, landscaping can help us make useful and exciting definitions. In point of fact, the space that delights us most is strongly affected by man-made boundaries. We draw outlines with walls, fences, hedges. We break up interior space by placing furniture in artful composition. Using color and pattern and design, we make space seem either infinite or intimate. By partitioning rooms, using mirrors, adding windows and skylights we can make a house look far more attractive and spacious. (Some very practical ways of controlling space, both indoors and out, are shown throughout this issue.)

Space is where you find it and found space can turn up in the most unexpected places. Stairways, long corridors, basements, attics, kitchens, garages can yield precious display or storage space if they are handled with imagination. Any liability—protruding heating unit, blind alley, wasted corner—can evolve into an asset if you make the most of its surprisingly dramatic space potential.



Found space often enough turns up when you rearrange conventional ways of using rooms. Must we read the blueprint quite so literally?

If we like we can breakfast on the deck, cook out in the garden, dine in front of the television. We can break the rules and profit thereby. Who says there must be three little bedrooms for three little children? Why not ask them if they wouldn't like to double up and then use the extra room for an adults-off-limits playroom? You have all kinds of choices—to have a large bedroom and small closet, spacious dressing room and tiny bedroom. You can put all your space into the kitchen and forget about a dining room, or make the most compact use of cooking areas so you can splurge on a formal room in which to feast.

If we treat the space we have with more imagination, insight, flexibility, and become more elastic in our use of it we can find enough room. The first step is to understand how powerfully space dimensions affect us and, in turn, how emotions color our view of space.

Space is a state of mind as much as it is anything else. It is sensation and remembrance and expectation. When the light falls behind you at five o'clock, and you sit on the beach and look out to sea, your sense of space is quite different from what you experienced in that same spot at midday. Light and shadow, the changing seasons, personal mood affect our sense of space. The hushed and mysterious space of a grove of trees or a vaulted building offers another space experience. It is not so easily understood as the intimate feeling that a low-ceiling room, filled with antiques and the smell of a wood-burning fire evokes. This is space on quite another scale but just as satisfying. Our sense of space is strongly affected by light, heat or cold, noise, odors, and personal taste. If we can learn to exploit these factors we will be able to get along with less physical area but do it more gracefully.

Men, women, children view space differently and from their own perspective. People cling to space notions they picked up in other houses, other times. A man may crave a high ceiling because that's what he knew as a child; his wife yearns instead for the cozy cottage feeling that she recalls with pleasure. Their offspring may wish for lower tables, beds, chairs to make the room come into focus. Indeed security may well be a house in perfect scale. Whatever our personal taste, upbringing, and inclination we share certain common space needs. We need space to indulge the self. Someone has suggested that the measure of a successful garden is whether or not it offers enough privacy to make love, sunbathe, let your fantasies take flower. It should be, says the English writer Nan Fairbrother, secluded enough so that children "can weep without embarrassment and be ridiculous without an audience, where they can pursue (unlike Wordsworth) their 'Intimations of Mortality in Early Childhood.'"

Grownups as well as children need room to withdraw and, increasingly, it is hard to come by. Never mind about Big Brother watching us. What about little brother (or sister) observing, scrutinizing, keeping tabs on our every move? In desperation we seek out the most uncomfortable corner of the house or garden, hoping that there at least we will be left in peace. What we all need is getaway room. One man sneaks away to the side of his house when he

wants to be alone. "Nobody ever thinks of looking for me there." The idea deserves to catch on.

There was a time when getaway room was built into every house. Most had an attic, basement, barn, shed, tree house, porches which ran the length and breadth of the house and would shame a contemporary living room with their depth. There were storage rooms for every purpose—root cellar and fruit room, butler's pantry and linen closet, keeping room and nursery where the young were stashed away. Most blessed of all was that "extra room" to be brought into play whenever the mood dictated. The parlor and guest rooms could be closed off when not in use. What a luxury, not to have the whole house on display 24 hours a day. Waste space—that's what we crave.

The land was limitless. Wild fields, ridges unspoiled by housetops, natural bogs and streams, dense forests. Open space was a reality, something you took for granted, a backdrop for a more civilized use of space. The skyline was uninterrupted by TV antennas; the distant hills unblocked by the bulk of buildings.

No wonder we respond with joyous recognition to an Andrew Wyeth painting of the land and look we once knew and still cherish. He reminds us graphically and poignantly of what we have lost. What we must do, of course, is retrieve our sense of limitless space to do, to be, to act even though physical limits have shrunk unbearably. A sense of space is essential to our well-being, as much so as a feeling of shelter. We are only now beginning to appreciate this fact of life. As we feel hemmed in we know tempers wear thin, behavior becomes less humane, and the sheer satisfaction of being alive evaporates.



One observer, E. T. Hall, has written a book called *The Hidden Dimension* in which he explores some of the new thinking by psychologists, sociologists, and planners who are concerned with the effect of space (or lack of it) on the public happiness. Says Hall, "Americans who live urban and suburban lives have less and less opportunity for active experiences of either their bodies or the spaces they occupy. . . . It would appear that many people are kinesthetically deprived or even cramped. . . ."

The average American may not know that he is "kinesthetically deprived" but he does feel cramped and he recognizes in himself the stress that Hall says is caused by the space problem. He feels edgy, pushed around, fenced in, and the more he feels this way the more he looks for space, only to find that it is unbuyable. Bumper-to-bumper on the freeways, packed into buses and subways, crammed in elevators, waiting for a seat or a table, queuing up, this is our daily experience. Classrooms are crowded; so are beaches and parks. Surely home should be different.

But is it a space sanctuary, beautifully conceived to allow each member of the family sufficient *lebensraum?* It might have been at the outset but families have a way of growing up, of straining at the seams of a house.

The ideal arrangement for a mother and father and two or three small ones can become a house of horrors as the youngsters turn adolescent. You need compact space, tightly planned to save footsteps and provide surveillance posts when children are tiny. Let them get bigger and buffer zones are called for. Room for dancing and music (room to get away from it all, as well), study corners planned for silence, entertaining areas so that different members of the family can carry on fun and games in privacy.

We want conversation areas and this involves more than allotting floor space to chairs and sofas. Who has not had the experience of arranging a room so that it looks inviting but simply does not work when company comes? Thoreau understood the problem better than most. He admitted that his small house did not provide "sufficient distance from my guest when we began to utter the big thoughts in big words. You want room for your thoughts to get into sailing trim and run a course or two before they make their port. . . . Individuals, like nations, must have suitable broad and natural boundaries, even a considerable neutral ground, between them. . . . In my house, we were so near that we could not begin to hear."

Ideally, of course, we could start from scratch each time the family embarked upon a new style of living. We could design houses specifically for parents with small children, for families dominated by teen-agers, for a more relaxed maturity. In point of fact, this concept is gaining in popularity. However, most of us are going to have to make do with the space we inherited, designed, improvised. How can it be made more livable, spatially more suitable to our changing style of life?

Do we want to return to the expansive architecture of another day? Could we afford to? There was room for improvisation in a time when labor and materials were cheap and land limitless. If you needed an extra room you just tacked it on. No wonder houses were something less than organic. "The thing was more a hive than a home," said Frank Lloyd Wright. We have been conditioned by him and the major architects who followed to avoid design-by-afterthought. Wright's view of space has, in fact, had a powerful effect on our concept of how a house should be designed for maximum room. Instead of parceling out space, cutting it up into cubicles, he designed for "spaciousness."

"I first extended all horizontal spacing without enlarging the building by cutting out all room partitions that did not serve the kitchen or give needed privacy for sleeping apartments." And so was born the open plan which for the last few decades has shaped our concept of space. It solved many problems but like most innovations created a few more.

What about privacy, for example? Conformity? Too much group living? The (continued on page 107)

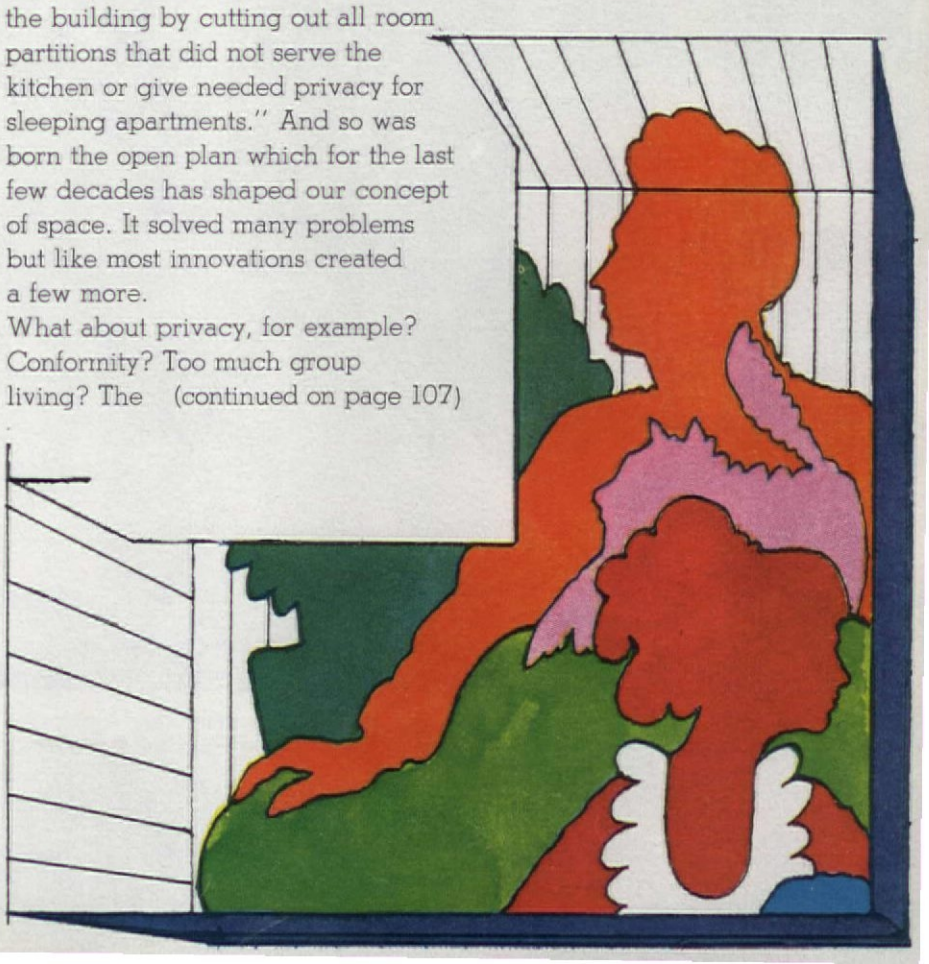

NEW SLANT ON SPACE

This house demonstrates that 2000 square feet can yield enormous dividends if you design it to emphasize volume, compound space through a system of interlocking rooms. Architect Paul Mitarachi chose an "impossible" site for his own house, on a steep hill overlooking New Haven, then made the most of it. "What you have built," said one impressed onlooker, "is a gigantic staircase. Every room is a landing." Rooms borrow space from one another and from a soaring view; the whole is much more than the sum of its parts. (continued)

Looking into the kitchen from the patio, you can observe the clean-cut use of storage and work space. Fond of entertaining, the Mitarachis often invite Yale faculty and students for an evening at home. Surprisingly, the compact house can hold as many as 60 guests in comfort. Short stair runs allow the party to flow up and down from one level to the next, keep the action moving.

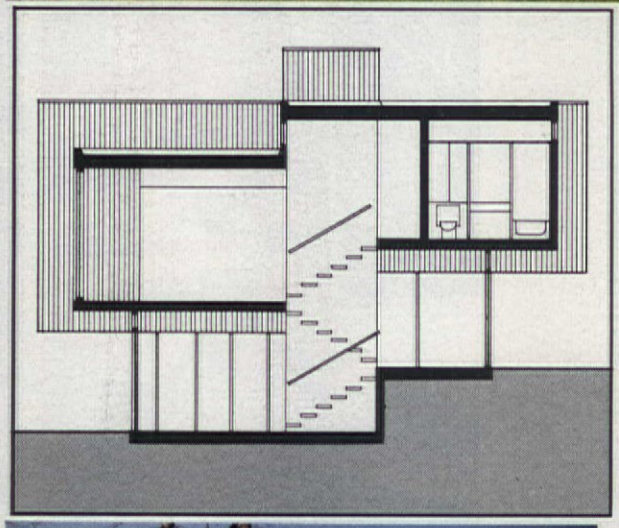

Space and privacy go hand in hand and this house offers both. Glass walls are sited off the street, capture a changing view over the treetops to Long Island Sound.

Cross section dramatizes the importance of the stairway. Rooms branch off this central trunk; living-dining areas are located at the back of house (left); sleeping quarters are on street side.

Neighbors see this side of the house, but no more. Privacy is assured because public exposure is limited to a silhouette, a view of the handsome weathered siding, natural stone.

Dining room (far left), photographed through glass wall, shows its elegance. Kitchen is visible at end. Bedroom on half-level above is identified with a pillow showing in light slot. A real peek-a-boo house, commented one guest.

Information: Alma McCardle
Photographer: Harry Hartman

View (below) is one of the two living cubes as seen from Mr. Mitarachi's study-balcony. The light from a huge window wall not only illuminates the work area but gives both rooms added dimension. The balcony breaks up vertical space, makes the total effect more pleasing.

Bathroom (below) is paneled in wood and closed off. Master bedroom also has a door you can shut, so does storage room off the kitchen. Guest bedroom, which is pitched over the dining room, can be closed in by a removable panel but is usually left open.

Short flights of stairs, four feet in height, connect landings. They are broad, easy to climb, and protected with a massive guard rail. Although the house conveys the feeling of great vertical space, climbing the stairs is no chore. Instead, stairs add interest and variety to the house.

NEW SLANT ON SPACE (continued)

"I have been collecting interesting spaces all my life," Mitarachi confesses, and many of them are dramatically visible here. The house contains a variety of rooms. High-ceiling, exhilarating rooms are paired with small, sheltered ones to provide contrast and excitement. The rooms look larger than they actually are because of their open relationship to other areas. Only three rooms are completely enclosed. A precise mathematical formula gives the design its sense of order but what adds up is the spaciousness.

One of two living-entertaining cubes, this music room clearly demonstrates the house's orientation by way of the staircases. Mrs. Mitarachi's study-balcony can be seen above. The rooms are "decorated" with color, light, cherished heirlooms, colorful rugs, and paintings. Behind the piano a shaft of light from the guest room below is clearly visible, providing a sense of limitless space just one flight down.

Mrs. Mitarachi, who writes under the name Sylvia Wright, does her work in this balcony-study. She also uses it for sewing and ironing. Sturdy bookcases hold reference material and favorite volumes. Decorative lamp can be seen from below, also vase on balcony rail.

The guest room (above) is on the entry level and gains from the dining room below it, as well as from the living room above it via a system of wall openings. If privacy is desired, these can be closed off with easily installed panels. A combination daybed sofa stretches along one wall.

Scale is all-important if you want to make space count for more than area. This minute Colonial-style row house in Philadelphia proves it. Built to conform with the authenticity imposed on all buildings in the Society Hill renewal area, it is charming on the outside. When the Wilton R. Daniens bought it, they found much to be desired inside. Small as the rooms were (the dining room is only 10 by 11 feet), they chose to furnish it with all the charm and dignity of the true town house. They rejected an open plan and divided the space even more by adding an entrance hall. Each of the rooms is a well-defined area, furnished with classic contemporary furniture and 18th-century English antiques. The house feels as if there were space to spare because furnishings have been scaled to fit comfortably into these dollhouse rooms.

THE SIGNIFICANCE OF SCALE

From the outside, the Danien home is a charming replica of an 18th-century town house. Inside, you can see the new foyer (below right) interior designer Paul Silverman created by borrowing a few feet of living room space. It boasts a guest closet complete with console shelf and Chippendale mirror. The placement of the sofa further separates the entry area from the living area. Since space did not permit the usual end table with lamp arrangement, wall brackets are used for lighting.

Photographer: Lisanti
Interior Designer: Paul Silverman



There's a prevailing air of spaciousness in the living room (above). The formula—a subtle color scheme, the absence of large-scale patterns, and most of all, furniture perfectly scaled to the proportions of the room and adroitly placed.

In the dining room (far left), only 10 by 11 feet, attention is paid to the dimensions of the furniture and subdued color. Paneled wall encloses ample storage for dinnerware.

Master bedroom (left) is visually dominated by a handsome modern adaptation of a four-poster bed. Instead of the usual clutter of night tables, sleek chests flank the bed and wrap around the side walls, with room for accessories.

This fifty-year-old, three-family house in Chicago is typical of thousands in the city and smugly hides the fact that it houses nontypical living quarters for the Brukoff family.

In the narrow foyer (above), a delightful confrontation: an old mirror, a modern painting, both of impressive proportions enlarge, reflect, excite, and fool the eye in one grand gesture.

At one end of living-dining room (right), Barry Brukoff turns what might have been an eyesore—a niche 10 feet wide and 1 foot deep—into a center of interest. Rich color makes the most out of something quite unattractive. Black, laminated plastic shelf does double duty by displaying choice accessories and, when the Brukoffs entertain, it is used as a serving area.

THE ART OF FOOLING THE EYE

This Chicago apartment proves that space, in and of itself, is not necessarily satisfying. You have to civilize it. Here, a barrage of ingenious decorating ideas brought a space shell to life. The problem was, ironically enough, an abundance of space. Young interior designer Barry Brukoff and his wife Muffy (a professional model) wanted to bring up their two daughters in the city—and with room to spare. They elected a sprawling flat in an older building but its space was not arranged to suit their way of life. Rejecting convention, they switched rooms around, making the large front "parlor" their bedroom, the big back room an entertaining area. Then, Brukoff camouflaged areas he wanted to ignore, emphasized others by literally fooling the eye with color and mirrors. He used the sharpest of contrasts, namely black and white. Colors, brash and subtle, pop up in unexpected places. After this ungainly apartment was tamed, its space became infinitely more rewarding.

Photographer: Warren Meyers Information: Jessie Walker

In the living-dining area (above left and right) Mr. Brukoff has created a light, spacious interior. By painting the walls white and using vertical blinds he blanked out the awkward elements. Lighting was unobtrusively provided by suspending a 3 by 5 foot piece of plywood over an existing ceiling outlet. A shelf behind sofa spans its entire length and eliminates the need for end tables. Rich oriental rug, abstract painting, and Barcelona chairs contribute to the modern feeling.

Dining table (opposite sofa) is a six-foot oval sumptuously draped in black washable vinyl suede. The 19th-century chairs are a perfect complement to it. Radiator is sheathed with vertical strips of metal. Topped with a shelf it becomes a very adequate buffet.

This large front room (right), used as a living room by former tenants, is now a bedroom-sitting room. A cozy seating arrangement and books within reach make this an ideal spot for reading or entertaining intimate friends.

THE MAGIC OF LEVELS

Space can be created by totally disregarding the plan of a house and taking a fresh look at its total volume. This old house, owned by Robert C. Conner of Atlanta, Georgia, was once a little one-floor bungalow; at the rear, a gawking two-level monstrosity with a basement underneath (see "before" photograph).

The remodeled exterior (at right) still retains the basic characteristics of that style, but the interior now has a grand country manor feeling, with the expansiveness that only two stories can give and the variety that comes from tall spaces contrasted with low ones. Designer Don Crews Jackson added no floor area, although the front porch was enclosed. The major change was to make use of the basement to form a two-story-high living room with a split-entry foyer.

Mr. Connor found the house in the once-declining Ansley Park neighborhood, only 10 minutes from his downtown office.

It was among the first houses there to be revitalized. Others recognized the potential also, and helped reverse the process of neglect that threatened to ruin a fine old neighborhood. More old houses were bought and now the area is full of many equally inspiring remodelings.

View down into new living room (right) shows elegant space achieved by cutting through floor of main level into unused basement beneath to get extra height. The railing is on original level, in what used to be living room. This overlook lends variety to home's spacial relationships. Huge expanse of new two-story living room may be enjoyed from floor or balcony. Windows at rear open onto paved terrace. They were assembled from stock millwork.

When porch was enclosed (above left) for extra space, posts were incorporated into design. Land at side, where new entry is, was excavated to open up basement. High door is two regular-size doors fastened together.

Exposed basement at rear of house (above) was revised to make double-height space with tall windows (right) for new living room.

View of new split entry (left) shows steps going down to old basement now housing a two-story-high living room, dining room, and kitchen. The original upper level now includes foyer, sitting room, three bedrooms, baths, and dressing rooms.

Quiet color scheme and unobtrusive furnishings make bedroom (right) seem restful, larger. Bed fits in alcove, formerly a closet, and leaves rest of room free, unobstructed.

Photographer: Alexander George Interior: Ken Lowenstine, N.S.I.D. Information: Susan Jones Medlock

Landscape Architect: David E. Arbegast
Photographer: Ernest Braun
Information: Marilynn McLaren

To plant under steps and decks: above right, Primula obconica makes a bright splash against charcoal-stained redwood.

Pansies grow under 'Mt. Fuji' cherry (above left). Below it is a redwood seat designed to hide an old retaining wall. Rosemary, parsley and succulents grow here.

A closer look at the dining area reveals built-in shade: a planter with an orange tree. New Zealand flax towers over the succulents.

By Evanthia Kondonellis

MINI-GARDEN ACTS BIG

A garden is a room whose roof is the sky. If it offers a strong experience of sky and sun, if you can be yourself and entertain your private fancies, then space measured only in square feet becomes irrelevant. Beauty, privacy, and livability matter most.

The garden we chose for this issue is private and self-contained. It was planned before being planted to make the best use of available land, and was organized into functional areas for family gatherings, for relaxing, for playing, or for just being alone.

Dr. and Mrs. Earl Simburg remodeled a neglected old shingle house on a steep lot in Berkeley, California. Their main tasks were to make the narrow lot seem wider and the grade less steep, otherwise the garden would be purely decorative, difficult to get around in, an ornament rather than a lived-in place. The lot was widened visually by running terrace walls and boxwood hedges horizontally across it. The varying heights of the walls and hedges mask the steep grade. Instead of running steps straight up the hillside, the landscape architect made use of landings. There is a changing pace and rhythm that makes the ascent a restful garden experience, and the owners have more livable space than it would have seemed possible to achieve on a slope. Formal lines of hedges, walls, and paths pull all the areas together into one unified plan.

Looking down from the upper deck (at right) you can see the strong horizontal lines of the terrace walls and hedges. In the lower left-hand corner is a built-in redwood bench and table for dining. The deck leads from the guest room to the terrace and grassy sunning area.

THE JOY OF INTERESTING SPACES

The houses we live in must first of all take care of our day-to-day needs, provide us with shelter, a place to eat and to sleep. But they should also go beyond that and offer us areas in which we can enjoy the pleasures of life. Why shouldn't our daily existence be one and the same as the good life? It is true we are somewhat constrained by the spaces around us but these same spaces are susceptible to variation. Given what space we have we can provide a variety of effects, a wardrobe of sorts for our senses. Here is a baker's dozen of ideas for using household space to best advantage. Copy, adapt, but above all, enjoy them in your own home.

MOVEMENT

Stairways are spaces in their own rights and can offer a variety of effects. Upper stairway, in Colonial farmhouse, is tight, twisty, space conserving, yet has window to outside. Lower one, in California house, has windows all around the dramatic triangular stairwell.

LUXURY

Typical dark basement in the home of Dr. and Mrs. Shepard Ginandes became a luxurious Japanese-style bath with large fern bower. Architect Robert Woods Kennedy spaced floor boards so water can drain. Window areaway was enlarged to greenhouse scale. Walls, floors are cypress with clear lacquer finish. Ceiling is red cedar. Tub lining is unglazed tile.

(continued)

PRIVACY

This development house in North Miami, Florida (above), was transformed by the owner, Vernon Currie, into a lush oasis by fencing and shading the yard (right). He achieved seclusion that had not been supplied by the original builder. Plantings, potted flowers, tables, and chairs, make the once harsh patio hospitable.

EXTENSION

Walls do not a barrier make. In this house owned by Mr. and Mrs. Melvyn Goldman, of Owings Mills, Maryland, the living room has a wall of fieldstone, but it is sheltering, not confining. The stone and ceiling extend beyond fireplace wall to stretch boundary of room. Glass around fireplace and indirect light panels give an airy feeling. Designed by Mark H. Beck, A. I. A.

ATMOSPHERE

With thoughtful design and furnishings, an otherwise forgettable corner can become the center of attention. The corner of the kitchen in the Cortlandt Barnes house in Carbondale, Colorado, designed by Eleanor Brickham has a shuttered window looking to the view, stark white walls, and an adobe corner fireplace to take the chill out of the air, perhaps to heat a teakettle? Chairs have fool-the-eye peach baskets painted on the backs.

ILLUSION

With special lighting effects, ceilings can appear to float. This hallway in the home of Mr. and Mrs. Eli Goldston, of Cambridge, Massachusetts, was once wasted space linking two rooms. Now it achieves importance as a gallery. Architect F. Frederick Bruck dropped center of ceiling so light from concealed fixtures flows around edges.

UTILITY

Everybody needs a place to get things done. And it needn't be unattractive or hidden away. This small bedroom alcove was organized as a study or home office. Confined space offers user a change from feeling given by rest of the room.

(continued)

SEPARATION

Two small spaces linked together are sometimes more effective than a single large one. A simple screen assembled from ordinary wood lath and cork fishing floats divides this room in two.

INTIMACY

Space partially screened off from the rest of the world is usually more comfortable for relaxing. Here an outdoor dining porch uses a latticed grid to filter sun, add privacy.

HEADROOM

Most houses give the eyes a view at the sides, glimpses of the outdoors, something to look at. But usually, there's nothing to look up at. Here Arthur Witthoefft has used skylights over a wide hallway to get an unexpected view of sky and trees. The whole space thus takes on a lightness and an upward-looking aspect for a change of pace. The home of Elia Chiappinelli, Armonk, New York.

ELBOWROOM

Compare this room to the average garden-variety attic. Traditionally, attics act as a sort of 3-D scrapbook, places to spend rainy days looking at the things you can't quite discard. But hardly where you'd want to spend your spare time. Too dark. Too dingy. Now look what Architect Jere L. Johnson did with plywood paneling, two skylights, and a tall window in a design for the American Plywood Association. Here's spread-out, invigorating space for a family's worth of hobbies.

HOLD AND DIVIDE

Houses need spaces to hold all the equipment and paraphernalia used in our daily lives. This divider wall serves admirably to organize all the things needed in a dining room. Designed by Richard Sharpe, it separates living and dining areas, and when closed, functions as a buffet unit on one side. The other side has a narrow slit window to break up the surface, give view to other room.

ORDER OUR CONSTRUCTION PATTERN

For a complete set of construction drawings and instructions (RDC 100), send $1 to American Home, Dept. RDC, P.O. Box 76, New York, N.Y. 10046. New York State residents please add sales tax. (Sorry, we are unable to handle Canadian, foreign, or C.O.D. orders.) Please indicate your zip code number.



Multicolored plans below show various components of our kitchen. Basic kitchen area (orange) is complete with bake center, cooking and food-preparation area, cleanup center, salad and sandwich area grouped around a space-saving freestanding range, dishwasher, and refrigerator. Next plan, a second kitchen made up of dining and auxiliary cooking area (dark green), portable appliance center (light green), a pantry storage wall (dark blue), and refreshment center (light blue).

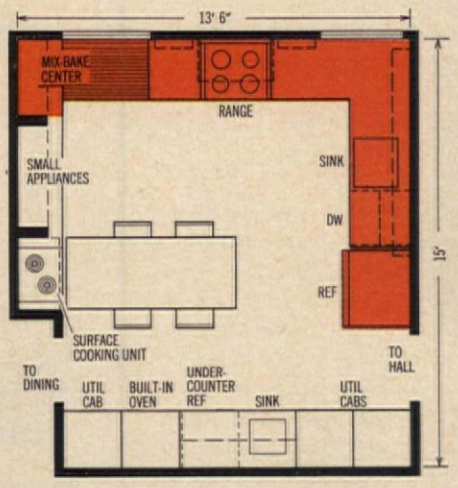

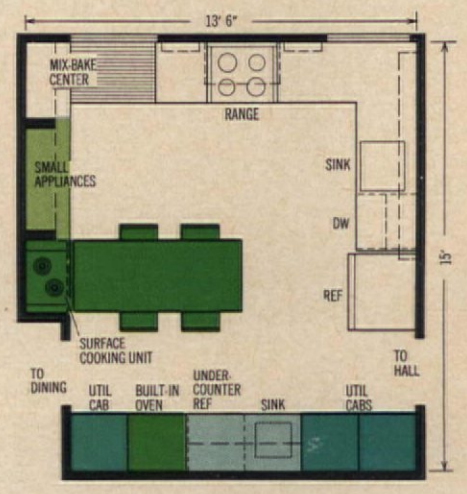

Top picture (opposite page) shows how separate areas work together. Here you see the dining table, portable appliance area, and the mix-bake center of the basic kitchen. The shelf storage units and 30-inch-high counter of mixing center are repeated in the appliance and dining area. Convenience outlets abound.

Pantry wall (opposite, bottom) handles bulk of storage problems. Cabinets are laminated plastic, Barnwood pattern. Foods, linens, and china are within easy reach from both kitchen and dining room.

Planned open-shelf storage is our key to kitchen organization. Pictures on this page show what we mean. There are fat, squatty cubbyholes for salad bowls, slotted shelves for food wraps, long and narrow ones with plenty of head space for trays, spacious caverns for large casseroles.

Other features too good to miss: shelves and lights where they are needed; no-clutter counters with skillets, knives, spices, mixing utensils hung on walls; practical materials such as laminated plastic used throughout, vinyl flooring, laminated fabric window shades; luminescent ceiling panels; ventilating hoods for both cooking areas.

ORGANIZATION IN THE KITCHEN

This kitchen, designed by *American Home* editors, is full of organization ideas any one of which would make your kitchen work and work better. Actually it's two kitchens in one, with the "second" kitchen made up of unusual features planned totally to utilize space. The ideas are here—to copy, adapt, or reproduce in whole or part. We start off with a basic L-shape (it's orange in our plan). Everything's there for a really good kitchen. Then we add a dining table with an auxiliary surface cooking unit adjacent to it—plus a built-in oven directly opposite. We color this area dark green. Take a look at our spot for portable appliances (light green). You can use them, enjoy them, and then store them! Even large bulky ones, usually stored in a forgettable place, fit here. Our pantry storage wall (dark blue) provides total storage in one small area. For a fillip, we add a refreshment center (light blue) with a second refrigerator and sink for snacks and drinks. A final bonus—we've decorated the kitchen with the functional accessories you use every day. No more fumbling through drawers when utensils sit ready for action on open shelves.

Photographer: Harry Hartman

Shopping information, page 112

Cabinets, counters, custom table and hood by Formica. All appliances by General Electric

SO YOU'RE LEARNING TO COOK

There is one recipe, which if mastered, can establish you as a masterful and artful cook. That is the versatile French omelet that can be a main dish for any meal, and with minor changes can be a dessert. When properly done it is tender, delectable. There is a trick and technique to making one and it takes study and practice to learn.

• An omelet, when perfectly done, is soft in the center and firm on the outside. Don't be discouraged if the first few you make are not perfect, for it takes practice to master the technique. It is time worth spending, however, because once you learn the simple tricks you will never forget them. Even before you crack the first egg, there are some things to learn.

• First you should select your skillet. Choose one that is rounded where the bottom and sides meet. It can be made of cast aluminum, stainless steel, or cast iron. For an omelet made with four eggs, a 10-inch skillet is best. Use a 7-inch one for an omelet of two or three eggs. An omelet of four eggs is the largest you should make. Any larger than that becomes difficult to handle and may not be as tender as it should be. Omelets take only minutes to make and you will have greater success if you make small ones, one after another, than if you try making a large one.

• The skillet must be seasoned before you use it because the eggs must be able to move freely in the pan. The pan cannot be sticky. Clean the skillet with a soapy steel-wool pad until it is bright and glistening. Wash and dry it. Pour pure vegetable oil into the skillet until it is one inch deep. Set it over medium heat and heat for 20 minutes. Pour off the oil carefully—you can use it in other cooking. Wipe the skillet with a paper towel. It is now seasoned and ready for your omelet. Some people set aside one skillet and use it for nothing but omelets so they don't have to season the pan again until it begins to stick. If, however, you use this skillet for other cooking, you will have to season it each time you want to use it for an omelet.

• Have everything you are going to need and use ready and at hand. Let the eggs stand at room temperature for an hour before you begin. If you are going to make a filled omelet, make the filling first.

• Now read the recipe and study the illustrations carefully. Be sure you understand it from beginning to end, because once you begin, everything goes quickly—it takes only about 2 minutes from start to finish—and you won't have time to stop and look at the recipes and pictures.

4 eggs
¼ teaspoon salt
Dash of pepper
1 tablespoon butter or margarine

1. Break the eggs into a bowl. Add the salt and pepper.

2. Beat the eggs briskly with a fork only until the whites and yolks are mixed. Don't beat too much. The mixture should look stringy. When you lift your fork, you'll see the eggs have actually formed a string on it.

3. Put the seasoned skillet over high heat and let it get sizzling hot.



4. Put the butter or margarine into the sizzling skillet. Spear it with a fork and stir it around quickly to coat the bottom and sides of the pan.

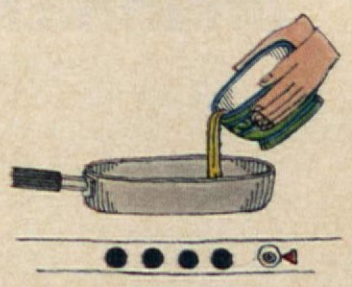

5. The butter must be hot when the eggs are added—the temperature is most important to a successful omelet. It will foam. When the foam subsides, pour in the eggs quickly. If by some mischance the butter turned brown, throw it out, wipe the skillet with a paper towel, and start again.



6. Here you must begin to work quickly. Hold the fork in your right hand and the handle of the skillet in your left. Stir the eggs rapidly in a circular motion with the flat of the fork and, at the same time, shake the pan vigorously over the heat. Stir just until the free liquid begins to set.

7. Pat the omelet with the back of the fork so it lies even in the pan. Let it stand 2 to 3 seconds.

8. Shake the pan. The omelet should move easily and freely. It is now ready for you to roll. If you plan to fill it, the filling would be added now.



9. Take the fork and start rolling the omelet gently. Lift up the side of the omelet nearest the skillet handle and fold a third of the omelet over the center. Use a delicate, light touch to keep the omelet fluffy.



10. Hold a heated serving plate in your left hand. Grasp the pan handle in your right hand, palm up. Tilt the pan over the plate and let the omelet roll out onto it. If you want your omelet to have a shiny top, rub the top with some butter or margarine. Serve at once, for omelets lose their tenderness if they are kept warm to wait. Makes 2 servings.

HERB OMELET: Add 2 tablespoons chopped parsley; 1 teaspoon chopped chives; ¼ teaspoon leaf tarragon, crumbled; and ¼ teaspoon leaf basil, crumbled, to eggs, salt, and pepper before beating them.

Day-after dinners

Soup gives a new lift to leftovers

SKILLET LUAU (made with leftover ham or chicken)

½ small green pepper, cut in strips
1 large clove garlic, minced
2 tsp. curry powder
2 tbsp. butter or margarine
1 can Campbell's Cream of Chicken Soup
⅓ to ½ cup water
1½ cups cubed cooked ham or chicken
½ cup pineapple tidbits
Cooked rice
Toasted slivered almonds

In saucepan, cook green pepper, garlic, and curry powder in butter until green pepper is tender. Stir in soup, water, ham, and pineapple. Heat; stir now and then. Serve with rice; garnish with toasted slivered almonds. Makes 4 fabulous servings.

PINWHEEL CASSEROLE (made with leftover lamb, pork or veal)

1½ cups cubed cooked lamb, pork or veal
¼ tsp. oregano, crushed
2 tbsp. butter or margarine
1 can Campbell's Golden Mushroom Soup
¼ cup water
½ cup chopped canned tomatoes
1 cup cooked cut green beans
1 cup biscuit mix
⅓ cup milk
2 tbsp. grated Parmesan cheese

In saucepan, brown meat, oregano in butter. Add next 4 ingredients. Pour into 1½-quart casserole. Bake at 450°F. 10 minutes. Meanwhile, combine biscuit mix, milk as package directs. Roll into 8" square; top with cheese. Roll up jelly-roll fashion; cut into 8 slices. Place around casserole edge. Bake 15 minutes. 4 servings.

MAN-STYLE MEAT & POTATOES (made with leftover beef)

1½ cups cooked beef cut into thin strips
½ cup thinly sliced onion
2 tbsp. butter or margarine
1 can Campbell's Cream of Celery Soup
⅓ cup milk
1 cup (4 ounces) shredded Cheddar cheese
Generous dash pepper
3 cups sliced cooked potatoes

In saucepan, brown beef and cook onion in butter until onion is tender. Blend in soup, milk, ¾ cup cheese, and pepper. In 1½-quart casserole, arrange alternate layers of potatoes, meat, onion, and sauce. Sprinkle with remaining cheese and paprika. Bake at 375°F. for 30 minutes uncovered. 4 servings.

You always cook better with Campbell's

Exciting Cookbook Offer! For 608 quick and delicious recipes get "Cooking With Soup," Campbell's 200-page cookbook. Just send 50¢ to: COOKBOOK, Box 510, Maple Plain, Minn. 55359. Offer may be withdrawn at any time. Void if prohibited or restricted by law.

BRIGHT IDEAS TO STRETCH SPACE

Here are little storage tricks that are inexpensive, remodeling tips for the energetic organizer, and a miscellany of general space-saving ideas. Some are decorative, some are behind closed doors—all are useful. So look below for a change of space.

Low on drawer space? Take the kitchen utensils you use at the cook top and arrange them, bouquet style, in a handsome pitcher, canister, or wooden bucket, and set them next to the range. Use wall space by installing pegboard near your food-preparation area—hang gadgets, strainers, a chopping block on the pegs. Use perforated hardboard elsewhere too.

Cut counter clutter with a new four-in-one plastic turntable canister. (See our kitchen on page 72 for more ideas.)

Reorganize your over-refrigerator cabinet for storage of bulky kitchen items such as large platters, deep bowls, huge baskets (items not in use every day).

- Other equipment space savers are the combination portable appliances such as a can opener-ice crusher; blenders with juicer, ice crusher, mixer attachments, mixers with meat grinder, juicer attachments.

Line cabinet tops with shelf liner and place bowls, trays, and other kitchenware on top in a decorative arrangement. Or, if you're more ambitious, enclose the space over cabinets for "dead" storage of items you seldom use.

To free bedroom floor, use headboard storage units instead of nightstands. Desk with a mirror hung behind it doubles as dressing table.

Furniture manufacturers produce storage pieces that bunch: line up horizontally, stack vertically. Panel a room with storage!

Since boats spend most nice days on the water, design your boat storage area to double as a terrace. Dress it up with a flagstone floor, plantings, and even a roof and screens.

If the space under your stairs looks like our drawing below, you could use built-in storage shelves. Or, enclose it—creating closet for bulky items.

Reorganize closets by raising pole from conventional height, adding another, for two tiers.

Drawer units at bottom of closet make efficient use of air space between clothes and floor.

For kids of all ages, create a mud room or area. All you need is a carefree floor and room for a low, slatted shelf and hooks. Boots, packages go on shelf, coats are hung on the hooks.

Use basement joists for lumber storage, suitcases.

In cleaning-supply closet: use hooks or pegs on walls for hanging equipment and supplies such as tools, brushes, small cleaners, a broom, vacuum cleaner hose.



The pockets of a shoe bag can be used for cleaning products, cloths.

Install a laundry shelf above your washer and dryer. On it put apothecary jars (or other decorative containers filled with soap, bleach, softener; hang tags from special-care clothing.

Attach tiny straw baskets to inside of kitchen closet doors for envelope mixes, small cans of snacks.

For more efficient storage of dishes, etc., you can inexpensively organize cabinets with wire racks, lazy Susans, step shelves, hooks.

Stack several plastic vegetable bins in bathroom. They'll hold soap, sponges, etc.

Replace medicine chest with larger, surface-mounted unit.

Need more space for towels? Install a series of towel bars on the bathroom door. There'll be room for family, guest towels.

Back-of-the-door shelves are good space organizers. A spice rack, too, hung on the bathroom or linen closet door can hold shampoos and toiletries. (continued)

A room that is really yours.
A bedroom sanctuary that's more than just a place you sleep.
You can have it simply by adding to your home with Western Wood.

A master suite this elegant doesn't need to be expensive, because economical Western Wood gives any room extra richness and warmth. If you go for the graceful feel of traditional, you can dress it up with mouldings, handsome shelving, paneling and louvered wood doors opening onto your private outdoor sitting room.

Added space like this frees other rooms in your home for new uses. For instance, your old master bedroom can become a family room . . . a den . . . or provide more privacy for growing children. And, of course, you can build on rooms for those uses too!

There are lots of ways to add a room to every house. We have asked five architects and designers around the country to show you how. Each has designed a different room in a different style. All are presented in a new 16-page, full-color booklet just published.

Your retail lumberman or contractor may have this booklet for you, or you can send us the coupon and 10¢ and we'll send one to you. Then you'll find how to add a great new room to your life.

Add a great room to your life.

Western Wood does it beautifully.

Western Wood Products Association
Dept. AH-967, Yeon Building, Portland, Oregon 97204
Please send me your book on adding rooms. Enclosed is 10c.

Name _____

Address _____

City _____

State _____ Zip _____

Western Woods include: Douglas Fir, Engelmann Spruce, Idaho White Pine, Incense Cedar, Lodgepole Pine, Sugar Pine, Ponderosa Pine, Western Hemlock, Western Larch, Western Red Cedar, White Fir.

One of a series presented by members of the Forest Products Promotion Council.



Now Possible To Shrink Hemorrhoids

And Promptly Stop Itching, Relieve Pain In Most Cases.

Science has found a medication with the ability, in most cases—to stop burning itch, relieve pain and actually shrink hemorrhoids.

In case after case doctors proved, while gently relieving pain and itching, actual reduction (shrinkage) took place.

The answer is *Preparation H®*—there is no other formula like it for hemorrhoids. Preparation H also soothes inflamed, irritated tissues and helps prevent further infection. In ointment or suppository form.

LOOK
for the special
AMERICAN HOME
ORDER CARD
bound between pages 54 and 55 in this issue



free booklets

IS YOUR CHILD READY FOR PIANO? Why should a girl take lessons; why should a boy? What should you know before purchasing a piano?

These free booklets answer your questions about piano for your child.

Send the coupon to Everett Piano Company, South Haven, Michigan 49090. Dept. T-8109.

Please send my free copy of
☐ "She Shall Have Music Wherever She Goes"
☐ "He Shall Have Music Wherever He Goes"
☐ Both Ages of children_____
Name_____
Address_____
City_____State_____Zip____

EVERETT
The small piano with the tone beauty of a grand

Install open shelves in the children's room or build in a bench with hinged top along entire wall. Both ideas are great for getting toys out of the way in a hurry.

Make use of awkward spaces with built-in wall units. In the bedroom these can be especially designed for specific items—shirts, sweaters, lingerie, gloves, scarves.

Use silverware dividers to hold miscellaneous items such as cosmetics, desk supplies, toiletries, tools, and spices.

Enclose bottom of workbench for tool storage. Store nails, screws, etc., in plastic ice-cube tray.

Don't forget the window seat or flat-top trunk as a storage and seating unit.

Stack see-through boxes on closet shelves, you'll save time locating stored items.

Portable TV stand doubles as serving cart.



A magnetic knife rack takes a minimum of space, stores knives safely and conveniently. There are magnetic hooks for other kitchen utensils, too, as well as wall-mounted dispensers and appliances (electric knives, can openers, etc.).

In the market for a portable or convertible dishwasher? Look for one with a chopping-block top . . . it's an extra work surface.

The creative seamstress may find the standard sewing box too small. If so, an overnight case with a top tray is a good idea. Needles, buttons, thread go in tray; scissors, tracing materials in the bottom.

A good idea for patterns and materials that you're working on is a painted straw basket next to your sewing machine.

Foldaway desks, ironing boards, and telephone caddies save space, speed work.

Use open shelves in bedroom for convenient storage of jewelry, hats, sweaters, shirts—the things you use every day.

Use drop-leaf table attached to wall or closet door for desk or table.

Wallpaper can be a space maker. Choose patterns that lead the eye beyond the wall, such as a scenic design. Color-related rooms and single patterns for walls, draperies, upholstery also open up space.

Replace bulky bedroom furniture with a continuous row of built-in drawers. A vanity can be built with a tilt-top surface (with mirror under it) instead of a cosmetic counter.

An inexpensive remodeling job: drop ceiling above recessed shower or tub; tile underside and build storage space above.

Under-sink cabinet in the bathroom can house built-in bins for laundry, wastebasket, toilet tissue, cleaning supplies. You'll find it makes the floor easier to clean too.

Use small chests and cabinets as end tables and coffee tables; or, look for coffee tables that provide storage. More space savers: storage hassocks, coffee tables that rise to full table height and other convertible furniture pieces.

Free the basement of bikes, wagons, and sleds with a combination play-storage house.

To open up a confined room, hang large mirrors on the walls, use plenty of artificial illumination. Avoid cluttered decor. Often, light paint colors will also create space visually.

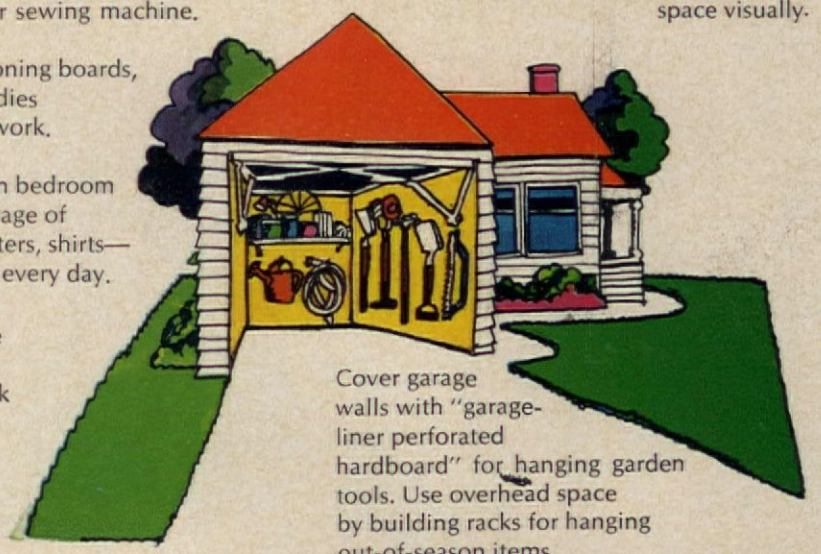

Cover garage walls with "garage-liner perforated hardboard" for hanging garden tools. Use overhead space by building racks for hanging out-of-season items.

Artist: Kit Hinrichs

This is a sleeping room...

(lift flap quietly)

NEW CALKS SEAL YOUR HOUSE PERMANENTLY

By MERLE E. DOWD

Calking is that sticky, flexible stuff that seals joints inside and outside your house. Whether a joint is between dissimilar materials (stone fireplace and wood siding, bathtub and tile) or in an exposed location, calking closes the gap. Wind can't blow in. Water can't seep in to rot framing or loosen paint.

Old-fashioned calks that shrink excessively, harden, and crack are *out*. New synthetic calking materials last longer and simplify your job of application. Whenever possible, use them because they:

- Remain flexible. As wood shrinks, foundations settle, or temperatures change, your house expands or shrinks. So, calking must stretch, compress, and stretch again. Synthetic rubber sealants retain their stretchability for years.
- Apply easily. Most synthetic calks are soft and easy to squeeze out of tube or cartridge.
- Stick tighter. Adhesion of new calks to glass, concrete, metal, and wood beats anything that was previously available.
- Shrink little, if at all, during curing. Materials like silicone and polysulfide rubber cure without releasing solvent, therefore, don't shrink and pull back from joint edges.
- Include specific design features. Most synthetic calks resist the deteriorating effects of ultraviolet radiation, retain their adhesion over a broad temperature range, are unaffected by alkalinity from concrete or mortar, and retain their bond and flexibility in contact with porous materials. For best results it is sometimes necessary to prime before sealing. This will be indicated on the sealant label.

Synthetic calks cost three to five times as much as the old-fashioned oil-base calks. But savings in reapplication time, long life, and unmatched performance of the new calks offset the difference in cost.

WHERE TO USE NEW CALKS

- Synthetic polysulfide rubber calks were originally designed for sealing metal to glass in the curtain walls of modern office and industrial buildings and for bedding and calking boats. You can use it effectively to seal glass to wood or metal frames where weather exposure is extreme. Use them also in calking joints between dissimilar materials, such as between wood siding and a stone or brick fireplace; between asbestos cement board and wood; between metal frames and wood siding; and between cement walks, decks, or porches where they join the wood structure of your house. They also seal the joints in wood gutters, between tile and concrete in swimming pools, and between sinks and counter tops in kitchen or bath.

Some surfaces on which polysulfide rubber should not be used would include those impregnated with oil or any kind of asphalt. Adhesion to many surfaces is improved by using a primer (consult label directions).

A good use for silicone sealant is for calking the joint between bathroom tile and tub or shower base. The white, rubbery surface remains clean and adhesion to porcelain and tile is excellent. Clear silicones are also useful for sealing around windows and between stone and wood. Aluminum-colored silicone sealants are good for sealing slip-joint aluminum gutters, heating ducts, and other metal-to-metal joints. One thing to remember about silicones—they cannot be painted over, although they stick tightly to cured paint surfaces. So Clean tools with methyl ethyl ketone or a chlorinated solvent (available from calking dealer) before calk cures, otherwise you'll have to carve it off with a razor blade.

- Silicone rubber calks generally can be expected to last about 20 to 30 years, although this might turn out to be a conservative estimate. They are practically indestructible in either interior or exterior applications.

finish painting before sealing joints.

Use silicone calking as a waterproof adhesive for applying canvas, leather, rubber, or plastic to wood or metal. Silicone permanently beds and seals flashing and rubber strips around auto windows, plastic skylights, ventilators, and openings around outside water faucets and light fixtures. Clean tools with xylene or toluene solvents.

- Latex calks are readily available and easy to use around tubs and showers, but do not retain the flexibility inherent in silicone or polysulfide calks. They can be painted over. Latex calks cost less than either of the rubber calks, so if exposure is not extreme and maximum flexibility is not required, latex calks may fill the bill at less cost. Tools can be cleaned with water. Shrinkage is moderate, about 5 to 10 percent, and adhesion is good. Latex calks are particularly good for sealing cracks in tile, plaster, and plastic. Use it also to fill nail holes before painting.
- Butyl rubber calks are a much improved replacement for oil-base calks for general use, but are less resistant to weather and aging than either the polysulfide or silicone rubber calks. Butyl rubber calks cure by releasing solvent, and shrinkage ranges from 10 to 30 percent. Life expectancy is about five times that of oil-base calk in similar applications. Butyl is considerably less expensive than the higher performance polysulfide or silicone calks. Clean tools with mineral spirits or naphtha. Butyl calks can also be painted over, but some brands are available precolored.

HOW TO USE

Like any high-performance product, synthetic rubber or other calks must be applied correctly. Some points to remember are:

- Use seams at least ¼ inch wide to provide enough material for flexibility. A square cross-section seam between joints works best for polysulfide and silicone rubber. Around fixed windows, for example, trim out extra material for a ¼ by ¼ inch space to be filled. Fill deep seams with closed-cell vinyl sponge to save on calk and retain square cross-section. Where joint sealing is critical, leave a wide space rather than a tight joint.

Such seams limit unit stress on the sealant during stretching or compressing. For example, a polysulfide rubber joint ¼ inch wide can

(continued)

SEPTIC TANK–CESSPOOL OWNERS...

Before Trouble Starts- use RID-X®

IT CAN SAVE YOU HUNDREDS OF DOLLARS!

Whether your home is old or new, you can have a costly, messy back-up in your septic tank or cesspool. So before trouble starts, use RID-X...it works to prevent messy back-ups and foul odors... acts to keep your sewage system working smoothly and trouble-free. Yes, RID-X can save you HUNDREDS of dollars on digging, pumping, landscaping!

EASY TO USE! SAFE! Just pour RID-X in toilet bowl and flush. That's all. RID-X can't harm porcelain, metal pipes, fittings. *Before trouble starts*, use RID-X...it can save you hundreds of dollars!

ANOTHER FAMOUS PRODUCT OF THE d-CON COMPANY, INC.

New!

ILLUSTRATED BOOKLET!

16 Fact-Filled Pages on Care and Maintenance of Septic Tanks and Cesspools. Send 10¢ for postage, handling to:

RID-X, P. O. BOX 186 WHITE PLAINS, N.Y.

THE BOLD LOOK

KOHLER'S BOLD LOOK STARTS WITH
AVOCADO, THE "GO-WITH" COLOR

(kitchens, too!)

A bold new play of color for bathrooms and kitchens! Avocado fixtures go beautifully with any background—the more so with bold room accents to set off their timeless warmth. Add the crowning touch of new Flair fittings with the golden look: amber acrylic on polished brass. Bring Avocado into your kitchen, too, with Kohler's spacious new self-rimming sink, the Lakefield. Avocado! Want more information? Send 10¢ for our new brochure. Kohler Co., Kohler, Wis., Dept. AH-97.

KOHLER OF KOHLER

the Bold Look for '67/Kohler Co., Kohler, Wisconsin

stretch up to ¾ inch, but a 1/16 inch seam could stretch only up to 3/16 inch. Similar flexibility is needed for compression.

• Clean all surfaces before application. Sloppy cleaning can ruin the whole job. Obviously, any loose dirt, sawdust, chalky stone, or scaly concrete will prevent good adhesion. Also, any oil, such as the residue from weatherproofing penetrants, old oil-base calk, or roofing materials will prevent a good bond. Cleaning out an extra-wide seam around windows cuts away any contaminated surface area to solid wood. With silicone sealants, paint first and allow the paint film to cure for several weeks before applying calk. When cleaning glass, scrub edges of glass with a slurry of pumice and water. Allow a thin film of pumice to dry on the glass, then wipe off with a lintless dry cloth. When sealing metal, wipe surfaces with a chlorinated solvent, methyl ethyl ketone, or a 50-50 mixture of xylene and acetone. Make sure all surfaces to be joined are bone-dry.

Some materials may have a film on the surface that must be removed if the calk is to bond tightly. Quarry tile may be coated with paraffin or a seal coat. Bricks may have been sprayed with a silicone sealer that acts as a release agent unless removed. Try the xylene-acetone cleaner or sand the surface. A light sanding with coarse sandpaper removes any powder or dirt.

• Primers are seldom necessary except where exposure is extreme. One case is the joints in wood gutters where water may sit for several days. A special primer, developed originally for use in below-water boat planking, can be applied to wood gutter edges before sealing with polysulfide rubber. Performance of a sealant on copper or aluminum may be improved with a primer, and unusually porous stone may be treated with a penetrating primer before applying a synthetic rubber sealant. Check package directions carefully.

Prepare for cleanup before squeezing sealant into prepared seams. Some of the soft, squishy sealants are so sticky, you may spend more time cleaning areas alongside seams than you do calking. Here, masking tape simplifies the job.

Protect your hands too. Before starting, coat hands with several layers of soapy paste and allow to dry. When finished, sealant comes off easily with the soap layer.

• Follow package directions.

WHERE TO GET MATERIALS

All of the noted materials are available in squeeze tubes at most hardware stores. When packaged this way, they are often labeled according to use (i.e.: silicone materials might be seen as "aquarium sealant" or "bathtub calk"). The smaller print will identify the base compound. For cartridge sizes, look in the classified section of your telephone directory under "Calks" or "Calking Compounds" or "Calking Equipment." Under these headings you'll find manufacturers, distributors and dealers specializing in the compounds we've been discussing.

Whether you are a do-it-yourselfer, or prefer to have a contractor apply calking materials for you, using one of the new generation of compounds will give a better, longer-lasting job.

HOW TO CARE FOR WOOD FLOORS

Just as the wood exterior of your house needs a coat of paint or varnish for weather-and-wear protection, your wood floors need protection from dirt, traffic, and spills.

Though wood floors are initially protected (or sealed) with varnish, shellac, lacquer, or penetrating wood sealer, regular maintenance with wax is still a must. Proper waxing not only helps protect the wood, but also brings out the vitality of the wood.

Following are some pointers on how to keep your floors in top-notch condition.

WHAT TO USE

Always use a wax or polish that is solvent based. Never use water or a water-based wax. Water, used frequently, will darken the wood, warp the strips, and, in the case of parquet floors, may cause the blocks to loosen.

Solvent-based waxes may be one of three kinds: paste, liquid buffing, or liquid self-polishing.

If your floors are worn, improperly sealed, or need maximum protection for other reasons, a paste wax is recommended. It is the most concentrated of the three kinds of waxes, and therefore gives the greatest amount of protection. It is also the hardest of the three to work with. It should be applied in a thin layer and thoroughly polished to a hard, bright finish after it dries.

Liquid buffing wax, like a paste wax, must be buffed to bring up a shine. However, it is easier to apply than paste wax and it does a more thorough cleaning job because it has more liquid cleaning solvent.

Liquid self-polishing wax for wood floors dries to a bright shine so does not need buffing. It also cleans the floor because it is solvent based. Make sure that the label indicates it is for wood floors, as there are many water-based self-polishing waxes also sold for resilient floorings.

HOW TO USE IT

Always apply any kind of wax in a thin coat. If you want a heavier layer of wax, apply two thin coats. A single heavy coat is what causes many slippery floors.

When using a liquid wax for cleaning the floor, follow this method: Pour a small amount on the floor; spread with a soft cloth then wipe up, turning the cloth as you do so, to remove the cleaning solution with the dirt. Let the floor dry thoroughly, then buff if needed.

The easiest way of buffing floors is with an automatic floor polisher, particularly if you have a large span of floors. An automatic polisher is also important for safe floors, since insufficient buffing is another cause of slippery surfaces.

Properly waxed, floors will not have to be rewaxed more than four or five times a year, with the exception of occasional touchups in heavy traffic areas. Between waxings, keep floors gleaming by vacuuming frequently or wiping with a dry mop; and buffing to bring up the sheen.

SPOT AND STAINS

To remove light spots caused by food spills, etc., rub with a damp cloth, dry, and rewax that area.

Harder-to-remove stains such as water and ink spots, dog and cat accidents, may have to be treated by rubbing with fine "OO" steel wool and rewaxing.

Exceptionally dirty floors that have not been cared for properly may need more cleaning solution than is in the liquid buffing or self-polishing waxes. If so, try one of the wood-floor cleaners which have an even higher percentage of solvent. Finish by polishing with a regular floor wax.

If the floors are still not clean, they will probably need to be sanded and resealed professionally.

FREE! Your choice of a colorful ANIMAL BABY BANK

...when you buy any GENERAL ELECTRIC Heat'n Serve Baby Dish.

All new mothers want General Electric's Heat 'n Serve Baby Dish, Feeding and Training Set. It's the complete baby server. Each set includes the following:

- 3-compartment dish automatically heats food...keeps it warm through feeding. Signal light shows when food is ready.
- Sturdy melamine food compartment. Suction bottom prevents spills. Immersible.
- Separate cold food tray. Two Oneida stainless steel spoons: One for feeding, one for training.
- Training cup has removable top with perforated mouthpiece.

Here's all you do for your FREE animal baby bank! Purchase any General Electric Baby Dish by October 31, 1967. Then, fill in the coupon and mail to General Electric with the cover of Use and Care Book. We will send your choice of the animal baby bank. (Colors may vary from those shown.)

General Electric Company, Housewares Division, Bridgeport, Conn. 06602

Progress Is Our Most Important Product

GENERAL ELECTRIC

USE THIS COUPON FOR YOUR FREE BABY BANK!

General Electric Baby Dish—Baby Bank Offer, Dept. AH
P. O. Box 7400
Bridgeport, Connecticut 06602

I enclose front cover of Use and Care Book from GE Baby Dish. Please send bank (cat)___ (hippopotamus)___ (elephant)___ (pig)___ (check one).

Name_____
(Please print clearly)

Address_____

City_____ **State**_____ **Zip**_____

Note: Offer expires October 31, 1967 ***Limit: one bank to family***



WHAT TO LOOK FOR IN A RANGE

By Virginia T. Habeeb

Artist: Isadore Seltzer

Today's ranges come with a host of convenience features and intriguing gadgets; a wide assortment of shapes, sizes, and styles; and in a kaleidoscope of colors. Choosing just one—the right one for you, your kitchen, and your family's eating habits can be a real time of decision making. How to choose? By shopping wisely, you'll base your final selection on a combination of these three factors: how well it cooks, how easily it cleans, and styling and size. To help you get a head start before you go out to shop, read over some of the major features you'll find in each of these three categories and check the ones you are interested in. Take the list with you when you go shopping.

COOKING FEATURES

☐ **Flexible surface cooking**
Surface controls that feature a wide variety of heat selections for good cooking control. Burners and units that adjust to pan size.

☐ **Low temperature, keep-warm oven control**
Keeps the food just warm until you're ready to serve, also defrosts foods and warms dinner plates.

☐ **Meat probe**
Registers the internal temperature of the meat, signals you, and turns the oven off when it's done. An automatic probe will turn the oven to keep-warm when meat is done and hold it at the degree of doneness you want until serving time.

☐ **Programmed oven controls**
A clock timer automatically turns the oven on, cooks the food, then turns the oven to keep-warm. There are also simpler clock timers that turn the oven on and off.

☐ **Automatic surface controls**
A thermostat for a surface unit or burner that lets you cook at a controlled temperature setting just like your oven or automatic skillet—makes every pan automatic.

☐ **Automatic ignition in gas ranges**
Ovens (and some surface units too) are electronically or mechanically lighted. No pilot lights are needed!

☐ **Infrared broiler burners**
Ceramic burner heads that assure fast, even broiling.

☐ **Variable broiling temperatures**
Give low broiling temperatures for those foods that require longer cooking and slower browning.

☐ **Specialized cooking features**
There are also many specialized cooking features—varying with models and makes—that include rotisseries, deep-well cooker, built-in surface griddles and grills, special built-in ventilating features, electronic (or microwave) cooking, speed-broiling, ovens that tenderize meats, ovens that cook with retained heat, remote control switches for built-ins, oven lights and window doors, other specialties too numerous to list. These may intrigue you, but before you decide any one is a must for you, be sure you will really use it, that the convenience it brings is worth any extra effort it may incur; that a demonstration, where possible, proves it effective.

CLEANING FEATURES

☐ **Self-cleaning oven**
A major breakthrough in cleaning convenience. Costs only about $50 to $75 more (as low as 7c to 9c per cleaning). Oven cleans itself when controls are set.

☐ **Removable control knobs**

☐ **Surface units or burners that are removable or lift or twist up**

☐ **Minimum of grease-collecting buttons**

☐ **Removable oven door and liners**

☐ **Special cleaning features**
Lift-up top, raised edges to catch spills, seamless top, Teflon-coated or chrome oven liners (for non-self-cleaning ovens).

STYLING AND SIZE

☐ **Two-oven, eye-level model**
24", 30", 36" wide; has two ovens, one above the cook top and one below—lots of cooking area in little space.

☐ **Conventional freestanding model**
20", 30", 36", and 40" wide. A cook top with one large or two medium (in wider models) ovens below.

☐ **Stack-on model**
A cook top with one or two ovens above, at eye level. Gives a bonus of extra base cabinet storage.

☐ **Built-in units**
Surface cook top and one or two ovens that are actually built into counter top and cabinet or wall area. May be placed near to one another or separated. A styling bonus, but takes up extra space.

☐ **Drop-in, slide-in, or set-in models**
Conventional in appearance, freestanding in style, actually fits between cabinets. Gives a sleek, built-in look.

☐ **Colors, trims, fashions**
You can have bright mod-colored models, fashionable avocado or copper tone, pretty pastels, brushed chrome, sophisticated white-on-white, or conventional white. Wood-grain and chrome trim can be as fancy or simple as you prefer, to match decors such as French Provincial, Colonial, Spanish, and modern.

We hope we've given you a good head start toward your range shopping. We'd like to add these few tips to keep in mind after your selection is made:

Have your range installed properly. Be sure gas burners are adjusted for maximum cookability; have the serviceman check to see that the thermostats are properly adjusted, electric range has correct circuit.

Read the guarantee; send in the warranty card; and be sure you have the name of the recommended servicing agent. Lastly—read the instruction book!

It is important that you buy quality in anything you purchase. Buy a brand name from a reputable dealer who promises service. A good range costs as low as $135 to $150 (these models have a very minimum of special cooking and cleaning features) to around $600 (for models that incorporate a maximum of cleaning and cooking features), and even as high as over $900 (for ranges incorporating microwave cooking). Many manufacturers can offer you a good variety of the features listed above. As noted, not all of their models will have all of the features—as the price increases, the features increase also. These are the manufacturers who've sent us a listing of their latest features. Admiral, AMC, Brown, Caloric, Chambers, Crown, Enterprise, Frigidaire, Gaffers & Sattler, General Electric, Gibson, Glenwood, Hardwick, Hotpoint, Jenn-Air, Kelvinator, Kenmore, Magic Chef, Modern Maid, Norge, Nutone, O'Keefe & Merritt, Penncrest, Philco-Ford, Roper, Tappan, Thermador, Vesta, Wards Signature, Waste King Universal, Wedgewood, Welbilt, Westinghouse, Whirlpool.

Bayer works wonders

Who enjoyed the sale more? You or your customers? That headache could have ruined it, but two Bayer® tablets were all you needed.

Bayer, you see, is 100% aspirin. And aspirin is the strongest pain reliever you can buy.

BAYER
ASPIRIN
FAST PAIN RELIEF
Genuine

Want to make a grand entrance? Put in a new Armstrong vinyl floor.

The Coronelle® Collection, by Armstrong.

The Spanish tile floor you see in this entrance hall isn't Spanish tile at all. It's sheet vinyl—Armstrong Vinyl Corlon®. It's one of an exciting, new collection of patterned floors that look like the real thing—The Coronelle Collection.

Each Coronelle Vinyl Corlon floor is beautifully textured and colored like the original—Spanish tile, brick, slate, or a brick-and-wood combination. So you get all the beauty of the real thing along with all the advantages of vinyl.

The new Armstrong Time Payment Plan makes it easier than ever to own an Armstrong floor. Ask your Armstrong retailer for details. He's listed in the Yellow Pages under "Floors." And to make sure you're getting an Armstrong floor, look for the Armstrong name.

Free: 24-page color booklet of decorating ideas. Write to Armstrong, 6709 Pine Street, Lancaster, Pa. 17604.

The floors for the active rooms: vinyl floors by

Armstrong

The Working Wife

(continued from page 45)

orbit their money monthly:

Rent for an eight-room apartment in Manhattan's East nineties takes $400 monthly. Another $483 monthly goes for food, utilities, and operating the household, including part-time help without which Eleanora could not work. The cost of clothes for all averages $122.50 a month. Payments on their mortgage, insurance, and local taxes on the Connecticut summer home take $142.50 a month, and $76 is paid out for Social Security, life and health insurance. Some $480.25 is absorbed by such items as school tuition, summer day camp, medical and dental expenses, car rental, and charitable contributions, almost all bills that Eleanora foots. This leaves only $27.50 that the Bs can't quite account for. Since only slightly more than a third of their income, Tom's salary, comes in regular installments, they have found it best to budget on an annual basis letting their bank account do the bookkeeping.

SEPARATE BANK ACCOUNTS

When Eleanora retired from her stint on a daily newspaper and earned her first free-lance paycheck, Tom insisted that it be deposited in the personal checking account she had kept after marriage and into which she deposited the unfrittered portion of her salary, plus dividends from a family trust which pays her some $2800 a year. Tom kept his own personal checking account and opened one in which he monthly deposits rent and household money. With the purchase of the country home, a second joint household account was opened. When Tom began seriously to trade in the stock market, he opened still another account. Throughout the year he deposits the money in this account that he will need in order to pay capital gains taxes. And each child has a savings account.

"Wonder how many plain families operate seven bank accounts?" he recently asked.

REAL ESTATE INVESTMENT

Plain families don't operate two homes. Yet, Eleanora and Tom do not view their apartment as an extravagance and the house they say is the cornerstone of an intricately engineered savings program, one which could not have been achieved as quickly without Eleanora's income.

For the first five years that they owned the country house, they rented it out nine months of the year. Rental income paid all the expenses and created a small surplus. The house gave them other advantages. It lowered their taxes, provided "free" vacations, gave them the equity for the down payment on 30 acres of raw land which they are now buying.

"We are reasonably confident," Eleanora explains "that when the time comes we will be able to meet college and retirement costs out of the sale of either the land or the house or both and still have a tidy sum to pass on to our children."

If anyone wished to call Eleanora and Tom speculators, they would have a point. "When you leave your money lying around and not working," Tom counters, "you are speculating too—speculating that it will not lose its buying power."

Eleanora could not find justification in her work if she were not contributing to both her family's present and future. Yet, Tom insists that they live their financial lives on a fifty-fifty basis with the necessary expenses his responsibility. He pays the rent, insurance, two thirds of the household expense, half of the cost of the summer home, plus some medical expense. Each pays his proportionate share of taxes.

Think about what the Bs are doing with their money and you will realize that they have a well-designed plan to meet head-on what they consider a certainty—continued inflation.

Risky? To a certain extent. If something happened to Tom, Eleanora could count on her earnings and dividend income to supplement the $15,000 of life insurance she would get. She might realize $38,000 from the sale of the house although she might keep it to live in year round, thus eliminating rent money and private-school tuition. She would receive Social Security and $1520 of additional income, for then, instead of trading the market, she would invest her husband's $40,000 in low-risk stocks, and could expect to earn at least 3.8 percent in dividends. And, she would have the land.

Should the stock market decline drastically, or Tom lose his job, or make some wrong moves, once again they've got the house and land to bail them out.

WORKING OUT A PLAN

As these three examples show, each two-income family works out its own plan. There are almost as many ways of managing money as of making it.

For the newlyweds, working only until she has children, living on the husband's salary, and banking the wife's is ideal. Because of the high cost of setting up households, the salaries of many working brides help pay for furniture, cars, and other big initial purchases. This is financially sound, provided none of this money goes into "living it up," since these expenditures will not be recurring expenses. Most importantly, the couple will have learned the art of living on one salary.

For the wife returning to work, or thinking about it, figure whether what you will earn makes your efforts worthwhile. Added expenses include clothes, transportation, food (both meals away from home and costly but time-saving "convenience" foods), at least part-time help if there are children. In addition, a wife's salary may take a family into a higher tax bracket that could eat up most of what she earns. For these reasons, one in three working wives works only part-time.

For the career wife "psychic income" can be a dominating factor, but usually although expenses are high, earnings are higher than what can be expected from a routine job. And the income that a career wife brings home—providing it is well managed—can make a substantial contribution to the family's annual income.

The point is that both incomes should be pooled, with no "your money-my money" distinctions. This way, comparatively high earnings bring, not domestic discord, but the kind of comfort-inspired happiness that money can buy.

This is pepperoni: Italian sausage with its own special seasonings.

The spice, tang and sizzle of pepperoni pizza,

now in a mix.

Only Chef Boy-Ar-Dee®, with his special skill and know-how, could make it.

From Chef's mix you make a crispy, one-step crust. Add Chef's brand-new pizza sauce with lively slices of pepperoni, cheese topping; bake. In minutes, a sizzling pepperoni pizza. It's one of America's favorites. **Chef Boy-Ar-Dee**

If you could put a lock on freshness, you wouldn't need Tupperware.

Got a pie that's high, wide and handsome? Then put it in Tupperware.

Because nothing locks in freshness and keeps it there like Tupperware. And Tupperware's new 9" Pie Taker (left) is tall enough to keep a cream, meringue or any sky-high pie luscious for days.

You can see it—and buy it—at a Tupperware Party. Have one before September 16, and a gleaming new Hamilton Beach Electric Combination Can Opener & Knife Sharpener may be yours. Call your Tupperware Distributor today for all the details.

Come on. Give food a fresh outlook on life. Give it Tupperware.

TUPPERWARE®

IN THE YELLOW PAGES UNDER "HOUSEWARES"

Good Housekeeping GUARANTEES
COMMENDED by PARENTS MAGAZINE
Gift offer available in U.S.A. only

LESSON NO. 2:
CLASSIC
FISH COOKERY

DELICATE FISH FILETS

By Virginia T. Habeeb

No one cooks fish the way the French do. Their gentle touch, their deft way of handling this most precious gift from the sea, has been delighting appreciative gourmets for centuries. In the second of our cooking classes, *American Home*'s master chef Jacques Jaffry shows you two ways to prepare fish filets. Usually sole is used but other flat fish can be substituted. The fish is either gently poached in white wine and served with a sauce made from the poaching liquid or is sautéed in a small amount of butter. Here Jacques shows you how to master both methods. For the elegant dishes he has created, just turn the page. More about the kinds of fish and how to buy them on page 98.

POACHING FILETS

1 *I fold the filets in half or in thirds, depending on the size of the filet. I fold with the skin side outside. Small filets may be poached flat, but you must be careful because they cook in almost no time.*



2 *Cut a circle of wax paper big enough to fit the pan and cut a small hole in the center. Lay this over the filets. It keeps evaporation to a minimum and lets the tops of the filets above the liquid poach.*



3 *I remove the filets carefully so they don't break and start the sauce. The liquid is heated rapidly until it is reduced by half to concentrate the flavor and enrich the finished sauce.*

SAUTÉING FILETS

1 *Small filets can be sautéed whole, but large ones must be cut to fit into the skillet. I cut it on the diagonal because it will look better on the plate.*

2 *I put the filet in the milk, then roll it in the flour. I shake it to remove the excess. I want it lightly but completely coated.*

3 *The fat in the skillet must be very hot and you must be careful when you place the filets so you won't be splashed and burned. Drop the filet away from you, from front to back.*



4 *When filets are golden on one side, slide a broad spatula under them and turn gently. Flip them away from you to avoid splashing.*

Food Photography: Richard Jeffery Shopping Information, page 112

Once you have mastered the arts of poaching and sautéing fish filets you are ready to create the masterpieces you see here! Starting at the far end of the table we have Sea Bass Régence. It is a work of art but surprisingly easy to do. The poached filets are layered with a mushroom stuffing and then covered with pastry and baked to a golden brown. For Filets Sauté Véronique, the filets are dipped in milk and flour and cooked until golden brown. Sprinkled with parsley and lemon juice, they are garnished with white grapes. Filet of Sole Bonne Femme is a classic dish, its creamy white sauce made with the poaching liquid. For Turban of Filet of Sole Americaine, the filets are filled with cooked rice and poached in a mold. The sauce in the center is sautéed shrimp flavored with brandy, wine, tomatoes, tarragon, and parsley. These and other fish recipes begin on page 98.

FISH AT ITS ELEGANT BEST

Summer may soon be coming to a close but how thankful you can be for that bountiful harvest of gleaming, tender, crisp, sun dappled, fresh, garden vegetables. Please treat them with tender loving care! Our rule of thumb is never to overcook these gifts from nature. Never let their colors fade nor their vitamin-rich goodness disappear. And don't think that all vegetables are to be boiled. You can steam, bake, braise, fry, or broil them. Serve them with a sauce or sprinkle them with bread crumbs. On page 104 you'll find tips and recipes along with suggestions for their frozen and canned counterparts.

PLEASE HANDLE WITH CARE

Win an Appearance on the Gomer Pyle T.V. Show!

See Gomer Pyle, USMC, in Color on CBS-TV. Consult your local listing for time and station.

Enter the Cool Whip™ Contest Now.

THAT'S NOT THE ONLY PRIZE.

First Prize includes an all-expense-paid five-day trip to Hollywood for two, $500 cash, a 1968 Chevrolet Camaro Sport Coupe, a movie camera and projector. Plus an appearance on the Gomer Pyle T.V. show!
3 Second Prizes—1968 Chevrolet Camaro Sport Coupes!
3 Third Prizes—Concord Video Tape Home T.V. Systems (camera, recorder and T.V. set—retail value: $1,500)!
8 Fourth Prizes—RCA Color Television Consoles (retail value: $700)!
1,000 Fifth Prizes—Polaroid Swinger Cameras! (Only one prize per family, no substitutions.)

HERE'S HOW TO WIN.

It's easy to enter. Just send your name and address, together with the side label from a bowl of Cool Whip, or the words "Cool Whip" printed on any piece of plain white paper, to: P.O. Box 445, Bradley, Illinois 60915. Convenient entry blanks are available at your grocer's freezer. **No purchase required to enter.**

CONTEST RULES.

Sweepstakes void outside the U.S.A., in Wisconsin and wherever prohibited by law. Kansas and Missouri residents need not include side label or words "Cool Whip" with name and address. Employees of General Foods, their agents, their advertising agencies, and their immediate families are not eligible. Each entry must be mailed separately, postmarked no later than Dec. 22, 1967, and received no later than Dec. 29, 1967.

GF
GENERAL FOODS KITCHENS

THE FIRST MODERN TOPPING WITH THAT GOOD-OLD-FASHIONED TASTE

Give the United Way

Shopping Information, page 112.

What temptation! When the French pastry cart rolls your way how can you resist those beautiful heavenly goodies? Which one to choose? We suggest you don't even try to resist the irresistible. Rather create your own pastry cart right at home and sample them all! Starting at the front, a Glazed Apricot Tart—long and narrow and with a sweet pastry. Mocha Eight-Layer Cake begins with a jelly-roll recipe. The cake is cut in four squares and each quarter split to make eight layers. Next, Gâteau Breton, rich, buttery, and moist. And last is Savarin—made from a zesty yeast dough, soaked in a rum syrup and served with whipped cream. Recipes begin on page 100.

SWEETS FROM THE PASTRY CART

You have to be a kid at heart to make Sunshine cookies.

How else can you create such a creamy, delicious vanilla candy creme filling? And enjoy every lick. The Serious Sunshine Bakers whip it with pure coconut oil to a luscious creamy consistency, then sandwich just the right amount between tasty, crunchy cookies for that happy Sunshine taste.

Bite into a Sunshine Hydrox Cookie. And an Orbit. And a Vienna Finger. And a Sunshine Sugar Wafer. You'll taste what we mean.

Our bakers are serious about that happy Sunshine taste.

Delicate Fish Filets

(continued from page 91)



Artist: Max Jordan

For best results in cooking, fish must be absolutely fresh. In buying filets, look for firm meat that is elastic to the touch. If you press it, it should come back to its original shape. Fish should also be fresh smelling. Keep fresh fish refrigerated until you are ready to cook it. Plan to use it within two days if you want your fish at its tastiest.

Frozen fish is widely available and is of excellent quality. When buying, be sure it is solidly frozen. There should be no frozen liquid at the bottom of the package. If there is it is an indication that the fish has thawed and refrozen. *Frozen fish may be prepared in the same way as fresh in the recipes that follow.* It should be kept frozen until you wish to use it. Fish may be cooked while it is still frozen, but you must allow a little more cooking time. However, it is easier to handle if it is thawed. It is best to thaw it in the refrigerator. Fish that is thawed at room temperature may become soggy and shapeless.

We all know the term "filet of sole" very well. We see it on menus and in recipes. It rarely means the renowned English or Dover sole. Although some is flown to this country, it commands a high price and very little is seen in our markets. What we buy is usually gray sole or lemon sole, both members of the flounder family. The filets of other fish can be used in place of sole for poaching and sautéing in our recipes. Among those you will find in various parts of the country and can use are:

SALT-WATER FISH
- Winter flounder or black back
- Dab or yellowtail
- Summer flounder or fluke
- Haddock
- Pollock or Boston bluefish
- Ocean perch (This is a name you will find on packages of frozen filets. It is the official trade name for rosefish, redfish, red perch, and sea perch. The filets may be any of these fish.)
- Red snapper
- Striped bass
- Whiting or silver hake

FRESH-WATER FISH
- Yellow Perch
- Pike

Fish cooks quickly. Unlike other foods, fish is tender before it is cooked and cooking develops its flavor. There are two ways to tell when fish is done. If the fish flakes easily when touched with a fork, it is done. Flaking easily means that the flesh separates or falls into its natural divisions as it is touched. Test it at the thickest part, for this takes longest to cook. The other way to determine doneness is to look at the transparency or translucency of the flesh. In cooking, fish will turn opaque but still be moist. If it becomes dry or shrinks it is overcooked. Too much cooking will toughen and dry out fish and make it tasteless.

Fish at its Best

(continued from page 93)

TURBAN OF FILET OF SOLE AMÉRICAINE

1 cup raw rice
3 pounds filet of gray sole
Salt
1½ pounds shrimp
5 tablespoons butter or margarine
1 teaspoon salt
2 tablespoons chopped shallots or green onions
1 small clove of garlic, chopped
¼ cup brandy
1½ cups dry white wine
1 can (1 pound, 13 ounces) tomatoes, drained
1 teaspoon chopped tarragon
1 tablespoon chopped parsley
2 tablespoons flour
Chopped parsley

Cook rice according to package directions. Drain. Flatten filets slightly with a moistened wooden mallet or blade of a heavy kitchen knife. Season filets with salt.

Heat oven to 400° F. Butter 6-cup ring mold generously. Lay filets in mold, overlapping them and with tail ends over inner edge of mold. Line mold completely. Fill with rice, pressing down

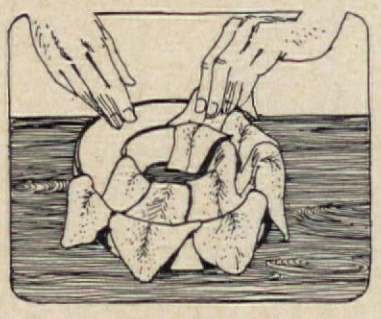

gently with spoon. Bring tail ends over rice. Cover mold with aluminum foil. Set mold in larger pan; place on oven



rack. Pour boiling water into larger pan to depth of 1 inch. Poach in oven 15 minutes.

Peel shrimp; reserve shells. Melt 4 tablespoons butter or margarine in medium-size saucepan. Sauté shrimp and shells 30 to 40 minutes or until shells turn red. Sprinkle with 1 teaspoon salt. Add shallots or green onions and garlic; cook 1 minute. Add brandy, wine, tomatoes, tarragon, and 1 tablespoon parsley. Simmer 8 to 10 minutes, depending on size of shrimp. Remove shrimp; keep warm. Blend flour and 1 tablespoon butter or margarine (beurre manie). Add beurre manie to tomato mixture in saucepan; cook 5 minutes. Correct seasoning. Strain sauce over shrimp.

When turban is done, remove from water bath. Turn upside down on serving plate. Let stand a few minutes; drain liquid that comes from turban. Lift off mold. Fill center of ring with shrimp sauce. Sprinkle shrimp with chopped parsley. Makes 8 servings.

FILET OF SOLE BONNE FEMME

½ cup (8 tablespoons) butter or margarine
2 tablespoons chopped shallots or green onions
1 pound mushrooms, sliced
3 pounds filet of sole
1½ cups dry white wine
Water
1 tablespoon lemon juice
2 tablespoons chopped parsley
1 teaspoon salt
¼ teaspoon white pepper
1½ tablespoons flour
1 cup heavy cream

Grease a 12-inch skillet with 2 tablespoons butter or margarine; sprinkle with shallots or green onions; add mushrooms. Fold filets in half or thirds; place in pan. Add wine and water to just cover filets. Add lemon juice, parsley, salt and pepper. Cover with a circle of wax paper with small hole cut in center. Bring to boiling; reduce heat; simmer 3 minutes. Remove filets to serving plate; keep warm.

Blend flour and 1 tablespoon butter or margarine (beurre manie). Reduce liquid in skillet by half. Add beurre manie, a small amount at a time, stirring until sauce is smooth. Add cream; bring to boiling; correct seasoning. Remove from heat. Add remaining butter or margarine, a little piece at a time, rotating skillet to effect a gradual melting. Pour over filets. Glaze quickly under the broiler or in a 425° F. oven. (The purpose of the glazing is to improve the appearance of the dish, and could be omitted without changing the taste in any way.) Makes 6 servings.

SEA BASS REGENCE

Pastry
1 cup sifted all-purpose flour
½ teaspoon salt
½ cup butter, margarine, or shortening
4 tablespoons cold water
Stuffing
¼ cup butter or margarine
2 tablespoons chopped shallots or green onions
10 to 12 medium-size mushrooms, finely chopped
1 teaspoon lemon juice
1 teaspoon leaf tarragon, crumbled
1 teaspoon salt
Filets
2 tablespoons butter or margarine
2 teaspoons chopped shallots or green onions
2 filets of striped bass (about 1½ pounds each)
1½ cups dry white wine
Water
1 teaspoon salt
6 peppercorns
1 egg yolk
1 tablespoon water
1 tablespoon flour
2 teaspoons butter or margarine
½ pint (1 cup) heavy cream

Prepare pastry: Sift flour and salt into bowl. Cut in butter, margarine, or shortening with pastry blender until mixture resembles cornmeal. Sprinkle cold water evenly over surface; stir with fork until all dry particles are moistened and pastry clings together. Shape into ball. Wrap in wax paper. Chill at least 2 hours.

Make stuffing: Melt butter or margarine in small skillet. Add shallots or green onions; cook 1 minute. Add mushrooms, lemon juice, tarragon, and salt. Cook over low heat 5 minutes, stirring occasionally.

Prepare filets: Grease a large skillet or shallow roasting pan with 2 tablespoons butter or margarine. Sprinkle with shallots or green onions. Place filets in pan, side by side. Add wine and enough water to just cover filets. Add salt and peppercorns. Cover with wax paper with small hole cut in center. Bring to boiling. Reduce heat; simmer 5 to 10 minutes or until filets are just tender (time will vary according to the thickness of filets). Remove filets carefully from plate; let drain. Reserve liquid in pan.



Place 1 filet in shallow, heatproof dish. Spread mushroom stuffing on filet. Place second filet on top.

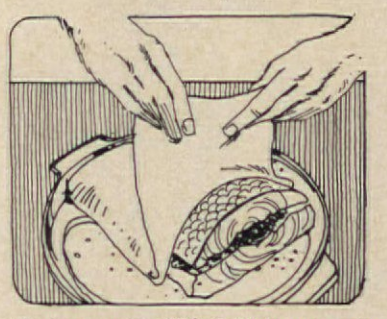

Heat oven to 400° F. Roll out pastry on lightly floured surface to ⅛-inch-thick rectangle long enough and wide enough to cover filets completely. Place over filets, tucking edge of pastry under bottom filet. Shape pastry to resemble head and tail, if desired. Beat egg yolk and water; brush over pastry. Bake 20 minutes or until golden. Remove from oven.

Blend flour and 2 teaspoons butter or margarine (beurre manie). Pour reserved liquid from poaching of filets into saucepan; reduce by half. Add beurre manie, a small amount at a time, stirring until sauce is smooth. Add cream. Correct seasoning. Serve in sauceboat with filets. Makes 6 to 8 servings.

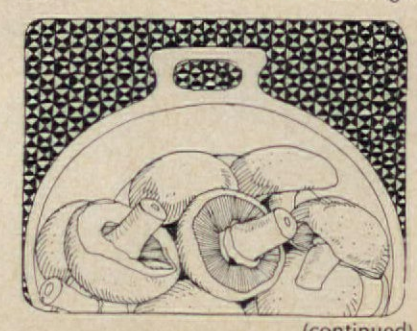

(continued)

MMMM!
...GOOD BLUEBERRY PIE YOU MADE!

UGGHH!
...AND BAD BLUEBERRY STAINS IN MY SINK!

DON'T WORRY, MRS. JONES... I'LL SHOW YOU HOW COMET'LL BLEACH OUT TOUGH FOOD STAINS... BETTER'N YOUR CLEANSER!

!?

YOU GOT BLUEBERRY STAINS MIXED WITH FOOD STAINS! DOUBLE TROUBLE! I'LL RUN SOME WATER!

WE'LL SPRINKLE ON COMET AND YOUR CLEANSER. LET 'EM WORK A BIT... NO RUBBIN'!

OTHER CLEANSER

NEW COMET

DRAIN AND RINSE! SEE, COMET BLEACHES BETTER! IT HAS *SUPER* CHLORINOL. DISINFECTS BETTER, TOO!

OTHER CLEANSER

NEW COMET

"COMET BLEACHES OUT TOUGH FOOD STAINS BETTER THAN ANY OTHER LEADING CLEANSER!"

MMMM! IT'S THE BERRY-BEST!

Josephine's household hint: Save duplicate work when cleaning your bathroom. Do the floor last, to remove splash marks left from cleaning other areas. Save duplicate work with Comet, too. It cleans, disinfects and deodorizes in one operation.

(continued)

FILETS VERDI

½ pound macaroni or shell macaroni
6 tablespoons butter or margarine
1 pint (2 cups) heavy cream
1 cup grated Swiss cheese
1 tablespoon chopped shallots or green onions
3 pounds fish filets
1½ cups dry white wine
Water
½ teaspoon salt
¼ teaspoon pepper

Cook macaroni or shells according to package directions. Drain well. Return pasta to pan; mix in 4 tablespoons butter or margarine, 1 cup cream, and ½ cup cheese. Keep warm.

Grease a 12-inch skillet with 2 tablespoons butter or margarine; sprinkle with shallots or green onions. Fold filets in half or thirds; place in pan. Add wine and water to just cover filets. Add salt and pepper. Cover with a circle of wax paper with small hole cut in center. Simmer 3 to 5 minutes. Spoon pasta into heatproof serving dish. Remove filets from skillet; arrange on pasta. Reduce liquid in skillet by half. Add remaining 1 cup cream; correct seasoning. Pour sauce over filets. Sprinkle with remaining ½ cup cheese. Glaze quickly under the broiler or in a 425° F. oven. Makes 6 servings.



FILETS FLORENTINE

2 packages (9 ounces each) frozen spinach
9 tablespoons butter or margarine
3 pounds fish filets
1 cup dry white wine
Water
1 teaspoon salt
1½ tablespoons flour
1 cup grated Swiss cheese
1 cup heavy cream

Cook spinach according to package directions. Drain well. Melt 2 tablespoons butter or margarine in saucepan; sauté spinach over low heat 5 minutes. Correct seasoning. Place spinach in center of heatproof serving dish. Keep warm.

Grease a 12-inch skillet with 2 tablespoons butter or margarine. Fold filets in half or thirds; place in pan. Add wine and water to just cover filets. Add salt. Cover with a circle of wax paper with small hole cut in center. Simmer 2 to 3 minutes. Remove filets, arrange around spinach on serving dish. Keep warm.

Blend flour and 1 tablespoon butter or margarine (beurre manie). Reduce liquid in skillet by half. Add beurre manie, a small amount at a time, stirring until sauce is smooth. Reserve 3 tablespoons cheese. Add cream and remaining cheese to sauce. Stir until cheese is melted. Remove from heat; add 4 tablespoons butter or margarine, a little piece at a time, rotating skillet to effect a gradual melting. Correct seasoning. Pour sauce over filets and spinach. Glaze quickly under the broiler or in a 425° F. oven. Makes 6 servings.



FILETS CHAUCHAT

2 pounds small potatoes
7 tablespoons butter or margarine
3 pounds fish filets
1 cup dry white wine
Water
1 teaspoon salt
1 teaspoon lemon juice
1½ tablespoons flour
1 cup grated Swiss cheese
½ pint (1 cup) heavy cream

Cook potatoes in skins in boiling, salted water until tender. Drain well. Cool 10 minutes. Pare potatoes; cut in ½-inch-thick slices. Reserve.

Grease a 12-inch skillet with 2 tablespoons butter or margarine. Fold filets in half or thirds; place in pan. Add wine and water to just cover filets. Add salt and lemon juice. Cover with a circle of wax paper with small hole cut in center. Simmer 2 to 3 minutes. Remove filets to serving dish. Surround with potato slices. Keep warm.

Blend flour and 1 tablespoon butter or margarine (beurre manie). Reduce liquid in skillet by half. Add beurre manie, a small amount at a time, stirring until sauce is smooth. Reserve 3 tablespoons cheese. Add cream and remaining cheese to sauce. Stir until cheese is melted. Remove from heat; add 4 tablespoons butter or margarine, a little piece at a time, rotating skillet to effect a gradual melting. Correct seasoning. Pour sauce over filets and potatoes. Sprinkle with reserved cheese. Glaze quickly under the broiler or in a 425° F. oven. Makes 6 servings.

FILET OF SOLE DUGLERE

2 tablespoons butter or margarine
3 tablespoons chopped onion
1 can (about 1 pound) tomatoes, drained and coarsely chopped
3 pounds filet of sole
1 cup dry white wine
1 tablespoon chopped parsley
1 teaspoon salt
¼ teaspoon pepper
½ cup heavy cream

Grease a 12-inch skillet with butter or margarine. Add onion and tomatoes. Fold filets in half or thirds; place in pan. Add wine, parsley, salt, and pepper. Cover with a circle of wax paper with small hole cut in center. Simmer 3 to 5 minutes. Remove filets to serving dish; keep warm. Reduce liquid in skillet by half. Add cream; cook 2 minutes. Correct seasoning. Pour over filets. Makes 6 servings.

FILETS SAUTÉ MEUNIÈRE

Meunière (coating with flour) is one of the best ways of preparing fish. Filets give the best results but whole fish, if small enough, may also be treated meunière. In any case, a few simple rules should be observed:

1. Fish should never be crowded in the skillet or frypan. Sauté just the amount the pan will hold at a time.

2. Butter is the normal medium in which to sauté thin filets, but for thick slices or whole fish we recommend clarified butter or oil. Because the cooking time is longer, butter will burn before fish is done and will give a bitter taste.

3. The butter or oil should always be very hot before fish is placed in the pan, then heat reduced to medium when fish has taken color.

4. Always drain the butter or oil left in the pan and replace it with fresh.

3 pounds fish filets
Milk
Flour
Butter, margarine, or pure vegetable oil
Lemon juice
Chopped parsley
6 tablespoons butter or margarine

Dip fish in milk, then in flour. Shake off excess flour. Heat enough butter, margarine, or oil in large skillet so it just covers bottom of skillet when heated. Put filets in hot fat, dropping them away from you so fat doesn't splatter. Cook until brown on bottom. Turn carefully with spatula. Cook until second side is brown and fish flakes easily when a small, thin knife is inserted in the side. Remove fish to heated serving dish. Sprinkle with lemon juice and parsley.

Pour fat or oil from skillet. Heat 6 tablespoons butter or margarine in skillet until light brown. Pour over filets. Makes 6 servings.

FILETS SAUTÉ BELLE MEUNIÈRE: Sauté filets; remove to heated serving dish; sprinkle with lemon juice and parsley. Sauté 12 medium-size mushrooms, sliced, in 6 tablespoons butter or margarine. Arrange around filets. Makes 6 servings.

FILETS SAUTÉ WITH EGGPLANT: Sauté filets; remove to heated serving dish; sprinkle with lemon juice and parsley. Peel 1 large eggplant; cut in ⅓-inch-thick slices. Sprinkle with salt and pepper; dredge with flour. Sauté in 6 tablespoons butter or margarine. Arrange around filets. Makes 6 servings.

FILETS SAUTÉ WITH ZUCCHINI: Sauté filets; remove to heated serving dish; sprinkle with lemon juice and parsley. Slice 3 to 4 zucchini; season with salt and pepper. Sauté in 6 tablespoons butter or margarine. Arrange around filets. Makes 6 servings.

FILETS SAUTÉ DORIA: Sauté filets; remove to heated serving dish; sprinkle with lemon juice and parsley. Cut 3 medium-size cucumbers into pieces, 1 to 2 inches long. Sauté in 6 tablespoons butter or margarine. Arrange around filets. Makes 6 servings.

FILETS SAUTÉ VÉRONIQUE: Sauté filets; remove to heated serving dish; sprinkle with lemon juice and parsley. Drain 1 can (1 pound, 4 ounces) white grapes. Toss in 6 tablespoons melted butter or margarine in skillet until heated through. Arrange around filets. Makes 6 servings.

Pastry Cart Sweets

(continued from page 96)



MOCHA EIGHT-LAYER CAKE

1 cup sifted cake flour
1 teaspoon baking powder
¼ teaspoon salt
3 eggs
1 cup sugar
¼ cup water
1 tablespoon lemon juice
1 teaspoon grated lemon rind
2 tablespoons instant coffee
2 tablespoons hot water
½ cup butter or margarine
1 teaspoon vanilla
⅓ cup cocoa
1 package (1 pound) confectioners' sugar, sifted
6 tablespoons milk or light cream

Heat oven to 375° F. Grease 15x10x 1½-inch jelly-roll pan. Line pan with wax paper, cut to fit bottom only; grease paper. Sift flour, baking powder, and salt together. Beat eggs at high speed on electric mixer about 3 minutes or until thick and light. Beat in sugar gradually. Continue beating until mixture is very thick. Blend in ¼ cup water and lemon juice and rind. Fold in dry ingredients gently, a little at a time, taking care not to break down the lightness of the batter. Spread evenly in prepared pan. Bake 12 to 14 minutes or until cake springs back when lightly touched with fingertip. Loosen edges of cake; turn out onto board. Peel off paper carefully. Cool cake completely.

Dissolve instant coffee in 2 tablespoons hot water. Blend butter or margarine, vanilla, instant coffee mixture, cocoa, and half the sugar. Beat in remaining sugar. Add milk or cream gradually, adding just enough to make a smooth frosting of good spreading consistency.



Cut cake into 4 equal rectangles. Split each rectangle through center to make 8 layers. Place 1 layer on serving plate. Spread with ¼ cup frosting. Top with second layer; frost. Repeat until all layers are stacked. Frost sides and top. Decorate, if desired, by pressing icing through pastry bag.

(continued)

IF YOU HATE TO COOK, SEND FOR HELP.



FREE kit with 5 Birds Eye Vegetable labels.

Here's a kit to make meals taste better fast: *The I Hate to Cook Book*, a button and a coupon worth 15¢ on any 2 Birds Eye® Special Vegetables.

Peg Bracken's *I Hate to Cook Book* is a runaway best seller. No wonder! It's filled with bang-up recipes that couldn't be better or simpler. Take this book in hand. In no time at all, you'll turn out dishes that give the impression you cook much better than you really do.

Peg thinks Birds Eye Vegetables are a big help, too. Whether you choose the plain kind or the ones they blend with smooth, rich sauces, Birds Eye makes you look good.

Just mail in this coupon and 5 Birds Eye labels. You'll see, good cooking is easy—with help from Peg Bracken and Birds Eye.

GF GENERAL FOODS KITCHENS

Birds Eye
Box 1246
Kankakee, Ill. 60901

Offer expires Dec. 31, 1967.

Gentlemen: I enclose 5 labels from Birds Eye Vegetables. Please send me button, a copy of *The I Hate to Cook Book* and a coupon worth 15¢ on any 2 Birds Eye Special Vegetables.

Name_____

Address_____

City_____ State_____ Zip_____

Give—The United Way

Butter Pecan!

Butter pecan, butter pecan, butter pecan.

Inside, outside, all around the coffee cake, rich butter pecan . . . from Pillsbury. With your next cup of coffee, have one of our family of coffeetime mixes.

(continued)

GÂTEAU BRETON

This is a special cake known only to those who live in the Brittany province of France. As with many ethnic groups around the world they have special recipes which cannot be compared with anything like it anywhere. When we first tried Gâteau Breton, we loved its flavor—rich and buttery—and likened it to a shortbread, though we found it to be much less tender than shortbread. Our first mistake was to try to compare it to anything, because as we tried to tamper with the recipe we found that we had neither shortcake nor Gâteau Breton. With this, as with many other ethnic recipes, we decided that it has its own special personality and should be savored on its own merit. This cake lasts for weeks, well wrapped, and has a very firm, moist (almost heavy) texture, that gives it special appeal.

1 pound butter or margarine
4 egg yolks
2 whole eggs
4 cups sifted all-purpose flour
1 teaspoon salt
1½ cups sugar
1 tablespoon vanilla
¼ cup Grand Marnier or orange liqueur
1 egg, beaten

Heat oven to 350° F. Cream butter or margarine in bowl. Beat in egg yolks and 2 whole eggs, one at a time, beating well after each addition.

Sift flour and salt onto a board. Make a well in center. Put sugar and egg mixture in well. Mix with flour gradually until blended. Mix in vanilla and Grand Marnier or liqueur. Knead dough well. Turn into 9x9x2-inch pan. Spread evenly with spatula. Brush with beaten egg. Bake 1¼ to 1½ hours. Cool cake in pan. Leave in pan; cut in squares to serve. Cake will keep for several weeks.

SAVARIN

This cake, made from a yeast dough, is soaked in a syrup flavored with rum or Kirsch. Around 1840, a Parisian master pastry maker named Julian adapted the Baba recipe by omitting the raisins, changing the shape of the cake, and sticking in a different syrup, thus creating brillat-savarin which later came to be called simply savarin.

⅔ cup milk
1 tablespoon sugar
¼ cup warm water (105° to 115° F.)
2 packages active dry yeast or 2 cakes compressed yeast
2 cups sifted all-purpose flour
4 eggs
6 tablespoons butter or margarine
½ teaspoon salt
1 cup sugar
1 cup water
1 teaspoon lemon juice
½ cup dark rum

Scald milk; add 1 tablespoon sugar; stir to dissolve. Cool to lukewarm. Measure warm water into small, warm bowl. Sprinkle or crumble in yeast; stir to dissolve. Add lukewarm milk mixture.

Sift flour into large, warm bowl. Make well in center. Pour in milk mixture; add eggs. Beat 2 to 3 minutes with wooden spoon. Dough will be very soft. Cover bowl. Let rise in warm place (85° F.) free from draft, about 45 minutes or until doubled in bulk.

Cream butter or margarine; add salt. Add to dough. Beat 4 to 5 minutes. Turn dough into well-buttered 1½-quart (6-cup) ring mold. Let rise 25 to 30 minutes or until dough fills mold. Bake at 375° F. for 25 to 30 minutes or until cake springs back when lightly touched with fingertip.

Combine 1 cup sugar, 1 cup water, and lemon juice in saucepan. Heat to boiling, stirring constantly to dissolve sugar. Remove from heat; stir in rum.

Run blade of small knife between cake and mold. Invert and unmold onto serving plate. If savarin doesn't unmold, wrap mold completely in a towel; let stand 7 to 8 minutes and try again. Pour hot rum syrup over cake until it is completely soaked. Cool before serving. Fill center with whipped cream and decorate with candied fruit, if desired.

GLAZED APRICOT TART

2 cups sifted all-purpose flour
¼ cup sugar
½ teaspoon salt
¾ cup butter or margarine
4 tablespoons cold water
1 egg, beaten
2 cups water
1 cup sugar
2 packages (8 ounces each) dried apricots
4 teaspoons cornstarch
4 teaspoons water

Heat oven to 375° F. Sift flour, ¼ cup sugar, and salt into mixing bowl. Cut in butter or margarine with pastry blender until mixture resembles cornmeal. Sprinkle 4 tablespoons cold water evenly over surface. Stir with fork until all particles are moistened and pastry clings together. Shape into ball; divide in half.

Roll out one half on lightly floured surface to a rectangle 14 inches by 6 inches, using a light motion and rolling from middle to ends. Be sure pastry is free moving at all times. If it sticks, loosen with spatula and sprinkle a little flour underneath. Trim edges evenly. Fold pastry in half lengthwise; lift with broad spatula; place on cookie sheet; unfold. Cut ½-inch-wide strip from each long side. Moisten edges of pastry rectangle; place strips on moistened edges.

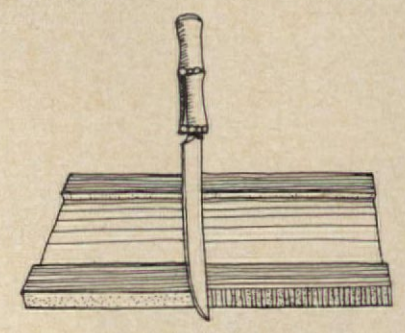

Score edges with back of knife. Brush pastry with beaten egg. Repeat with second half of dough. Bake 15 to 20 minutes or until golden. Transfer carefully to wire racks; cool completely.

Combine 2 cups water and 1 cup sugar in saucepan. Heat until sugar dissolves. Add apricots. Simmer 5 to 8 minutes or until apricots are tender. Drain well; return syrup to saucepan. Bring to boiling. Blend cornstarch and 4 teaspoons water. Stir into syrup. Cook, stirring constantly, until slightly thickened. Remove from heat. Arrange apricots in rows on pastry strips. Spoon syrup over apricots to glaze; cool.

ALL RECIPES TASTE-TESTED IN AMERICAN HOME KITCHENS

Now, When It Rains, It Pours

In 1911, Morton perfected a salt that poured when it rained.
As significant as that was, if it were the only thing Morton had done for salt, it's not likely they would have stayed America's salt favorite for 56 years.
No salt salts like Morton Salt salts.

When it rains it pours.



PLEASE HANDLE WITH CARE

(continued from page 94)

Cooking and serving vegetables takes more imagination than anything else. There are certain basic ways to cook them, which you will find at the end of this article. But it is surprising how many ways you can combine them, season them, dress them up with exciting sauces and accompaniments. Experiment with new and unusual ways to serve vegetables.

Here are some tips—short and quick—and sure to please. You'll discover others.

- Cooked asparagus has a brand-new personality when seasoned with lemon juice, salt, and almonds sautéed in butter or margarine.
- Sauté sliced mushrooms; season to taste with garlic powder, chopped onion, soy sauce, and a little wine vinegar. Add to buttered hot vegetables—green beans, peas, or squash.
- For a special occasion, serve a vegetable side dish as a cold salad. Mix cooked vegetables together—corn, lima beans, green beans, carrots, cauliflowerets—and toss gently with bottled Italian dressing. For an added spark, season with pimiento and chopped green pepper. A touch of onion and black olives makes it a rare treat!
- Sauté 4 tablespoons of chopped onions in 3 tablespoons olive oil. Add two packages of cooked, drained, frozen leaf spinach and cook gently in skillet on low heat for about 5 minutes. Season to taste. Toss gently and remove to serving dish. Serve at room temperature.
- We like to fry cooked cauliflowerets in a little oil until lightly browned. Serve them cold as a salad or an appetizer topped with a little mayonnaise seasoned with mustard and lemon juice. Dilled tartar sauce is great for a topping.
- Combine a potato or two with mashed turnips or rutabaga. Seems to cut down on the sharpness of the turnip and makes the texture smoother.
- Steam combined sliced zucchini and yellow squash. Just before serving, sprinkle with grated Parmesan cheese.
- Add ¼ teaspoon celery seed to peas while cooking.
- Add ¼ cup melted butter or margarine mixed with 1 tablespoon lemon juice and 1 teaspoon leaf thyme or basil, crumbled, to cooked green beans.
- Try lemon-mint butter on peas, small white onions, carrots, or green beans. Cream ½ cup butter or margarine. Stir in 1 tablespoon lemon juice, 1 teaspoon grated lemon rind, and 3 tablespoons finely chopped mint.
- Sauté cubed, pared or unpared, eggplant in olive oil until soft and lightly browned, stirring gently and occasionally. Drain on paper towels. Sprinkle with salt and oregano.
- Cook and drain well 1 pound fresh spinach or 2 packages (9 ounces each) frozen leaf spinach. Chop, if desired. Stir in ½ cup heavy cream and a dash of nutmeg. Heat through.
- Sauté green pepper strips in butter, margarine, or bacon drippings until tender. Good with fish, scrambled eggs, or omelets.
- Dress up vegetables by creaming them. Combine 2 cups cooked vegetables and 1 cup medium white sauce and reheat. Or, scallop them. Place alternate layers of sauce and cooked vegetables in a casserole. Top with buttered crumbs and bake at 350° F. 20 minutes or until browned.
- Parsnips Vichy are good. Wash and pare 1 pound parsnips. Halve them and remove core. Slice and add to boiling, salted water. Cook 15 minutes or until tender. Drain and season with 2 tablespoons butter or margarine, ½ teaspoon salt, dash of sugar, and 2 tablespoons chopped parsley.
- Brussels sprouts with pecans are elegant. Mix cooked and buttered Brussels sprouts with sautéd pecans. Season to taste with salt and pepper. A dash of nutmeg makes them special.
- Okra with tomatoes makes a fine accompaniment to chicken dishes served with rice. Sauté ⅓ cup chopped onions in 3 tablespoons butter or margarine. Add 1 pound can of tomatoes, ¾ teaspoon salt, and a dash of pepper. Simmer uncovered for about 10 to 15 minutes. Add fresh or frozen okra and cook 10 minutes more or until tender.
- Try sweet-and-sour green beans. Melt 2 tablespoons butter or margarine; blend in 1 tablespoon flour. Cook until golden brown. Stir in ¼ teaspoon paprika, 3 tablespoons lemon juice, and 1 tablespoon sugar. Pour over cooked, drained green beans. Cook 5 minutes.
- The next time you stuff baked potatoes, add grated Cheddar cheese and crisp, crumbled bacon to the mashed potato mixture before piling it into the shells.
- Bake whole onions, in their skins, at 350° F. for 1 hour or until tender. Peel off skins. Top with a mixture of butter or margarine, salt, pepper, and thyme.

small, and in very good taste

The small delicate peas that rival the French petits pois in flavor.

© Green Giant Company

Fresh vegetables may be cooked in a variety of ways.

BOILED: Put vegetables in ½ to 1 inch boiling, salted water and cook, covered (except green vegetables), just below the boiling point until they are tender crisp.

STEAMED: Place vegetables in the perforated compartment of a steamer over rapidly boiling water. Cover and steam until just tender. Vegetables may also be oven steamed. Put them in a covered casserole with a small amount of water Cook at 350° F. Cooking time will be about three times as long as for boiling.

BAKED: Vegetables, according to the type selected, may be baked on oven rack, a cookie sheet, or in a shallow casserole.

BRAISED: Vegetables done this way are also called "panned vegetables." Cook them until just tender in a covered skillet with about 2 tablespoons butter or margarine and 1 to 2 tablespoons water.

BROILED: Tender raw vegetables may be broiled or cooked vegetables reheated under the broiler if brushed with butter or margarine.

FRIED: Vegetables may be fried in a small amount of fat (sauté), in fat ½ to 1 inch deep (shallow fry), or in fat deep enough to cover or float the vegetable (French fry).

FROZEN VEGETABLES, whether regular pack, in or with a sauce, or in boilable Pliofilm bags, will have cooking directions on the package.

CANNED VEGETABLES are best cooked by draining the can liquid into a saucepan, reducing it by half, adding the vegetables and simmering quickly. Do not boil.

Clean dishes: the only thing you really need from a dishwasher detergent.

Calgonite® gives you the most cleaning action ever concentrated in a dishwasher detergent.

Clean dishes / Calgonite . . . You need both.

Now available in new giant size!

Burn a pan tonight.

Then rescue it with new Rescue® soap pads.

Rescue attacks burnt-on crust.
Lifts away burnt-on grit.
Cuts through burnt-on grime.

Outcleans even steel wool.

And there's no metal in Rescue to rust or splinter.

For Teflon® try new Scotchbrite® Cookware Scrub'n Sponge

COMPANY'S COMING TO DINNER

September's here—summer's vacation days and cookouts are memories and it seems an appropriate time to invite friends for dinner.

A roast is always a good choice for entertaining because it is impressive and easy to prepare. But, there are times carving can be a problem. So, with the host in mind we chose to serve Rock Cornish hens to eliminate the carving and make the party easy and fun for him. Each guest is served one, making the carving worries disappear. And, roasted as described in the recipe below, they are so moist and tender your guests will find them easy to handle.

The do aheads? Make dessert the day before and all you have to do before you serve is to add a garnish, if you wish. The hens can be fixed and placed in the roasting pan, covered with transparent plastic wrap or aluminum foil, to be uncovered and popped into the oven. Put the salad greens in the refrigerator to crisp, and make the dressing. The vegetables, as always, will be last minute. But with packaged wild and white rice mix and frozen green beans, they present no problem.

It's a dinner that adds up to superb eating, stimulating conversation, and an elegant evening.

Herb-Roasted Rock Cornish Hens*
Wild and White Rice
Green Beans with Sautéed Mushrooms
Watercress Salad French Dressing
Nesselrode Charlotte*
Coffee or Demitasse

HERB-ROASTED ROCK CORNISH HENS

- 8 Rock Cornish hens (about 1 pound each), thawed
- 4 medium-size carrots, pared and sliced
- 2 teaspoons salt
- 4 teaspoons leaf thyme, crumbled
- ½ cup butter or margarine
- Soft butter or margarine
- Salt
- Paprika
- Thyme
- 1 can (10½ ounces) condensed beef bouillon
- 1 cup water
- 3 tablespoons lemon juice

Heat oven to 450° F. Wash Rock Cornish hens; pat dry. Put ½ sliced carrot, ¼ teaspoon salt, ½ teaspoon thyme, and 1 tablespoon butter or margarine in each game hen. Place in shallow, open roasting pan, breast side up. Brush hens well with soft butter or margarine. Sprinkle lightly with salt, paprika, and thyme. Combine beef bouillon and water.

Roast hens 20 minutes. Continue roasting 30 minutes longer, basting every 10 minutes with bouillon mixture. Reduce oven heat to 350° F. Roast hens 20 minutes longer. Remove to heated platter.

Skim off any fat from juices in pan. Stir lemon juice into juices. Serve in sauceboat with hens. Hens should be tender enough to cut with poultry shears in half along breastbone for easier handling, if desired. Makes 8 servings.

NESSELRODE CHARLOTTE

- 2 envelopes unflavored gelatin
- ⅓ cup sugar
- ⅛ teaspoon salt
- 4 egg yolks, slightly beaten
- 2 cups milk
- 3 tablespoons rum
- 4 egg whites
- ⅓ cup sugar
- ¾ cup heavy cream, whipped
- 2 jars (10 ounces each) Nesselrode mix
- 16 ladyfingers, split

Combine gelatin, ⅓ cup sugar, and salt in top of double boiler. Stir in egg yolks and milk. Cook over hot, not boiling, water until custard coats spoon. Remove from heat. Stir in rum. Cool. Chill until mixture mounds when spooned.

Beat egg whites until foamy. Beat in ⅓ cup sugar gradually. Continue beating until meringue stands in stiff, glossy peaks. Fold custard mixture into meringue. Fold in whipped cream and Nesselrode mix.

Line bottom and sides of 8-inch springform pan with ladyfingers, cutting them, if necessary, to fill bottom. Be sure to place rounded sides of ladyfingers against side of pan. Spoon Nesselrode mixture into lined pan. Chill several hours until firm.

To serve, release clip to open springform pan; lift ring straight up to remove. Leave cake on pan bottom. Place on serving plate. Garnish top of Charlotte with additional whipped cream and mixed candied fruits, if desired.

AMAZING $1 ART OFFER

20 Giant Wall Group Decorations In Full Color For Your Home

20 Enchantingly Beautiful Fairy Tale Decorations Instantly Turns Child's Room Into Fun Filled Fairyland

ALL 20 ONLY $1

COLONIAL STUDIOS, DEPT. FT-20
20 Bank Street, White Plains, N.Y. 10606

Please send me the 20 Giant Fairy Tale Wall Decorations for only $1 plus 25¢ postage on full money back guarantee if I am not delighted.

Enclosed is $.....

Name .....

Address .....

City .....

State ..... Zip .....

☐ **SAVE! SPECIAL OFFER:** Order two sets of prints for only $2.00 (You save postage). Extra sets make ideal gifts.

Imagine decorating your child's room with these enchanting fairy tale wall decorations. Each irresistible large full color decoration is a familiar and charming scene from a favorite fairy tale. Here is what you get in this amazing offer: Humpty Dumpty and All The King's Men; The Pig Going to Market; The Cat and The Fiddle and The Cow Jumping Over The Moon; Winkin', Blinkin' and Nod; Jack and Jill; The Dish Running Away With The Spoon; Bright Twinkling Stars, and more. What a happy surprise for your child when he sees his room pop to life and his empty walls dance with these delightful characters.

You simply can't get the full impact, excitement and color from the small black and white illustrations here. Only when you see these charming decorations on the walls of your own home will you appreciate their warm appeal and marvelous effect. And you can mount these individual decorations to create literally hundreds of different designs to suit your taste.

Offer Will Not Be Repeated This Season

We urge you to order your wall decorations now, while the supply lasts. Each magnificent decoration is reproduced in full color on luxurious art board. They will fill a wall at least 10 feet wide and come complete with decorating instructions for easy mounting. This enchanting decorator set has never been seen before so be the first in your neighborhood to own these lovable fairy tale characters. Order now, this offer will not be repeated this season.

How to help your house show its beauty (not its age)

BIRD SOLID VINYL siding, shutters and gutters — toughest building material made! — can't peel or rot like wood — pit, dent or show scratches like metal. Choice of handsome colors. Never needs painting. Adds re-sale value to your home. Top off with hurricane-resistant Bird Wind Seal® Shingles for complete peace of mind. Before you build or fix, get details.

BIRD & SON inc.
QUALITY PRODUCTS SINCE 1795

BIRD & SON, Inc.
Box AH9, East Walpole, Mass. 02032

Please tell me more about Carefree-as-can-be Bird building products:

☐ Bird Vinyl Siding ☐ Bird Vinyl Gutters
☐ Bird Vinyl Shutters ☐ Bird Wind Seal® Shingles*

Name_____
Address_____
County_____
City_____
State_____ Zip_____
*Not available West of Rockies

ARE YOU A HOSTESS WITH THE MOSTEST?

By ELIZABETH C. ROBINSON

Why did Mrs. Perle Mesta, the former Ambassador to Luxembourg, think she was chosen to be named "the hostess with the mostest"?

Mrs. Mesta was probably too astute to think that her food and table settings made the fine difference. The greatest hostess is certainly not the one who sets the most heavily ladened buffet table or who pushes overly decorated hors d'oeuvres into the outstretched hands of her guests. Table settings and decorations, that may have cost more than the food and have taken longer to prepare, do not take the place of a gracious and considerate hostess.

Any social leader, whether local or national, realizes that people make a party, and that the good hostess is the one who makes people relax, have fun, and be a part of the party.

Sound like a big order for you? Well, you needn't be a practiced social butterfly or a skilled psychoanalyst to be a successful hostess. It's easy once you realize that life revolves around people!

For instance, have you ever sat at a dinner table where the discussion concentrated on religious or political beliefs and got more heated by the moment? Who hasn't at one time or another? Hopefully, you were fortunate enough to have a "hostess with the mostest" present who was able to smoothly and subtly guide the conversation into safe channels.

What was her secret? How was she able to handle the situation so well?

STAY TUNED IN

Friendliness is foremost. A friendly person who is interested in other people can usually sense the shyness of another. She then responds by including the hesitant in the conversation, perhaps, by a direct question about their feelings on the topic under discussion.

MUSICAL CHAIRS MAGIC

The successful hostess knows when a change in the conversation is needed and when a change in seating arrangements is necessary. For example, we were once at a fairly large dinner party given by some friends of ours. Although all of the guests knew each other, some of us were closer friends than others. This clever, friendly couple planned the sit-down dinner so that the men, taking their water glasses and napkins in hand, would move two seats to the right after each course. By the end of the meal each man had been given a chance to talk with new guests. It gave the conversation a change of pace, and it provided monopolizers with a chance to try out their routine on fresh listeners.

What can you do if one guest usurps the entire party?

MONOPOLIZER CONTROLLED

"My salvation as a younger woman," said an executive's wife, "was to say to a monopolizer of conversation, 'John, you know too much about the subject to discuss it with us. We are not able to argue intelligently with you.' "

Then this hostess would suggest some current civic interest and get others into the conversation by saying, "Mary and Joe have an idea about what we should do. They need your political experience to help refine their plan."

This type of transitional remark at least gets Mary and Joe into the conversation and gives a captive audience a break.

ENLIST STRATEGIC HELPERS

This smart woman continued, "If the group is small and we are at the table, I try to swing the entire group to a different subject. I often ask the most argumentative of the group to help me clear the table or to get the cigarettes or matches for me. Or I signal my husband to start another topic at his end of the table."

Any clever hostess plans her guest list or the furniture-conversation groupings at a cocktail party so that there is some diversity of interests to make the talk flow.

NO TIME FOR BUSINESS

"Separate your business and social entertaining," said one of my most talented friends. You can't expect a business obligation to fit into a purely social pattern. We make it a rule not to have our entertaining conform to the "playing back" routine of you-ask-me and I-ask-you. This practice accomplishes little for enjoyment.

THE OTHER SIDE OF THE STORY

And finally, guests have a responsibility to their hostess too.

A young woman once remarked, "If only everyone realized that guests are expected to help make a party go, life would be easier for the hostess."

One of the first things I learned as a bride was that it was part of a wife's duty to be a charming guest as well as a hostess. It isn't enough just to sit at the dinner table.

We once gave a large cocktail party with another couple. As we were making the guest list, someone said, "Let's not forget the Greens. They are wonderful guests because they always seem to have such a good time."

No higher compliment could be paid. And this was probably said of Mrs. Mesta some time in her life. For to be a "hostess with the mostest" you must be a good guest as well. In fact, it's likely that the pleasant, friendly, considerate guest will be the enjoyable hostess when it's her turn to entertain.

when chicken needs a chum

Try Betty Crocker Scalloped Potatoes
A golden brown chicken and tender potatoes in a velvety smooth sauce. Delicately seasoned with herbs, mellow Cheddar. A dinner to crow about.



Why Settle for Less?

(continued from page 53)

image of one big happy family cooking together, working, playing together was born of the open plan. ("We shape our houses and they shape us," said Churchill.) Before long the idea of constant contact began to pall. Constant friction took its place. How could you say, "Go to your room" when the room was likely to be a loft, yielding onto that commodious living room? The open-plan kitchen was the cook's despair. She was always on view. What homemaker did not yearn for some partitions, little rooms to hide things in (including herself on occasion). Keeping the open plan picked up became a chore, a pervasive obligation, no matter how streamlined housekeeping was supposed to be.

Aesthetically, the shape of a spreading, earth-bound house grew tiresome. The split-level emerged but that was, all too often, a bastard concept which provided neither the variety and tuck-away space of the old-time cut-up construction nor the splendid openness of Wright's dream.

Lately, our pressing need for more flexible and varied space has inspired architects and builders to build up, instead of out. The design possesses a light and airy feeling and it offers new ways of maximizing space.

"The magic of levels." This is what George Nelson calls the effect achieved when you create the illusion of more space by stepping the building toward the sky. Surprise and drama give the impression that there is much more there than meets the eye. Changing levels, adding texture and detail to each so that there is a sense of entering a different world, can work miracles in a small area.

If we can break out of the box, lift our eyes to new heights, use the freedom of fresh design we can make even the most compact interior space seem exhilarating. Perhaps the word "compact" has been corrupted in search for the low-maintenance item. A house, a car, a garden can certainly be compact in the best sense—lean, workable, well designed—but they need not be predictable, without aesthetic interest, boring.

Without quite realizing it, we may have found some ingenious solutions to the prevailing space shortage. Design has been influenced momentously by the need to build for a crowded world. As choice sites have become less available architects have been obliged to make do with ledge, cliff, swamp. Often as not, the site dictates a surpassing solution to a space problem.

What might be called fringe benefits—decks, patios, terraces—were introduced to solve a design problem, link house and garden when outdoor space was in short supply. Of course they became more than a bridge. They added room for leisure living.

Inevitably, such close attention to site brought the garden into sharper focus. Glass walls permitted a view of the garden, making it more important and closely involved with the house. The garden itself began to do double duty as an entertainment and recreation center. Gone were gardens to look at; the new garden made the scene as a set for the action.

We may have to adjust to smaller garden space where manicured lawns, herbaceous borders, allées of magnificent trees would seem out of place, but we can have a satisfying garden all the same. In thinking about gardens and space one inevitably recalls the Japanese talent for integrating "that sliver of space called the garden" into the house. Why are the Japanese so gifted at working space? Is it, simply, that they had to make do with tight quarters for so long, or is it that they have a more sensual view of nature and so think of space as enhanced by texture and form? Hall suggests that "the garden is not only meant to be viewed but a muscular sensation is built into the experience. You watch your step as you pick your way around irregularly spaced stones. . . . The Japanese garden is meant to be enjoyed from many points of view." He commends "their habit of leading the individual to a spot where he can discover something for himself."

This is not to suggest that we should imitate Japanese gardens literally, down to the last lovingly polished pebble. But we can learn from them about scale, texture, surprise. We can also use plant material for its space-saving potential—dwarf trees, evergreens which can be kept within bounds, thrifty perennials, miniature bulbs and roses, compact shrubs.

Garden design is no better than its upkeep. The smaller the garden the less room there is for mistakes and sloppy housekeeping. Tidy borders, raised beds, immaculate paths will all create an impression of more space. The mere act of maintenance can often lead to discovery.

A leading landscape architect, Russell Page, describes what can happen if you start looking around for space in unlikely places. Say you begin to prune a tree as he did—"starting rather gingerly with a twig here and there. As I worked I realized I was working with space, carving the empty air into volumes caught in the angles of branch crossing branch and held by leafy sprays; and that here in the circumference of a small tree lay the meaning of a whole relationship between art and nature."

Whether you build, borrow or steal space you can have more than the blueprint promises. If, that is, you lift your sights, push out the boundaries as far as they will go and refuse to settle for less.

when a burger needs a buddy

Try Betty Crocker Au Gratin Potatoes
Succulent burgers built up with tomatoes, onions, greens. Serve with potatoes in a sauce of blue cheese, Cheddar and herbs baked nice and brown. Hungry?

EASY-TO-PREPARE RICE DISHES

By DOROTHY HUTCHESON

If you were asked to name five of the world's most important foods, there's little doubt that rice would be one of them. It's reasonable, easy to prepare, nutritious.

While there are basically four kinds of rice on the market—brown, regular milled white, parboiled, and precooked—there are any number of ways to prepare each kind. The following recipes illustrate our point. They are all easy to fix and run the gamut from appetizer to dessert.

In addition to our recipes, don't forget the almost limitless number of dishes you can create with the most recent development—packaged, flavored rices. These mixes combine seasonings and other flavoring agents with regular milled white or parboiled rice. There are also many easy-to-use packages of spices, seasonings, and sauces which can be stirred into cooked rice.

A tip to remember: Cooked rice can be refrigerated for as long as a week, without ever tasting like a leftover. It may also be frozen. Thaw frozen rice before reheating. To reheat either refrigerated or frozen rice, add two tablespoons liquid per cup of rice and cook, covered, four to five minutes. And now, on to our recipes.

RICE STUFFED MUSHROOM APPETIZERS

3 tablespoons minced onion
2 tablespoons butter or margarine
1 cup cooked rice
½ cup chopped nuts
1 tablespoon chili sauce
1 tablespoon lemon juice
1 teaspoon salt
¼ teaspoon pepper
24 large, fresh mushrooms
Melted butter or margarine
Salt
Pepper

Sauté onion in 2 tablespoons butter or margarine until tender, but not brown. Add rice, nuts, chili sauce, lemon juice, 1 teaspoon salt, and ¼ teaspoon pepper. Form into 24 small balls. Remove stems from mushrooms; wash and dry caps. Place mushroom caps on rack on broiler pan, rounded side up. Brush with melted butter or margarine; broil 2 to 3 minutes. Turn mushroom caps; season with salt and pepper. Place ball of rice mixture in each cavity. Drizzle with remaining melted butter or margarine. Broil until golden. Makes 2 dozen.

GOLDEN RICE SALAD

¼ cup pure vegetable oil
2 tablespoons vinegar
2 tablespoons prepared mustard
1½ teaspoons salt
⅛ teaspoon pepper
4½ cups hot, cooked rice
1 cup sliced, ripe olives
2 hard-cooked eggs, diced
1½ cups sliced celery
¼ cup chopped dill pickle
¼ cup chopped pimiento
¼ cup minced onion (1 small)
½ cup mayonnaise or salad dressing

Blend oil with vinegar, mustard, salt, and pepper; pour over hot rice. Toss; set aside to cool. Add olives, eggs, celery, pickle, pimiento, onion, and mayonnaise or salad dressing; toss together lightly. Chill salad thoroughly. Serve on crisp greens, if desired.

PIZZABURGER

1 pound ground beef
½ pound bulk sausage meat
¾ cup chopped onion
¾ cup diced green pepper
1 clove of garlic, crushed
1 large tomato, chopped
2 teaspoons salt
¼ teaspoon pepper
1½ teaspoons sugar
2 cups cooked rice
2 cups biscuit mix
⅔ cup milk
Melted butter or margarine
¼ cup grated sharp cheese

Combine beef, sausage, onion, green pepper, and garlic. Mix well. Cook in large skillet until meat is lightly browned. Add tomato, salt, pepper, sugar, and cooked rice. Continue cooking about 5 minutes or until all liquid is absorbed. Turn into greased 9x9x2-inch baking pan. Combine biscuit mix and milk. Mix only until well blended. Turn out onto lightly floured surface; roll into square ¼ inch thick and large enough to fit top of baking pan. Place on top of meat layer. Brush with melted butter or margarine. Bake at 450° F. for 15 minutes. Remove from oven. Invert onto heat-proof serving plate. Sprinkle grated cheese over meat. Broil about 1 minute or until cheese is melted. Cut in squares to serve. Makes 6 servings.

RICE AU GRATIN

3 cups hot, cooked rice
¾ cup grated Cheddar cheese
1 slice bread, cut in small cubes
½ teaspoon curry powder
3 tablespoons butter or margarine

Heap rice in a greased baking dish. Sprinkle with cheese. Bake at 350° F. until cheese melts. Brown bread with curry in butter or margarine. Serve over rice. Makes 5 servings.

a fruit cake so good one taste sells it!

Last year all across America, 7,073 club groups like yours sold Benson's Sliced Old Home Fruit Cake. They made from $50 to $4,337, and they had the easiest selling job in fund-raising history, thanks to free sample slices of fruit cake. Your group can do it, too, because people who taste a sample want to buy a cake. It's that good! Benson's packs free samples inside every case of fruit cake. Your group can earn $1.10 on each 3-pound cake sold. Mail coupon for a brochure and 10 free sample slices. Absolutely no obligation.

Benson's Old Home Fruit Cake
245 N. Thomas Street
Post Office Box 1432 C5
Athens, Georgia 30601

Please rush program brochure and ten free tasting slices of Benson's Sliced Old Home Fruit Cake.

NAME_____
ADDRESS_____
CITY_____ STATE_____
ZIP CODE_____ PHONE_____
ORGANIZATION_____
POSITION IN ORGANIZATION_____

(We can honor only those inquiries that list organization names, since we sell only through civic, church, community and school groups.)

CHICKEN AND RICE CREOLE

1 broiler-fryer, (2½ to 3 pounds), cut in serving-size pieces
¼ cup flour
2 teaspoons salt
¼ teaspoon pepper
3 tablespoons butter or margarine
1 onion, sliced
3 green onions, chopped
1 green pepper, slivered
3 tomatoes, quartered
3 cups chicken broth
1 bay leaf
2 tablespoons minced parsley
1 cup uncooked rice
½ cup slivered ham
¼ cup sherry

Dredge chicken in flour seasoned with salt and pepper. Brown on all sides in butter or margarine in a large skillet. Remove chicken from pan; keep warm. Add onion, green onions, and green pepper to fat remaining in pan; cook 5 minutes. Return chicken to pan. Add tomatoes, chicken broth, bay leaf, and parsley. Cover tightly; cook for 20 minutes over low heat. Remove bay leaf. Add rice, ham, and sherry; cover; cook 30 minutes longer. Makes 6 servings.

PINK 'N' PRETTY PARFAIT

4 cups sweetened cooked rice*
½ pint heavy cream
1 or 2 drops red food coloring
½ teaspoon almond extract
4 tablespoons sugar
1 package (10½ ounces) frozen strawberries, thawed
Additional tinted whipped cream

Chill cooked rice. Just before serving, whip cream; blend in food coloring, almond extract, and sugar. Fold into rice. Fill serving dishes with alternate layers of rice and strawberries, reserving a few berries for garnish. Top with whipped cream and reserved berries. Makes 6 servings.

*To sweeten rice, add 2 tablespoons sugar to water in which rice is cooked.

BAKED RICE

Put 1 cup rice, 2 cups water, and 1 teaspoon salt in baking dish; cover. Bake at 350° F. 25 to 30 minutes or until rice is tender.

Dial turns you on!

After all, Dial with AT-7 really gets rid of bacteria that cause odor. All day long. Because a Dial shower has staying power. Try it—do yourself a good turn!

FACT SHEET: SHORT COURSE IN SKYLIGHTS

Not so long ago, a skylight, to most people, was either a large window in an artist's studio or a fragile roof opening through which the hero of a Grade B-movie could plunge. In those days, all skylights were many-pieced assemblies of glass and metal, with many seams and joints that required a lot of maintenance. Shapes were generally square or rectangular, sometimes with a peak. Seldom did these units appear on houses.

All that changed, however, with the advent of the molded plastic skylight. This unit requires little or no maintenance, is simple to install, and comes in a wide variety of shapes, including square domes, round domes, elongated domes, pyramids and dormers. Some units even provide built-in ventilation.

The new skylights now appear on both contemporary and more or less traditional-style homes all over the country. Two imaginative examples of their use appear on page 70.

A serious problem with old-fashioned skylights was the condensation of water on the interior surface. To combat this, and to provide some insulation in the process, residential plastic skylights are usually double layered, creating a dead air space between layers. With some units, the double-layer feature is optional, in others, not.

Another option is the choice of clear or translucent. Obviously, the latter gives a more diffuse light than the former, along with better privacy. In double-layered units, one layer may be clear, the other translucent.

Where are they used? Of course, the only real limitations are the architect's skill and imagination. But the most frequent and beneficial locations include:

- Hallways and stairways which are isolated from exterior walls.
- Bathrooms, powder rooms, and kitchens. Sometimes, particularly in remodeling jobs, it's convenient to locate these rooms away from an outside wall. If so a ventilating skylight provides both ventilation and natural illumination.
- Dressing rooms, walk-in closets, or any room requiring privacy without needing a view of outdoors.
- Any room which, being close to an adjoining house, would lose privacy if equipped with conventional windows.
- Remodeled attic rooms. A skylight can be cheaper than a dormer, and facing the sky, admits more light per square foot than a dormer window.
- Town houses, where conventional windows may be placed only on the front and back walls.

(continued on page 112)

TYPICAL SHAPES

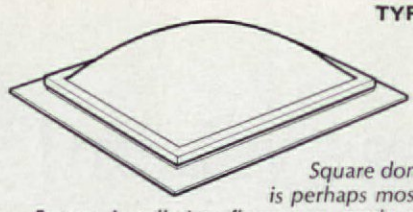

Square dome skylight is perhaps most popular shape. Frame, installation flange are made of aluminum.

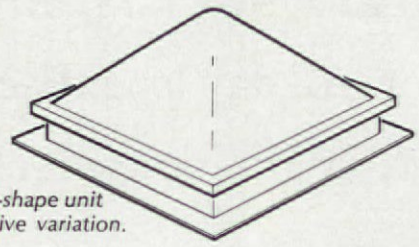

Pyramid-shape unit is an attractive variation.

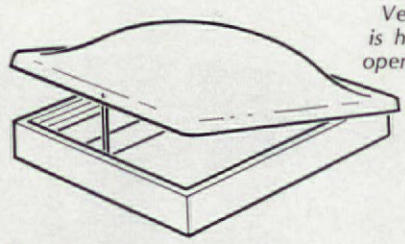

Ventilating unit is hinged to permit opening from below.



Continuous dome is a versatile design. It can be ordered in many lengths.

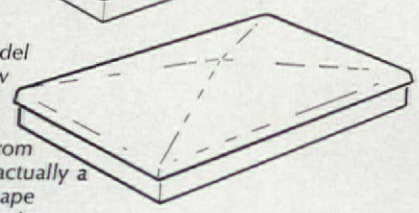

This model resembles a low silhouetted pyramid when viewed from top; is actually a diamond-shape cross-section.

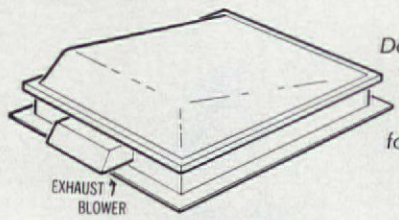

Dormer-top design has a built-in exhaust fan for ventilation.

INSTALLATION

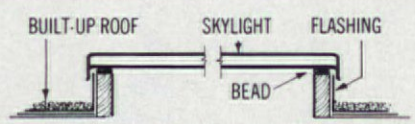

Some units require no nails or screws for installation. Bead of sealant holds them in place.

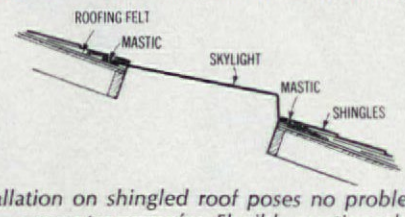

Installation on shingled roof poses no problem for carpenter or roofer. Flexible mastic seals joint.

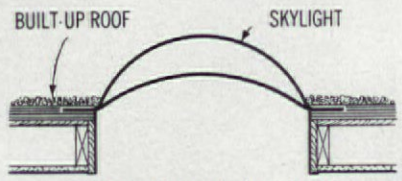

On flat roof, interleafing of skylight flashing with layers of roofing achieves a tight weather seal.

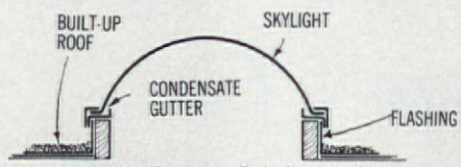

An important part of many skylights is the gutter, which catches moisture condensing on dome.

SOME POINTS TO CHECK: While most plastic skylights are adaptable to both flat and pitched roofs, some units work better on one type of roof than on another. Or one skylight might need different curb heights and different flashing details for different types of roofs. Check manufacturer's literature to be sure a unit is compatible with your roof, and is installed properly by the contractor.

Also, in some locales, especially big cities, plastic skylights are not yet accepted by construction codes. Ask your local building inspector.

Flat-roof houses with no attics are ideally suited to the use of skylights.



A light shaft permits illumination of room located beneath attic crawl space.

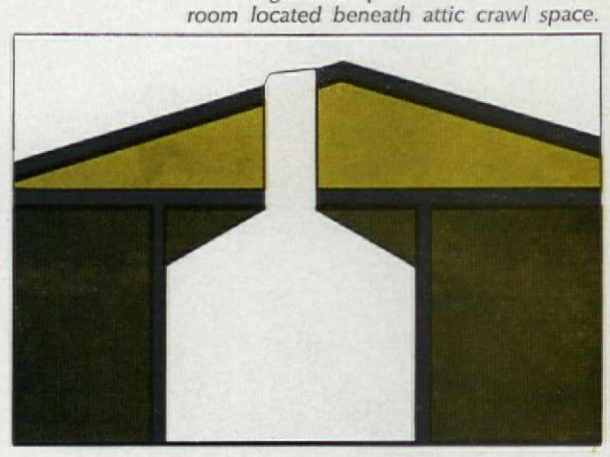

For better spread of light for larger rooms, sides of shaft may be splayed.



Slanting the light shaft brings light to hallway placed under roof ridge.

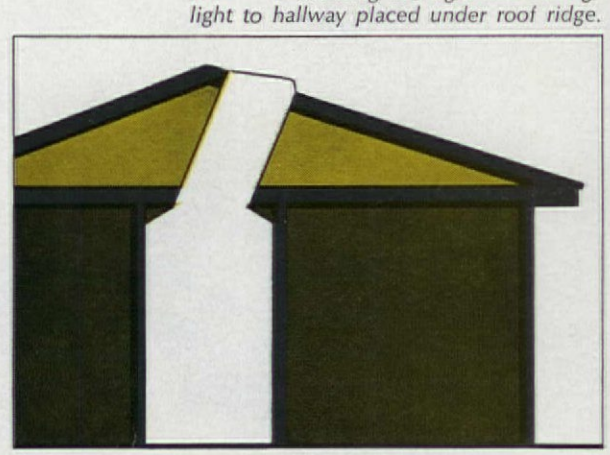

The Invisible World.

The Invisible World surrounds every man, every woman, every child, every day of his life.

In this Invisible World, it's kind of nice to know there's something called Lysol Spray.

Lysol destroys odors. It doesn't add any lingering odors. It just gets rid of the ones you have.

Because Lysol Spray is a disinfectant, it kills household germs on sprayed surfaces. It even kills many disease germs, including Staph and Strep.

Lysol Spray works in other ways, too, to make a home a nicer place to live. Spray it on damp, musty surfaces to prevent mold and mildew—and the odors they cause.

Spray it inside shoes to kill the fungus that causes athlete's foot.

Lysol Spray leaves everything it touches a little nicer, a little fresher.

The fact is, in The Invisible World, we can't see using anything else.

Lysol

It's a world of odors you can't see.

It's a world of germs you can't see.

It's the world Lysol Spray was made for.

© 1967 LEHN & FINK PRODUCTS.

BUT WILL YOU HAVE TO GO OUTSIDE TO GET A BREATH OF FRESH AIR?

Simply by adding a General Electric Electrostatic Air Cleaner and GE Power Humidifier to your present furnace, two wonderful things happen.

The air cleaner removes up to 90% of all air-borne dust, dirt and pollen from air passing through it. And the humidifier maintains the just-right level of moisture in the air to help eliminate the discomfort of dry throats and itchy noses caused by furnace heat. They put back the freshness the heat takes out.

Call your GE dealer for details and his liberal financing terms. At the same time, ask him about his *total* comfort system that also includes easy-to-add GE Central Air Conditioning.

Look in the Yellow Pages under "Air Conditioning Systems."

GENERAL ELECTRIC

Skylights

(continued from page 110)

• One place a skylight must be used with caution is a bedroom. If tempted to omit conventional windows in favor of a skylight, forget it. Add the skylight if you want, but don't leave out the conventional windows, which provide an exit in case of fire.

Are they hard to install? No. A skilled do-it-yourselfer could easily do the job. However, most skylights are installed by contractors and builders. Cost of installation, in residential work, would run about $10 per unit for new construction, about $30 in a remodeling job. Naturally, these figures vary somewhat with the size.

Installation may start with construction of a wood or metal curb, which is flashed much like a chimney to prevent leaks. The skylight is fastened to this curb, sometimes by screws, sometimes only with adhesive sealant.

In many cases, the curb is attached to the skylight at the factory, and may even be insulated and flashed. And at least one firm markets a skylight that requires no curb or flashing, since an installation flange is integrally molded with the two layers of plastic that comprise the dome.

What sizes are available? Practically any size you could possibly want. Smallest unit we know of requires a roof opening 14½ inches square. Largest is four by ten feet.

Where can they be bought? Most residential skylights are provided by a builder or an installation contractor. If you're a do-it-yourselfer, most building-supply dealers can order a skylight for you. Few dealers, if any, carry them as stock items.

SHOPPING INFORMATION

PLACE MATS TO EMBROIDER

Page 8: Glassware from Georg Jensen, N.Y.C.

ORGANIZATION IN THE KITCHEN

Pages 72, 73: Flooring is Palatino vinyl asbestos tile by Azrock Floor Products, San Antonio, Tex. Sinks by Elkay Mfg. Co., 2700 So. 17th Ave., Broadview, Ill. Stainless steel ventilating hood from Trade-Wind by Thermador, 5119 District Blvd., Los Angeles, Calif. Chairs from Be Seated, Inc., 43 Greenwich Ave., N.Y.C. Roman shades from Custom Window Fashions, 207 East 119 St., N.Y.C. Fabric for shades from Stroheim & Romann, 401 Park Ave. So., N.Y.C. Casseroles (green and white, avocado), yellow canisters, spice racks from B. Altman & Co., N.Y.C. Platters, trays, baskets, mugs from Azuma, Inc., N.Y.C. Wooden salad bowl from Hammacher Schlemmer N.Y.C. Green and white mixing bowls from Peter Breck Corp., 225 Fifth Ave., N.Y.C.

FISH AT ITS BEST

Pages 92, 93: Large silver platter, round silver dish from the Gorham Co., Providence, R. I. Smaller silver platter, round pie holder from International Silver, Meriden, Conn. Sofa designed by Darrell Landrum for Avard Inc., N.Y.C. Fashions from Splendiferous, N.Y.C. Wineglasses designed by Raymond Loewy for the Block China Co., 25 West 26 St., N.Y.C.

PASTRY-CART SWEETS

Page 96: Clear plastic dishes from Hammacher Schlemmer, N.Y.C. Red and clear glass jars from D/R International, N.Y.C.

Space in the City

(continued from page 12)

too much anyway, I'd be willing to compromise and let the rush-hour traffic through if the kids can play undisturbed the rest of the day and on weekends. Thomas Hoving, when he was New York's Park Commissioner, innovated such a time allocation on roads in Central Park: Cars on weekdays, bicycles on Saturday, Sunday and other special days. It works!

Yet only very recently have some cities discovered all this. Orville G. Lee, an architect with the Department of Housing and Urban Development, for instance, surveyed a block of badly deteriorated houses on 114th Street in Harlem, New York, which are now being remodeled. He counted more than two and a half acres of usable space, once he had added the street, flat and protected roofs, backyards, courts, and vacant lots together. These two and a half acres await only rigorous cleanup, some potted trees, shrubs, and flowers, a few benches, trash cans, and play equipment to turn them into a delight.

At the request of Mrs. Johnson, landscape architect Lawrence Halprin recently took a good look around the parts of our national capital the tourists rarely see. He found what he calls "a vast reservoir of derelict open space" in the dreary alleys and inner courts of Washington. He came up with fascinating sketches that show how good paving, bright lighting, fountains, benches, and plants could make these derelicts both useful and beautiful and yet accommodate the necessary car parking, emergency access, trash removal, etc.

"Recreation for all ages from tots to teen-agers to adults," Halprin reported, "can be provided through thoughtful planning for use." He would interlace these spaces, weave them together, so that a mere neighborhood can live as a community.

Nor need this kind of creative renewal be confined to open space alone. There is also plenty of enclosed space—structurally sound and often handsome old buildings that have outlived their original purpose—that await community use. Halprin showed how, when he and architects Wurster, Bernardi and Emmons converted the old Ghirardelli chocolate factory in San Francisco into the most enchanting community and shopping center I have seen. It has several restaurants, a children's art center, and countless other attractions. But most of all it has a charm and atmosphere surpassing most new buildings.

Ghirardelli Square is fun. And that plus some festivity and ceremony, some greenery and some color, space to be alone in and space to be social in—that, I would say, makes the difference between a livable city and the rat cage. Our big cities are much like long neglected gardens. They need careful and loving weeding and planting and the intense cultivation of their derelict spaces.

"...204,
205,
Hey Mary Ellen,
206,
what makes
207,
your dog
208,
feel like Rin-Tin-Tin? 209..."

What makes Mary Ellen's dog feel like Rin-Tin-Tin is Mary Ellen's mother.

Indirectly, anyway. She's the one who sees to it that Mary Ellen's dog gets his Gravy Train®. Every day.

Gravy Train makes a dog feel like Rin-Tin-Tin.

Because we, Gaines, see to it that Gravy Train gets what it takes to bring out the Rin-Tin-Tin in dogs.

And what it takes is nutrition. Nutrition it took decades of research to put into a dog food.

But all the nutrition in the world doesn't make food taste good. That's why our famous gravy got invented. Add water and there it is. Beefy and juicy.

Even if you don't add water, and serve Gravy Train as a nice *dry* dog food, it still tastes good.

Now, if you have any doubts that Gravy Train makes a dog feel like Rin-Tin-Tin, consider Mary Ellen's dog. Before Gravy Train, he couldn't get past 18 to save his life.

GF
GENERAL FOODS

Give/The United Way

OPPORTUNITY

IF YOU want extra money, and have spare time to put to use, this is for you! You can spend your spare time taking orders for magazine subscriptions—and earning generous commissions.

Just send us your name and address on a postal card. In return, we will send you our offer with starting supplies. From then on, YOU are the boss. Subscription work of this type can be carried on right from your own home. As an independent representative, you may work whenever it is most convenient for you.

Write that postal card today. Information and supplies are sent at no obligation to you.

MOORE-COTTRELL SUBSCRIPTION AGENCIES, INC.
Dept. 480, North Cohocton, New York 14868

Why gamble? Insist on
BACCTO®
POTTING SOIL
For over 50 years the choice of professional growers and home owners. From the producers of famous Baccto Peat.

25 for $6.95 TREES ..
3 to 5 yr. healthy, selected trees, 8" to 18" tall. 5 each of: Colorado Blue Spruce — Norway Spruce — Austrian Pine — Scotch Pine — Concolor Fir.
Postpaid at planting time
Write for Free Evergreen Catalog
MUSSER FORESTS Box 1-J INDIANA, PA.

COULD YOU USE
extra income? Just write for our generous commission offer, and you will receive instructions by return mail.
MOORE-COTTRELL SUBSCRIPTION AGENCIES, INC.
Dept. 479, North Cohocton, New York 14868

YOUR HOME DESERVES THESE SLIDING DOORS

It's the WOOD frames of PELLA Sliding Glass Doors that make them *so different.* Wood frames can be finished or painted to match your *own* color scheme . . . inside and out. Exceptionally weathertight . . . condensation minimized. Screens close automatically. Snap-in glass dividers for square or diamond panes. In Canada, too. Mail coupon.

Pella® SLIDING GLASS DOORS

THIS COUPON ANSWERED WITHIN 24 HOURS
ROLSCREEN CO. Dept. TC-63, PELLA, IOWA 50219
FREE! Please send color pictures of PELLA Wood Sliding Glass Doors.
NAME
ADDRESS
CITY & STATE ZIP (IF KNOWN)
PELLA MAKES QUALITY WOOD WINDOWS, WOOD FOLDING DOORS & PARTITIONS AND WOOD SLIDING GLASS DOORS

NEWS AND NOTES

A few months ago I visited a pop art exhibit. In so doing I found out a great deal about some of man's current habits and tendencies. One exhibit was of particular significance and, I must admit, set me to thinking. It was two signs, each hexagonal shaped and obviously patterned after the stop sign. One was painted primary red and the other bright green. Their statements were startlingly simple. One said EAT—the other, DIE! The implications are much too vast to cover here, but the message, taken literally, certainly has definite diet overtones.

To eat or not to eat? That is the question asked by everyone who boasts excess calories, giving way to that common malady called overweight. The answer is eat, of course, and still lose weight. If you cut your normal intake, you are bound to lose weight. And, while avoiding high-calorie foods, it is still possible to eat a nourishing, well-balanced diet. It's just like anything else. If you make up your mind (and this is the first step to diet control) it's easy to do.

Above all, don't indulge in "crash" diets. They only raise and lower the morale as pounds go down—then up. It's a false kind of



dieting. Check with your doctor and if all is metabolically, chemically, and organically well and you are just "fat," you're lucky. You can lose weight. Make up your mind to do it slowly over a period of time—a loss of a pound or two a week is plenty. Your goal: to reduce calories without starving your body of necessary nutrients.

Eat three balanced meals a day to include: milk, cheese, meat, poultry, fish, eggs, vegetables, fruits, bread, and cereal. Many people like to substitute one meal with a favorite liquid diet food or other diet products and this is fine, too, so long as it's part of a regular well-balanced day's diet and not as a crash program.

Above all do enjoy eating. It's still one of the pleasant experiences of life, and it needn't belong just to the gourmands or the perennially thin. Change your eating habits—and your weight loss will become a pleasant way of life! I tried it. It works. Bon appétit.

Just received news from Club Aluminum of another equipment first that seems to make rare good sense. It's an electric hand mixer with beater blades of nylon, designed for use with Teflon utensils. Dishwasher washable.

No sooner said than done! To open the new RingSide luncheon meat container from American Can, you simply lift up the ring tab and pull to remove half the can's side. It's easy to empty the meat without touching it. First to market the new container is George A. Hormel for Spam. And have you seen Dixie Cup's new line of paper cup dispensers developed by American Can? They're truly decorative and very functional—can be used in many handy spots around the house. They also cut down the spread of common infections among families who often share the bathroom glass.

Good creative ideas are meant to be shared. Friends who were celebrating a 25th silver wedding anniversary planned a big bash for 150 people. They had it in their yard which necessitated random tables. Instead of renting them,

they gathered together all the chair-height boxes they could find and covered them with aluminum foil. In the "Mod" . . . instant silver tables! Who said you have to be 18 to be with it?

Good news for "cook-aheaders." Tappan has just announced a *built-in "warming shelf"* on a 30-inch range. It's located 18½ inches above the cooking surface, holds all the controls for the range, and includes a tempered glass top containing embedded electric elements for keep-warm heat. Remember the very, very old-fashioned ranges that had warming ovens and shelves—only their heat

was provided by the "escaping" heat from the cook top? No hot kitchens from today's ranges, though. Good insulation.

We liked the idea from Baggies of using a plastic bag to contain meat and marinade for those cuts you wish to marinate before cooking. Place in a bowl, then swish bag around occasionally to baste meat.

An interesting new fruit juice mixture is Cranprune from Ocean Spray—a blend of cranberry and prune juices!

By the way, have you tried London Broil, using flank steak slathered with mustard and Worcestershire sauce? It's one of my husband's favorites. Spread mustard and Worcestershire on one side, broil rare (or as you like it), then turn it over and spread the other side; broil until done. It's delicious served with a baked potato, crisp vegetable salad, and crusty rolls! Follow with a light dessert—lemon ice topped with frozen raspberries.

In the household hint department: We have a new chopping-block table at home which we're crazy about. Have discovered the simplest way to care for it is to rub with melted vegetable shortening.

Virginia P. Habel

Eggs won't.

There you are. A chic little Sunday brunch for four. With those dear Limoges egg cups. Then suddenly—plop. Will you fluster? Indeed not. Not with carpet of 100% HERCULON* olefin fiber.

It withstands 65 of the nastiest household stains. A quick sponging with detergent or cleaner is all you need. Swoosh. It's clean. And carpet of HERCULON wears and wears for years and years. On stairs. In halls. Under kids, pets and parties.

So, before your next Sunday brunch get carpet of HERCULON. If that sounds like we're trying to egg you on, we are. Write to us, Hercules Incorporated, Dept. B7, Wilmington, Delaware 19899, for names of stores nearest you.

Since when? Since Herculon.®

HERCULES

Coronet's St. Laurent in bronze olive. *Hercules registered trademark.

AUTUMN OFFER
Baby's First Shoes
Bronze-Plated in Solid Metal
only $3.99 a Pair

Limited time only! Baby's precious shoes gorgeously bronze-plated in SOLID METAL for only $3.99 a pair. Don't confuse this offer of genuine life-time BRONZE-PLATING with painted imitations. 100% Money-Back Guarantee. Also all-metal Portrait Stands (shown above), ashtrays, bookends, TV Lamps at great savings. Perfect Gift for Dad or Grandparents. SEND NO MONEY! Rush the coupon with your name and address today for full details, money-saving certificate and handy mailing sack. Mail the coupon today.

COMMENDED by PARENTS' MAGAZINE AS ADVERTISED THEREIN

AMERICAN BRONZING CO.
Box 6533-H, Bexley, Ohio 43209

American Bronzing Co.
Box 6533-H, Bexley, Ohio 43209

FREE and without obligation—rush complete details of your genuine bronzing of baby shoes, money-saving certificate, and handy mailing sack.

NAME_____

ADDRESS_____

CITY_____ STATE_____ ZIP_____

★ COLONIAL MEDICINE CABINET "FRAMER" ★

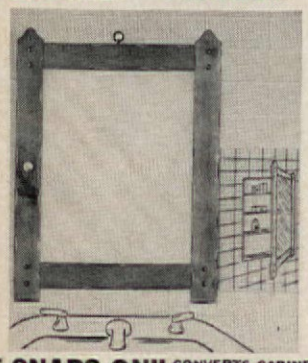

"IT SNAPS ON" CONVERTS CABINET TO EARLY AMERICAN LOOK

IMAGINE! NOW complement your bathroom this CUSTOM MADE Antique Pine, honey toned medicine cabinet framer. Simply snaps on to your existing cabinet mirror. Rich durable furniture finish. Complete with genuine porcelain knob and decorative brass accent ring and furniture buttons. Available for any size single cabinet. Jot down the width and height of outside edges of cabinet door when ordering. Only $5.95 plus $1 post. & hdlg., for single cabinet framer.

Send check or money order. Satisfaction guar.

Another exclusive from

CRESCENT HOUSE 135 Central Pk. Rd., AH9 Plainview, L. I., N. Y. 11803

NEW! PERMANENT HAIR REMOVER

SAFELY REMOVES UNWANTED HAIR FOREVER!

PERMA TWEEZ! Revolutionary 'one-step' home electrolysis device that safely and permanently removes all unwanted hair from face, arms, legs and body. **THIS IS THE ONLY INSTRUMENT WITH SPECIAL U.S. PATENTED SAFETY FEATURE THAT DESTROYS THE HAIR ROOT WITHOUT PUNCTURING SKIN.** Automatic 'tweezer-like' action gives safe and permanent results. Professionally endorsed. Send check or M.O.

14 DAY MONEY BACK GUARANTEE **$14.95 ppd.**

GENERAL MEDICAL CO., Dept. A-36
5701 West Adams Blvd., Los Angeles, California 90016

Name_____

Address_____

City/State_____ Zip_____



FINISHED OR IN KIT

Magazine Tree

Just developed in our workshop—a compact, easy-to-carry Magazine Tree! Holds over 75 magazines, catalogs, newspapers, journals—all shapes and sizes. Pick them out, wrinkle-free, quickly, easily. It's a brand-new idea for home, office, or reception room—ideal where space is a problem. 12" W. 13" D. 30" H. Finely crafted of rich grained pine, hand rubbed to a satin sheen. Hardwood spindles and carry handle. Honey pine or maple, antique pine or walnut finish. **$16.50** *Postpaid.*

COMPLETE EASY-DO KIT. Prefitted, drilled, sanded, ready to finish. Simple instructions. **$9.95** *Postpaid. Add 80c West of Miss.*

LARGE NEW FREE CATALOG—700 PIECES—
Finished and Kit Furniture in Friendly Pine.

Include Zip Number
Not Sold in Stores
Money-Back Guarantee

YIELD HOUSE
Dept. A9-7, No. Conway, N.H. 03860

WILLOW DESK BASKET

From Portugal, this Foreign-Intrigue Mail and Stationery Basket is handwoven of natural varnished willow. 2 shelves and 3 deep compartments provide room for complete in and out mail service. Keeps stamps, bills, stationery neatly organized. 11½" x 6¾" x 11" hi. Order #2682 $4.98 + 35¢ shipping chg.

Foster House
Dept. 409, Peoria, Illinois 61601
Please Include Your Zip Code

Write For **FREE** Gift Catalog

COUNTRY CHARM WITH BLEACHED AND UNBLEACHED MUSLIN

. . . pillow shams, dust ruffles and canopy covers in the crisp, fresh tradition of Colonial New England.

Write for brochure showing full line of Country Curtains in many sizes and fabrics. Please add 50c to each order for handling and mailing. Sorry, no COD's.

DUST RUFFLES Twin or full size spring top style, double fullness with 2" hem.
UNBLEACHED, drop lengths 15", 20", 25" 8.00 ea.
BLEACHED, drop lengths 15", 20", 25" 10.00 ea.
PILLOW SHAMS 18"x26" with 2" ruffle.
UNBLEACHED 2.50 ea. BLEACHED 3.50 ea.
CANOPY COVERS 10" ruffle, double fullness. 2" hem. Fits standard single and double bed canopy frame.
UNBLEACHED single and double 10.00 ea.
BLEACHED single and double 12.00 ea.

COUNTRY CURTAINS
STOCKBRIDGE, MASS. **DEPT. 1**

Irish Blessing Labels

Have your letters wearing this lovely Irish blessing! "May the road rise to meet you. May the wind be always at your back . . . etc. Green printing on white gummed paper. Labels are 1½x2" and are sprinkled with shamrocks. Box of 125. **5146-6,** Labels, 1 box, **$1.00** ppd.

Write For New Free Gift Catalog!

Free Catalog

Miles Kimball
135 Bond St., Oshkosh, Wis. 54901



RENAISSANCE IN FEELING, these antique gold-finished earrings will gaily swing into fall fashion. Made for pierced ears or fitted with screw-backs, each 1½" long pendant is embellished with six baroque cultured pearls. Or have them in coral, jet, jade or turquoise color stones. $3.25. Order from Old Pueblo Traders, Dept. AH9, 622 S. Country Club Rd., Tucson, Ariz.

NOSTALGIA! If he loves old cars and you love him you might cross-stitch one or more samplers like this. Kit contains 7½x9½" stamped linen panel and assorted floss. Select the 1917 Ford, 1911 Renault, 1907 Franklyn, or 1903 Cadillac. $1 for one sampler; $2.95 for 4. Frame in maple or mahogany wood. $1.25 each. Plus 35c. Victoria Gifts, Dept. AH9, Bryn Mawr, Pa. 19010.



PRETTY PIGEONS make beguiling accents in a flower arrangement or standing on the curio shelf or the dinner table. This pair is beautifully made of pottery finished in true-to-nature colors of blue, green, and gray. Standing bird is 7¾" high, the sitting one is 6". The pair is modestly priced at $5.25. Order from Old Guilford Forge, Department AH9, Guilford, Conn. 06437.

WHAT AN IDEA! A decorative storage caddy for your iron. It is made of wood finished in maple and lined with asbestos to keep the iron scratchproof. Copper-finished metal is used for trimming on each side. This makes a gay kitchen shower or hostess gift. 10x6½", it holds the standard-size iron. $3.98 plus 35c. Helen Gallagher, Dept. 409-5225, Peoria, Ill. 61601.

FLYING FISH. The uniquely decorative rattan shapes will dramatize a wall or serve as mobiles when hung by cord from the ceiling. Sizes are 8½" diameter, 6" diameter, and 5" diameter. They come in natural color that can be sprayed in gold or colors. $1.98 the set of 3 plus 25c postage. Order from Foster House, Department 409-6818, Peoria, Illinois 61601.



Otto Maya

SHOP YOUR

AMERICAN HOME MARKET PLACE

BY ANN McLAUGHLIN

Order merchandise from the Market Place by sending your check or money order to the company mentioned. Unless otherwise stated, postage is included in the price. Anything not personalized may be returned within seven days for a full refund.



TWIN-FACE ALARM. This is the "his and her" clock designed by the Westclox Company. Case is plastic finished in antique white or clove brown. Besides having twin faces, the clock has two mechanisms with two alarm tones for individual settings. Perfect for couples who rise at different times. 3⅞" high, 7" wide. $12.95. Taylor Gifts, Dept. AH9, Wayne, Pa.

PRETTY SHOW OFF. The natural bamboo easel is designed to display small treasures on table or mantel. Finished in natural lacquer, it comes in three sizes: 5½" wide, 8" high, $1. 8¼" wide, 10" high, $1.25. 9" wide, 12" high, $1.59. Use these to hold paintings, plates, or favorite photos. Miles Kimball, Department AH9, 126 Bond Street, Oshkosh, Wisconsin.

THREE OF A KIND to make the bathroom beautiful: a standard-size hamper, a wastebasket, and a tissue case. All are made of quilted plastic that's so easy to keep clean. Each piece folds flat for carrying or storing. Available in three popular colors: pink, gold, or white. $4.95 for the three pieces. Order from Norfolk-Hill, Ltd., Dept. AH9, 35 Ninth Avenue, New York, N.Y. 10014.

BOOKENDS for cookbooks are not easy to find. Here is a pair in bright red pottery amusingly designed to look like kettles. Bookends are 4½" high, 4¾" wide, and are heavy enough to anchor a line of books. Or, just for fun, use the pair as gay ornaments on the kitchen counter. $3.98 the set. Wales, Department AH87, Hartsdale, N.Y. 10530.

GUIDEPOST for everyone is this prayer: "God grant me Serenity to accept the things I cannot change, Courage to change the things I can, and Wisdom to know the difference." Printed in multicolor on parchmentlike paper, prayer comes framed in ebony or fruitwood. 10x-13'. $4.95 plus 30c postage. Alexander Sales, AH9, 125 Marbledale Rd., Tuckahoe, N.Y. 10707.

wonderful things from Walter Drake

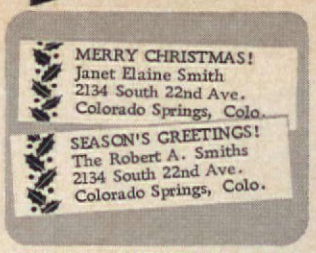

Red & Green CHRISTMAS LABELS
Gummed labels for Christmas cards and correspondence! Red and green holly design with choice of "Season's Greetings" or "Merry Christmas" plus three line name and address in red. 500 labels in plastic box. 2-3 weeks delivery. **X762 $1.00**

Personalized POSTCARDS
Perfect for quick notes! Your name, address, and ZIP in midnite blue on the front. 100 cards 3⅛ x 5½". Real time and money saving bargain. All you need to do is write your message. **P6010 $1.00**



Key Ring SCREW DRIVER
It's practical! Always with you—will fix a machine, open a cigarette lighter, put up a bracket, do 1000 chores. Rugged tool steel—2¼" long—key size yet has full size blade. Great for men or ladies! **H5070—50¢**
Special Gift Price **6 for $2.50**

BILL-PAYING ENVELOPES
75 white 6½" personalized envelopes for bill paying, ordering, etc. No need to break up stationery sets. Return shows name, address, ZIP code. Please print. 48 hour service. **P3003 $1.00**

Personalized DESK MEMO
Ladies' or men's style—whimsical corner cartoon. Ladies' memo says "A short note from," printed name. Men's—"From the desk of," plus name. 200 sheets 4⅛ x 4⅞"—in desk tray. **P7018 Ladies' $1.00**
P7019 Men's $1.00

ZIP Code Directory
Speed your mail to its destination faster than ever using this handy 96-page book. Shows ZIP Codes for over 33,000 main U.S. Post Offices. Observe the new postal regulations by ZIPping all your mail with this directory. **S3006 $1.00**

12 Personalized PENCILS 69c
Any name you want gold imprinted on high quality Venus pencils. Everybody loves them because they are personalized. Prevents loss. One first and last name to a set. Full size 7½" long. Smooth writing No. 2 lead, rubber erasers. Great for gifts. **S854 Set of 12 69¢**

4 IN 1 SHREDDER
With Shredaid you can shred, grate, slice, *and* store food with just one handy kitchen gadget. Three different metal attachments plus a lid that fits on top of the one-quart dish for refrigerator storage. Easy to clean, dishwasher safe. Heavy duty plastic about 7½" x 4". **K1019 $1.98**

500 ADDRESS LABELS 50¢
Great for envelopes, stationery, checks. Crisp black ink, rich gold stripe on the side. 2" long, padded 3 or 4 lines, up to 25 letters and spaces per line. America's biggest label bargain. **S714 50**

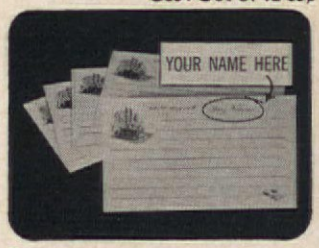

Personalized RECIPE CARDS
Cute kitchen scene plus "From the kitchen of" and your name in beautiful blue script. 3 x 5" cards—9 lines widely spaced for writing or typing. Fit standard recipe files. Give away or keep yourself. Specify name. 75 cards, 48 hr. service. **P4002 $1.00**

KITCHEN WRAP-STACKER
Organize waxed paper, foil, Saran wrap, etc., in one space-saving rack for kitchen cabinets. No more jumbled boxes. Heavy wire, coated with tough white vinyl, holds 6 boxes. 5⅛" wide, 8" high, 9½" deep. **K958 $1.98**

CIRCUS WALLPAPER CUTOUTS
Decorate nursery, playroom or de with giant 2 ft. circus animals. 4 piece set of animals, stars, balls Full color. Red and white tent poles canopies. Heavy paper, cut and ap ply like wallpaper. **F4028 $3.9**



CALENDAR TOWELS
A charming personal note for kitchen wall, den, or family room. Currier and Ives picture printed in lovely colors on genuine linen—your name artistically embroidered in panel. Wood rod, tasseled cord for hanging—turns into 16x27 tea towel when year is over. Specify last name. 48 hour service. **P6007 $1.49**

PORTABLE TV POLE
Will hold any portable set up to 14" deep and 17" high. Brass plated pole fits against ceiling with spring tension—install "Hi" for in-bed viewing, or "Lo" for regular viewing. **H1057 $9.95**

Send for FREE Catalog

CLIP! MAIL TODAY! WE SHIP WITHIN 24 HOURS!
Walter Drake & Sons, 409 Drake Bldg., Colorado Springs, Colo. 80901

SATISFACTION GUARANTEED
or your money back

NAME_____
ADDRESS_____
CITY_____ STATE_____

Stock No.	How Many	Name of Article	Price

Earn $50.00 selling 50 boxes of "Festive" Christmas and "Glamorous Greetings" all occasion card assortments. Call on friends and neighbors—start a gift shoppe in your home—or help raise funds for your club or group.

BIG FREE CATALOG

Hundreds of unusual gifts, household and baby items, novelties, toys, decorations and jewelry. Also full color literature showing Christmas and everyday cards.

94 FREE SAMPLES

Name imprinted Christmas cards, 25 for $1.95 to 25 for $10.50. Beautiful, distinctive cards on parchment, plastichrome and other fine quality paper stock. Many religious themes.

You can also take orders for personal stationery, wedding announcements, imprinted napkins, book matches, etc.

Flannel Backed Madeira Tablecloth

Stainless Steel Servespoon

Scented Brandy Candle

BONUS OFFER FOR EARLY ORDERS.

Send coupon for free samples plus $6.75 worth of cards on approval.

Everything you need to start earning big money.

Profits for Everyone Since 1921.

MITCHELL GREETINGS CO. DEPT. A-9
47 W. 7 Mile Road, Detroit, Michigan 48203

Gentlemen: Please send me free catalog, imprinted cards and samples on approval.

Name _____

Address _____

City and State _____

CLOTHES HAMPER TABLE

FINISHED OR UNFINISHED

It's hard to believe this beautiful cabinet is also a practical clothes hamper. Sorts laundry for you—top drawer holds lingerie and other hand washing; big tilt-front bin holds family wash. Both have no-snag wood basket interiors for proper venting. Both instantly removable for easy emptying. Doubles as lovely bath table too—top holds toiletries and such—drawer holds soaps, etc. Crafted of knotty pine in satin-smooth honey tone or maple, antique pine o walnut finish. Handsomely louvered front, brass knobs. 30" H. 22" W. 11½" D. **$29.95.** Unfinished **$26.95.** Both Exp. Chgs. Col.

BEAUTIFUL NEW FREE CATALOG—700 PCS.
Finished and Kit Furniture in Friendly Pine

Include Zip No.
Not sold in stores
Money-Back Guarantee

YIELD HOUSE
Dept. A9-7
North Conway, N.H. 03860

CURTAIN CHARM

WITH BALL FRINGE ON UNBLEACHED MUSLIN

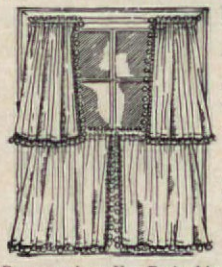

20", 25", 30", 36", 40" long **3.00**
2 pairs to window **6.00**
45", 54", 63", 72" long **4.50**
81", 90" long **6.00**
all types 80" wide per pair
Matching Valance 9"x80" **1.50**

Please add 50c to each order for handling and mailing

For years clever New England housewives have made these charming UNBLEACHED MUSLIN curtains for every room in the house. Now you can buy them direct with all the original simplicity, warmth and handmade look. Practical, long-wearing, these unusually attractive curtains of off-white muslin with matching color ball fringe retain their crisp appearance with a minimum of care. Also available in bleached white muslin for $1 more per pair. Valance .50 more. *Satisfaction guaranteed. No COD's please. Send check or money order. Write for illustrated brochure showing other curtains, dust ruffles and pillow shams in bleached and unbleached muslin as well as burlap, floral prints, calico ruffles, organdy, Osnaburg, and bedspread fringe.*

COUNTRY CURTAINS
STOCKBRIDGE, MASS. DEPT. 1

CROSS-STITCH PILLOWS

Decorative designs stamped for easy embroidery on washable basketweave cotton. Complete kit includes stamped fabric, zipper, colorful floss, ball fringe, and simple instructions. Choose Raspberry Red, Williamstown Blue, Olive, or Orange. Pillow form also available.

Pillow Kit, 16" square.....$3.95
Pillow Form.....$1.95

PLEASE ADD 35¢ POSTAGE
Pa. Res. Add 5% Sales Tax. Sorry No COD's

VICTORIA GIFTS
12-A Water St., Bryn Mawr, Pa. 19010

Solid Mahogany: $15.95
VICTORIAN TABLE

New way to save on the finest quality furniture. Shipped FOB factory, direct to your home. All carvings are done by hand: Italian marble tops. Large choice of sofas, chairs, tables, lamps, clocks, bedrooms. Superb workmanship, at modest prices.

Send 50c for America's largest Victorian furniture & accessory Catalog Fabric samples FREE. You'll love it!

MAGNOLIA HALL (Dept. AH-9)
726 Andover/Atlanta, Ga. 30327

14" Marble-top table in solid mahogany
$15.95

FREE!

GIFT CATALOG

NEW, UNUSUAL IDEAS BY MAIL —FOR EASY FAMILY SHOPPING

Page after page of top-quality, inexpensive items from all over the world—for you, your family, friends—many available only from BRECK'S. Explore wonder-worlds of shopping by mail—send for FREE CATALOG today!

BRECK'S OF BOSTON
X10 BRECK BLDG., BOSTON, MASS. 02210

Pistol-Handled Stainless
in an heirloom tradition

FIDDLE BACK

An exact replica of a famous old sterling pattern, with graceful pistol handled knives, 3 tined forks and rat-tailed spoons. In heavy hand-forged satin finished stainless. Service for 8 includes 8 dinner forks, 8 dinner knives, 8 salad forks, 8 soup spoons, 16 teaspoons, plus 2 serving spoons.

50-piece service for 8.....$29.95
75-piece service for 12..... 44.95

Also available: BETSY ROSS FIDDLE BACK stainless steel. Complete 50-piece service for 8, $29.95; 75-piece service for 12, $44.95.

All prices ppd. Write for FREE catalog and open stock price list.

SETH and JED Dept. A-97
New Marlborough, Mass. 01246

BACK-PORCH ROCKER. This durably constructed high-back chair will be the family favorite. Made of solid oak it is 23x17x49". Seat is woven double-ply natural cane. Sanded, ready to paint, stain, or wax it is $19.95; or order it in natural oak finished in blond lacquer for $21.95. Exp. coll. Order from Jeff Elliot, Department AH9, Statesville, North Carolina.

BON APPÉTIT. For salads and seasonings use the Blue Onion set that comes in a polished brass-plated rack. Oil and vinegar bottles are 7" high, salt and pepper shakers are 2" high, and mustard jar is 2" high. All are made of white ceramic decorated in the traditional dark blue design. $2.98 plus 50c postage. Order from The Ferry House, AH9, Dobbs Ferry, N.Y.

FULL SAILS AHEAD. Use this fine reproduction of the Pinta as decoration in a family room. Made of distressed wood, it has square rigged canvas sails attached with lanyards and a wooden base marked with the name of the historic sailing ship. 10½" high. $7.95 plus 50c. Sister ship, Santa Maria, is the same price. Bon-A-Fide, AH9, 1 Park Ave., New York, N.Y.

SUPERB COLLECTION. To own or to give as a gift choose this fine book that contains 100 color reproductions of famous paintings. 12x 15", it provides a way for learning about world masterpieces. Or, if you prefer, frame and hang the reproductions. Among the 100 artists represented are Modigliani, Picasso, Brueghel. $5.95. Great Art Treasures, 420 Lexington Ave., N.Y.

NU-SLANT for sleep Comfort

Adjustable Head or Leg Elevator raises the full width of your mattress 5 to 14" for greater rest and comfort. Better than extra pillows. Like hospital bed but at far less cost and no sick room appearance. Keeps back and torso straight at 7 preselected heights. **Head Elevation** for extra comfort during bronchial, diaphragm hernia, breathing, heart ailments. Ideal for reading, TV. **Leg Elevation** eases varicose and other leg discomforts. Folds invisibly flat. Plywood. Twin Bed Size $11.50; Double or ¾ Bed Size $12.50. We pay postage & ship in 6 hours. Send check.

MONEY BACK GUARANTEE

BETTER SLEEP Box AA | New Providence, New Jersey 07974

Authentic Service for Coffee D.O.M
$5.00 set of four

These handsomely glazed, moss green ceramic mugs are fired for lustrous, lasting beauty. Each mug is decorated with a reproduction of an ancient red wax seal. The original recipe for making Coffee D.O.M is enclosed with each set ordered.

Set of four 7 oz. mugs $5.00 post paid

Send check or money order to Benedictine, Dept. J, Box 4423, Grand Central Sta., N.Y. 10017
Julius Wile Sons & Co., New York 86 Proof

Make your own CANDLE STICKS



From old turned spindle stair posts. Sent to you just as they come from old homes. Varied, ornate designs, 24 to 30 in. high.

Directions, 'How to Refinish' FREE — immediate delivery.

$3.00 ea. ppd., cash—check

SPINDLES • Box 6251
Shawnee Mission, Kansas

IF YOU WOULD LIKE TO FIND OUT HOW TO PLACE AN ADVERTISEMENT IN THE AMERICAN HOME MARKET PLACE, WRITE:

AMERICAN HOME MAGAZINE, DEPARTMENT MP
641 LEXINGTON AVENUE, NEW YORK, N. Y. 10022

CREATE A MURAL with a pair of beautiful peacocks. Each graceful bird is made of wrought iron finished in mat black with highlights of gold. Each is 20x14". The pair is arresting when hung in a foyer, dining room, or any area that needs a dramatic accent. $7.98 the pair plus 75c postage. Order from Harriet Carter, Department AH9, Plymouth Meeting, Pa. 19462.

BLUE-AND-WHITE DELFT china makes arresting costume jewelry. The oval earrings can be ordered for pierced ears or with screws. The matching pin is about 1¾" in diameter. Blue floral design on white background complements many costumes. $2.49 for the earrings or for the pin plus 39c postage. Here's How Co., Inc., Dept. AH9, 59 Tec Street, Hicksville, N.Y.

FOOTED MUGS of fine white china are designed to go with your informal tableware. Each holds 8 ounces, has easy-to-grip handle, and measures 3" high. A set of four is modestly priced at $3.98 plus 35c postage. Use them, too, for serving custard and ice cream desserts, and as hostess and shower gifts. Order from Helen Gallagher, Dept. 409-6270, Peoria, Ill. 61601.

SILK OR SATIN was never so soft as this whimsical whale carved of solid walnut. It should have a "hands off" sign because anyone who holds it will be sure to palm it on touch. In 3 sizes: 2x4", $3.95; 5½x2½", $4.95; 7½x2¾", $6.95. It's a lovely addition to any room. Order from Carras Creation, Department AH9, Route 9, Box 482, Springfield, Missouri.

Your Morning News

—served up with a smile for you, Mom, on the reverse side. "Read-Eze" makes an attractive addition to the place setting and rates you Number One for thoughtfulness. It's the handy holder needed by those who read at the breakfast table—holds standard newspapers and magazines of all sizes. And, Mom, you'll find it great for holding cook-books, if you can get it away from Pop! Satin aluminum printed in cheerful orange and black. 7⅛"x11¼"x7½". $2.98 plus 30 cents postage. Write to **"Read-Eze," Dept. A—P. O. Box 4627, Memphis, Tennessee 38104.**



BIG $$$ CAKE DECORATING CANDY MAKING

HOUSEWIVES WANTED . . . .

No Experience Necessary. $5 an hour easy in spare time. Endless demand for lovely, original Cake Decorations and luscious, Professional Candy for Xmas, Easter, Weddings, Birthdays, Parties, all holidays and occasions. WE SHOW YOU HOW to turn your kitchen into a gold mine. No capital required, start your own business small, grow big. *No age or educational limits.* Big Money from churches, clubs, business firms, social parties, etc. *Write for Free Facts* on complete home instructions. Candy & Cake Institute, Dept. AVR, 1600 Cabrillo, Torrance, Calif. 90501

NOW FREE

FREE! 3 month sample subscription to "Fun and Profit Hobbies" magazine for Cake Decorators and Candymakers.

Learn the secrets of gift-wrapping!

New, 24-page, full-color book describes all the creative techniques developed by Dennison experts. It's easy to wrap a gift beautifully. So simple you'll be amazed. Every gift you give will have your own personal touch. How to use ribbons and bows effectively. How to select colors and designs. Give your gifts a distinctive personality that reflects your sentiment. Send 50c, with name and address, to:

Dennison DEPT. W236, FRAMINGHAM, MASS.

NAME_____

ADDRESS_____

CITY—STATE_____ ZIP_____

Fabulous 50c Offer

FIRST EDITION! LIMITED EDITION!

4 Exquisite American Heritage Large Art Prints from the Colorful Civil War Era 50c each

Fabulously beautiful ink drawings of Union and Confederate soldiers by American artist Scott, on Heavy Art paper ready to frame and hang. Unusual "tall" shape so good for home or office! Never offered publicly before. Limited edition, will not be sold through stores. 4 different prints, ideal for narrow panels, or in pairs or a row. Each 26" tall, 9" wide.

FREE Giant Antique Map of America 100 years ago in Full Color. (17" x 21") on parchment Regular $15 Value YOURS FREE!

WORLD ART GROUP, Studio 9AH
54 Church Lane, Westport, Conn. 06880

Please rush me the 4 American Heritage Soldiers for just $1.98 plus 25c pp & Hdlg on money back guarantee if not 100% satisfied. Also include Giant Map Absolutely Free.

I enclose $_____

Name _____

Address _____

City _____ State _____ Zip _____

☐ SAVE! Order 2 sets of American Heritage Soldiers for only $3 postpaid (Save $1.50) you receive 2 GIANT Early American Maps absolutely FREE. Extra set makes thrilling gift.



Plastic Bathtub Edging

Now you can seal the unsightly crack between wall and tub in beautiful mix, match or accent colors! Inexpensive plastic tile pieces look like costly ceramic, easily glue in place. Kit has 24 pieces to do an average tub alcove. **6873-6,** Black; **6874-6,** White; **6875-6,** Pink Tile Kit, **$3.98** ppd.

Write For New Free Gift Catalog!

Free Catalog

Miles Kimball

135 Bond St., Oshkosh, Wis. 54901

ELECTRIC BREWMASTER

In less than three minutes you have 4 cups of boiling water for tea, coffee or bouillon. Moss Rose motif on white porcelain. 5' cord included. AC.

4438-Electric Brewmaster $1.99 ppd.

Send for FREE gift catalog

Gracious Living

D-1409 BERKELEY, R. I. 02864

Deluxe Name & Number Marker Style NMX . . . $4.95 postpaid

For Mailboxes, Lawns and Lamp Posts

Save up to 40%! America's finest, most popular nameplates come to you direct from the factory – not available in stores! Your name and number shine in headlights—like highway signs! For any mailbox, lawn or lamp post – installs in a minute. Superluxe quality.

- Any wording you want — same on both sides (except SMX).
- Room for 17 letters and numbers on name plate; 6 on number plate.
- Reflector-beaded, white letters permanently embossed in solid metal plates.
- Your choice of Black, Red, Brown or Green baked enamel background.
- Solid, rustproof aluminum — so good they are guaranteed 10 years.

Fund Raisers, Salesmen, Senior Citizens — earn handsome profits taking orders for Spear products. Write today for details.

SATISFACTION GUARANTEED OR YOUR MONEY BACK
FAST SERVICE — WE SHIP IN 48 HOURS

Spear ENGINEERING COMPANY

404-8 Spear Building, Colorado Springs, Colorado 80907

THE PERFECT PERSONAL GIFT

SUPERLUXE DAY-n-NIGHT Markers

For Mailboxes, Lawns and Lamp Posts

Unconditionally Guaranteed 10 Years!

THE JOHNSONS 2917

Mailbox Marker (wording one side) Style SMX $1.95 postpaid

Mailbox Marker (wording both sides) Style MX $2.95 postpaid

R A JOHNSON 2917

Deluxe Mailbox Marker Style EMX $4.45 postpaid

JOHNSON R.1 BOX 17

Framed Mailbox Marker Style MFX $3.95 postpaid

THE R.A JOHNSONS R.D.

OAK HILL FARM

Two-Line Mailbox Marker Style OMX $5.95 postpaid

To order lawn stakes (Kit L) or lamp post fittings (Kit P) for mailbox nameplates shown add $1.00. Suggested uses at right →

ORDER 2 OR MORE MARKERS — TAKE 10%
SPEAR ENGINEERING COMPANY
404-8 SPEAR BUILDING, COLORADO SPRINGS, COLORADO 80907

STYLE	ANY WORDING YOU WANT	PRICE

COLOR

☐ Remittance enclosed, shipped postpaid in USA
☐ Ship C.O.D. I will pay C.O.D. fees and postage

Ship to _____

Address _____

City, State, Zip _____

Decorating Magic at your fingertips...

TREASURE GOLD

NON-TARNISHING WAX GILT

It's easy to transform frames and accessories with Treasure Gold. Use a Christmas card Madonna, pressed strawflowers and velvet mat to make this charming picture. Highlight the dark frame with Treasure Gold: simply apply with your finger and buff. The lovely finish will remain unchanged for years. Dozens of beauty treatments in each jar. $2 ppd.

TREASURE GOLD, Dept. AH-9
P. O. Box 7187, Louisville, Ky. 40207

This Year Send

YULECARDS®

THE ORIGINAL PHOTO CHRISTMAS CARD

• Slim Line • Folders • Traditional

BLACK & WHITE with envelopes	FULL COLOR with envelopes
20 FOR $1	20 FOR $3
PLUS 35¢ SHIPPING	PLUS 35¢ SHIPPING

FREE SAMPLE CHRISTMAS CARD

Mail color negative or slide for full color card; or send black and white negative for de luxe black and white photo card. (Enclose 10¢ shipping.) If no negative, send black and white photo and add 50¢ for new negative, or send color print and add $1.00 for new color negative. **Free folder sent with sample.** SATISFACTION GUARANTEED

YULECARDS® DIV. OF MAIL-N-SAVE
DEPT. Y-2 QUINCY, MASS. 02169

Sell GREETING CARDS & GIFTS

Christmas and All Occasion Cards
Jewelry • Stationery • Wrappings • Toys
Over 200 Name Imprinted Christmas Cards

Christmas Ass'ts. $1.00 up

Make Extra Money For Your Organization Or Yourself In Spare Time

No experience needed. Organizations, individuals, shut-ins—all can succeed. Make big profits to 100%, plus Bonus Plan. Write today for samples on 30 day trial and Free Color Catalog, Free Name Imprinted Christmas Card Album, Gift Offer and all Details.

HEDENKAMP, 361 Broadway, Dept. AH-40, New York, N.Y. 10013

Mail Coupon Today

Name.....
Address.....
City, State, Zip Code.....

Genuine IVORY RING $3.98 PPD.

A masterpiece from Hong Kong that is sure to become a family keepsake! Delicate rosebud design is intricately hand carved over the entire outer surface of the band. Made of genuine ivory. Send ring size.

MONEY BACK IF NOT DELIGHTED

HARRIET CARTER Dept. A967 Plymouth Meeting, Pa. 19462

REMARKABLE VALUE!

EARLY AMERICAN MULE EAR CHAIR

$5.95 EACH

Direct from workshop to you.

Fully assembled with double-ply natural cane hand-woven seat; a value you can't duplicate anywhere. Mule ear steam-bent back posts are 35" high; seat 16"x13½" and 17½" high. It's handmade from selected native hardwoods (birch or ash). Unpainted $5.95 each. Natural finish (blonde) $6.95; finished in Maple, Pine or Walnut.....$8.95. Minimum order TWO. 10% discount on six.

Prompt shipment. Express charges collect. Satisfaction guaranteed. Send check or money order.

Jeff Elliot Craftsmen

Dept. A-97 • Statesville, North Carolina 28677

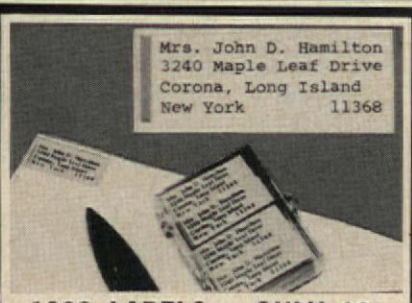

1000 LABELS... ONLY 99c

We print up to 4-line name and address, including ZIP CODE. No need to ever write a return address again. We pay postage.

4201 — 1000 Gummed Labels.....99c
4264 — 500 Golden Labels.....$1.99
4265 — 500 Press-On Labels.....$1.99

Send for FREE gift catalog

Gracious Living

D-1409 BERKELEY, R. I. 02864



OLD-FASHIONED

WIRE WHISKS

The whisks used on TV for mixing, beating, scrambling and whipping.

SET OF 3 (6", 8", 10") $1.59 PPD.
2 SETS—$3.00 PPD.

Mass. Res. Add 3% Sales Tax

FREE CATALOG

Bigger and more exciting than ever... just jam packed with fine old-fashioned items that are wonderful to keep or give as gifts to family and friends.

THE COUNTRY STORE AT CENTERVILLE

Dept. A5, Cape Cod, Mass. 02632

Illuminated Fountains

A Charming Novelty

Changing Color Display
Changeable nozzles with 26, 36, 48, or 50 outlet holes.

Models from $17.25

Write for free colour catalogue to:

GARVENS OHG.

Delivery all Countries.

Dept. A, Box 29, Aerzen/Hamein, West Germany

Gift Ideas! . . .

Send for Free New 196-page Catalog with thousands of exciting Gifts, Imports, Toys and Housewares! All merchandise delivered postpaid!

Miles Kimball

133 Bond St., Oshkosh, Wis. 54901

AN OLD FAVORITE. The steeple clock shown here is an exact reproduction of an early 19th-century timepiece. Frame is made of walnut or cherry with a painted glass panel that shows a sailing ship. Dial has black numerals. 19¾x10x-5½". An 8-day clock movement strikes the hour and half hour. $37.50. Order from Mason & Sullivan, Dept. SCA, Osterville, Mass.

EL BANCO is the handsome bench you can use for many purposes: a hassock, a pull-up table, a luggage stand. Sturdy frame and hand-turned legs are wood finished in antique walnut. Top is interlaced straps of fine saddle leather studded with hand-hammered nails. 18x18x-14½". $24.95 for one; $48 a pair. Exp. coll. Bon-A-Fide, AH9, One Park Ave., New York, N.Y. 10016.

SLEEK, CRYSTAL HURRICANES come in two sections for easy care. The base is well balanced and the shade is made of wavy glass with a diamond optic design. The shade and stick are 9¾" high. $4.50 the pair (two sticks and two shades). 6" ivory spiral candles are 50c a pair. From Sturbridge Yankee Workshop, AH9, 1 Brimfield Turnpike, Sturbridge, Mass.

YOUR OLD FUR COAT INTO A NEW JACKET, CAPE OR STOLE

I. R. Fox, New York's greatest fur remodeling specialist, restyles your old worn fur coat into a glamorous new cape, stole or jacket. Our low remodeling price includes cleaning, glazing, repairing, new lining, interlining, monograms. Dozens of styles at $27.95 (mink, beaver, extras add'l.). Shipping carton supplied free of charge. Write for FREE STYLE BOOK — 40 New Styles! All Work Guaranteed Regardless Of Age Of Coat!

I.R. FOX Dept. B-1 146 W. 29th St., New York, N.Y. 10001

PHOTO-GO-ROUND

Take treasured snapshots out of hiding. Display them in this revolving photo file! No gluing! No mounting! Simply slip photos up to 3½"x5½" into the protective transparent windows suspended on the sturdy wooden base. Envelopes for 160 pictures are included. Will hold up to 600.

$10.95 postpaid. Envelopes for 32 extra photos, $1.

FERRY HOUSE Dept. AH97 Dobbs Ferry, N.Y.

ONLY $2.40 PER ACRE

500 ACRES

GOOD FARMLAND

$1200 TOTAL PRICE

$120 DOWN, $36 PER MONTH

FREE COLORED BROCHURE

500 acres of good farmland where vegetables, rice, wheat, corn, fruits, and most anything planted thrives. Annual rain fall 45 inches. Temperatures range from a low of 50 degrees to a high of 85 degrees. Pioneers from all over the world are pouring into this country seeking their fortunes. Some of the largest companies in the world are building factories throughout the land. We have 750 farms of 500 acres each to sell. They are located 400 miles from the capital of Brazil, South America. Each farm has been fully surveyed, staked and registered. Mineral rights included. All of our titles are free and clear. Free booklets showing pictures and giving complete details sent upon request. Selig Bros. Real Estate Company, 42 W. South Street, Indianapolis, Indiana. Telephone area code 317 634-8328 or residence phone 283-1256. We are members of the Indianapolis Chamber of Commerce.

PAINT 10 TIMES AS FAST

Shur-line PAINT EDGER

2 guide wheels make your straight-line trimming sharp and clean. 10 times faster than brush trimming next to ceilings, baseboards, doors or window frames!

$1.10

AT PAINT-HARDWARE DEALERS AND PAINT DEPARTMENTS: SHUR-LINE MANUFACTURING CO. LANCASTER, N. Y.

DEER OR DUCK? Choose beautifully cast-iron hooks for use in your family room, bathroom, or kitchen. Finished in gun metal, a pair of ducks or a pair of deer will make a sturdy rack for a rifle or shotgun. Each hook is 6½x4½". $5.95 a pair plus 65c postage. Two pairs for $11.50. Order from Clymer's of Bucks County, Department AH9, Point Pleasant, Pa. 18950.

THE PAINT HORSE is a compact case to be used as a seat, easel, table, and paint box. Adjustable back holds all size boards and canvases. Sectioned drawer holds painting gear. Made of outdoor plywood and solid pine sanded and ready to finish. Open: 33x14". Closed: 34x 8". $28.95. In kit form it is $21.95. Order from Yield House, Dept. AH9, North Conway, N.H. 03860.



DELUXE COMFORT. Attach this decorative brass nameplate over the lock on your entrance door. Besides being handsome and marked with your last name, it is fitted with a battery-operated light. Press button and light shines on lock. 3¾" long. $1.95 including engraved name. Order from Crescent House, Dept. AH9, 135 Central Park Road, Plainview, New York 11803.

THE BEAUTY OF LEATHER

is more than good looks: it is long wear, easy care, and livability. This sofa has everything you could want for your library or play room. Hard maple frame finished mahogany, walnut or fruitwood. Full web base, hand tied coil springs, spring and foam cushions. Brass nail trim; casters on front legs. D 34, H 29, Length 84". $420.00 in red, green, brown, black, oxblood or gold top grain leather. In expanded plastic cover, $265.00. Also available in 52, 60, 72 and 96 inch lengths. Full details in catalog. Shipping chgs. coll. No C. O. D.

Send 25c for new 1968 catalog

Ephraim Marsh

Dept. 491, Box 266, Concord, N.C. 28025



How to

MAKE MONEY WRITING

. . short paragraphs!

You don't have to be a trained author to make money writing. Hundreds now making money every day on short paragraphs. I tell you what to write, where and how to sell; and supply big list of editors who buy from beginners. Many small checks can add up to worthwhile money. No tedious study. Learn how to write to sell, right away. Facts free, write **BENSON BARRETT, Dept. 18-W, 6216 N. Clark St., Chicago, Illinois 60626**

100 Imported Tulip Bulbs—$2.98

Order now, 100 Tulip Bulbs av. 3½" circ. Hardy, Imp. from Denmark or Italy or a mix from both. Rainbow mix asst. Must bloom 1st season and 5 yrs. or replaced Free. Free—6 Dutch Muscari Bulbs (6 cm.). Also 6 Holland Snowflake Bulbs (3½ cm.) if order mailed by Nov. 30th. C.O.D. postage extra. 200 Bulbs (12 Muscari) $5.89. Cash orders add 65c & we ship ppd. Holland Bulb Co., Dept. MX-1402, Grand Rapids, Michigan 49502.

NEW

Clip and Mail this Ad to . . .

FREE BOOK *tells you* HOW TO LEARN DECORATING *skills of the pros!*

New Home Study Method — Fascinating field for men and women. Learn in spare time. Excellent starting point for career. Practical basic training. Approved supervised method. Low tuition. Easy payments.

Please send me FREE and postpaid your valuable new illustrated book, "Adventures in Interior Design & Decoration". No obligation. No salesman will call.

NAME_____

ADDRESS_____

CITY_____ ZONE____ STATE_____

Chicago School of Interior Decoration, 835 Diversey Pkwy., Dept. 553-019, Chicago 60614

TROPICAL COLORS DECORATOR FISH NETTING

A full 6-ft. x 15-ft. of rayon and cotton!

1" Mesh $2.49 + 35¢		2" Mesh $1.59 + 35¢
2901	Ocean Blue	2902
2914	Cloud White	2906
2915	Natural Brown	2907
2916	Tropic Orange	2908
2917	Ebony Black	2909
2918	Sea Green	2910

Helen Gallagher

Dept. 409, Peoria, Illinois 61601

Please Include Your Zip Code

Write For **FREE** Gift Catalog

2,000 EARLY AMERICAN REPRODUCTIONS

Direct by mail, huge selection of hard-to-find items, Colonial furniture, early colored glass, pewter, dinnerware, hand-forged latches and hinges, chandeliers, candle holders, clocks, fire-tools, switch plates, much more! Great way to gift-shop for Early American fans. Send 25c for 80-page catalog, many full color illustrations.

Old Guilford Forge

98 Broad St., Guilford, Conn. 06437

GLOVE-SOFT APACHE BOOTS

Genuine Deerskin with molded genuine rawhide leather sole and heel lift. Smoothly styled for indoors or outdoors. Trim footnote to slim pants; blissful comfort anytime. Natural, Black, Loden Green, Rust. Full and half sizes 4–10, M & N.

Satisfaction guaranteed ($3 deposit for COD's)

$11.95 Plus 50c post.

OLD PUEBLO TRADERS

622-AGB-So. Country Club Rd., Tucson, Ariz. 85716

LARGE or HALF SIZES

38 to 56—14½ to 32½

FREE FASHION CATALOG

Dress Like Your Slimmer Friends and Look Younger, Prettier, Instantly

See latest styles in full color. Great values in your size: dresses from 3.99 to 24.99; coats, suits, sportswear, lingerie, shoes, corsetry . . . made to fit you perfectly . . . all low priced!

MAIL COUPON TODAY

Roaman's FIFTH AVENUE at 39th Street

Dept. 100, New York, N.Y. 10018

Send FREE catalog of Larger and Half Size fashions

Name_____

Address_____

City_____ State_____ Zip_____

TALL or BIG MEN

FAMOUS BRANDS GO KING-SIZE

ARROW SHIRTS—McGREGOR JACKETS

MANHATTAN SHIRTS—CORFAM SHOES

We specialize in large sizes only. Famous ARROW, McGREGOR, and MANHATTAN new No-Iron Sport and Dress Shirts. With bodies 4" longer, sleeves to 38". Slacks with longer inseams, higher rise, waists 30"-60". 80 SHOE STYLES 10-16 AAA-EEE. **Write for FREE 80 page Color Catalog.**

Gentlemen:

Please rush your new 80 page Full-Color KING-SIZE Catalog of Apparel and Footwear for Tall and Big Men exclusively.

Name _____

Address _____

City _____ **State** _____ **Zip** ____

KING-SIZE INC. 7717 King-Size Bldg. Brockton, Mass.

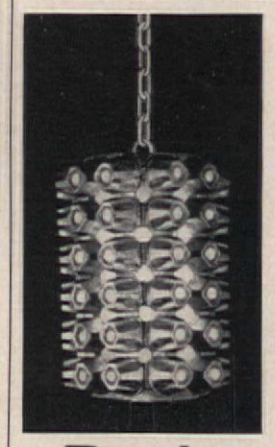

Make Your Own Decorator Lampshade from Egg Cartons

Easy Directions in FREE Bonus Book—Yours when you subscribe to

Pack-o-Fun

Hanging lamp is typical of dozens of beautiful things this Free bonus book shows you how to make from egg cartons. All are typical of ideas in Pack-O-Fun, the Scrapcraft magazine. Each month Pack-O-Fun gives you 100 ideas for turning *all kinds* of scrap materials (not just egg cartons) into decorations, bazaar items, gifts, toys, games and such.

All are made from no-cost things like old flash bulbs, burnt matches, foil scraps, plastic bottles, etc.

Each issue is jam-packed with fabulous ideas for seasonal events—for birthdays, holidays, every major occasion. Monthly theme ideas for leaders and teachers, too. Subscribe today!

Money back if you're not completely pleased.

FREE BONUS BOOK

With Each Subscription

1-Year 10 issues only $3.00

PACK-O-FUN Dept. 1477, Park Ridge, Ill. 60068

Payment enclosed for Pack-O-Fun subscription:

☐ **$5 for 2-Years (Save $1)** ☐ **$3 for 1-Year**

Send Free bonus book under separate cover.

Name_____

Address_____

City, State, Zip_____

SECRETS of Teaching Yourself MUSIC

revealed in your own home this money-saving way

YES! Teach yourself Piano, Guitar, Accordion, Violin, ANY instrument—even if you don't know a single note now! No special "talent," no previous training needed. Famous low-cost U.S. School of Music Course, with step-by-step pictured lessons, make it simple as A-B-C. Everything is in print and pictures. First you are told what to do. Then a picture shows you how. You'll be amazed at how easy it is! You start by playing actual *pieces*. Sooner than you may imagine you'll amaze friends by playing your favorite music—hymns, pops, classical, jazz, country music, dance tunes, etc. Over 1,250,000 students all over the world.

Stop Cheating Yourself of These Joys

Popularity. New friends. Gay parties. Musical career. Extra money. Banish worries, frustrations. Satisfy self-expression, creative urge. Gain self-confidence.

Write today for 36-page illustrated FREE book. **U.S. SCHOOL OF MUSIC, STUDIO A 1799, Port Washington, New York 11050.** (Est. 1898, Approved by N. Y. State Education Dept.)

Now You Can Learn Music In Your Own Home

FREE BOOK

Print Name.....

Address.....

City & State..... Zip Code.....

START YOUR ANTIQUE BUSINESS AT HOME!

A chair bought for **$2.00** Sold for $27.00

A copper kettle bought for **$4.00** Polished and sold for $18.00

PROFIT: Amazing New Plan Starts You Quickly to Big Profits • Spare or Full Time • No Showroom, Store or Office Needed. **PLEASURE:** Plan easily makes you an expert in the Prestige Profession of Antiques • Diploma Granted. **PERSONAL GUIDANCE:** Remarkable Research Service Guides You Step By Step. **Please Rush FREE "Profit and Pleasure in Antiques" Booklet.**

American Institute of Antiques
550 - 5th Avenue,
New York, N.Y. 10036, Dept. A-79

ELEGANCE YOU CAN AFFORD

Write for FREE illustrated 68 page catalogue. Chandeliers, sconces and candelabra of imported crystal. Wrought iron and early American brass. Designer originals at factory prices, $42.50 to $1150.00. Shipped prepaid, insured, in U. S. A. Satisfaction guaranteed. Elegant designs for over a quarter of a century.

KING'S CHANDELIER CO.
Dept. A-81, Leaksville, North Carolina 27288

NEEDLEPOINT HANDBAG

Here's a handsome, personalized handbag, all ready for you to monogram in a striking needlepoint design. Made of burlap, with a sturdy slip-through handle, it has taffeta lining, an inside pocket and a 4½" monogram. The handbag is 11" x 11" in size. Kit includes: bag, tapestry, canvas, yarn, needle, monogram chart, full instructions. Colors: natural, black, navy, loden green and red. Only $5.95 plus 50c pstg.

Send 10c For Art Needlecraft Catalog

the stitchery Dept. AH409 Wellesley, Mass. 02181

SUSAN BOOK COFFEE TABLE

NOW IN 2 SIZES
FINISHED OR IN KIT

Here Is The Loveliest And Most Completely Useful Table Made

Handsome swivel coffee table holds books, record albums, magazines—all neatly arranged, titles clearly visible, accessible from any seat. Skillfully crafted of rich grained pine with rugged steel ball bearing swivel. In honey tone pine or maple, antique pine or walnut finish. Both 16¼"H. book area 12½"H. 36" dia. (holds 100 books) **$39.95;** 24"dia. (holds 40 books) **$26.95.** COMPLETE KITS: Ready for quick assembly and finish. Simple instructions. 36"—**$26.95;** 24"—**$16.95** Express Charges Collect.

BEAUTIFUL NEW FREE CATALOG—700 PIECES
Finished and Kit Furniture in Friendly Pine

Include Zip No.
Not Sold in Stores
Money-Back Guarantee

YIELD HOUSE
Dept. A9-7, North Conway, N. H. 03860

WHITE SOUND for Sound Sleep

Sleep Mate Units at bargain price . . . lulling you to sleep and screening out sudden outdoor sounds & household din. A famous product at a special price to introduce our company to American Home Readers. In November a full page will show many more bargains. Please watch for it, will you!

$14.95 Single Speed Model
$17.95 2-tone model
We pay postage

MEREDITH, 99 Ann St., Cleveland, Mo. (Missouri) 64734

YOUR OLD FUR COAT IN TO NEW JACKET, CAPE, STOLE $27.95

MORTON'S bonded Fur Experts remodel your old fur coat, jacket, cape or stole to glamorous new fashion, only $27.95. Includes new lining, interlining, monogram, cleaning, glazing. All work guaranteed regardless of age of fur.

MORTON'S, world's largest fur restyling specialist, offers largest selection, over 45 styles. Styling praised by Harper's Bazaar, Glamour, others. Send no money! Just mail old fur, state dress size. Pay postman, plus postage, when your thrilling new fashion reaches you.

Or Write for Free NEW STYLE BOOK plus NEW JACKET STYLE BULLETIN.

MORTON'S, Dept. 21-W, Washington, D. C. 20004

WORLD'S *RAREST* STAMP!

4 THRILLING OFFERS IN 1 — ONLY 25¢

1. **World's rarest stamp,** value $100,000, reproduced on scarce new postage stamp of Guyana — unique in history!
2. **Gold and Silver Stamps:** valuable collection of 25 incredible stamps, color-crafted in gold or silver! Includes Burundi (cannibal); Fujeira (Queen Nefertiti); Antigua (Winston Churchill); Cape Verde (Golden Towers); Uruguay (John F. Kennedy); Qatar (Precious Round Coin Stamp), etc.
3. **Fabulous "Stamps on Stamps"** — Qiwain (famous Penny Black — world's first stamp) . . . other remarkable issues!
4. **Complete U. S. Catalog** — 786 illustrations. Also, other thrilling stamps from our approval service, which you may return without purchases (and cancel service any time) — but **all four offers are yours to keep!**

Send name, address, zip and 25¢ — TODAY

H. E. HARRIS & CO., DEPT. R114, BOSTON, MASS. 02117

SCHOOLMASTER'S DESK. Here is a well-designed piece that has a slant top for comfortable reading and writing, a commodious area for stationery, a bookcase back, and hand-turned legs and railing. Made of mellow-tone pine, it is 28x28x 34". $72.95, assembled. Exp. coll. Send for catalog. Meadowbrook Industries, Dept. AH9, 2095 Bellmore Ave., Bellmore, N.Y. 11710.

FOR TRAVEL EASE give the man in your life tan glove-leather slippers that fold into a neat leather carrying case. Easy to pack, the slippers come in sizes designed for the large foot: 10 to 16. $9.95. Send for catalog of other haberdashery designed for the man of large stature. Order from King-Size, Inc., Department AH9, 7227 Forest Street, Brockton, Massachusetts.

GAY DECEIVER! Here is the bedspread that looks like a coverlet placed over a dust ruffle. Instead, it is an all-in-one, easy-to-handle spread made of washable white cotton chenille decorated with a brilliantly colored eagle in your choice of red, green, yellow, or blue. Twin size is $10.99. Full size is $11.99. From Gracious Living, Dept. 1432, Berkeley, R.I.

PROTECT CARPETS from damaging dog stains with TRAIN-O-MAT®

Chemically odorized, sanitary mat attracts dog at "comfort" time. Instinct tells "this is the spot." Train-o-mat housebreaks pet easily, surely and with minimum effort. Attachable 12" pole for male dogs. Attractive 18" x 18" washable holder. KENNEL TESTED. MONEY BACK GUARANTEE.

Holder with 2 months supply of mats . . $4.98 ppd.
Holder with 6 months supply of mats . . $6.98 ppd.

G & G RESEARCH P. O. Box 8395-24 Dallas, Texas 75205

LEARN UPHOLSTERY! AT HOME



SEND FOR FREE ILLUSTRATED BOOK

. . . on home study course for upholstering sofas, chairs, footstools, built-ins. New methods, all styles including fabulous new Naugahydes (above). Free special upholsterer's tools. Fine spare time income, high-paying job opportunities all over. Earn while you learn in spare time. Fascinating. Write for free book, free sample lesson to

Modern Upholstery Institute
Box 899-ADN Orange, Calif. 92669

MAKE-DECORATE Candles FOR FUN OR PROFIT!

BIG DEMAND, BIG PROFITS

Candles for All Occasions, Holidays

Men, women, ANY age! Learn to create, design & decorate unusual candles **for all occasions! FUN, fascinating hobby or spare time business.** Expand to **colorful candle shop,** later. **ENORMOUS DEMAND** . . . friends, clubs, stores, churches, **everyone** will clamor for your original, unusual candle shapes, colors, types & scents. **As little as 10c in material brings $2 income!** All ages delight in this easy-to-learn craft. **No artistic ability required** . . . We show you how. Send **TODAY** for **FREE FACTS** on home instruction method.

CANDLE INSTITUTE
Dept. NA, 1600 Cabrillo Ave. Torrance Calif. 90501



personalized
POT HOLDERS
$1. PAIR *postpaid*
(SIX PAIR $5)
New! Different!
(Matching Cork Hot Mats) available at same price.

Charming idea for every kitchen! Gay Quilted Pot Holders are 6" square. Order any names. Sent by return mail. Satisfaction guaranteed.

STRATTON SNOW, Dept. A2, Delray Beach, Fla. 33444

ONLY $8 PER CARAT
FINE CUT • 58 FACETS
PURE WHITE • FLAWLESS

STRONGITE is a hard and brilliant synthetic stone, at a fraction of the cost of a diamond. STRONGITE'S hardness enables us to offer you an UNCONDITIONAL LIFETIME GUARANTEE in writing against chipping and scratching. All shapes and sizes up to 20 carat. Easy payment plan. Money-Back Guarantee within 10 days. Send no money.

Write for FREE BROCHURE with settings for men and women.

THE STRONGITE CO. Dept. 44A, 7 W. 45th Street New York, N. Y. 10036

FROM COLONIAL INNS. A point of interest for the family room is the colorful sign copied from one of three famous New England Taverns: Pirates Den 1747, The Horse and Hounds 1699, or the Seaman's Roost 1803. Each is made of antique-finished wood and has a metal chain for hanging. $2.98 each plus 55c. World Art, AH9, 606 Post Road, Westport, Conn.

RED CHECK GINGHAM made of drip-dry cotton makes sunny enchantment at any window. Beautifully finished, the curtains are 74" wide and have generous 2" wide ruffles. 25", 30", 36", at $6 the pair. The 10x74" valance is $2.50. Matching 36" wide fabric is $1 the yard. Send for catalog. Order from Country Curtains, Department AH9, Stockbridge, Mass. 01262.

COLORFUL TRIVET for your hot dishes or for the decorative plants you cherish so faithfully. It is made of natural-color cork decorated with black-and-white touches and your name spelled out in bright blue. Have one marked with the name and birth date of the new baby in the family. 8" in diameter. $1 plus 20c postage. Stratton Snow, AH9, Delray Beach, Fla. 33444.

PAINT AND DECORATE at home. Yes, you can make the decorative objects pictured above... and many more, too! No art talent or expensive supplies needed. Step-by-step construction techniques and simplified painting strokes are the secret. Decorate for your home or sell to gift shops. Send for FREE booklet describing your opportunities. Lifetime Career Schools, Dept. E-126, 2251 Barry Ave., Los Angeles, California 90064.

ANGEL WALL DECOR . . . $3.98 set of 3.

Form a charming wall grouping with 3 musical cherubs cast from original molds. 18K. Gold Plated angels are over 5" tall and have delicate details. Solid metal with a warm finish, these pieces are copies from European antiques. You'll want all angels to add charm to any room.

3 cost $3.98, postpaid.

Immediate Delivery. Postpaid

LILLIAN VERNON, Dept. AHS7, 560 S. Third Avenue, Mt. Vernon, New York 10550

Wrinkles Gone!

LOOK 10 YEARS YOUNGER!....

NEW! Thanks to cosmetic science you can 'lift' your face out of worrisome lines and wrinkles in just 3 minutes! It will not remove forever . . . but just smooth on new discovery "Ultra—5" and aging-lines, puffiness under eyes disappear all day or all evening. Apply in seconds with or without make-up for dependable invisible 'uplift' (so invisible, men use it too). Keeps your face firm and younger looking in today's youthful society!

MONEY BACK GUARANTEE

Send $3.00 Check, Money Order or Cash for three-month supply. (No C.O.D.'s) to:

FORMULEX LABORATORIES, Dept. AH
BOX 6508—HOUSTON, TEXAS 77005

Only TWO $5.00 Jobs a Day at Home

PAYS $240.00 A MONTH!

INVISIBLE MENDING

Makes Cuts, Tears, Holes DISAPPEAR from Suits, Coats, Dresses — ALL FABRICS!

Invisible Menders (Reweavers) who do only two $5 jobs a day can earn $240 a month. And a **$5 job can be done at home in about ½ hour** by an expert Fabricon Mender. In many communities invisible menders are scarce; service is expensive—often unavailable. Can you learn to do this fascinating, profitable work? Can you earn $240 monthly in **your** community? We'll tell you what it takes to learn invisible mending; we'll tell you what to do to check the opportunity for profit in your town. Get the answers to these questions **free**... and complete information... **all free! Mail coupon now!**

FABRICON CO. 1555 Howard St., Dept. 549, CHICAGO 26, ILL.

FABRICON CO., 1555 Howard St., Dept. 549, Chicago 26, Ill.
FREE and without obligation, send me complete details of the Fabricon Reweaving opportunity in my community.
Print Name .....
Print Address .....
Print City ..... State ..... Zip .....

3 TROPICAL PALM TREES $2

You've seen these lush palms in fabulous hotels and office buildings—in luxury homes and apartments—and used by famous interior decorators. And you know they sell for up to $10, $25 and more. But now you can get them direct from the Caribbean's largest nursery at this amazing low price. These beautiful "Butterfly Palms" (areca lutescens) were selected by horticulturists as ideal for indoors or out. They thrive anywhere —sun or shade—with minimum care. Their graceful green foliage adds tropical glamour to any room—brightens the dullest corner. And in warm weather they bring a touch of the tropics to patios and gardens. These rare palms are now up to a foot and a half tall, will grow up to ten feet tall if desired. And for just $2 you get a cluster of 3 palms growing in a pot with simple instructions. All are shipped direct from the Caribbean and guaranteed to arrive in perfect condition. But this is the only time this year you can get these exotic palms. Order now and be the envy of every gardener for miles around.

These exotic palms are available direct from the Caribbean only once a year. Act now to bring tropical glamour to every room in your home—your patio and garden.

Send just $2 for 3 palms in a pot. Only $3.50 for 6 palms—2 pots . . . or get 9 palms in 3 pots for just $5.00. All on unconditional money back guarantee. Send cash, check or money order to:

PALM NURSERY SALES, Dep't A
Box 383, Westport, Conn. 06880

1000 NAME AND ADDRESS LABELS $1.00

Your name, address and zip code are on fine white or gold paper labels you'll use a dozen different ways! Have up to 4 lines, with limit of 24 letters per line. Labels come in handy plastic box. **RF365-6,** White Labels, 1 pack of 1000, **$1;** **RF452-6.** Gold, 1 pack of 500, **$2** ppd.

Write For New Free Gift Catalog!

Free Catalog

Miles Kimball
135 Bond St., Oshkosh, Wis. 54901

$2.98

PORCELAIN LOTUS BOWLS

The shape of the Lotus captured in pure white porcelain! For lovely table settings. Use to serve clear soups, fruits, salads, berries. 4½" diam. Pure simplicity! So versatile! Order No. 4316 Set/8 $2.98; 2 Sets $5.75 + 35¢ shipping charge.

Helen Gallagher
Dept. 409, Peoria, Ill. 61601
Please Include Your Zip Code

Write For **FREE** Gift Catalog

6 RARE WOOD CUTS

by Johnathan Fisher
Clergyman and Artist

originally published in 1843

only $3 complete set of 6

A rare discovery! Wood cuts done by Johnathan Fisher, Parson of Blue Hill, Maine, who engraved wood cuts to illustrate his book SCRIPTURE ANIMALS, published in 1843. These delightful primitive animals are printed on antique finish, book paper. Subjects are: **Whale, owl, eagle, deer, rooster, hare.** Size 11 x 14" (standard frame size). They make charming and handsome decorative groupings. Or interesting examples of Early American—in living room, den, reception hall, dining room—or in offices. With each set we include an historical pamphlet telling their story. Set of 6 wood cuts—#705 $3 ppd., 2 sets $5.50 ppd.

ALEXANDER SALES CORP., Dept. AH-967
125 Marbledale Rd., Tuckahoe, N.Y. 10707

Draped Figure
WSA Collection

STUDY ART In Spare Time

DO you like to doodle or sketch? Try famous WSA's *new* home study Course in Art. In spare time learn drawing, painting, advertising art, illustrating, cartooning, fashion, TV art—only $6 a month! Get TWO big art outfits ($30 value) without extra charge! Send name and address today for FREE BOOK. *No obligation.*

WASHINGTON SCHOOL OF ART
Studio 689, Port Washington, New York 11050.
Est. 1914. Accredited Member N.H.S.C.

Print Name _____
Address _____
City & State _____ Zip Code _____

FREE CHRISTMAS CATALOG

Don't start your Christmas shopping until you've sent for this free catalog.

Walter Drake & Sons
409-C Drake Bldg., Colorado Springs, Colo.

If you wear sizes 38-60

Why settle for less than Today's Young Fashions?

— and now you can buy them on credit!

Mail coupon today for 108-page Fashion Book **FREE**

Lane Bryant Mail Order Division Dept. L-24, Indianapolis, Ind. 46201

Please rush me your 108-page catalog.

name _____ (please print)
address _____
post office _____ state _____ zip _____

THE AMERICAN HOME MAGAZINE GARDEN CENTER

Now Is the Time to Plant

CREEPING RED SEDUM



An extraordinary ground cover for masses of summer flowers—evergreen winter foliage!

4 FOR $1.00

(8 for $1.75)
(12 for $2.50)

(Sedum Spurium, Dragon's Blood) Rock gardens, borders, edging, under shady trees, and steep banks will be alive with carefree color when you plant this Creeping Red Sedum. Just place these hardy, northern nursery grown plants about one foot apart and watch them take over! Fill troublesome areas with a neat 3-4" tall cover that spreads fast, yet doesn't need pruning. Depend on it for bright, red, star-like flowers from June through September—attractive, thick, semi-evergreen foliage the rest of the year, even in sub-zero weather! Send no money; on delivery pay postman $1.00 for 4, $1.75 for 8 or $2.50 for 12, plus COD charges. We pay postage on prepaid orders. If not 100% satisfied, just return shipping label for refund of purchase price—you keep the plants.

Grows and spreads without special care, in sun or shade, even in poor soil!

HOUSE OF WESLEY, NURSERY DIVISION
R.R. #1 Dept. 6244-5 Bloomington, Ill. 61701

Send me_____ Sedum plants ☐ Prepaid ☐ COD

Name_____

Address_____

City_____ State_____ Zip_____

FREE GIFT

For your immediate order, an Amazing Air Plant Leaf! Lives on air—just pin to a curtain—sends out 8 to 12 tiny new plants!



Lovely

HELLEBORUS, *Niger*

...The Christmas Rose

Imagine the *joy* of finding cheerful blossoms peering at you through the snow at Christmas time . . . exquisite *Helleborus, Niger* can give you this thrill. It thrives in snow and cold, blooming anywhere from early winter into spring, depending on local conditions.

The beautiful large, white, Dogwood-like flowers seem to bloom endlessly. Its attractive palm-like foliage is evergreen and grows about 8 inches high. This enchanting perennial develops into large, handsome clumps, producing dozens of captivating blooms.

Vigorous 3-year-old plants: Each, $2.00; Three, $5.70

GET THE WORLD'S FINEST GARDEN CATALOG

Enclose $1.00 with your request (for postage and handling costs) for this colorfully illustrated 144-page catalog. It contains *Everything* for fall planting . . . more than 1300 rare and unusual perennials, shrubs, trees, imported bulbs, ground covers and prize roses.

56 MENTOR AVE. MENTOR, OHIO 44060

Wayside Gardens

Fire Dept. App'd

2 bu. cap. $15.95
3 bu. cap. $20.95
6—10—15—20 bu. sizes available.

BURN TRASH SAFELY OUTDOORS

Burn household and yard refuse safely outdoors in any weather without watching. Scientific draft design ends neighbor annoyances of sooty fly ash, smoke, smell. Will burn damp, green material to fine ash. Made of aluminum bonded to steel. World's finest. Sent postpaid with money back guarantee. Add $2.00 W. of Denver.

ALSTO CO., Dept. AH-9, 1384 Hird Ave., Cleveland, Ohio 44107

Yard Bird Leaf Bag

Leaf bag is a huge 30x30x36" heavy-duty burlap bag with sturdy steel frame that inserts in the ground and holds ten whole bushels of leaves! Lightweight and easily moved to compost heap or for burning. Collapses for compact storage. Order No. **XL199-6,** Yard Bird Leaf Bag, **$6.95** ppd.

Write For New Free Gift Catalog!

Free Catalog

Miles Kimball
135 Bond St., Oshkosh, Wis. 54901

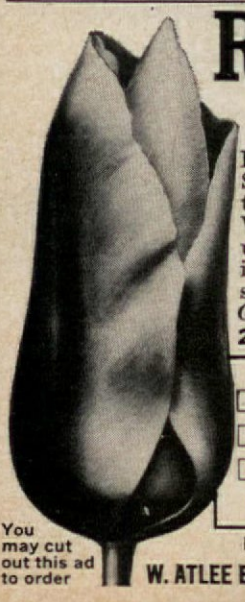

Red Emperor

World's Most Popular Tulip
Largest, Earliest Tall Giant

Huge streamline petals, unbelievably long! Spectacular iridescent scarlet, opening up to 9 in. across in April, on 18 in. stems. Will live for years. So superior, the bulbs used to cost $1 each. Now our low price is 10c or less for top-size bulbs, not smaller sizes often seen in stores. *Get the best—order now!*

20 TOP-SIZE BULBS $2 • 50 - $4.50

Burpee's MONEY-SAVING $2 SPECIALS postpaid
Guaranteed to Bloom or Your Money Back

RED EMPEROR AND OTHER $2 SPECIALS

- ☐ **Giant Red Emperor Tulips** Pictured, described above. **20 BULBS** $2
- ☐ **Giant Trumpet Daffodils** Yellows, whites and bicolors. **21 BULBS** $2
- ☐ **Rare PINK Daffodils** Favorite pink trumpet variety. **12 BULBS** $2
- ☐ **Tall Giant Darwin Tulips** All best colors mixed. **21 BULBS** $2
- ☐ **Large Fragrant Hyacinths** All best colors mixed. **11 BULBS** $2
- ☐ **Large Flowered Crocus** Mixture, all best colors. **60 BULBS** $2

☐ **Enclosed is $12. SEND ALL SIX $2 Specials above, 145 bulbs in all, with 6 50c-Bulbs of crimson Floradale Giant Hybrid Tulips FREE.**

☐ *Send Burpee's Fall Garden Catalog FREE—Everything for Fall Planting*

You may cut out this ad to order

W. ATLEE BURPEE CO., Phila., Pa. 19132 • Clinton, Iowa 52732 • Riverside, Calif. 92502
103 Burpee Building

FOR THE RECORD. This step-cabinet will hold 110 phonograph records in the deep drawer with rolling steel glides. Top and shelf give added space for empty record jackets. Cabinet is made of knotty pine finished in maple or honey tone. 22x17x19". Completely assembled, $29.95. In kit form with instructions it is $19.95. Exp. coll. Yield House, AH9, North Conway, N.H.

MAMA-SAN will look captivating in this cotton apron with push-up puff sleeves. The pleats, square neckline, and tieback suggest a wrap-around dress and it is so easy to launder. In flashy hot pink or sunny avacado green, it is the apron she will use as a uniform. One size fits all. $3.98 plus 35c postage. Order from Helen Gallagher, Dept. 409, Peoria, Ill. 61601.

HARD TO FIND. The Victorian open-arm chair is a graceful seating piece made with a hand-carved solid mahogany frame. Shown here it is covered in antique velvet with a hand-tufted back. $119.95. Exp. coll. A wide choice of fabric samples will be sent on request. Catalog of other Victorian furniture is 50c. Magnolia Hall, Dept. AH9, 726 Andover, Atlanta, Ga. 30327.

NOT STUCK UP, YOU! With the Teflon-coated omelet pan you will be famous for your cooking skill. Made of heavy aluminum, the pan makes a nice serving piece because of its neat design and ebony-colored fittings. When open it is 9" in diameter. Included with the pan are recipes. $3.98 plus 35c postage. Helen Gallagher, Dept. 409-5708, Peoria, Ill.

INSTANT EASE. For informal entertaining use crystal-clear throw-away plastic for serving cheerful drinks. These come in 9-ounce old-fashioned or 12-ounce highball sizes. Order them marked with a compass or anchor, your name or initials. $8.45 for 100 in either size. Pat Baird's Ship's Wheel, Dept. AH9, 714 Hillgrove Avenue, Western Springs, Illinois 60558.

FORGET ME NOTES is the name of the magnetic bulletin board you will hang near every telephone in the house. It is 7" square and covered with white plastic decorated with three gold-plated flower magnets. Costs only $1. Six extra magnets are $1. Order from Vernon Products, Department AH9, 560 South Third Avenue, Mount Vernon, New York 10550.

Cheerleaders

There's nothing timid about the bouncy prints Lady Scott's collected for your bath. And you add to the excitement with matching 2-ply facial tissue in decorator dispenser boxes. All in Bluebell Blue, Antique Gold, Camellia Pink, or Fern Green.

Lady Scott®

COPYRIGHT 1967 BY JOHN H. BRECK, INC.

Breck Shampoo brings out the shine in your hair. Like brushing 100 strokes.

Of all the leading shampoos, only Breck does not have a synthetic detergent base.

Beautiful Hair
BRECK

Ralph William Williams

YOUR HAIRDRESSER IS A PROFESSIONAL. ASK WHICH BRECK PRODUCTS ARE BEST FOR YOUR HAIR