December 35¢

THE AMERICAN HOME

100 JOLLY ORNAMENTS TO MAKE

TOYS FOR THE CHILDREN

BAKED GOODIES

100 GREAT GIFTS FOR THE HOME

DECORATIONS

PARTY FOODS FOR OPEN HOUSE

1907
They were proud
to own a
wringer washer

1937
They were thrilled
to have an
automatic

Today... for you, come the world's first *JET ACTION WASHERS* by Frigidaire



MODEL WCIK

JET SIMPLE for  *new dependability*

Here's the Wonderful Way It Washes: The new type Frigidaire Deep Action Agitator you see in the washer above is as advanced in its washing as in its new jet age look. Jet currents give all your clothes Deep Action cleaning. The jet away rinse actually "jets" lint and scum out of the tub. Jet-fast spin cuts drying time. The Jet Action Washer reduces tangling and wrinkles. Clothes come out so loose and easy even apron strings seldom snarl. Its giant size tub washes really big family loads, yet handles small fine fabric loads beautifully. And most models automatically dispense the laundry aids you use most—detergent, bleach and dye.

Here's the Simple Way It Works: The patented Roller-matic mechanism that runs the new Frigidaire Jet Action Washer is simplicity itself. No drive gears to wear out, no pulleys to jam, not even a belt to break or adjust. It has many less parts—fewer moving parts. Think what this will mean to you in dependability and freedom from worry for years to come!

5-Year Protection Plan At No Extra Charge: New washer security! You get a one-year Warranty for repair of any defect without charge, plus a four-year Protection Plan for furnishing replacement for any defective part in the complete transmission, drive motor and large capacity water pump. Your Frigidaire Washer Warranty is backed by General Motors Corporation.

FRIGIDAIRE

AN EXSTORNRY* OPPORTUNITY

FOR BOOKLOVERS WITH CHILDREN AND/OR GRANDCHILDREN...

to spend many joyful hours with . . .



*Pooh language for "It doesn't happen very often"

IN A TRIAL SUBSCRIPTION TO THE Book-of-the-Month Club . . .

The Sooper-Pooh Package

FOR $1 [RETAIL PRICES TOTAL $21.96]

THE SUGGESTED TRIAL: YOU AGREE TO BUY THREE CLUB SELECTIONS OR ALTERNATES IN THE NEXT 12 MONTHS FROM AMONG AT LEAST 200 THAT WILL BE MADE AVAILABLE TO YOU

THE POOH LIBRARY

Complete in four volumes

All that A. A. Milne ever wrote about POOH, plus all the famous drawings by Ernest H. Shepard, in a new edition designed by Warren Chappell.

Winnie-the-Pooh: Christopher Robin and Pooh and their friends having wonderful times getting in and out of trouble. Over 100 illustrations.

The House at Pooh Corner: More adventures for Christopher Robin, Pooh, Piglet, Eeyore, Owl, Kanga, Little Roo, and their new friend, Tigger. More than 100 illustrations.

When We Were Very Young: 44 poems, including the one about the three little foxes "who didn't wear stockings, and they didn't wear sockses." More than 125 illustrations.

Now We Are Six: 35 stories in verse that have endeared themselves to so many readers one cannot imagine what the world would be like without them. Over 150 illustrations.

THE POOH RECORDINGS

Read by Maurice Evans

RECORD NO. 1

Winnie-the-Pooh: In which we were introduced to Winnie-the-Pooh, and the stories begin.

Winnie-the-Pooh Goes Visiting: Winnie-the-Pooh's visit to Rabbit turns into a near-disaster.

Winnie-the-Pooh Goes Hunting: Whether one knows a Wizzle from a Woozle is important. Pooh and Piglet discuss the subject with much intensity.

RECORD NO. 2

Eeyore Loses a Tail: Poor Eeyore is depressed about the mysterious disappearance of his tail until Pooh finds it for him in a most unusual place.

The Heffalump: Catching Heffalumps in a Cunning Trap is quite tricky and has unexpected results.

Eeyore Has a Birthday: Gifts of a burst balloon and a pot "to put things in" make Eeyore happy.

A DEMONSTRATION OF THE CLUB'S UNIQUE BOOK-DIVIDEND SYSTEM

THE PURPOSE of this suggested trial membership is to demonstrate, *by your own actual experience*, four things highly important for every reading family. First, that membership in the Book-of-the-Month Club is a certain way to keep from missing the new books you fully intend to read; second, that **you will pay on the average 20% less** for those books you want than you otherwise would; third, that you will have a wide choice—more than 200 books a year; and fourth, that under the Club's new Book-Dividend system, you can acquire useful and beautiful volumes—as well as fine high-priced library sets—for trifling sums.

✶ HOW CAN IT BE DONE? The Club's Book-Dividend system is comparable to the traditional profit-sharing systems of consumer cooperatives. A portion of the amount members pay for the books they buy is accumulated and invested in entire editions of valuable books and sets through special contractual arrangements with the publishers. These are the Club's Book-Dividends. Under this profit-sharing system **members have received over $330,000,000 worth of books** (retail value).

✶ YOU HAVE A WIDE CHOICE OF BOOK-DIVIDENDS • If you continue membership after this trial, with every Club choice you buy you receive one Book-Dividend Certificate. This Certificate is then exchangeable upon payment of a nominal sum—usually $1.00 or $1.50—for one of the Book-Dividends. More than 100 different volumes are at present available, and others are constantly being added.

BOOK-OF-THE-MONTH CLUB, Inc. **A4-12**
345 Hudson Street, New York 14, N. Y.

Please enroll me as a member of the Book-of-the-Month Club and send me THE SOOPER-POOH PACKAGE, billing me $1. I agree to purchase at least three monthly Selections—or Alternates—during the first year I am a member. Members' prices for these books average 20% less than retail prices. I have the right to cancel my membership any time after buying these three books. If I continue after this trial membership, I am to receive a Book-Dividend Certificate with every Selection—or Alternate—I buy. Each Certificate together with a nominal sum can be redeemed for a Book-Dividend which I may choose from a wide variety always available. (A small charge is added to all shipments to cover postage and mailing expense.) **PLEASE NOTE:** Occasionally the Club will offer two or more books at *a special combined price*. Such purchases are counted as a single book in fulfilling the membership obligation.

MR. / MRS. / MISS .....
(Please print plainly)

Address .....

City ..... *Zone* ..... *State* 5-67

The trademarks BOOK-OF-THE-MONTH CLUB *and* BOOK-DIVIDEND *are registered by Book-of-the-Month Club, Inc., in the U.S. Patent Office and in Canada.*

Extensions are for people who have everything...

like stairs to climb
beds to make
meals to cook
kids to feed
rooms to clean
clothes to wash—

just everything! But in bedroom or kitchen or family room, an extension saves steps every day. It doubles your telephone convenience, yet adds only a fraction to your monthly bill. This Christmas give yourself and your family the year-round convenience of a handy extension phone.

Bell System
American Telephone and Telegraph
and Associated Companies

DECEMBER 1965 THE AMERICAN VOL. LXVIII. NO. 10

HOME

HUBBARD H. COBB, EDITOR

HELEN DE MOTTE
Managing Editor

JEAN LA MUNIERE
Art Director

LESLIE R. FORESTER
Copy Director

ALAN C. BORG
Building

VIRGINIA T. HABEEB
Food and Home Equipment

VERA D. HAHN
Decorating

EVANTHIA KONDONELLIS
Garden

DOROTHY L. BRIGHTBILL
Home Projects

ANN MC LAUGHLIN
Market Place

JOSEPH TAVERONI
Art Editor

NANCY CARPENTER GRAY
Pacific Coast

ALICE THOMPSON
Consultant

FERDINAND D'ESPOSITO
Production Coordinator

HELEN T. WALSH
Assistant to the Managing Editor

ASSOCIATES
Abbey Darer/Decorating
Arthur J. Maher/Building
Frances M. Crawford/Food
Jane O'Keefe/Food
Barbara Behen/Equipment

ASSISTANTS
Lietta Dwork
William J. Gwiazda
Nancy Anne Hecht
Dorothy B. Humanitzki
Renee B. Prowitt
Marcia Spires

OUR COVER: photographed by Harry Hartman. All about ornaments and how to make them beginning on page 50.

J. M. CLIFFORD President
JOHN L. COLLINS Publisher

© 1965 The Curtis Publishing Company, Philadelphia, Pa. 19105. All rights reserved. Title reg. U.S. Patent Office. Published monthly except Summer (July-August) and Winter (January-February) issues: ten issues per year. Second-class postage paid at Philadelphia, Pa., and at additional mailing offices. Authorized as second-class mail by the Post Office Department, Ottawa, Canada, and for payment of postage in cash. All mail concerning subscriptions should be addressed to **The American Home,** Subscription Service, Phila., Pa. 19105. **SUBSCRIPTION PRICES:** U. S. and Possessions and Canada, 1 yr., $3; 2 yrs., $5; 3 yrs., $7. Pan-American countries add 50 cents per year. All other countries add $1 per year. **UNCONDITIONAL GUARANTY:** We agree upon request direct from subscribers to **The American Home,** Independence Square, Phila., Pa. 19105, to refund the full amount paid for any copies not previously mailed. **THE CURTIS PUBLISHING COMPANY,** J. M. Clifford, President; Mary Curtis Zimbalist, Sr. Vice Pres.; Cary W. Bok, Sr. Vice Pres.; Leon J. Marks, Sr. Vice Pres.; G. B. McCombs, Sr. Vice Pres.; Maurice W. Poppei, Sr. Vice Pres.; Calvin A. Nichols, Treasurer; Gloria L. Swett, Secretary; Robert L. Sherrod, Vice Pres., Editorial Coordinator; John L. Collins, Vice Pres. and Publisher of **The American Home.** The Company also publishes The Saturday Evening Post, Ladies' Home Journal, Holiday and Jack and Jill. Executive offices, **The American Home,** Independence Square, Philadelphia, Pennsylvania 19105. Editorial and advertising offices, **The American Home,** 641 Lexington Avenue, New York, New York 10022.

CHANGE OF ADDRESS: If you plan to move, please notify our subscription department, **The American Home,** Subscription Service, Phila., Pa. 19105, at least eight weeks in advance of your move. Send new and old address and, if possible, label from a recent copy.

DECORATING

24 What Does it Mean?
38 Decorating Newsletter
42 Set a Theme for Christmas

MORE GIFT SUGGESTIONS

19 Huggable, Lovable Stuffed Toys
22 Gift Ideas for the Workshop
27 The Frivolous Gift
36 Stocking Stuffers
46 Wood Toys to "Grow" On
54 All Through the House

FOODS, KITCHENS, AND EQUIPMENT

16 Party Punches, Cups, and Toddies
56 Santa, You're a Genius! Goodies to Make and Bake
58 While Visions of Sugarplums . . . Cookies & Candies
60 Open House for the Holidays
62 So You're Learning to Cook
74 Taste-Tested Recipes From Our Readers
75 Hanukkah—The Feast of Lights
80 Take a Gadget Quiz
84 Shape Can Personalize Your Kitchen
95 Let Your Appliances Help You Entertain
98 News and Notes

GARDENING

48 Happy Evergreens Wherever You Are!

HOME PROJECTS

10 Embroider Our Percale Pillowcases and Blanket Cap
26 The Small Tree
30 Paint a Toy Chest With our Patterns
34 Let the Children Make These Gifts
50 Delightful Ornaments From Almost Anything
79 22 More Ornaments and Decorations to Make

HOMES AND MAINTENANCE

82 How to Heat an Addition
86 Light Up Your Home for Christmas
87 A Guide to Good Lighting in Your Home

GENERAL FEATURES

4 Dear Reader
8 Gift Books for All Ages
28 Weather and Driving and What You Can Do About It
32 Yes, Virginia, There Is a Plumber
41 Silent Night
94 Shopping Information
100 Market Place

MOVING?

Change your address in advance and get this FREE Moving Guide

Please send us the address label from this issue before you move and we will send you—FREE—a copy of NEW HOME JOURNAL, the 64-page illustrated guide that will help you save time, trouble, and money when you move.

Mail to:
THE AMERICAN HOME
INDEPENDENCE SQUARE
DEPT. NHJ
PHILADELPHIA, PA. 19105

Please send me a FREE copy of New Home Journal

ATTACH YOUR ADDRESS LABEL HERE

NAME (print)_____
My New Address_____
City_____ State_____ Zip Code_____
Date Moving_____

Postmaster: Send form 3579 to Subscription Service, The American Home, Philadelphia, Pennsylvania 19105.



Heirloom . . . or reproduction?

Time was such Colonial Chairs could only be found in museums or antique shops, at a price. Now just ask for a Nichols & Stone! In popular finishes, at better furniture and department stores.

Nichols & Stone

The Home of Windsor Chairs

Since 1857

LOOK FOR THIS TAG WHEN YOU BUY
It's your guarantee of the authenticity of design, sturdiness of structure and fine finish that have made Nichols & Stone chairs famous for more than 100 years.
SEND FOR ILLUSTRATED BROCHURE

Nichols & Stone Co. • Box 312, Gardner, Mass.
Enclosed is 25¢ in coin for your 38-page booklet
"How to Choose The Right Colonial Chair"

Name_____
Street_____
City_____ Zone____ State_____

the pleasure is half yours when you give Fenton

America's finest handmade glass in color

She'll be delighted! You will too, when she unwraps your gift of Fenton glass. For it's an eloquent compliment to her good taste . . . and yours. Ever since Virginia colonists fired America's first glass furnace in 1608, fine glassware has gladdened heart and hearth at Christmastime. Today this proud heritage is evident in every piece by Fenton. Look for it at better stores and gift shops.

AUTHENTIC Fenton HANDMADE ®

The Fenton Art Glass Company
Williamstown, West Virginia

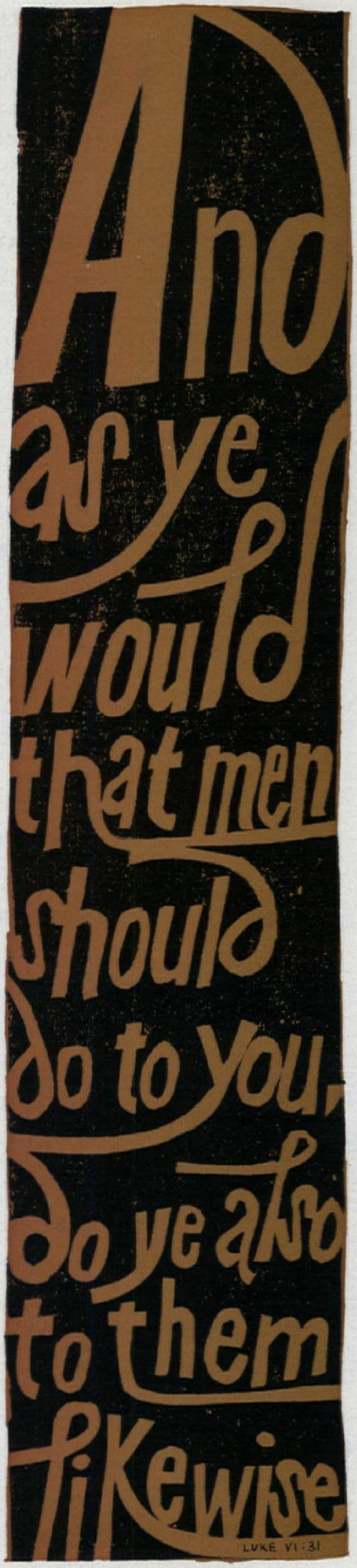

MERRY CHRISTMAS
HUBBARD COBB, EDITOR

FIRESTONE'S NEW 1965 CHRISTMAS ALBUM FEATURES

JULIE ANDREWS 1965 ACADEMY AWARD WINNER AND STAR OF "MARY POPPINS" & "THE SOUND OF MUSIC" SINGING A NEW SONG "THE BELLS OF CHRISTMAS"

VIC DAMONE

DOROTHY KIRSTEN

JAMES McCRACKEN

$4.98 VALUE FOR ONLY $1.00

QUANTITIES LIMITED, GET YOURS TODAY!

All these stars plus the exciting Young Americans choral group appear on Firestone's New 1965 Christmas Album. In addition, you get the bonus of Julie Andrews singing a thrilling new song written especially for this recording by Edward Thomas and Anne Croswell, entitled "The Bells of Christmas". Also included are traditional favorites such as: "Hark The Herald Angels Sing", "Joy To the World", "It Came Upon A Midnight Clear" and many others. This inspiring new album, available in Stereo or Hi-Fi, is a $4.98 value and is yours for just one dollar at most Firestone Dealers and Stores.

Firestone

LOOKING FOR GIFTS TO UNWRAP SMILES?

GENERAL ELECTRIC HAS THEM!

HOW THOUGHTFUL! Give General Electric's Automatic Grill and Waffle Baker with non-stick Teflon** on both sides of its reversible grids!

JUST WHAT SHE ALWAYS WANTED! It's General Electric's Portable Hair Dryer with exclusive "Instant Heat" unit next to the bonnet for faster, more comfortable drying. Nail dryer feature. Smart carrying case, too.

THEY'LL THANK YOU every day for selecting General Electric's Sleep-Guard® Blanket. Adjusts automatically to temperature changes. Warmth without weight. Comfort without care. Decorator colors.

HOW'S THIS FOR A TOASTER! General Electric's versatile Toast-R-Oven* toasts bread of all sizes, both sides at once...top-browns...bakes potatoes, frozen foods and pies...reheats foods, too!

FOR COFFEE LOVERS! General Electric has the Automatic Immersible Coffeemaker. Peek-A-Brew® counts the cups. Handy brew selector.

TWO GIFTS IN ONE! The General Electric Can Opener-Knife Sharpener automatically pierces and opens large or small cans...and the sharpener is front-side for easier use.

*TM General Electric Company
**DuPont's TM for TFE finish.

BE AN ANGEL... make her ironing easier with General Electric's Teflon** Spray, Steam and Dry Iron. Eliminates most pre-dampening. Automatic power spray. Handy water window, too!

EVERYONE GOES FOR General Electric's MV-1 Portable Cleaner. Lightweight... less than 12 inches long. Cleans everywhere—home, car, workshop. All attachments included.

CARVING IS FUN with this gifted General Electric Slicing Knife. It's cordless—for use anywhere, indoors or out. Slices everything perfectly—from ripe tomatoes to a holiday turkey. Rechargeable.

HAPPY IDEA! General Electric's new Teflon** "Dutch Skillet" is extra deep... roasts, stews, deep-fries—even pops corn—for two or a crowd! Completely immersible, for easier cleaning.

MIXING'S MERRIER with General Electric's deluxe Portable Mixer. Lightweight, yet powerful enough for heavy batters. Drink mixer attachment. Optional knife sharpener.

General Electric Co., Housewares Div., Bridgeport, Conn. 06602

FOR ALL THE FAMILY, give General Electric's Cordless Automatic Toothbrush. Regular use can give cleaner teeth, more healthful gum care than ordinary hand brushing. Rechargeable.

FREE DECCA LP "RUDOLPH" ALBUM featuring Burl Ives—yours with purchase of any G-E Housewares Product. At participating stores... or send Use & Care Book cover to: Rudolph Record Offer, General Electric Co., Bridgeport, Conn. 06602. For additional albums mailed to you or friends, send $1.00 for each album with names and addresses. Offer ends Dec. 31, 1965.

WATCH RUDOLPH THE RED-NOSED REINDEER ON TV! In full color on Sunday, December 5, over N. B. C. ...a special Christmas gift for all the family from General Electric.

Progress Is Our Most Important Product

GENERAL ELECTRIC

The Settlement Cookbook has been showing women "the way to man's heart" since 1901. This newly revised edition (the 32nd) combines the best of old and new. A complete, all-purpose cookbook, it would make a valued gift for any cook, whether she be young bride or experienced hostess. Simon and Schuster, $5.95.

The New York Times Book of Interior Design and Decoration is a handsome collection of some of the best decorating in the country. The rooms described and pictured, some in color, show how to decorate with tasteful, personal style. The glossary of decorating terms and styles is a great help. Edited by George O'Brien. Farrar, Straus & Giroux, $15.

American Houses in History. Dating from 1610 through the Civil War, these homes are interesting for their architecture as well as for a glimpse into the exciting times and lives of the noted Americans who lived in them. A vacation might be planned with this book; all the homes are open to the public, during part of the year. By Arnold Nicholson. Viking, $12.95.

The Concise Encyclopedia of American Antiques. A wonderful wealth of information for the antique enthusiast. Edited by Helen Comstock, it explores with authority every kind of American antique you can think of—and then some. A thorough reference book—in fact, a course in itself on antiques. Hawthorn, $9.95; $12.50 after Dec. 25.

The Twelve Days of Christmas Cookbook. For lovers of good food and Christmas tradition, here's an attractive, lighthearted little cookbook of holiday recipes from around the world. Gift and decoration ideas may be found among the recipes. By Suzanne Huntley. Atheneum, $4.95.

The Sense of Wonder. Rachel Carson tells of how she shared the wonders of nature with her young nephew. With the help of wonderful photographs, she expresses her belief that, instead of "teaching" nature to a child, it should be shared with him on walks through the woods, by the sea. Most of the photography is by Charles Pratt. A beautiful book—thoughtful gift for any family. Harper & Row, $4.95; $5.95 after Dec. 31.

GIFT BOOKS FOR ALL AGES

Books make thoughtful, lasting gifts—for Christmas or for any time. Here are some we'd love to find under our Christmas tree—and a group for the children too.

Cats and Bats and Things With Wings is as good as the title promises. Conrad Aiken's poems and Milton Glaser's drawings are fanciful and amusing. Atheneum, $4.50.

The Story of Hester Mouse. Hester had to learn to write to save her family from the bad owl. An awesome chore! How she did it is told by Russell Hoban, and Lillian Hoban's drawings are equally charming. Norton, $2.95.

How to Scare a Lion. It's certainly not easy, but when a lion has very bad hiccups, you have to find a way somehow. Dorothy Stephenson tells this funny story, and John E. Johnson is the illustrator. Follett, $2.95.

Mousekin's Christmas Eve. One night a little mouse finds himself alone and cold and afraid in a big white world of snow. The story of how he finds a warm, peaceful home under a Christmas tree is engagingly told and illustrated by Edna Miller. Prentice-Hall, $3.95.

Lullabies and Night Songs.. to sing around the piano or read at bedtime. Enchanting rhymes, old and new, set to music by Alec Wilder. Illustrated by Maurice Sendak. Harper & Row, $6.95.

The Plaid Peacock. Everyone laughed at the peacock with the strange plaid tail. He feels awfully silly—until he discovers his plaid matches that of a Scottish regiment! By Sandy Alan; drawings by Kelly Oechsli. Pantheon, $3.95.

A Song for Clowns. Humphrey Tapwell is a brave minstrel who sings against the wicked king. The henchman is after him, Sir Lewis of Lacklustre and Dame Bramble come to his aid, and things get very involved and exciting. By Barbara Wersba; drawings by Mario Rivoli. Atheneum, $3.75.

Rabash. When a little blue horse suddenly comes to life and leaps right out of a prince's storybook, adventure is in store for them both. Story and paintings by Claudine. Macmillan, $3.50.

Contadina: the thickest, sweetest tomato sauce he'll ever taste.

Contadina, the thick, sweet, lightly seasoned tomato sauce with an Italian accent.

SPAGHETTI SAUCE
(Makes about 1⅔ cups sauce)
½ cup chopped onion
½ cup sliced drained mushrooms
3 tablespoons oil
2 8-oz. cans Contadina Tomato Sauce
⅛ teaspoon seasoned pepper
¼ teaspoon basil
¼ teaspoon oregano
¼ teaspoon salt
Saute onion and mushrooms in oil. Add Contadina Tomato Sauce, and spices. Simmer over low heat uncovered 20 minutes. Serve with spaghetti.

Two other fine products from Contadina, the tomato people.

Contadina Tomato Paste: thick, sweet California tomatoes with 82% of the water removed. It's unseasoned.

Contadina Tomato Puree: a thick sauce without seasoning. Lighter than paste. Makes a rich, velvety spaghetti sauce.

For free 24-page recipe book, write Contadina Cookbook, Box AH—125, Los Angeles, Calif. 90019.

Freshen your winter bed with spring garden loveliness. Our two pillowcases and blanket cap are first-quality percale stamped with a lovely floral and ribbon bow border to be embroidered in cross-stitch and loop and satin stitches to "round" out the flowers. The cases are stamped on pillow tubing to be hemmed. Kit AED-145, $2.98. The cap folds over the blanket top and is held in place with snaps. Just embroider the cap, hem sides, cutting if necessary to fit your bed. Sew on snap-on tape and voila! Kit AED-146, $3.49. Each kit includes everything you need.

By Dorothy Lambert Brightbill

EMBROIDER OUR PERCALE PILLOWCASES AND BLANKET CAP

ANOTHER AMERICAN HOME KIT

Allen Vogel

Fill out coupon and enclose check or money order. New York City residents add 5% sales tax. All other New York State residents add 2% sales tax. Please allow 3 to 4 weeks for handling and mailing.

THE AMERICAN HOME MAGAZINE
Dept. AED, P.O. Box 76, New York, N.Y. 10046

I enclose $_____for item(s) checked below.

- ☐ Pair of pillowcases AED-145 ..... $2.98
- ☐ Blanket Cap AED-146 ..... $3.49
- ☐ Color Catalog of available kits ..... .25

PLEASE PRINT NAME

PRINT ADDRESS

CITY STATE ZIP CODE

FOR SALE ONLY BY FRANCHISED JEWELERS AND JEWELRY DEPARTMENTS

LONGINES THE WORLD'S MOST HONORED WATCH

THE MOST HONORED
CHRISTMAS GIFT
IN ALL THE WORLD



Diamond Creation 3890—Solid 14K gold bracelet watch, 24 diamonds—$350.

Innovation 5015—Automatic with Calendar, All-proof, Gold-filled—$130.

Innovation 5066—Solid 14K gold bracelet watch—$125.



World's Fair 2620—Solid 14K gold —$150.

Creation d'Art 1825 —Solid 14K gold bracelet watch—20 diamonds—$625.

What better way to express your love and affection than with a magnificent Longines, the world's most honored watch. Every Longines, whatever its type—whatever its purpose—is made to be the finest watch of its kind.

The Longines you give this Christmas is a watch for a lifetime. For decades to come, your Longines will continue to serve, to give pleasure and comfort.

Your Franchised Longines-Wittnauer Jeweler will be honored to serve you and your family with magnificent diamonds and jewelry—and Longines, the World's Most Honored Watch.

Gold Medal 2100—Gold-filled—$79.50.

LONGINES-WITTNAUER WATCH COMPANY, INC.
Since 1867 Maker of Watches of the Highest Character
Geneva • Longines-Wittnauer Building, Fifth Avenue, New York

LEFT Longines Creation M 1932—Solid 14K Gold Bracelet Watch with Calendar, $350.

RIGHT Longines Diamond Dynasty 2853—Solid 18K Gold, 13 Matched Quality Diamonds, $275.

Make this your happiest holiday...with

The Beatles · Dean Martin · Buck Owens · Nat King Cole · Nancy Wilson · Lou Rawls · Ray Charles

THE BEACH BOYS TODAY! — Good to My Baby, 12 hits — CAPITOL — 22-69

RAY CHARLES LIVE IN CONCERT — I Got a Woman, Baby Don't You Cry, Margie, more — ABC-PARAMOUNT — 901-44

JACKIE GLEASON MERRY CHRISTMAS — Happy Holiday · White Christmas · Winter Wonderland — CAPITOL — 7-58

the nancy wilson show — CAPITOL — 10 hits recorded live at the Cocoanut Grove — 21-36

Jolly Christmas FRANK SINATRA — SILENT NIGHT · JINGLE BELLS — CAPITOL — 8-94

ORIGINAL MOVIE SOUND TRACK THE BEATLES HELP! — CAPITOL — 23-86

A MERRY CHRISTMAS AL MARTINO — SILENT NIGHT 10 MORE — CAPITOL — 21-65

NAT KING COLE CAT BALLOU and other movie hits — CAPITOL — 23-40

THE BEST OF THE KINGSTON TRIO — A Worried Man · Tom Dooley · Billy Goat Hill — CAPITOL — 17-05

JEAN SHEPARD Heartaches & Tears — 12 Country Ballads in a Sentimental Mood — CAPITOL — 16-63

THE HOLLYRIDGE STRINGS The Nat King Cole Song Book — 12 of his biggest hits in rich orchestral arrangements — CAPITOL — 23-10

LOUIS ARMSTRONG JELLY ROLL — Frankie & Johnny · St. James Infirmary — AUDIO FIDELITY — 903-39

BLUE GRASS TAYLOR-MADE — Earl Taylor & His Blue Grass Mountaineers — CAPITOL — 20-90

CAPITOL BARBRA STREISAND FUNNY GIRL — ORIGINAL BROADWAY CAST — © 1964 Rar Stars — 20-59

CAPITOL TEX RITTER Blood On the Saddle — Bolt Weevil · Rye Whiskey — 12-92

KINGSTON TRIO at large — CAPITOL — 11-99

PERSUASIVE PERCUSSION — Love Is a Many Splendored Thing · My Heart Belongs to Daddy · 10 More — COMMAND — 901-10

THE GREAT ONES! — All-Star Roundup of Country & Western Music — CAPITOL — 17-18

DUKES OF DIXIELAND — Darktown Strutters' Ball · South Rampart Street — 12 hits in all — AUDIO FIDELITY — 902-54

Members of the Famous KING FAMILY — LOVE AT HOME — CAPITOL — DOZEN FAVORITES IN ALL — 23-52

CAPITOL JOHN SEVERSON PRESENTS SUNSET SURF — 12 Great Surfer Favorites — 19-15

AL-DI-LA & Other Songs for Lovers — RAY CHARLES SINGERS — COMMAND — 901-15

GEORGE SHEARING Satin Affair — Baubles, Bangles, and Beads · The Party's Over · My Romance — CAPITOL — 16-28

AL MARTINO PAINTED, TAINTED ROSE — To Each His Own · Harbor Lights — 12 in all — CAPITOL — 19-75

RAY ANTHONY WORRIED MIND — Your Cheatin' Heart · Careless Love · Release Me — CAPITOL — 17-52

GOLDEN COUNTRY HITS HANK THOMPSON — Wabash Cannon Ball · Shot-Gun Boogie — CAPITOL — 20-89

THE SOUND OF 94 SPEAKERS! — DON BAKER PLAYS 12 MOVIE THEMES ON THE ELECTRONIC ORGAN — CAPITOL — 16-26

NAT KING COLE RAMBLIN' ROSE — CAPITOL — 17-93

the early BEATLES — CAPITOL — 23-09

SINATRA THE GREAT YEARS — CAPITOL — 3-RECORD SET Counts as 3 — 17-62A/17-62B/17-62C

BEATLES '65 — CAPITOL — I Feel Fine · Mr. Moonlight · 11 Great New Hits — 22-28

CONCERTOS UNDER THE STARS — Leonard Pennario/piano · Carmen Dragon/Hollywood Bowl Orchestra — CAPITOL — 83-26

JACKIE GLEASON — THE LAST DANCE · FOR LOVERS ONLY — CAPITOL — 21-44

ENOCH LIGHT and his orchestra — discotheque — Dance, Dance, Dance — COMMAND — 900-99

JACK JONES IN LOVE — Impossible · What Would I Do — CAPITOL — 21-00

IT'S CHRISTMAS TIME HANK THOMPSON — CAPITOL — 21-54

provocative percussion ENOCH LIGHT — COMMAND — 901-22

EYDIE GORMÉ Sings... — Who's Sorry Now · My Funny Valentine · 10 others — ABC-PARAMOUNT — 901-59

STAN KENTON'S WEST SIDE STORY — Exciting Instrumental Versions — CAPITOL — 16-09

DEAN MARTIN Dino — ARRIVIDERCI ROMA · 11 ITALIAN LOVE SONGS — CAPITOL — 16-59

Blue Rumba · Bongo Bash · Bangkok Beat — WILD DRUMS — CAPITOL — 15-53

THE BEST OF BUCK OWENS — Foolin' Around · Second Fiddle — CAPITOL — 21-05

FOUR FRESHMEN — FUNNY HOW TIME SLIPS AWAY — CAPITOL — 20-67

JACKIE GLEASON MUSIC, MARTINIS & MEMORIES — My Ideal · Yesterdays — CAPITOL — 5-09

AN EVENING WITH ROMBERG — CAPITOL — CARMEN DRAGON Hollywood Pops Orchestra — 18-04

ORIGINAL SOUND OLDIES BUT GOODIES 6 — Duke of Earl · Quarter to Three · by Stars Who Made Them Famous — 900-20

GEORGE SHEARING TRIO JAZZ MOMENTS — CAPITOL — 12 Great Hits — 18-27

WILSON/ADDERLEY — HAPPY TALK · 9 MORE — CAPITOL — 16-57

PEGGY LEE IN THE NAME OF LOVE — Boy from Ipanema, 9 more — CAPITOL — 20-96

TRAVIS! — 12 Favorite Songs by Merle Travis — CAPITOL — 16-64

THIS IS THE HOLLYWOOD BOWL — 16 Best Loved Concert Selections — CAPITOL — 2-RECORD SET Counts as 2 — 84-96A/84-96B

ORIGINAL SOUND OLDIES BUT GOODIES 1 — Earth Angel · Tonite! Tonite! · by Stars Who Made Them Famous — 900-15

JODY MILLER — QUEEN of the HOUSE — Silver Threads and Golden Needles, others — CAPITOL — 23-49

DION'S GREATEST HITS — Teen Angel · Lonely Teenager — 12 in all! — LAURIE — 903-86

THE FOUR FRESHMEN IN PERSON VOL. 2 — Moon River · Blues In The Night — CAPITOL — 18-60

CAPITOL AN OLD LOVE AFFAIR — I'll Be Around · My Old Flame — HANK THOMPSON — 15-44

WANDA JACKSON BLUES IN MY HEART — Oh Lonesome Me · Worried Mind — CAPITOL — 23-06

PATSY CLINE encores — EVEREST — 900-71

BAJA MARIMBA BAND — A&M — 900-32

LIZA MINNELLI — LIZA! LIZA! — Blue Moon · Try to Remember — CAPITOL — 21-74

DICK DALE SURFERS' CHOICE — Surf Beat · Misirlou Twist — CAPITOL — 18-86

THE GREAT ROY ACUFF — Little Moses · Oh Those Tombs — CAPITOL — 21-03

THE ALL-TIME GREAT HITS of FARON YOUNG — CAPITOL — 18-76

LOU RAWLS BLACK & BLUE — Roll 'Em Pete · Kansas City — CAPITOL — 18-24

THE BEST OF GUY LOMBARDO — CAPITOL — 14-61

NAT KING COLE L-O-V-E — The Girl From Ipanema · 11 in all — CAPITOL — 21-95

JOE & EDDIE Coast To Coast — Farewell My Cindy · San Francisco Bay Blues — CRESCENDO — 900-35

BEACH BOYS surfin' safari — Summertime Blues · Surfin' · 10 more — CAPITOL — 18-08

JACKIE GLEASON Music For Lovers Only — 12 tender melodies — CAPITOL — 3-52

Greatest Hits of GERRY and the PACEMAKERS — GONNA BE ALRIGHT · FERRY 'CROSS THE MERSEY · 11 HITS IN ALL — LAURIE — 903-84

JET SET DISCOTHEQUE — THE FRUG, SWIM, MONKEY, SLOP, ETC. — AUDIO FIDELITY — 903-94

JOHNNY BOND Ten Little Bottles — SADIE WAS A LADY · 3 SHEETS IN THE WIND · 10 MORE — STARDAY — 901-50

DEAN MARTIN — Winter Romance · June in January · 10 Hits in All — CAPITOL — 12-85

MILES DAVIS — BOPLICITY ROCKER · BIRTH OF THE COOL — CAPITOL — 19-74

SHIRLEY SCOTT — EVERYBODY LOVES A LOVER — Little Miss Know-It-All · The Feeling of Jazz — IMPULSE — 902-20

WANDA JACKSON Wonderful Wanda — Seven Lonely Days · A Little Bitty Tear — CAPITOL — 17-76

IAN WHITCOMB — YOU TURN ME ON! — Be My Baby · This Sporting Life · Sugar Babe — 8 more hits! — TOWER — 50-04

LAURINDO ALMEIDA GUITAR FROM IPANEMA — CAPITOL — 21-97

HILLBILLY HEAVEN ♥ Tex Ritter — HIGH NOON · 10 OTHERS — CAPITOL — 16-23

AL HIRT — America's Greatest Trumpet Artist — Mack the Knife · Sweet Georgia Brown — AUDIO FIDELITY — 902-84

TWO BOYS FROM ALABAMA RICHARD & JIM — Watermelon Hangin' on the Vine · Ragtime Annie — CAPITOL — 22-87

KINGSTON TRIO LAST MONTH OF THE YEAR — ALL THROUGH THE NIGHT · GOODNIGHT MY BABY · 12 FAVORITES — CAPITOL — 14-46

BOBBY RYDELL Somebody Loves You — Diana · It's a Sin to Tell a Lie — CAPITOL — 22-81

GEORGE SHEARING touch me softly — Lollipops And Roses · The Blue Room — CAPITOL — 18-74

EARLY IN THE MORNING — CAPITOL — THE FOUR PREPS — BIG MAN • 11 more — 12-91

Goldfinger — The Big Sound of BILLY STRANGE — CRESCENDO — 900-82

BOBBY DARIN 18 YELLOW ROSES — Walk Right In · Can't Get Used To Losing You — CAPITOL — 19-42

Bing CROSBY Rosemary CLOONEY — THAT TRAVELIN' TWO BEAT — CAPITOL — 23-00

THE HITS OF FERLIN HUSKY — Walkin' and Hummin' · Wings of a Dove — CAPITOL — 19-91

AL MARTINO I love you more and more every day — All My Dreams · Many Tears Ago — CAPITOL — 21-07

AN EVENING WITH COLE PORTER — CARMEN DRAGON Hollywood Pops Orchestra — CAPITOL — 18-05

BEATLES SONG BOOK — Romantic Instrumental Versions of 11 Beatle Hits — CAPITOL — HOLLYRIDGE STRINGS — 21-16

FRANK SINATRA nice 'n' easy — CAPITOL — 14-17

JUNIOR MANCE — GET READY SET, JUMP! — 12 jazz hits — CAPITOL — 20-92

Ferrante & Teicher — THEMES FROM BROADWAY SHOWS — ABC-PARAMOUNT — 901-27

Oklahoma! — ORIGINAL SOUND TRACK RECORDING — CAPITOL — 5-95

PATSY CLINE'S GOLDEN HITS — Just Out of Reach · I Can See an Angel — EVEREST — 900-70

DONNA LOREN — BEACH BLANKET BINGO — CAPITOL — It Only Hurts When I Cry · 9 more from film — 23-23

NANCY WILSON — Yesterday's Love Songs · Today's Blues — SATIN DOLL · 10 MORE — CAPITOL — 20-12

BEATLES VI — 8 DAYS A WEEK · YES IT IS · PLUS 9 MORE HITS — CAPITOL — 23-58

BEACH BOYS CONCERT — Fun, Fun, Fun · The Monster Mash — CAPITOL — 21-98

SHEARING / WILSON — THE SWINGIN'S MUTUAL! — Nearness Of You · 10 More — CAPITOL — 15-24

THE BEST OF JEAN SHEPARD — Forgive Me, John · The Other Woman · Two Faces — CAPITOL — 19-22

STAN KENTON'S GREATEST HITS — LAURA · LOVER · 9 OTHER FAMOUS ORIGINAL RECORDINGS — CAPITOL — 23-27

MERLE TRAVIS & JOE MAPHIS 12 GUITAR FAVORITES — CAPITOL — 21-02

JACKIE GLEASON lazy lively love — CAPITOL — 14-39

KAY STARR — JUST PLAIN COUNTRY · Walk On By · My Last Date — CAPITOL — 17-95

the music of your favorite stars!

Al Martino · Jackie Gleason · Connie Francis · Frank Sinatra · Wayne Newton · Ella Fitzgerald

CAPITOL RECORD CLUB

Hollywood's own "Record Club of the Stars" invites you to

Take 8 stereo or regular record albums FREE

if you buy just one record now and agree to purchase a record a month for the next 8 months from over 200 a month to be offered

Just detach and mail postpaid card

PARTY PUNCHES, CUPS, AND TODDIES

The days of Christmas are undoubtedly the most entertaining of the year. Be it an open house, a tree-trimming party, an after-skating get-together, or a New Year's Day celebration, it is an occasion for a cup of cheer. Choose the recipe that suits your taste and the occasion—hot or cold, with spirits or without, in a punch bowl, a pitcher, a glass, a mug. They're sure to make a party merrier.

ROSÉ SPARKLE

4 pkgs. (10 oz. ea.) frozen strawberries, thawed
1 c. sugar
4 bottles rosé wine
4 cans frozen concentrate for lemonade
2 bottles carbonated water

Combine strawberries, sugar, and 1 bottle of wine. Let stand 1 hour; strain. Combine strained liquid, remaining 3 bottles of wine and lemonade. Pour over block of ice in punch bowl. Just before serving, add carbonated water. Makes 20 to 24 servings.

CARDINAL PUNCH

2 c. sugar
1 small bottle carbonated water
1 bottle (1 pt.) brandy
2 bottles claret or burgundy, chilled
⅓ c. sweet vermouth
2 oranges, thinly sliced
2 lemons, thinly sliced
2 bottles sparkling burgundy

Put sugar in large punch bowl. Add just enough carbonated water to dissolve sugar. Add brandy, claret or burgundy, and vermouth. Add large block of ice; chill thoroughly. Just before serving, add orange and lemon slices and sparkling burgundy. Makes about 25 servings.

CRAN-WINE CUP

2 bottles (1 pt. ea.) cranberry juice cocktail, chilled
1 bottle Rhine wine, chilled
Thin lemon slices
Mint sprigs

Pour equal parts of cranberry juice cocktail and wine into large wine goblets. Garnish each with a lemon slice and mint sprig. Makes about 6 servings.

SANGRÍA

1 bottle dry red wine
1 pkg. (10 oz.) frozen peaches, thawed
4 slices lemon
Ice
Carbonated water

Combine all ingredients in large glass pitcher. Stir well. Serve in wineglasses. Makes 3 or 4 servings.

TROPICAL COOLER

1 can (46 oz.) orange-pineapple juice, chilled
1 qt. non-caloric ginger ale
1 qt. orange sherbet

Combine orange-pineapple juice and ginger ale in punch bowl. Just before serving, spoon sherbet into punch and stir. Makes about 2½ quarts or 20 (5-ounce) servings.

WINE PUNCH

3 bottles claret
3 bottles (12 oz. ea.) clear lemon-lime flavor carbonated beverage
2 lemons, sliced
Ice molds*

Combine wine, soda, and lemon slices in punch bowl. Float individual ice molds or one large one on punch. Makes about 6 quarts or 40 (5 ounce) servings.
*Color water with food coloring and freeze in individual molds (star, ring, bell, etc.) or use one large mold.

HOT SPICY FRUIT CIDER

48 whole cloves
4 oranges, halved
2 qts. apple cider
4 (3 in. ea.) cinnamon sticks
Sugar to taste (optional)
Orange juice
Lemon slices

Insert 6 whole cloves into each orange half. Heat 2 cups cider to boiling; and pour over oranges, cinnamon sticks, and sugar. Cover; let steep 20 minutes. Strain; reserve liquid. Squeeze oranges; measure juice; add enough additional orange juice to make 1 quart. Combine reserved liquid, remaining apple cider, and orange juice; bring just to boiling. Serve hot, garnished with lemon slices. Makes 3 quarts or 20 (5 ounce) servings.

SMUGGLER'S BREW

2 c. dark rum
½ c. brandy
¼ c. butter or margarine
1½ qts. brewed tea
Sugar
Lemon slices
Cinnamon sticks

Heat rum, brandy, and butter or margarine over low heat until butter melts; stir occasionally. Add tea. Sweeten to taste. Add lemon slices. Serve in warm cups or mugs with cinnamon stick for muddler. Makes about 3 quarts.

CHRISTMAS PUNCH

Ice mold
2 bottles rosé wine, chilled
2 cans (6 oz. ea.) frozen lemonade concentrate
1 qt. raspberry sherbet

Make ice mold: Choose a mold (there are some of aluminum foil available) or a cake pan with a Christmas motif such as a tree, a bell, a star. Fill mold or pan with water; freeze until firm. Combine wine and lemonade concentrate; stir until concentrate melts. Unmold ice into small punch bowl. Pour wine mixture over ice. To serve, put a spoonful of raspberry sherbet into each punch cup and ladle in punch. Makes about 24 servings.

*Teflon is DuPont's registered trademark for its TFE finish.

(2)

Do your family a favor.

Get them to give you some of this stuff for Christmas.

You know that one of the nicest things you can do for your family is to be a really great cook. And it's much easier to do that with brand-new Ekco kitchen equipment than if you're still using the things you got when you were married. So pick out what you need from this page. (1) Ekco's Teflon* coated aluminum cookware, 10-piece set, about $24.95† (2) Flint Cook & Serve tools in "Susan holdster", about $18.95† (3) Flint stainless steel cookware, 9-piece set, about $39.70† (4) Flint 6-piece cutlery set in mahogany holdster, about $21.95†. Now start dropping hints. And we hope your family is grateful for the lovely gift they give you.

EKCO
HOUSEWARES COMPANY

(1)

(3)

(4)

© Ekco Housewares Co., 1965 †suggested retail prices.

If you've been satisfied
with ordinary frozen orange juice
maybe you won't like new Minute Maid.®
You see, it tastes like fresh orange juice.

Here's why. For years no concentrate,
(not even Minute Maid)
ever captured more than 33%
of the essence of fresh orange flavor.
But now, our secret new process
gives you up to 91% of the natural flavor.
You don't like that fresh squeezed flavor? Fine.
That means more Minute Maid
for the real orange juice fanatics.



Here are the soft toys. Irresistible animals and dolls that children can cling to, tote from room to room, snuggle into bed with. Gaily colored in fun fabrics or soft felt, they're the toys your children will cherish for many years!

1. HUGGABLE BEAR, made of brown-and-white felt, is the perfect size and shape to cuddle in your favorite child's arms. $6.
2. FUNNY DOLL. This pert-looking rag doll is dressed in cheery pink-and-white checks. 18″ tall. $7.
3. TURTLE PAJAMA BAG is a place to keep pajamas, a pillow on which to rest a sleepy little head at naptime. $2.50.
4. ALICE IN WONDERLAND (oversized in drawing). This blonde-haired doll is dressed in red- or blue-and-white checks. She's 21″ tall. $7.
5. LION BEANBAG. The beanbag returns! This two-toned felt one has long tail, fits in the hand. $3.60.
6. MAMA CAT. The new pussycat may replace the owl in popularity. This hand toy, in orange and black with a bow belt, is 12″ high. $5.
7. MULTICOLORED PLUSH BALL is in patch-quilt design. It's furry and warm too. $9.50.
8. COLONIAL DOLL. This slim young lady is bedecked in a pretty pink-and-white dress, complemented by fine underpinnings. 23″ tall. $6.

Shopping Information, page 94

The right way to decorate your bedroom

Most people go at it all wrong. They buy beautiful chairs . . . and chests and vanities and rugs and mirrors and headboards and paintings and draperies. Pretty stuff like that. And then they call the whole works the bedroom of their dreams.

Ha!

The best interior designers will tell you that a bedroom is to sleep in. So, begin with a bed.

Like a bed with a revolutionary new Englander Tension•Ease COMFORT SEAL mattress on it. Inside it's innerspring. Outside it's luxuriously comfortable urethane foam. Ahhh.

There's even a decorator Tension•Ease—deliciously quilted like all Tension•Ease mattresses—but with a glamorous white-on-white tapestry cover.

You can choose a twin, regular, queen or king size.

So decorate your bedroom the right way—the way top decorators recommend. Start with a great mattress. Tension•Ease by Englander.

If you prefer all foam . . . ask for the Englander foam-latex Tension•Ease.

UNION CARBIDE Englander
THE FINEST NAME IN SLEEP

Tension•Ease, Englander and Comfort Seal are trademarks of The Englander Company, Inc.

"The wonderful even comfort of flameless electric heating is a benefit our whole family can appreciate," reports Edward Stansfield of Mechanicsburg, Pa.

"FLAMELESS ELECTRIC HOME HEATING IS FAR AND AWAY THE CLEANEST AND MOST COMFORTABLE WE'VE EVER HAD"

In Mechanicsburg, Pennsylvania, Mr. and Mrs. Edward Stansfield put it this way:

"For my money," Ed Stansfield tells you, "there's nothing that begins to match electric heating when it comes to real, down-to-earth comfort. Since we moved into our new electrically heated home, we've been able to stop worrying about drafts and cold spots. And we can also control the temperature room-by-room."

"What I like best," adds Marianne Stansfield, "is the way our house stays so clean! Even my white drapes and walls keep fresh and new-looking, and I'm spending much less time on routine housecleaning."

Candid comments like these help to explain the rapidly growing number of families who are switching from old-fashioned fuels to modern flameless electricity for their home heating. If you're planning to build, buy or modernize, think about the advantages of flameless electric heating for your own family. Your local electric utility company has all the information you need to take this important step toward the joy of total electric living.

Throughout America, nearly 2,000,000 families enjoy the modern values of flameless electric home heating

Wherever you live, and whatever the price range of your home, you'll find electric heat has practical values for you, too. Here's what four representative families have to say about its reasonable cost:

OHIO BUSINESS EXECUTIVE George Wern installed electric heating three years ago when he built his new 7-room home in North Canton. He reports, "Beyond any doubt, our electric heating system gives us better value for our money than any other type of heat we could have chosen."



CONNECTICUT DAIRY FARMER John Bass says that "electric heating makes all the difference" in his family's new 7-room Scotland, Connecticut, home. He reports, "Electric heat isn't costing us a penny more than the kind of heat we had before—and it certainly delivers a lot more comfort."

MISSOURI OFFICE WORKER Don Duncan has lived in his electrically heated 6-room home in suburban St. Louis through five cold winters. He reports, "Particularly when you take into account all of the extra benefits we're getting, I'm more than satisfied with the cost of electric heating."

WEST VIRGINIA LAND AGENT Dunlap Brady of Summersville converted his 90-year-old, 12-room home to electric heat in 1961. He reports, "One reason we find electric heating so economical is that we're paying only for the heat we actually use—nothing is ever wasted up the chimney flue now."

Only electricity offers flameless heating and so many different types of equipment to choose from!

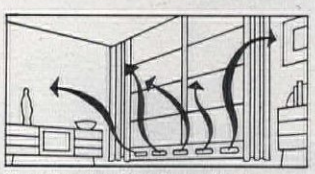

Baseboard units take up little space, permit room-by-room temperature control. Two types are available: radiant or hot water.

Ceiling cable is invisible. Wires less than 1/8" thick are concealed within ceilings. Each room's temperature is individually controlled.

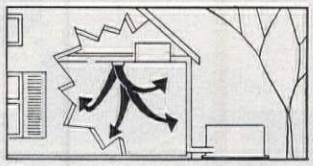

Heat pump heats home in winter, cools it in summer. One thermostat setting maintains any desired year-round temperature.



Wall panel heaters, with heating coils behind decorative grilles, provide radiant heat with natural or fan-forced convection.

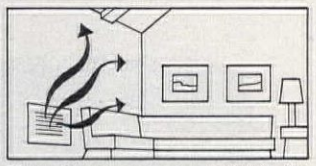

Central systems are available for either hot water or warm air heating in which flameless electric units supply the heat.

For that wonderful feeling switch now to electric heating—it's flameless!

YOU LIVE BETTER ELECTRICALLY

Edison Electric Institute, 750 Third Avenue, New York, N.Y. 10017

TOTAL ELECTRIC GOLD MEDALLION HOME LIVE BETTER ELECTRICALLY AWARD

GIFT IDEAS FOR THE WORKSHOP

DAD WILL PROBABLY SHOW HIS APPRECIATION WITH NEW SHELVES, CABINETS, AND BOOKCASES

1. How about this money-saving tool system? A recently marketed line of power tools all work from a single ⅓ hp motor. By equipping this motor—the TM1 Power Unit—with the appropriate head, Dad gets a ¼- or ⅜-inch drill. By changing heads, it becomes a saber saw or an orbital sander. Prices of the motor with a single head start at $18.98. Individual heads without the motor range from $6.98 to $13.98. A kit of the motor and three heads, plus accessories, and a steel carrying case sells for $54.98. The case may be mounted on a well to serve as a cabinet. Manufactured by General Electric Housewares Division, Bridgeport, Conn.

2. A tool for nailing concrete. The Shure-Set tool makes it almost as easy to drive steel fasteners into concrete as it is to drive nails into wood. Place a fastener in the tool, set the point against the work, and drive the fastener home. Makes child's play out of such jobs as hanging draperies, building tool racks. $3.95 with a supply of fasteners. Made by Winchester-Western Division of Olin, New Haven, Conn.

3. To clean up when the work is done. This 5-gallon, heavy-duty vacuum cleaner is designed to handle all the chores that are too big for the ordinary household machine, such as collecting wood chips from a do-it-yourself project or cleaning out the garage. A complete line of attachments includes a 10-foot extension handle and an adapter for household vacuum attachments. Mighty-Mini Shop Vac is about $40. From Craftools, Inc., Shop-Vac Division, Wood-Ridge, N.J.

4. Drills are rugged, safe, versatile. The thermoplastic housings of the new Greenline ¼- and ⅜-inch electric drills are guaranteed against breaking and protect the user against electrical shock. Both tools also feature variable speeds of 0 to 2250 rpm. Light pressure on the trigger produces a low speed for starting holes and for drilling masonry, glass, ceramics. A heavier touch increases speed for normal drilling. Price of the ¼-inch model 52 is $24.88. The ⅜-inch model 56 sells for $29.88. By Rockwell Manufacturing Co., Pittsburgh, Pa.

5. To copy any contour in a jiffy. When reproducing a molding, cutting linoleum to fit a threshold, or duplicating a valance, the Copy-Cat Contour Gage is a real time-saver. Press the tool's 175 steel teeth against object to be duplicated, and the ends of the teeth form a template for tracing the desired outline. Costs $5 with a connecting plate that permits joining two of these 6-inch gauges into a single 12-inch unit. Made by the Coastal Abrasive and Tool Co., Long Island City, N.Y.

6. Now even heavy grease comes in spray cans. Spra-Mist Spray Grease is just like the grease from a gun. It's applied directly on the surface or through a snorkel tube provided for hard-to-reach spots. It's nontoxic to the skin, resists heat up to 400 degrees. A convenient, mess-proof way to keep the tools in working order. Costs about $1.50. Kerr Chemicals, Inc., Des Plaines, Ill.

7. Nail 'em on with glue. A new adhesive, designed primarily for applying wall panels, is so strong the manufacturer says you can also use it to apply stair treads and risers, thresholds, chair rails, and furring strips. Waterproof, it can be used in humid locations. Royalcote General Purpose Adhesive costs $1.49 a cartridge and is manufactured by Masonite Corp., Chicago, Ill.

8. No need to change blades when this utility knife becomes dull. By advancing the blade and snapping off the dull part, you get a brand-new cutting edge and tip. Each blade has 10 sections and there's a storage space inside the handle for extra blades. Quick-Point knife retails for $2. Made by The Stanley Works, New Britain, Conn.

9. Grinder stops in 10 seconds. The electronic braking mechanism on this grinder stops the wheels in 10 seconds—40 to 80 seconds faster than similar units without the brake. This quick-stop feature makes the unit safer to operate and facilitates change-over to buffing wheels or wire brushes. The Craftsman Electric Grinder with Electronic Brake is available for $59.95 from Sears, Roebuck and Co., Chicago, Ill.

10. And for the really big jobs, why not a builder's hand-held circular saw? The Stallion 1000 7¼-inch model (not shown) costs only $54.95, yet boasts many features—such as a safety clutch and burnout resistant motor—that are usually found only in more expensive models. Made by Wen Products, Inc., Chicago, Ill.









Josephine, TV's Lady Plumber, says:

"New extra strength Comet gets out stains far better than other cleansers–even when they try twice!"

"This test proves it! I sprinkle any other leading cleanser–old or new, white or blue–on a tough food stain. Wet it, wait and rinse. Then I give it a *second* try and give Comet only *one* try. Wet, wait, and rinse again. Know what? The other cleanser gets *two* tries, but New Comet's the *one* that gets out the stain!"

"Here's the other cleanser's first try on half the stain."

"Wait a bit, rinse this side. The stain hardly budged."

"I give the other cleanser a second try."

"I let Comet try just once on the other side."

"Wait as before. Rinse. The other cleanser still left some stain."

"But with just one try, New Comet removed the stain!"

"How's that for power? New Extra Strength Comet doesn't fool around! It gets out stains far better than any other leading cleanser because it has *Super Chlorinol*, the super stain remover. Disinfects better, too. Give New Extra Strength Comet just one try in your sink. You'll see it's best–not by a little–by a lot!"

He'll prize a *Taylor* gift!



Deluxe TEMPRITE® Window Thermometer has decorator white, easy-to-read aluminum scale and simulated wrought iron bracket.
#**5314, $3.25.**



Ashton HUMIDIGUIDE® Hygrometer tells room temperature and humidity on gold finished dial. Hangs or stands. 3½" square.
#**5546, $2.95.**

TAYLOR INSTRUMENT CO'S., Asheville, N.C.



You can easily earn within a single week one of these nationally advertised Bowling Balls, bored to fit your hand.

Just send us four 3-year (78 issues) *Saturday Evening Post* subscriptions at $10.95 each and we'll rush your bowling ball to you. All subscriptions must be sold to persons outside your own home at the full price. Both new and renewals count, but not your personal or personal gift subscriptions.

Write subscribers' names and addresses on plain paper and mail with your own name, address and full remittance. As soon as your order has been processed, we will send you the bowling ball. Be sure to specify weight desired.

This offer is good in the U. S. only, until December 31, 1965. Sorry, no bowling balls may be sold for cash.

CURTIS CIRCULATION COMPANY
355 Independence Square
Philadelphia Pennsylvania 19105

What does it mean?

Historical Backgrounds of Some Furniture Pieces Designed for Comfort and Convenience

Comfort and convenience have long been first in the thoughts of furniture makers. From the small, unpretentious houses in our early Colonies to the elaborate palaces in France, furniture has been designed and planned to make life more pleasant for the people. Below are examples of furniture still reproduced today that can make your life more comfortable in 1966.



Ottoman and Hassock. In Queen Victoria's day the public demanded Oriental ease, and Turkish influence in furniture design ran high. The ottoman and hassock are examples of this trend. The ottoman is a low, backless, armless upholstered seat often used as a footstool. The hassock differs from the ottoman in that it is completely upholstered. (No wood trim is exposed.)



Poudreuse (poo-dreuse) or poudre. In 18th-century France furniture became more highly specialized. Typical is the poudreuse or toilet table—a convenient, fashionable, and necessary piece. Engineered with an easel mirror and hinged sides that reveal wells for cosmetics, the poudreuse resembles a small table desk when closed.

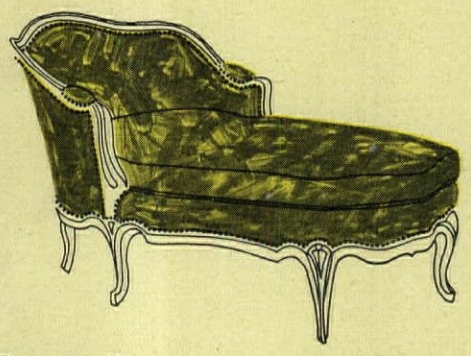

Chaise Longue (shez-lohng). Literally it means a long chair for resting or reclining (shown at lower left). It is made for comfort and is deeply upholstered. In 18th-century France, the chaise longue was either one long piece or divided into two or three parts.

Gateleg Table. Early American furniture is well suited for modern interiors because it was designed to serve many of the same functions the homemaker seeks today. Important both then and now is space-saving furniture. The gateleg table was designed as a dual-function piece for living-dining rooms. It usually has two drop leaves that, when open, are supported by a leg or gate which swings away from a fixed central structure.



Étagère (ay-ta-zher). In 18th-century France it was known as an étagère but to the 19th-century English it was simply a whatnot, a series of open shelves supported by columns and used for displaying small objects. Étagères can hang on the wall or they can stand on the floor. The convenience they provide can be incorporated into other furniture forms such as a buffet where they serve as a receptacle for dishes or as a space for showing off precious objects.

Porter Chair (not shown). Now being revived by some furniture companies, the porter chair was created to protect its occupant against the cold of drafty mansions. It originated in 18th-century England where it was used by the servant whose duty it was to open the door. Tall and deeply upholstered, it has deep sides that continue up to form an arched top. It offers privacy.

ARMOUR GOLDEN STAR

It takes a lot of hickory to put that deep, smoky flavor into a Golden Star

You won't always find old-fashioned, smoky, whole-ham flavor in a canned ham. Sadly, but truly—some canned hams are not hickory smoked, or even smoked at all. To us, a ham isn't a Golden Star Ham until it undergoes the blessing of a stout hickory smoking.
That's the sweetest smoke of all.
The Golden Star is a solid, pink chunk from the lean side of a choice whole ham. 100% all-American, juicy, delectable ham. Well smoked.

ARMOUR

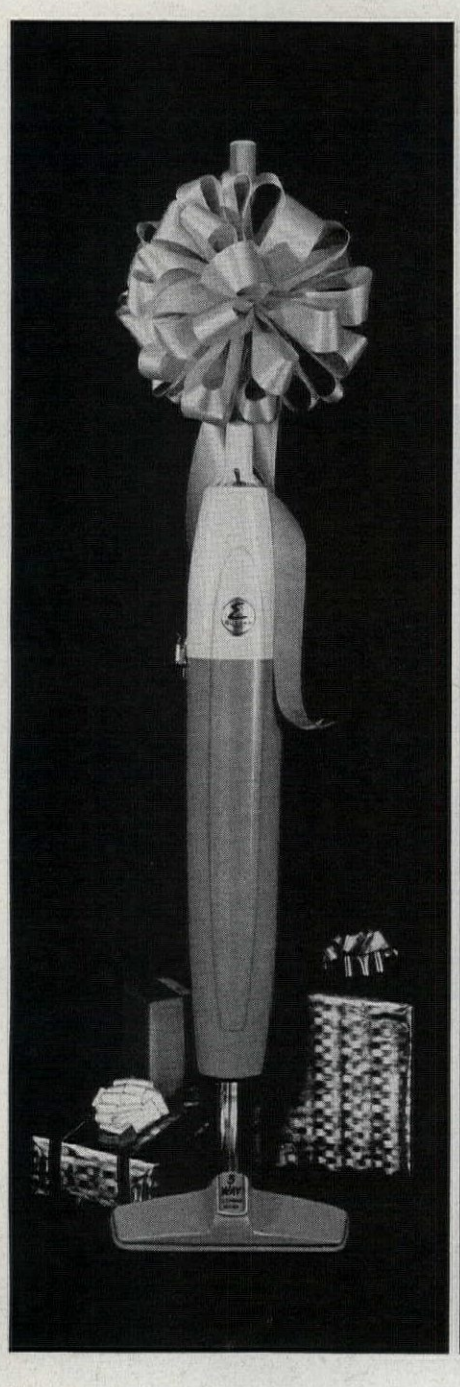

Say "Merry Christmas" with a Eureka Lightweight...

...and get this "Holiday Hostess Apron" for just 99c!
($3.49 value)

Save $2.50 on this lovely apron. Buy a
Eureka Lightweight Vacuum Cleaner,
(or any other Eureka floor care product).
The apron's a beauty! Fully pleated.
Designed in gay holiday colors and pattern . . .
especially for Eureka. As cheerful as it is useful!
Your Eureka dealer has one for you,
in its original see-thru bag.
Look over the Eureka Lightweight—
a slim 7 pounds of pure power!
Five-way action deep-cleans rugs and carpets—
sweeps bare floors better than a broom.
Makes clean-ups a breeze!
Looking for something heavier?
An upright, canister, floor scrubber-polisher?
Your Eureka dealer can show you just what you need.
Any Eureka makes a Merry Christmas.
And at 99¢, the "hostess apron" makes a
right smart happy holiday!

Eureka

Eureka Williams Company, Bloomington, Illinois. Division of National Union Electric Corp.
In Canada, Eureka Division, Onward Manufacturing Company, Ltd.

THE SMALL TREE

Here are the small trees to spot around the house. All are simple dowel construction. Ornament ideas are from the Monterey Peninsula Chapter of the American Federation of Arts in California.

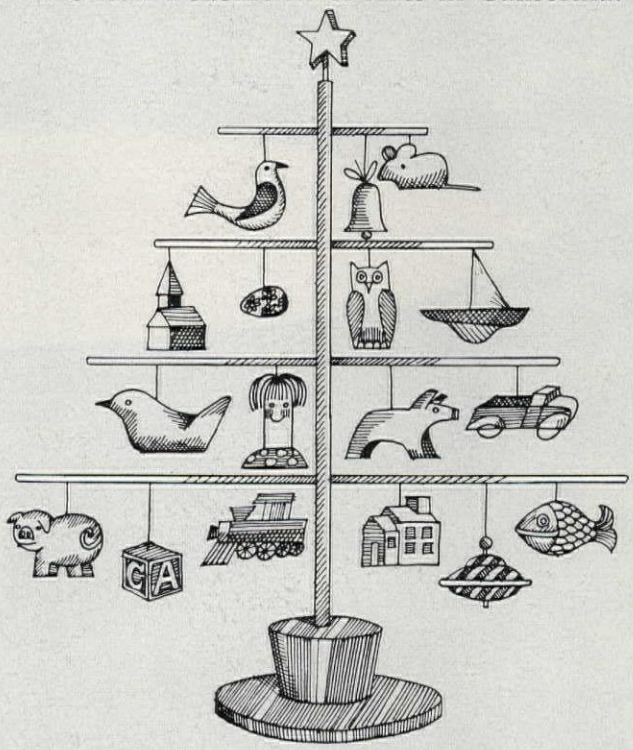

SCANDINAVIAN NURSERY TREE HAS SMALL FIGURES CUT FROM BALSA WOOD AND PAINTED IN BRIGHT, GAY COLORS.
By Mrs. James Town



SPOON TREE USES A COLLECTION OF UTENSILS—EITHER ANTIQUES OR THE KITCHEN VARIETY.
By Mrs. Roderick Dewar

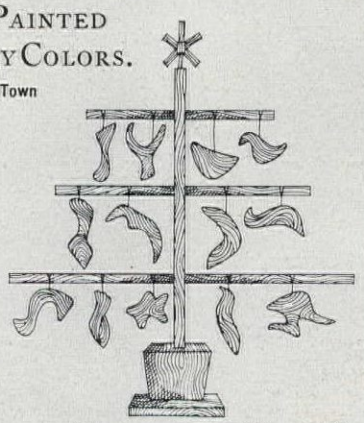

DRIFTWOOD TREE IS FASHIONED WITH SMALL PIECES OF DRIFTWOOD. SHAPES ARE IMPORTANT.
By Mrs. John W. Robertson



By Maggie Arnold

"GOD'S EYE," SOMETIMES CALLED "THE EYE OF JESUS" TREE, HAS DIAMONDS AND SQUARES OF BRIGHT WOOL.

By Alice Thompson

THE FRIVOLOUS GIFT

from you to her and you to him

We vote a resounding aye for useful gifts that really are gifts of more leisure, less work . . . the new washing machine, dryer, dishwasher, refrigerator, sewing machine, and their kinfolk. We heartily endorse the grand gesture . . . the Christmas-given sofa or desk, piano, organ, new car.

But in the lovely hours of Christmas Eve, try the magic of the not expensive, very personal, quite non-utilitarian gift . . . you to her and you to him.

For her, make it fragrance or one of the charmingly packaged holiday combinations of bath products and cologne or perfume and toilet water, or a veritable artist's palette of lipsticks and eye shadows, or a jar of luxurious cream she'd love but always hesitates to buy for herself.

Don't be nervous about selecting your gift for her. Few women can resist any of the following fragrances:

Guerlain's *Chant D'Aromes*, a fresh but not naïve floral; Dior's famous *Diorling*, very easy to wear; Rochas's *Madame Rochas*, worldly but not heavy; subtle, persuasive *Possession* by Corday; Coty's new but quickly popular *Imprévu*, or one of the classics—*Chanel No. 5*, Lanvin's *Arpège*, Millot's *Crêpe de Chine*, Revlon's *Intimate*, Elizabeth Arden's *Blue Grass*.

In the holiday combination, every cosmetic company creates enchanting holiday gift packages, costing as much or as little as you can budget for this luxury gift. You'll see little flower carts with bath powder, toilet water, and perfume, featuring Helena Rubinstein's new fragrance, *Emotion;* the gold-wrapped presentations from Estée Lauder; the luxury-wrapped or sassy-lady packages from Revlon; the delightfully feminine assortments from Elizabeth Arden.

Or how about a new compact-lipstick combination for day or evening? With the new translucent powder (one shade for everyone, since it veils the face without adding color), you don't need to worry about getting the right color in the compact. For the lipstick, ask her now what shade she likes . . . and give her verbal description to the saleswoman who serves you. Revlon, Arden, and Max Factor all have wonderful selections.

Among those special creams she'll love (even though they remain a bit of mystery to you) are *Crème Extraordinaire* by Elizabeth Arden, Estée Lauder's new *Enriched Under Cover Makeup Cream* or *Wonderfirm, The Exercise Cream;* Francis Denny's *Source of Beauty* that goes on in the evening or under makeup to keep skin moist and soft; one of Dorothy Gray's new creams in her *Secrets of the Sea* group or Rubinstein's latest threesome, *Skin Dew Lotion* (not new but great for under makeup), *Skin Dew Hand Cream*, and *Skin Dew Cleansing Cream* that takes off eye makeup with ease.

To make shopping easy, use this list to help you decide what you will ask for *before* you're at the counter.

Picking the gift for him . . . that highly personal, personally luxurious gift . . . is much easier this year than it has ever been. There is a veritable army of lotions, colognes, soaps, deodorants, powders, yes, even moisturizers for his face so he can stop swiping yours. We don't presume to say what caused the American male to admit he likes these luxuries for himself . . . to recognize that the right kind of fragrance is as masculine as the right kind of razor or shaving soap. But sales figures prove that young husbands like and use these grooming aids created for him. If his bathroom shelf already has his favorite brand, just buy more of the same . . . in another product. For instance, if he is using *English Leather After Shave*, add the same "flavor" in shower soap, cologne. If he uses no scented products, it may be because he simply doesn't indulge himself or it may be because he is afraid of picking the wrong scent. If it's the latter or if you know he is very conservative, start him off with one of the classics, such as *4711 Eau de Cologne, Eau Imperiale* by Guerlain, Elizabeth Arden's *Classic Cologne*.

But there are so many wonderfully masculine-scented lotions and soaps available that you will want to shop around and pick just the right one for that late-in-the-day gift. We recommend to your sniffing: *Canoe* by Dana, *Jade East* (Swank), that *English Leather* (MEM) we mentioned, *Aramis* (Estée Lauder), the new *Teak* by Shulton (who may have started the whole business with *Old Spice*), *Cognac Eau de Cologne* by Marly (amusingly packaged in Mon Capitaine toy soldier), *Brut* by Fabergé, Max Factor's handsome *Signature* set (which has little tags and extra gold leaf so you can write his name on each bottle), Revlon's *That Man*, Givenchy's *Partner*, Lenthéric's *Onyx*.

But don't just stand there and smell the bottles . . . pick one you think he'll like (and one that pleases you since you'll be whiffing it too), then decide on the after shave, talc or soap, cologne . . . or all of them!

Last of all, add the final touch to this Christmas evening surprise . . . as soon as you have the gift all handsomely wrapped . . . write a very special card to go with it . . . the words we often forget to say to each other during the year.

A bathroom as rich as a walk through a tropical paradise . . . it's new MONTEGO, in the most dazzling array of hues any bathroom hamper ensemble ever wore. MONTEGO by House of Fiske . . . and two excitingly accurate scales too: new oval shape with handle and stand-up base . . . and brand new compact with washable Orlon® cover and rich golden-tone filigree border. Both scales in six lovely colors. MONTEGO in four exciting island colors: Cinnamon, Topaz, Orchid . . . and Emerald (shown above).

Montego®

by house of Fiske®

an exciting new idea in bathroom ensembles

Airguide

Christmas Forecast... Warm Welcome

Airguide weather instruments are a pleasure to give . . . they are so well received. Not only are they functional . . . but they are imaginatively styled decorator pieces as well, in a variety of intriguing designs. At better stores everywhere.

All instruments shown here offer a barometer, hygrometer and thermometer combination. **A.** JEFFERSON, traditional style with sconce. **B.** GREENWICH, battery operated fine clock and weather instrument combination. **C.** CRESTWOOD, contemporary styling. **D.** CORONET, popular traditional. **E.** SHERWOOD, **F.** DIPLOMAT, desk combinations.

©1965 A. I. Co.





Airguide Instrument Company • 2210 Wabansia Avenue, Chicago 60647

weather and driving and what you can do about it

By William J. Toth

With the modern car on our new superhighways you can travel in as many as 10 states on a one-day trip and experience everything from snow, ice, rain, sleet, wind, fog, bright sunlight, and temperatures ranging over 30 degrees. And yet in all this weather you can ride comfortably, quietly, and safely.

Proper preventive maintenance can insure continuous operation of your car, but the actual driving through or the avoidance of the various elements of weather is strictly up to you.

BE ALERT TO BAD WEATHER

Modern communications have practically eliminated the surprise of sudden storms. Most radio stations, besides giving periodic local weather reports, will also interrupt regular programs to warn listeners of impending bad weather. And in most large cities recorded telephone forecasts are available 24 hours a day. Television stations, too, broadcast reports with visual aids showing national as well as local weather movements.

As you travel, keep your radio tuned to a local station. When you stop for gasoline, check with the attendant about local conditions. If you cannot get information about a certain road ahead, call the highway patrol in the area. Their patrols are on the roads 24 hours a day and they know weather conditions.

AVOIDING WEATHER

The modern car travels swiftly and in many cases can outrun moving weather. Find out when a storm is due in an area, and then plan to leave so as to avoid it.

Even though tornados and hurricanes have winds of high speed the actual directional speed is slow enough to allow a car to outrun it. But, of course, the important thing is knowing about it and knowing its direction.

If you can't avoid bad weather, stay on main roads.

FOG

Fog at one time or another has plagued everyone. It usually comes at night, and is known for its complete resistance to penetration by any invention except radar and sound.

One of the dangers of driving in fog is that many drivers speed right into it to find, suddenly, that visibility is only a few feet beyond the hood of their car. They panic and stop on the paved roadway. A following car that may or may not have slowed down crashes into them.

As soon as you sight fog slow down, turn on your low beam or fog lights, and proceed cautiously. If there isn't a car ahead to follow as a guide, watch the white center line or the white line on the right edge of the road. You must be sure you are on your side of the road and that you keep moving. As soon as you feel visibility is so restricted that you couldn't stop short of an obstacle, pull completely off the road and park. If you park adjacent to the highway, leave your emergency blinking lights on if your car is so equipped. However, it is not a good idea to park along the road's edge with regular lights on because following drivers tend to think you are ahead and moving. If at all possible, pull into a service or rest area.

For the best visibility in thick fog, again, use your low beam lights and look directly out into the fog with your head out of the side window. If it is extremely cold and damp, you should use your windshield wipers and the defroster.

RAIN

Rain reduces visibility and friction between your tires and the road's surface. Use your wipers and defroster to keep windows clear. Turn on your low beam headlights. Let other drivers see you. Reduce your speed and hold the steering wheel firmly.

Concrete roads give good traction, but be careful of brick and cobblestone pavements. Be especially careful of any manhole covers or streetcar tracks. In rural areas dirt and gravel roads can be as slippery as ice.

If a rain storm is severe, pull completely off the pavement and park until you can proceed again. However, if you do drive on, control your speed and keep at least two car lengths for every 10 miles of speed between you and the car ahead. You can also improve your traction by driving in the tire tracks of the driver ahead of you. His tires have pressed the water off the road surface and by following directly in his tracks you increase your own car's traction

SNOW, ICE, AND SLEET

East, West, North, or South these elements are hazards. Coming down they obstruct vision. Down they become deadly slippery surfaces where even the best treaded tires can slip, slide, and spin.

Efficient wipers and a defroster can give you needed visibility, but to keep control of the car, you need snow tires or chains.

If you get stuck in snow, spinning your rear tires will not help; you will just dig your wheels in farther.

If a sand pile is near, shovel some under both rear wheels. Or, use anything such as newspapers, burlap sacks, floor mats, or road salt. As soon as your wheels begin to spin, stop feeding gas to the engine and start over cautiously. If you have a standard-shift car, try starting in second or high gear. You will have to feed the engine more gas, but the higher gear will help you in moving slowly.

You may find that rocking the car back and forth will get you free. This is done by shifting to reverse and moving slowly to the rear until you stop. Then shift quickly to drive and move forward as far as you can. Continue this until you rock the car free.

WINDS

Strong winds can affect your steering noticeably. This is especially true when you are driving on an open road where there is relatively no protection given by hills or trees.

Keep a firm grip on the steering wheel and be ready for sudden gusts and letups that may cause you to veer to the left or right. Also, be alert to trees, falling rocks, and other roadside hazards.

IF YOU GET STUCK OR STRANDED

This perhaps is the best argument for keeping your gas tank filled. If you can turn around and head back into the nearest town, do so. If you can't move, flag another motorist and have him send help.

During and following bad storms police patrols are out looking for stranded travelers. If you stay with your car a reasonable time, they will find you. If you must abandon your car, place valuables in the trunk and lock your car.

THE SILENT KILLER

Sitting in your car with the windows closed and the engine idling could result in a tragedy if carbon monoxide were to creep into the car. So have your exhaust system checked periodically.

Even with a nonleaking system, in deep snow or mud, fumes coming out of the exhaust pipe can find their way back into the passenger compartment.

If you must idle the engine to keep warm, keep a window open to admit some fresh air. And do not fall asleep.

YOUR CHANCES IN BAD WEATHER

Statistically there is less chance of your having an accident in bad weather than in good. But this is still dependent upon you. You must keep your car in good mechanical shape. You must be alert to weather dangers. You must decide whether to travel or stay put. You must reduce speed and drive skillfully. You can make the difference between suffering from bad weather or comfortably enduring it all. *Mr. Toth is a professor at the Center for Safety Education, New York University.*

DELUXE REVERE WARE WITH PERMA-SHEEN. Every piece of the New Deluxe Revere Ware has the fabulous PERMA-SHEEN finish on the inside . . . a mirror-bright finish that actually reduces sticking and scouring! And the stainless steel copper-clad construction of New Deluxe Revere Ware is special too, for even heating, easy cleaning and wonderful cooking! ONLY REVERE HAS IT!

TEFLON®-COATED STAINLESS STEEL BY REVERE. The Teflon-Coated Cookware that's stainless steel on the outside . . . with an aluminum core, for even, perfect heat distribution. Now, you can do all your cooking in no-stick, no-scour Teflon. It's truly the finest Teflon-Coated Cookware money can buy. Remember to look for the eye-catching Pewter Grey Teflon coating . . . ONLY REVERE HAS IT!

REVERE DESIGNERS' GROUP. Designers' Group utensils have a copper core between two layers of gleaming stainless steel! You have the superb styling and easy-to-clean convenience of stainless steel, plus the flawlessly even heat distribution of copper! ONLY REVERE HAS IT!

Need a cleaner for metal or Teflon? REVERE HAS IT! Ask for Revere Cleaners . . . made by the company that knows metals best!

Give the most gifted cookware Cookware from Revere

1801 REVERE

Revere Copper and Brass Incorporated

There's fun unlimited for moppets who own a gaily painted storage chest for their toys or dress-up costumes. Our patterns are full-size, ready for you to trace and paint. Round-top chest has theatrical motif with Dancing Marionettes. Flat top has a castle with amusing Land of Oz characters. You can order the round top—it's an American Home Kit with all wood parts necessary for assembling. Kit #AWS-115, $12.98*. Flat-top metal chest is available in stores. Patterns are 25¢ each. Write The American Home, Dept. ATN, P.O. Box 76, New York, N. Y. 10046.

Designer: Mae Gerhard Photographer: Allen Vogel

New York City residents add 5% sales tax. All other New York State residents add 2% sales tax.

OPEN STOCK & SERVICES FOR 4, 6, 8, 12, IN COMMUNITY® STAINLESS, FROM TOP LEFT: FROSTFIRE, DRIFTWOOD, PAUL REVERE, CANTATA. IN ONEIDACRAFT® DE LUXE STAINLESS: TEXTURA, TEMPO, LASTING ROSE, SHASTA, CHATEAU.

Christmas gifts for a lifetime—a beautiful tableful, or a few serving pieces, or one of the choice combinations below. Let that special someone know your preference. For this, indeed, is the preferred stainless. Such superb design, such craftsmanship could only be... SOLID STAINLESS BY ONEIDA SILVERSMITHS.

THE 50-PIECE SERVICE FOR 8, IN COMMUNITY STAINLESS (ILLUSTRATED), $59.95; IN ONEIDACRAFT DE LUXE STAINLESS, $39.95. OTHER SETS FROM $19.95 TO $199.

SET OF 6 STEAK KNIVES, IN COMMUNITY STAINLESS (ILLUSTRATED), $19.95; IN ONEIDACRAFT DE LUXE STAINLESS, $14.95.

HOSTESS SET, IN COMMUNITY STAINLESS (ILLUSTRATED), $9.95; IN ONEIDACRAFT DE LUXE STAINLESS, $6.95.

YES, VIRGINIA, THERE IS A PLUMBER

By Jeanne Lamb O'Neill

I've met lots of Santa Clauses — and I don't mean the kind who sit around department stores or hang around street corners. But my favorite of all is the plumber.

Ho-hum, you're probably thinking—so her dishwasher broke down or her toilet overflowed on Christmas Eve. But I didn't call the plumber to fix the plumbing. I called him to fix the Christmas tree.

The reason we needed a plumber to fix the tree is that last year we chopped down our own. Have you ever chopped down your own Christmas tree? It's indescribably exhilarating. And exquisitely cheap. That is, unless you fall for the Christmas-tree stands they sell on the way out. John didn't, of course. I did, of course, like a ton of tinsel.

Well, the next day I could hardly wait for Sean to get home from school to put our gorgeous, hand-hewn Scotch pine into our gorgeous new stand. The principle of the stand was very simple. You drove the pointy end of the stake into the tree trunk, fitted the other end into the stand and then bolted it down at the bottom with a flick of the wrench.

Thwack! Thwack! I had to admire Sean's mighty hammer strokes. But suddenly something John had muttered on the way home came back to me—something about threads? Just out of curiosity, we tried screwing the thing with the hole onto the other thing. Oh no. Already the threaded end of the stake was mashed to a pulp. No matter how we struggled and coaxed, the new stand would never work. Nor could we budge the stake, so the old stand was useless too. For all our fine hatcheting and badgering, we were left with one no-good Christmas tree, two no-good Christmas tree stands, and egg all over our faces.

I considered flinging myself on the tree—and a merry hara-kiri to all—but first I called the local hardware store. It wasn't an easy story to tell, particularly since I have always thought that nuts were bolts and bolts were nuts. But it didn't matter anyway because the machine that *might* solve our problem, assuming the man—ha ha—had it straight, was downstairs in the basement and would I like to bring the whole tree in? No? Well—ho ho ho—you *do* have a problem, lady—have you tried a plumber?

I didn't know why I should try a plumber, and my story sounded twice as embarrassing the second time around but, lo and behold, the plumber didn't fall down laughing and agreed to stop by on his way home.

Hallelujah! Now all we had to worry about was money. I knew plumbers. I knew that just to look at the tree would cost more than the 90-footer at Rockefeller Center. But never mind—the main thing was to get the job done before Daddy came home and caught us red-handed—or green-handed, paying up. Only an hour to go! Would the plumber come? Would he know what to do? Would I have to hock my jewels? All these questions tore through my mind as I tore out of the house, having forgotten to pick up Cindy at Brownies.

No sign of a plumber when I got back—but no tree, either. All Sean knew was that a man had come, scratched his head, patted Sean on his, picked up the tree and left.

Fifteen minutes till D hour! Well, so be it. Would you rather spend Christmas with Daddy, children—or in Nevada with me?

But wait! Was that a clatter on the lawn? Away to the window I flew like a flash, when what to my wondering eyes should appear but—the plumber. And by his side our tree tall and proud in its stand. His eyes, how they twinkled; his dimples, how merry. And when I asked him *how much*, he laughed till he shook like a bowl full of jelly. "Just call me Santa Claus," he said, and with a wink of his eye, he drove out of sight.

Gee, I'd like to call that company back. I'd like to thank our Santa properly. But what if I ask for the white-haired plumber with the twinkly eyes and the nose like a cherry and they don't *have* one like that . . . what then, Virginia?

Merry Christmas tissues from Kleenex

New! At stores everywhere

KIMBERLY-CLARK PRODUCT

KLEENEX IS A REGISTERED TRADEMARK OF KIMBERLY-CLARK CORPORATION

PAMPER YOUR MAN

...and the whole family too!

The Aristocrat
Dremel's finest. Support handle provides extra convenience. $39.95

DREMEL ELECTRIC SHOE POLISHERS

Surprising how a simple thing like a Dremel shoe shine can give so much pleasure. Perhaps it's because Dremel makes shoe shining so simple. And convenient. Just press the button, that's it. In seconds, a gleaming bootmaker's shine. No bending. No stooping. No soiled hands.

Give your man and the whole family, too, the luxury of a Dremel shoe shine *every day of the year*. Just stop in at the quality store near you; there's a Dremel twin bonnet shoe polisher to match your budget and the occasion.



The Diplomat
Practical, portable and push-button simple. Ideal for home or office. $29.95

The Executive
Deluxe shoe grooming kit. Complete with drawer and polish. $35.00

THE DREMEL MANUFACTURING COMPANY • RACINE, WIS.

3637

LET THE CHILDREN MAKE THESE GIFTS

Children can do more than you think! Here's a trio of smart desk accessories most children will enjoy making. The forms are inexpensive ready-mades from dime and stationery stores and are covered with attractive gift wrapping papers. Just cut paper to fit article exactly; use a ruler for straight lines. Brush on paste, smooth, dry, and then trim off any excess.

For a formal look, we used striped blue, green, and gold paper on a portfolio, pencil box, and photograph frame. Gold-paper edging trims tops of box and edges of picture frame.

For mother, a delicate garden print covers a small plastic box, clipboard, and bill file. Simply cut the paper to size with no turned corners. Charming for kitchen or in the bedroom.



For dad's desk, spray knife box and letter holder a bright color; dry. Paste on strips of cane wrapping paper, permitting painted edges to show. Cover personal directory to match. Add ribbon bookmark.

Papers by Norcross Photographer: Allen Vogel

You can put a Corning Ware® casserole right on the burner.

That's because it's not a casserole.

It's a saucepan.

But some people call it a casserole because it looks like a casserole.

Others call it a serving dish because it looks like a serving dish.

That's one of the beauties of a Corning Ware saucepan. It can be whatever you like. It all depends on how you look at it.

If you want it to be a saucepan, you use it with the detachable handle and cook chili, stew, spaghetti sauce or anything else a saucepan cooks.

Click off the handle and you can use it as a casserole for making lasagna or macaroni and cheese.

Take it to the table and you can serve whatever you make in it—beautifully.

One Corning Ware saucepan does the work of two or three ordinary utensils. And it's much easier to wash.

When you stop to think about it, what you call a piece of cookware that does all these things is not important.

What's important is that you have it.

CORNING WARE®
COOKWARE BY CORNING

CORNING WARE IS A REGISTERED TRADE MARK OF CORNING GLASS WORKS.



"Hey, gang, look what I found!"

"Take it easy– there's plenty!"



"Man, this is really livin'!"

New food for puppies from **friskies**

provides 15 added vitamins and minerals



That's right, a full 15 added growth vitamins and minerals for that vital first year of your pup's life. There's vitamin A for alertness, keen eyes and a shiny, thick coat; B_1 for body development and growth; B_2 for healthy skin and tissue; D for strong bones and teeth—plus 11 more. And plenty of protein, of course. Pups sure go for and enjoy all the nourishment they get in New Friskies Puppy Food.

FOR SMALL DOGS, TOO! Extra-active, they need its extra nutrients for extra energy. And they love the beefy flavor! From a world leader in nutrition—Carnation.

Recognized by veterinarians and breeders for puppies and small dogs

STOCKING STUFFERS

Flower and candle holder, in white porcelain, will help you set a decorative table, and inspire conviviality. Insert sprigs of holly or favorite flowers in the holes around top. Langbein Giftwares, $5.50 each.

Hang-ups. "Everything in its place" will be your kitchen motto with this set of white porcelain containers. Spice jars, $5 for set of 4. Salt dish, $2. By Raymor.

Vegetable dish towels. Brightly colored Belgian linen towels bring the garden indoors. By Postscript, $ 1.25 each.

Pot holders. No hot-handedness in your house with these gay colored pot holders from Raydonn Designs, $1.25 each.

Paper-doll perfumer is a feminine hanger for the closet. Contains a bag of spicy garden potpourri. By Karen Carson Creations, $1.25.

James Belfon

STEP OUT FRONT IN '66 ... *in a Rocket Action Olds!*

Just what did Oldsmobile have in mind building all those extras in a car as low-priced as Jetstar 88? You.

Oldsmobile Division • General Motors Corp.

We never forget who's boss. You. That's why we build so much extra into Jetstar 88. Things like extra-smart looks. Extra-comfortable coil-spring ride. Extra-responsive Rocket V-8 Engine. (Premium or regular gas versions—your choice, no extra charge.) Looking for a Rocket to fit your pocket? Look at a Jetstar 88. Priced low—right down with cars in the popular-price field! LOOK TO OLDS FOR THE NEW!

"Wooglee-googleeglah"

says Miss Donna Marie Langelund
Highland Park, Illinois

Free translation: **"I find Delsey bathroom tissue the very softest thing — next to me."**

DELSEY AND KLEENEX ARE REGISTERED TRADEMARKS OF KIMBERLY-CLARK CORPORATION

KIMBERLY-CLARK PRODUCT

By Vera D. Hahn

DECORATING NEWSLETTER

Christmas has a way of sneaking up on you no matter how often you promise yourself that this is the year you'll do all your shopping in August. But if you're like us, you wouldn't want to miss the breathless excitement—the crush—the rush—the crowds.

Here, then, are some last-minute thoughts to help make this year's Christmas decorating the prettiest ever.

Keep in mind that your decorations should be in keeping with your house. Don't go all out for a country look if you live in a modern-style house. If you live in a Hansel and Gretel cottage, let yourself go with marshmallows and cranberries.

Outdoors, the simpler the better. No doubt, you'll want to do some outdoor decorating. Keep it simple. Better one great wreath on the door than a lot of spidery, skimpy decorations all over the lot. You might consider some of those Scandinavian straw wreaths—they're braided and look like spun gold. With them—why not the straw "Julebok"? These engaging beasts come in large sizes and would be very effective guarding your door. We also like the idea of framing the front door with garlands of princesspine or other greens. For an especially festive touch we suggest wide ribbons crossed in big X shapes. For a Della Robbia effect, wire on small bunches of lady apples, lemons, kumquats. (For more about this, see Set a Theme for Christmas, page 42.) If yours is a woody sort of front door, have a wreath of lacquered nuts with a wide, olive green bow.

You don't have to be original. But before you think about any decorations, remember one thing: Christmas stands for tradition. So if you've been happily decking your halls with holly, keep right on doing so. The more family traditions you develop the merrier your Christmas is apt to be. We happen to collect angels. Each Christmas we try to find—or make—a new angel. Some are a bit battered by now but it just wouldn't be the same without them. We also like a Christmas tradition which has given a friend of ours a beautiful hedge of pines. Each year she buys her Christmas tree "live" and plants it in a predug hole after the holidays.

Say Merry Christmas in the hall or foyer of your home with a huge mistletoe kissing ball hung from your chandelier or lighting fixture. If you keep a large floor-based vase full of leaves in your hall year round, replace them with branches, sprayed white, and hung with Christmas balls. One family we know keeps a tray of cookies on the hall table all through the holidays—even the postman gets a sampling. Friends and family will enjoy looking at your Christmas cards too. Display them on felt banners. You can make these by stapling bright-colored felt to wooden dowels—use one dowel at the top, one at the bottom of the felt. Use a heavy rope for hanging the banner on a hallway closet door or convenient wall. A variation of the idea is to staple a row of medium-size Christmas-tree balls to the bottom of the banner like a fringe. Or cut wide lengths of bright felt and hang them from the banister; Christmas cards are pinned on the felt as soon as they're opened.

the CHAIR...this year's perfect gift for every home!

Here now—at your favorite store—to be delivered in plenty of time for Christmas. THE CHAIR is that wonderful, comfortable lounge chair you've seen featured in leading national home magazines, on TV, in newspaper editorials all over the country. What makes THE CHAIR so special? It carries the *Good Housekeeping Guaranty Seal.* That means top quality construction and materials. It's upholstered with luxurious *Royal Naugahyde*® vinyl. That means it's beautiful, colorful, durable, soap-and-water washable! (Naugahyde thrives on a houseful of children!)

And THE CHAIR is cushioned with *Koylon*®, genuine latex foam rubber. That means its wonderful, relaxing comfort is there to stay! THE CHAIR is made in many different styles, upholstered with a wide variety of Naugahyde patterns and colors. That means you're sure to find a version of THE CHAIR that will fit perfectly into your home—and your budget! Remember, every single THE CHAIR is priced to give you best value for your money. It's the Christmas gift certain to give complete satisfaction!

Rockefeller Center, New York, N. Y. 10020
In Canada: Dominion Rubber Company, Ltd.

UNIROYAL
U.S. RUBBER



Fostoria is the art of giving beautifully

Giving beautifully is giving it in Fostoria glass. Flowers in a lovely *Decorator Compote*. Candles in handsome *Sandwich Candlesticks*, or fruit in Fostoria's reproduction of the *Pressed Block Bowl*. Both from the Henry Ford Museum Collection. This is the kind of giving that does credit to your reputation. That makes people want to open your gift first—or save till last. Because they know there's always something special and unusual inside. Your secret herb dressing in an *American Cruet*. Nuts in Fostoria's authentic reproduction of the *Four-Petal Bowl*, circa 1850 in the Henry Ford Museum. Even candy-store candy. Think how glamorous that becomes in a *Coin Glass Wedding Bowl*. Inspired, too. Because the Fostoria will be around a long time to remind someone of you. And isn't that just about the nicest thing any gift can do?

FOSTORIA GLASS COMPANY, Moundsville, West Virginia • Fostoria Gift Collection includes many decorator pieces and divine colors. At fine stores everywhere.

SILENT

is the way Christmas should be. Quiet as a snowflake. Soft as a child asleep. Stars do not talk, do they?

This is Christmas. A serene, tranquil time to gather with your family... to forget the crass and the brassy... to assess your home and its happiness.

To realize suddenly that the first Christmas began with a Child. This we should never forget. For if we fail to instill in our own children the full meaning of "Peace on earth, good will toward men," then we ourselves are lacking. Christmas is a holy

NIGHT

SET A THEME FOR CHRISTMAS

By Vera D. Hahn

The most enchanting Christmas decorating comes from a single theme and follows through from the front door to the rafters! Here in Snuff Barn, the home of Mr. and Mrs. John Herrmann of Madison, Connecticut, it's greens and lady apples—those miniature apples now found in grocery stores. Your theme may be totally different but equally effective with pinecones, nuts, and fruits, heavenly angels, sheafs of dried wheat, Swedish-yarn elves, or gilded walnut shells, acorns, and sweet gum burrs.

In the Herrmanns' family room, at right, ropes of lady apples are entwined with garlands to grace the beams and whitewashed siding. Chandelier is trimmed with boxwood, holly, and red velvet ribbons. And note the big tub of eating apples for munching and roasting near the Franklin stove, the heap of logs for the fire.

(continued)

(continued)

The living room is seen here from the entrance hall. The large Christmas tree is decorated with tiny white lights, Styrofoam snowballs, and bushels and bushels of lady apples. A wreath of boxwood and lady apples over fireplace is tied with a red velvet ribbon bow; a garland of greens also outlines the fireplace.

Just for fun, an old buggy is brought into the family room (Mr. Herrmann is an antiques dealer) and piled high with gaily wrapped Christmas presents for the family and friends.

Tad Yamashiro Shopping Information, page 94

Front entry is decorated with oversized wreath four feet in diameter; it's topped with a cluster of eating apples and red vinyl bow.

Candy tree in a grandchild's room is fashioned with gumdrops stuck into cone-shaped Styrofoam tree.

Cathedral candles are set in wooden candlesticks and trimmed at the base with boxwood and red velvet ribbon.

Variations on a theme: Antique footbath in entrance hall is filled with white twigs and hung with a collection of tin walnuts. An old dustpan on wall holds Christmas cards.

WOOD TOYS TO "GROW" ON

Toys should be beautiful, well-designed, and fun! Toys such as these may not help a child grow physically but they do shape his tastes, teach him form, line, and composition. (They're for little girls too!) A child needs good toys to spark his imagination, to nudge his own desire to create. We heartily recommend these for all the toddlers on your list. Such toys make it exciting to grow up and learn while playing. P. S. They're practically indestructible!



Tad Yamashiro Shopping Information, page 94



HAPPY EVERGREENS WHEREVER YOU ARE!

By Evanthia Kondonellis

BLUE SPRUCE

EASTERN HEMLOCK

EASTERN WHITE PINE

HINOKI FALSE CYPRESS

SWISS STONE PINE

HOLLY

UMBRELLA PINE (SCIADOPITYS VERTICILLATA)

CANARY ISLAND PINE

HIMALAYAN PINE

CRYPTOMERIA

JAPANESE YEW

FALSE CYPRESS

ENGLISH YEW

It's Christmas and time to think of evergreens, so plant them wherever you live. Grow them for stately good looks and decorative cones, for stringing with lights next Christmas, and for the sight of branches drooping with the weight of newly fallen snow. Whatever the climate, there's an evergreen tree to suit it, from the holly varieties you can grow only in the South, to the spruces of the North. Depending on the size of your property, choose from towering firs to compact yews. Our map is a general guide to the evergreens (continued on page 89)

ZONES

3	-40° to -30°	7	0° to 10°
4	-30° to -20°	8	10° to 20°
5	-20° to -10°	9	20° to 30°
6	-10° to 0°	10	30° to 40°

homer hill

DELIGHTFUL ORNAMENTS



NOTIONS

The ornaments you and your children make seem to take on a special meaning. For these are the ones you carefully stash away from one Christmas to the next. And it's surprising the interesting shapes and the unusual colors you can fashion from the simplest of materials. Here we took our inspiration from the notions counter and came up with everything from a red spool trimmed with velvet ribbon to a rosette of measuring tape! You'll find how-tos for all on page 76

FROM ALMOST ANYTHING

STATIONERY

You couldn't possibly get through Christmas without several trips to the stationery store. Where else could you find the makings of so many different and delightful ornaments? We've a medallion made of pipe cleaners and Christmas-tree baubles; a paper twist of small Christmas balls, drawing paper, and gift wrap; a lordly lion of art paper, wool yarn, and sequins; a bell chain of several shades of shiny ribbon—to mention just a few. How-tos on page 76. (continued)

Harry Hartman

PAPIER-MÂCHÉ

What could be more fun than a whole zoo of papier-mâché animals to hang on your tree? Once you've learned our basic instructions for making papier-mâché we suggest you let your own imagination take over. The more fantastic you make the shapes, the better they will be. For paint, use enamels in brilliant, washable colors, and allow each color to dry before applying the next. Add sequins, beads, and pins, and you've a whole menagerie of kookie animals. How-tos on page 77.

Harry Hartman

ETC., ETC., ETC.

The list of materials you can use for ornaments goes on and on. Here we'd say it's miscellany—sunbursts of tiny gumdrops, flower lollipops, wooden play beads strung on green satin ribbon. From the kitchen come wreath cookies frosted green, homemade candy, jolly Kris Kringles who are really eggs with red felt caps and beards of cotton batting. Paper toweling tubes turn into glittery circles, our happy Santas are nothing but pink powder puffs! How-tos on page 78.

Allen Vogel

All through the house

there's a gift for the home that will make somebody very happy

There's no place like home when it comes to gift giving. Because a gift for the home seems to keep on giving—it gives pleasure to the person who receives it and it has a way of passing on pleasure to the rest of the family. Power tools for Dad lead to new cabinets in the kitchen. An electric range for Mom means countless delectable meals to come. In our labyrinth here we've conjured up over 100 gifts for the home. Can you spot them all? See the billiard table in our belfry? The movie camera in the trees? Get your magnifying glass and start counting. Then check our list to see how you did.

ATTIC AND ROOF

1. A new roof
2. Making the attic into a playroom
3. Dart game (for same)
4. Movie projector
5. Overhead light (not a beehive)
6. Pet for the whole family
7. A billiard table
8. New shutters or restoring old ones

BEDROOM

9. Bedside radio-alarm clock
10. Bedside table
11. Mattress, blankets, sheets
12. Foot-of-the-bed bench
13. Headboard and footboard
14. Bedroom rug
15. Triple commode
16. Toiletry accessories: brush, comb, perfume, etc.
17. Larger-than-life mirror
18. Cedar lining for closet

BATHROOM

19. Fluorescent light for easier shaving
20. Medicine chest
21. Bathroom fixtures
22. Thick, thirsty towels
23. Tile floor
24. Tiling for shower
25. Shower head
26. Bathroom accessories
27. Shower curtain
28. Venetian blind
29. Bathroom scale

LIVING ROOM

30. New stairway
31. Wall barometer
32. Vacuum cleaner
33. Reclining chair and ottoman
34. Swivel chair and ottoman
35. Decorative glassware
36. Indoor planter
37. High-intensity lamps
38. Bookshelves
39. Stereo set
40. Portable color T.V.
41. Collector's rug
42. Coffee table
43. Fruit bowl

KITCHEN

44. New wall cabinets
45. New range
46. Nonstick bakeware
47. Light fixtures

FRONT DOOR

48. Outdoor light
49. Door knocker
50. Door
51. Welcome mat
52. Wrought iron railing
53. Door knob

GARAGE

54. Automatic garage door
55. Garage addition for second car
56. Garage light

BASEMENT

57. Darkroom for photographer
58. Enlarger
59. Developing paraphernalia
60. Drill press
61. Work bench
62. Electric drill
63. Hand tools
64. Multipurpose power tool
65. Jigsaw

OUTSIDE AND ALL AROUND

66. Silver-plate place setting
67. Living Christmas tree
68. Electric shoe polisher
69. Prefab garden shed
70. Motor bike
71. Assorted garden tools
72. Wheelbarrow
73. Chaise longue
74. Patio table and umbrella
75. Patio chairs
76. Unbreakable china and glassware
77. Glass double boiler
78. Table lighter
79. Leaf rake
80. Electric hedge clipper
81. Foundation planting
82. Trellis
83. Electric coffee maker
84. Floor polisher
85. New deck
86. Christmas-tree ornaments
87. Storage chest
88. Movie camera
89. Decorative clock
90. New fireplace with chimney
91. Electric toaster
92. Electric frypan
93. Lamp
94. Watering can
95. Outdoor planter
96. Cookbooks
97. Electric slicing knife
98. Stainless steel cookware
99. Garden hose
100. Power mower
101. Brick retaining wall




WELCOME

By Virginia T. Habeeb

SANTA, YOU'RE A GENIUS!

How did you ever find time to dream up something new in traditional holiday goodies? The Kransekake for instance, the one near your tummy. That's a Scandinavian cake (known as ring, pyramid, or garland cake) flavored with almond paste and sugar. When did you toss off the Orange-Fig Pudding that's steamed and spicy? Or the Cheddar Cheese Date Cake, a delectable new twist to the old-fashioned fruitcake? When did you squeeze in the Cherry-Almond Twist, a Christmas bread laced with glazed cherries and topped with almonds? Or the Christmas Fruit Ring that's chock full of fruits and nuts? Santa, you *are* a genius! And anyone can be—see our recipes on page 69.

Toni Ficalora

Want to make even the youngest, most beautiful dreams come true? To see stars in a child's eyes and hear shrieks of ecstatic joy? Then fashion our Sugarplum Tree and nestle it close to the big tree on Christmas morning. What a magnificent display of Christmastime sweets! All tucked in a miniature evergreen and each in its own shimmering wrap.

WHILE VISIONS OF SUGAR-PLUMS...

Who's first to pluck the Lollipop Star, the Poinsettia Cutout, the Cookie Trumpet? Who'll ever decide between the Meringue Mushroom and the Chocolate Spritz, the Almond Tart and the Anise Cookie with lilac on top, the Yummy Fudge or the Peanut Brittle? What wonderful decisions to make—and to watch—on Christmas morning. Recipes begin on page 64.

Open House for the Holidays

Open house is one of the nicest ways we know to say "Merry Christmas," "Be of good cheer," and "Have a happy New Year." To make sure your open house is merry, cheery, and happy, here are some ideas to make it so.

How many to invite? We suggest 18 to 20 – stretch it to 24 if you must. But beyond that there may be chaos and nobody has any fun—including you.

When to invite? The sooner the better if you want to avoid disappointments. Have it some time *between* Christmas Eve and New Year's Day. Everybody likes to fill in a busy calendar.

How to plan? Do the hard work when you have the time. The more you do ahead the better off you are.

How to serve? The easier the better, because you'll be having more guests than you usually do. Decentralize. Serve the spirits in one spot, the tempting hot and cold foods in another, dessert and coffee in another. Let your guests wander, mingle, and enjoy the food at will!

What to serve? We get letters galore asking us what to serve for a large group. Here's a perfect menu.

Radish and Cauliflower Topiary Tree*
Crab Profiteroles* Merry Cheese Ball*
Cherry Tomatoes with Guacomole*
Miniature Hamburgers* Chicken Liver Brochette*
Salmon and Herring Tidbits

Turkey Amandine* with Corn Bread Squares

Lime Angel Tarts* Holiday Petits Fours Glacés*
Coffee

How to make? *Recipes are on page 72.

Photographer: Toni Ficalora

Shopping Information, page 94.

SO YOU'RE LEARNING TO COOK

This Christmas give your mother and father, your friends, and your teacher a special gift you've made yourself—a tray or box of homemade candies. Here are some that are easy to make. Put each candy in a tiny, fluted paper cup, arrange in a pretty container, wrap gaily, and say "Merry Christmas."

CHOCOLATE CHERRIES

1 jar (8 ounces) stemmed maraschino cherries
5 squares semi-sweet (candy-making) chocolate

1. Put a large piece of wax paper on a cookie sheet.
2. Drain the juice from the cherries.
3. Put the chocolate squares in the top of a small double boiler. Place over hot, not boiling water. Heat until melted.

4. Hold a cherry firmly by the stem and dip into the chocolate to coat it.



5. Place it on the wax paper. Repeat with rest of the cherries. Let set until chocolate hardens. Makes 2 dozen.

WALNUT BUTTERSCOTCH CANDY BALLS

2 packages (6 ounces each) butterscotch-flavored pieces
1 can (14–15 ounces) sweetened condensed milk
4 cups cornflakes
2 cups chopped walnuts
½ cup raisins
½ cup chopped, drained maraschino cherries
1¼ cups finely chopped walnuts

1. Put butterscotch pieces into top of a 2-quart double boiler. Place over hot water in bottom of double boiler and heat until butterscotch pieces are melted.

2. Blend in condensed milk.

3. Stir in cornflakes, 2 cups chopped walnuts, the raisins, and the cherries.
4. Spread the finely chopped walnuts on a piece of wax paper for coating.

5. Shape about a teaspoonful of the butterscotch mixture into a small ball. Roll in nuts to coat. Place on a cookie sheet or flat pan. Repeat with the rest of the butterscotch mixture. Chill until it is firm. This makes about 5 dozen.

PEANUT BUTTER FUDGE

⅓ cup butter or margarine
½ cup corn syrup
¾ cup peanut butter (cream-style or chunky)
½ teaspoon salt
1 teaspoon vanilla
4½ cups sifted confectioners' sugar
¾ cup chopped walnuts or pecans

1. Put butter or margarine in large bowl. Press against sides of bowl with back of wooden spoon until soft.

2. Blend in corn syrup, peanut butter, salt, and vanilla. Mix until creamy.
3. Stir in confectioners' sugar gradually, mixing until smooth.

4. Turn fudge out on a board. Knead with hands until blended and smooth.
5. Add nuts gradually, pressing and kneading them into the candy.
6. Press candy out to a ½-inch-thick square with your hands or a rolling pin. Cut in squares. Makes about 2 pounds.

NUT MINTS

1¼ cups sifted confectioners' sugar
¼ cup sweetened condensed milk
¼ teaspoon peppermint extract
Few drops red food coloring
Few drops green food coloring
Walnut or pecan halves

1. Put confectioners' sugar into a medium-size bowl. Blend in condensed milk.
2. Add peppermint extract. Beat with wooden spoon until smooth and creamy.
3. Take half the mixture and put it into a second bowl for adding food coloring.

4. Tint one half of the mixture a delicate pink with red food coloring. Mix it in very slowly, drop by drop, until your candy is the color you want.
5. Tint the other half a delicate green with green food coloring.
6. Take about a teaspoonful at a time and roll it into a small ball between the palms of your hands that you have first dusted with confectioners' sugar. Place the balls on wax paper far enough apart for pressing down.



7. Flatten each ball with the bottom of a glass. Top each mint patty with a walnut or pecan half. Makes about 2 dozen.

BRIGHTEN THE SEASON

with rich, red Tomato Soup

This is the busiest season of your life—and the handiest helpmate you can find is sitting on your shelf right now. It's that can of rich, red Campbell's Tomato Soup. Here's the soup that makes it easy to add a bright dash of color and a good splash of flavor to the holidays. And here are four new, exciting ways you can use Tomato Soup to add a holiday glow to everything you serve, from soup to nut cake. Try them on your family. See how they brighten the whole holiday season for you.

You dragged your husband through the stores all day on a holiday shopping spree. Smooth him down and cheer him up with Hot Buttered Soup. Heat a can of Campbell's Tomato Soup. Pour out a substantial helping for him in a big, generous cup. Top the soup with a good pat of butter. This is great before dinner on the big day, too. (Maybe then you'll top it festively with parsley; or stars cut from toast, green pepper, or sliced cheese.)

Aunt Emma, the family's cooking expert, is coming to the big dinner. Dazzle her with an aspic salad that adds new sparkle to the holiday meal! She will probably want the recipe. And here it is, with an after-the-holiday idea for you.

2 envelopes unflavored gelatine
1½ cups cold water
1 can Campbell's Consomme
1 can (10¾ oz.) Campbell's Tomato Soup
2 tablespoons vinegar
4 drops "Tabasco" sauce
¼ cup minced onion
½ cup shredded carrot
½ cup finely chopped celery

In saucepan, sprinkle gelatine on cold water to soften. Place over low heat; stir until gelatine is dissolved. Remove from heat; stir in soups, vinegar, "Tabasco" sauce, and onion. Chill until slightly thickened. Fold in rest of ingredients. Spoon into 1½-quart mold; chill until firm. Unmold on salad greens. Serve with mayonnaise or sour cream. 6 servings.
(You can make this a bright after-the-holiday main dish by adding 1½ cups diced cooked turkey along with the vegetables.)

After the big day you have loads of turkey left. Make a Turkey Divan with rich, red Tomato Soup to keep up the holiday spirits. In a saucepan, cook ¼ cup chopped onion with ½ teaspoon crushed oregano in 2 tablespoons butter or margarine until tender. Add 1 can (10¾ oz.) Campbell's Tomato Soup and ½ soup can water. In shallow baking dish (10x6x2") spread 1½ cups prepared stuffing; top with 4 servings sliced, cooked turkey. Pour soup-sauce over turkey. Sprinkle with ¼ cup shredded mild process cheese. Bake at 450°F. for 15 minutes or until hot. 4 servings.

You'd like to surprise your family with a brand-new holiday cake—and you'd like to make it a quick one. Here is a wonderful new way to make a magnificent spice nut cake, fragrant with traditional holiday spices. Its light, moist texture and great new flavor come from Campbell's Tomato Soup. Just mix 1 pkg. spice cake mix as directed on the package, substituting 1 can (10¾ oz.) Campbell's Tomato Soup, ¼ cup water for liquid. (Add eggs, if called for.) Fold in 1 cup chopped nuts. Bake as directed on package. Frost with your favorite white frosting; decorate with halves of candied cherries and walnuts.

Give a gift that's 365-days-good. This could be a good neighbor's gift. Or a present to you. It's Campbell's great 200-page cookbook "Cooking with Soup." For each copy, send 50¢ and 3 Campbell's Soup labels to: COOKBOOK, Box 662, Maple Plain, Minnesota. Offer may be withdrawn at any time and is void if prohibited or restricted by law.

They always eat better when you remember the soup.

While Visions of Sugarplums (continued from page 59)

DIVINITY

2½ c. sugar
½ c. light corn syrup
½ c. water
2 egg whites
1 tsp. vanilla
½ c. mixed candied fruit, cut up

Butter 8x8x2-inch pan lightly. Combine sugar, corn syrup, and water in saucepan. Bring to boiling over medium heat, stirring constantly. Cook without stirring until candy thermometer registers 260° F. When syrup is almost cooked, beat egg whites until stiff but not dry in bowl large enough to hold the syrup mixture. With mixer at high speed, pour syrup slowly in steady stream over egg whites. When all syrup is beaten in, continue to beat mixture until it is thick and just begins to lose its gloss. Quickly stir in vanilla and candied fruit. Spread evenly in prepared pan. Cool. Cut into squares. Decorate with additional candied fruit, if desired. Keep in covered container. Makes about 2½ pounds.

YUMMY FUDGE

1½ c. sugar
⅔ c. evaporated milk (1 small can)
2 tbs. butter or margarine
3 pkgs. (6 oz. ea.) semi-sweet chocolate pieces (2½ c.)
1 jar (6½–7 oz.) marshmallow cream
½ c. chopped nuts
½ c. (4 oz. jar) candied cherries, halved

Butter 8x8x2-inch pan lightly. Combine sugar, milk, and butter or margarine in saucepan. Bring to boiling, stirring constantly to dissolve sugar. Regulate heat so mixture boils slowly. Boil 5 to 6 minutes or until candy thermometer registers 227° F. Stir occasionally to prevent scorching. Remove from heat; add chocolate pieces and marshmallow cream at once. Beat vigorously until chocolate and marshmallow are dissolved and mixture is thick and glossy. Quickly beat in nuts and cherries. Pour into prepared pan. Cool; cut into squares. Decorate, if desired, with prepared colored frosting mixes in pressurized cans. Makes about 3 pounds.

LOLLIPOP STARS AND CONES

2 c. sugar
⅔ c. light corn syrup
1 c. water
Red or green food coloring
½ tsp. peppermint extract or ½ tsp. anise extract
Wooden skewers
Multicolor candy decorettes

Lightly oil several cookie sheets, an enamel-top table, or your own pans made with several thicknesses of aluminum foil. Combine sugar, corn syrup, and water in saucepan, add enough red or green food coloring to color syrup brightly. Cook over medium heat, stirring until sugar is dissolved. Place candy thermometer in syrup and cook without stirring until thermometer registers 280° F. Lower heat to keep sugar from darkening; cook to 300° F. or when a little of the mixture dropped in cold water forms a hard, brittle mass. Remove syrup from heat; add either peppermint extract to green syrup or anise extract to red. Allow bubbles to settle before starting to shape candies. Dip spoon into syrup; shape free-form star by letting syrup flow from spoon onto oiled surface. Several dips are necessary. Insert wooden skewers at once. To form cones or other large shapes: Oil cornucopia molds or other metal molds (not glass or plastic). Place cornucopia tips in small jars to hold upright; set other molds on a firm base. Pour hot syrup into molds; allow to cool; insert wooden skewers when syrup is thick enough to support them. Remove cones from molds as soon as firm; do not allow to set too long or they may be difficult to remove. It may be necessary to run molds under hot water. Sprinkle with decorettes. Makes about 3 dozen stars or about 8 to 10 cones.

PEANUT BRITTLE

1 lb. shelled peanuts
3 c. sugar
1¼ c. water
½ c. light corn syrup
3 tbs. butter or margarine
1 tsp. baking soda
1 tbs. water
1½ tsp. vanilla

Butter one large cookie sheet or make your own by layering several thicknesses of foil. If peanuts are too salty, wash in warm water; dry well with paper towels. Combine sugar, water, and corn syrup in saucepan. Cook over medium heat, stirring constantly, until sugar is dissolved and mixture comes to boiling. Boil without stirring until candy thermometer registers 270° F. Add butter or margarine and peanuts. Continue cooking to 300° F. Remove from heat. Mix soda with water. Add soda mixture and vanilla to hot candy. Allow bubbles to subside; pour out as thinly as possible on prepared pan. Cool; break into pieces. Makes about 2¾ pounds.

POPCORN GARLANDS

1 c. light corn syrup
1 c. sugar
¼ c. water
1 tsp. vinegar
Red or green food coloring
2 tbs. butter or margarine
1 tsp. vanilla
8 c. popped popcorn (2 qts.)

Combine corn syrup, sugar, water, and vinegar in saucepan; add enough food coloring to tint bright pink or green. Cook over medium heat, stirring only until sugar is dissolved. Cook syrup until candy thermometer registers 260° F. or a small amount of hot syrup forms a hard ball when dropped into cold water. Add butter or margarine and vanilla. Pour over popcorn in large bowl. Stir mixture quickly with spoon or fork so all little pieces of popcorn are coated with syrup. Butter hands; scoop up small portions of mixture; press very lightly into small balls. Drop on wax paper. Continue, working rapidly, until all mixture is used. String balls on thin strong cord, using a heavy, large-eyed needle. For other colors make recipe again. Wrap garland in transparent plastic wrap. Makes about 18 small popcorn balls.

MERINGUE MUSHROOMS

4 egg whites
¼ tsp. cream of tartar
1¼ c. sugar
½ c. semi-sweet chocolate pieces

Cover 2 large cookie sheets with brown wrapping paper or plain bond paper. Beat egg whites and cream of tartar at medium speed on electric mixer until foamy. Add sugar in small portions, beating well after each addition. Beat meringue at high speed until very stiff peaks form. Heat oven to 250° F. Drop large round tip into pastry bag, or you may use just the pastry bag. Spoon a portion of meringue into pastry bag. Do not fill bag too full, as it may be hard to manage. Form mushroom crowns by holding pastry bag fairly close to surface and pressing mixture out into cap shape; release pressure. Smooth top with finger if peaked. To make stems, hold bag in vertical position; press mixture onto paper on cookie sheet; pull straight up until short stem forms; release pressure. Bake 30 to 40 minutes until dry and ivory colored. Do not allow to brown. Cool slightly on cookie sheets. Loosen with spatula; transfer to wire racks. Melt semi-sweet pieces over hot water. Press indentation in bottom of crown with finger or rounded tip of wooden spoon handle. Paint indented portions of crowns with liquid chocolate; press stems into crowns at once; allow chocolate to set. Store in tightly covered container in a cool dry place. Do not refrigerate. Will keep well two weeks. Makes about 2 dozen.

ALMOND TARTS

½ c. blanched almonds, ground
⅔ c. soft butter or margarine
⅔ c. sugar
1 egg white, unbeaten
1 tsp. almond extract
1⅔ c. sifted all-purpose flour

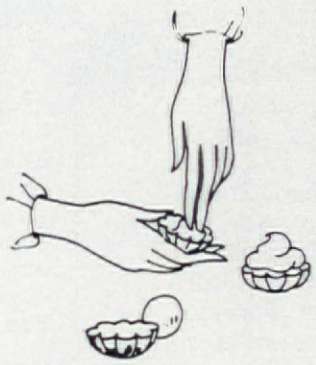

Mix almonds, butter or margarine, sugar, egg white, and almond extract thoroughly in bowl. Blend in flour; chill thoroughly. Heat oven to 350° F. Press small amount of dough into tiny fluted tart pans about 1¼ inches in diameter. Dough should form a thin shell about ¼ inch thick; do not fill pans solidly. Bake 8 to 10 minutes or until lightly browned. Cool 10 minutes; turn mold upside down; tap on table to loosen tarts. Cool thoroughly on wire racks. May be stored, covered tightly, for a week. Day of serving, fill with slightly sweetened whipped cream or turn over and dot top of fluted tart with bit of jelly or candied fruit. Makes about 6 dozen.

TINY DOUGHNUTS

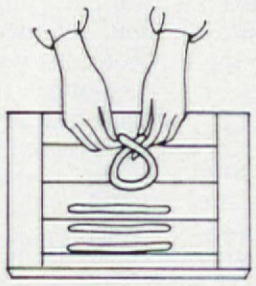

½ c. soft butter or margarine
1 c. sugar
4 eggs
3½ c. sifted all-purpose flour
½ tsp. hartshorn (ammonium carbonate, a leavening available at your drugstore)
Oil for frying

Beat butter or margarine and sugar together at medium speed on mixer. Add eggs one at a time, beating well after each addition; continue to beat until mixture is light and fluffy. Combine flour and hartshorn; blend into butter-sugar mixture. Chill one to two hours or until easy to handle. Break off pieces of dough about size of a walnut; roll with hands on floured surface to pencil size about 6 inches long and ¼ inch thick. Form each piece into a ring, bringing one end up over other end; press ends firmly together. Pour oil into heavy saucepan or automatic fryer, filling two-thirds full. Heat to 375° F. Fry doughnuts, a few at a time, until golden brown. Turn to brown second side. Drain well on paper towels. Dust with confectioners' sugar, if desired. Makes about 5½ dozen.

CHOCOLATE SPRITZ

1 c. soft butter or margarine
2 squares unsweetened chocolate, melted and cooled
¾ c. sugar
3 egg yolks
1½ tsp. vanilla
2⅓ c. sifted all-purpose flour
1 can (13–14 oz.) vanilla frosting
Red or green food coloring

Heat oven to 400° F. Combine butter or margarine, chocolate, sugar, egg yolks, and vanilla in bowl; beat until fluffy. Blend in flour. Force dough (continued on page 68)

Open up an orange and taste the sunshine

These fresh Sunkist Navels almost vibrate with natural Vitamin C and pack the extra wallop of more than *50 nutritional elements!* No seeds. Easy peeling. And before they earn that special Sunkist stamp, they're inspected over and over again for flavor and goodness. If you could see inside oranges, you'd buy Sunkist every time!

Sunkist®

from California-Arizona



Free! 24 pages of easy Betty Crocker holiday recipes

FREE! "Holidays on Parade" Bake Book inside Gold Medal holiday sacks

{5 lbs. or larger}

Bake up a train loaded with goodies! Choose from 20 imaginative cookie ideas! Try your hand at a chocolate meringue ice-cream pie!

These exciting Betty Crocker recipes run the gamut from appetizers to main dishes to desserts. They cover Christmas plus 11 other holidays. Get your booklet now... *free* in specially marked Gold Medal and Gold Medal Wondra Flour sacks.

GENERAL MILLS

Bonus! Coupons worth 17¢ also in holiday Gold Medal sacks.

(continued from page 64)
through cookie press in design of your choice onto ungreased cookie sheets. Bake 7 to 10 minutes. Transfer with spatula to wire racks. Cool. Sandwich cookies with prepared frosting tinted pink or green with food coloring. Makes about 3 dozen sandwiches. *Cinnamon Spritz:* Omit chocolate; add 1 teaspoon cinnamon with flour. Decorate as desired. Makes about 5½ dozen single cinnamon cookies.

ANISE COOKIES

1 c. soft butter or margarine
½ c. sifted confectioners' sugar
1 egg yolk
1½ tsp. anise extract
2½ c. sifted all-purpose flour
Confectioners' sugar

Heat oven to 350° F. Blend butter or margarine, ½ cup sugar, egg yolk, and extract together. Blend in flour slowly. Put mixture in pastry bag fitted with notched star tube. Press mixture onto ungreased baking sheets in tiny but tall swirls. Bake 8 minutes until set but not brown. Do not overbake. Transfer cookies to wire rack with spatula. Cool. When cool, shake a light cloud of confectioners' sugar over tops and decorate, if desired, as pictured with a tiny candied lilac floret. Makes about 3½ dozen.

PISTACHIO WREATHS

½ c. butter or margarine
⅓ c. sugar
1 egg yolk
1 tsp. vanilla
1⅔ c. sifted all-purpose flour
¼ tsp. salt
1 egg white
1 tbs. water
1 c. chopped pistachio nuts
1 c. currant jelly

Blend butter or margarine, sugar, egg yolk, and vanilla in bowl. Sift flour and salt together; stir into butter-sugar mixture. Chill 2 hours. Heat oven to 375° F. Roll out small portions of dough to ⅛-inch thickness. Cut out with scalloped or plain 2- to 2½-inch floured cookie cutters. Cut out small circle from centers of half the rounds for top cookies of cookie sandwiches. Beat egg white and water slightly; brush on top cookies. Sprinkle with nuts. Place tops and solid bottoms on greased cookie sheets. Bake 10 to 12 minutes. Transfer to wire racks with spatula. Cool. To assemble, spread solid cookies with thin layer of currant jelly. Press a nutted top firmly on each. Spoon a bit of jelly into cut-out in top. Makes 2½ dozen.

CHRISTMAS ORNAMENT COOKIES

3¾ c. sifted all-purpose flour
1 tsp. baking powder
½ tsp. salt
1 c. butter or margarine
1½ c. sugar
2 eggs
2 tsp. vanilla

Sift flour, baking powder, and salt together; set aside. Beat butter or margarine, sugar, eggs, and vanilla in bowl until light and fluffy. Stir in sifted dry ingredients. Chill 2 hours. Heat oven to 400° F. Roll out small portions of chilled dough on lightly floured board to ¼-inch thickness. Cut out Christmas-ornament shapes (poinsettias, stars, hanging ornaments, horns, trees) with floured cookie cutters or by tracing around a cardboard pattern you've made yourself, with a sharp knife. Place on greased cookie sheets. Bake 6 to 8 minutes. Transfer to wire racks with spatula. Cool. Decorate as desired with packaged frosting, tinted as you wish, gumdrops, silver dragées, or other decorations. Makes about 3 dozen.

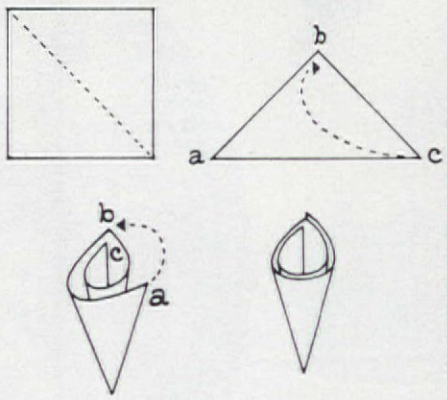

Decorating Cones

When decorating with several different colors of frosting, make a paper cone for each color. Fold a 12-inch square of wax paper on the diagonal to form a triangle. Hold in right hand with long side at bottom and thumb at center. Bring corner C up to point B to shape cone. Hold points together. Bring corner A around cone to meet B and C. Fasten seam with tape. Half fill cone with frosting. Fold top down. Snip end in straight or notched line.

WREATHS AND PRETZELS

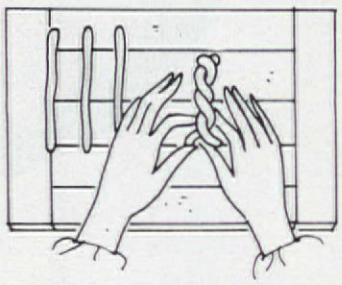

½ c. butter or margarine
½ c. sugar
1 egg
1 egg yolk
1½ tsp. orange extract
1¾ c. sifted all-purpose flour
½ tsp. baking soda
½ tsp. salt
1 egg white
1 tbs. water
1 c. finely chopped nuts
Red or green frostings in pressurized cans

Beat butter or margarine, sugar, egg, egg yolk, and orange extract in bowl until light and fluffy. Sift flour, baking soda, and salt together; blend into butter-sugar mixture. Chill 2 hours in refrigerator or 20 minutes in freezer. Heat oven to 350° F. Break off small pieces of dough; roll on lightly floured board with palms of hands to pencil size, about 5 inches long and ¼ inch thick. To make wreaths, twist 2 pieces together to form a tight rope; bring ends together; press to seal. For pretzel shape, take single strand of dough; hold one end in each hand and quickly form loops; press ends down firmly. Brush cookies with egg white beaten slightly with water; sprinkle with chopped nuts. Place on lightly greased cookie sheets. Bake 12 to 15 minutes. Transfer to wire racks with spatula. Cool. Decorate with tiny red or green bows made with frostings from pressurized cans. Makes about 3½ dozen.

At your next party try keeping some Party Mix around.

Here's how easy it is to fix up a batch: 6 tablespoons butter or margarine ❋ 4 teaspoons Worcestershire sauce ❋ 1 teaspoon seasoned salt or 3/8 teaspoon garlic powder and 3/8 teaspoon salt ❋ 6 cups Chex (mix Wheat, Corn and Rice Chex equally or any way you like!) ❋ 3/4 cup salted nuts ❋ **1.** Heat oven to 250°. **2.** Slowly melt butter in shallow pan. Stir in Worcestershire sauce and salt. **3.** Add Chex and nuts. Mix until all pieces are coated. **4.** Heat in oven 45 minutes. Stir every 15 minutes. Spread on absorbent paper to cool. YIELD: 6-3/4 cups. ❋ ❋ ❋ RALSTON PURINA COMPANY Checkerboard Square, St. Louis, Missouri 63199

Just try.

Santa, You're a Genius!

(continued from page 56)

KRANSEKAKE

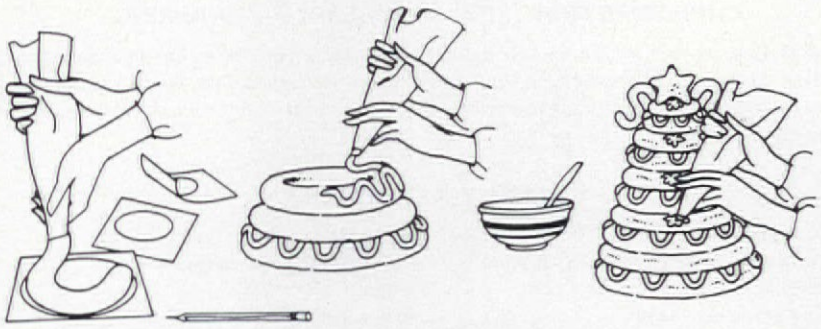

This cake, known as pyramid cake, ring cake, or garland cake is a very special Scandinavian party cake used on the most festive occasions—Christmas, weddings, anniversaries. The rings—glazed and crunchy like macaroons—are set one on top of the other to build a pyramid and are then decorated to fit the occasion.

4 egg whites
4 cans (8 oz. ea.) almond paste
3 c. sifted confectioners' sugar
Frostings in pressurized cans red, green, white

Beat egg whites until foamy in large bowl of mixer. Crumble in almond paste slowly. Beat mixture at low speed until all almond paste has been added and mixture is smooth. Add 3 cups sugar slowly until mixture is smooth and blended. Draw 12 circles on white bond paper or brown wrapping paper as guides, starting with the bottom and largest ring at 7½ inches and decreasing each circle by ½ inch until smallest measures 2 inches. Grease papers well. Spoon mixture into pastry bag without a tip but with an opening measuring about 1 inch in diameter. Squeeze almond mixture onto pattern circles following the inside of the pencil mark. With remaining mixture, make 2 S-shaped curlicues and a star shape for decoration. Slide papers onto baking sheet; bake several rings at once, if possible. Bake 25 to 30 minutes at 300° F. or until golden. Remove carefully from papers. Cool on wire racks. To assemble: Pipe white frosting in wavy pattern over every other ring. Starting from bottom, assemble Kransekake in graduating circles. Press a little frosting on top to anchor star and S-shaped curlicues. Mark off 4 straight lines downward from top with wooden pick. Pipe small clusters of red and green frosting on every other ring to resemble holly.

CHEDDAR CHEESE DATE CAKE

What is Christmas without a fruitcake? Here's a delightfully different one with a surprising new flavor—all due to its secret ingredient, Cheddar cheese.

¾ c. butter or margarine
1½ c. light brown sugar, firmly packed
4 eggs
1 c. shredded Cheddar cheese
3½ c. sifted all-purpose flour
½ tsp. baking soda
1 tsp. salt
1 tsp. cinnamon
¼ tsp. powdered cloves
1 c. milk
2 pkgs. (8 oz. ea.) pitted dates, cut up
2 c. chopped pecans
1 jar (4 oz.) glacé cherries, halved
2 c. raisins

Heat oven to 300° F. Grease and flour 10-inch tube pan. Beat butter or margarine and sugar in large bowl until blended. Add eggs, one at a time, beating well after each addition. Beat in cheese. Sift flour, soda, salt, cinnamon, and cloves together; add alternately with milk to butter-sugar mixture. Beat until smooth and blended. Stir in dates, pecans, cherries, and raisins. Pour into prepared pan. Bake 2 to 2½ hours or until cake tests done. Cool cake in pan 10 minutes. Remove from pan; cool completely on wire rack. Store several weeks to mellow in covered container. Decorate with candied fruits, if desired.

ORANGE-FIG PUDDING

To many, the finishing touch to a holiday dinner is a pudding—rich with fruit and steamy warm with rivulets of sauce cascading down the sides. Here's one that's light in texture, spicy in flavor—a meal's perfect ending.

1 c. finely cut dried figs
½ c. soft shortening
1 c. light brown sugar, firmly packed
2 eggs
2 tbs. grated orange rind
2 c. sifted all-purpose flour
1½ tsp. baking powder
½ tsp. baking soda
½ tsp. cinnamon
½ tsp. salt
¼ c. orange juice

Simmer figs in water to cover 3 minutes; drain; cool. Butter and dust with sugar a 6-cup mold. Beat shortening, brown sugar, eggs, and orange rind until fluffy. Sift flour, baking powder, baking soda, cinnamon, and salt together. Add dry ingredients alternately with orange juice to the shortening-sugar mixture. Stir figs into batter. Spoon into mold. Cover with lightly greased foil, leaving a loose pouch on top to allow pudding to expand; tie foil around mold. Place on rack in deep kettle half full of boiling water; cover. Steam 2 hours over medium heat (keep just enough heat to allow water to bubble gently) until done. Remove from kettle; let stand 5 minutes; unmold. Serve warm with Brandy Nog Sauce. Makes 6 to 8 servings.

(continued)

There are 50 loving smiles in every batch of Toll House Cookies

There's something special about a Toll House Cookie. It's the magic of Nestlé's® Semi-Sweet Chocolate Morsels. These little nuggets of pure chocolate stay whole during the baking. Then when you bite in, they melt deliciously in your mouth!

You can't buy real Toll House Cookies in any store. You bake 'em yourself—a nice big batch in a surprisingly short time. How long has it been since you've enjoyed the special magic of Toll House Cookies at your house? Too long? Better get some Nestlé's Semi-Sweet Chocolate Morsels right away and do something about it. *The easy authentic recipe is on the back of every package.*

Nestlé's makes the very best chocolate

Happy up your family... bake up a batch of Toll House® Cookies

HELP FOR APPLIANCE BUYERS

We have a series of Buyers' Guides containing pertinent facts to help you select basic major appliances. Send 15¢ (no stamps please) for each guide to The American Home, Reader Service, Dept. BG—(insert number of guide desired), 641 Lexington Avenue. New York, N.Y. Ask for:

BG-1 if you want a Buyers' Guide for Ranges
BG-2 for Dishwashers
BG-3 for Washers and Dryers
BG-4 for Air Conditioners, Fans, and Dehumidifiers
BG-5 for Refrigerators, Freezers, and Automatic Icemakers
BG-6 for Vacuum Cleaners
BG-7 for Garbage Disposers and Incinerators

any brand beside Diamond would be just plain nuts.

Your recipes deserve Diamond Walnuts—the brand that assures you of fresh, plump, crisp kernels. So look for the sign of the Diamond. It's on every 1 and 2-pound package—and stamped on every shell of these choice California walnuts. To make these luscious cookies, send for our 28-page book of menu-wide treats. Just mail 10¢, to cover the postage and handling, to Diamond Walnut Cook Book, Department AH, P. O. Box 4016, Clinton, Iowa.



(continued)

BRANDY NOG SAUCE

1 pkg. vanilla pudding or pie filling mix
2½ c. milk
3 tbs. brandy

Prepare pudding mix according to package directions, using 2½ cups milk. Remove from heat; cool; add brandy.

CHRISTMAS FRUIT RING and CHERRY-ALMOND RING

Christmas is ever a time for baking! With this recipe you can bake two wonderful coffee cakes—a Christmas Fruit Ring and a Cherry-Almond Twist. Of course should you wish, you can make your two cakes alike—just double the recipe for the filling you choose.

BASIC YEAST DOUGH

¾ c. milk
¼ c. warm water (105°–115° F.)
1 pkg. active dry yeast or 1 cake compressed yeast
½ c. sugar
1 tsp. salt
½ c. soft butter or margarine
2 eggs
5–5½ c. sifted all-purpose flour

Scald milk; cool to lukewarm. Measure water into large mixing bowl; sprinkle in yeast; stir to dissolve. Add lukewarm milk, sugar, salt, butter or margarine, and eggs. Beat in 3 cups of flour until mixture is smooth. Add enough remaining flour to make a very soft dough. Use rest of flour to dust board. Turn dough out onto board; knead 3 to 4 minutes or until dough is soft and velvety and little blisters appear just under the surface. Put into large well-greased bowl; turn dough over to bring greased side up. Cover with clean damp towel. Let rise in warm place (85° F.) free from draft, 1 to 1½ hours or until doubled in bulk. Punch dough down; let rise again about 30 minutes or until almost doubled. While dough rises, prepare filling(s) of your choice. Proceed according to recipe selected.

CHRISTMAS FRUIT RING

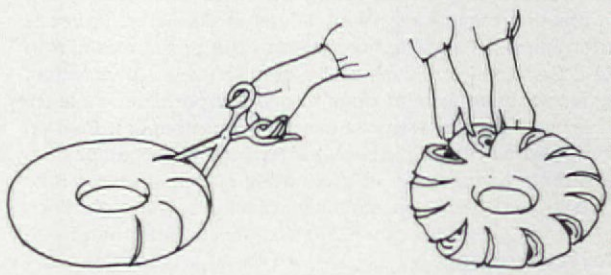

3 tbs. soft butter or margarine
2 tbs. grated orange rind
⅓ c. sugar
1 tsp. cinnamon
½ c. raisins
½ c. chopped pecans
¼ c. finely chopped citron
Confectioners' Sugar Frosting

Blend butter or margarine, orange rind, sugar, and cinnamon in small bowl. Divide risen dough in half; put one half back in bowl. Roll dough out to 9x16-inch rectangle. Spread with butter-orange mixture; sprinkle with raisins, pecans, and citron. Roll up from long side jelly-roll fashion. Pinch edge to seal. Shape into ring on greased cookie sheet; pinch ends together firmly to seal. Clip roll with scissors from outside two-thirds of way toward center. Repeat cut at 2-inch intervals all the way around the ring. Lift each section carefully; turn on side to show filling. Cover; let rise in warm place about 40 minutes or until doubled in bulk. Bake 25 to 30 minutes at 350° F. Remove at once from cookie sheet; place on wire rack. Cool. Frost cooled ring with mixture of ½ cup confectioners' sugar and enough water to make a good spreading consistency. Sprinkle with whole pecans, if desired.

CHERRY-ALMOND TWIST

2 egg whites
1 can (8 oz.) almond paste
2 tbs. sugar
¼ c. soft butter or margarine
1 jar (4 oz.) candied cherries, halved
1 egg yolk
2 tbs. water
¼ c. sliced, blanched almonds
Sugar

Beat egg whites until foamy; crumble in almond paste. Beat at low speed on mixer until all lumps are blended in. Blend in 2 tablespoons sugar and butter or margarine. Turn half the dough out onto board; cut in half again. Roll each piece out to a 6x15-inch rectangle. Spread each rectangle with half the almond-paste mixture; dot each with half the candied cherries. Roll each piece up from long side

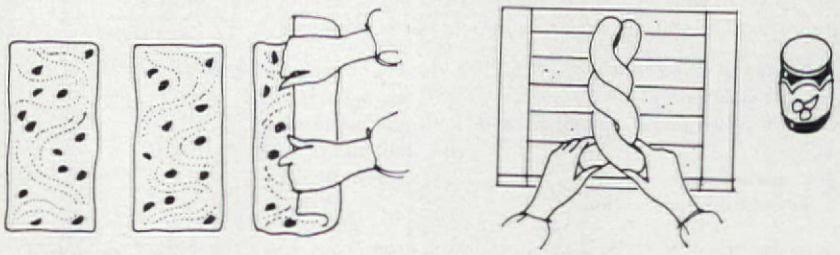

jelly-roll fashion. Pinch edge well to seal seam to help keep filling inside dough. Put two filled rolls side by side; twist one roll over the other forming a fat rope shape. Be sure seam is underneath. Place on greased cookie sheet. Beat egg yolk with water; brush on top of twist. Scatter almonds over twist; sprinkle with sugar. Cover; let rise about 40 minutes or until doubled in bulk. Bake 25 to 30 minutes at 350° F. Remove at once from cookie sheet; place on wire rack. Cool. Decorate with additional candied cherries, if desired.

Cut-Rite...the first Plastic Sandwich Bag that seals itself!

The only way to keep a sandwich fresher is to eat it now

New . . . neat . . . and easy!
No tie, no twist, no tuck. Just fold up the flap and seal. It fits snug to the biggest or smallest sandwich. Forget the carrot? Just lift the flap and seal it again. Cut-Rite is the only plastic bag that seals itself.

SCOTT
CUT-RITE
50 bags 7" x 8" on a roll

New seal-tite flap
PLASTIC
SANDWICH BAGS

SCOTT MAKES IT BETTER FOR YOU

Open House (continued from page 61)

RADISH AND CAULIFLOWER TOPIARY TREES

If you wish to make topiary trees of radishes and cauliflowerets like those in the picture on page 61, here are the instructions for making one. It will take some time to put together and it is best to do it ahead. When you have finished putting the radishes and flowerets on the Styrofoam ball, remove it from the dowel or rod, wrap it securely in transparent plastic wrap, and refrigerate it. Twenty to 30 minutes before putting it on the table, unwrap it, replace it on the dowel or rod, and insert parsley sprigs.

1 wooden dowel or brass rod, 12 inches long and ⅜ inches in diameter
1 flowerpot, 4½ inches in diameter, or a large glass container
White spray paint
Modeling clay
1 Styrofoam ball, 6 inches in diameter
White pebbles or clear glass chips
4–6 bunches radishes
1 large head cauliflower
Wooden picks
Parsley sprigs

Spray wooden dowel and flowerpot white; let dry; spray again; let dry. Put a large piece of modeling clay in bottom of flowerpot or glass. If using glass, do not let clay come all the way to the edges or it will show. Insert wood dowel or brass rod halfway through Styrofoam ball; insert other end of dowel or rod in clay in pot or glass. Be sure it is very secure as the radishes and cauliflowerets will add considerable weight. Press in more clay if needed. Fill pot or glass with pebbles or glass chips. Trim radishes; cut into radish roses. Trim cauliflower; separate into flowerets. Chill in ice water until ready to assemble. Break wooden picks in half. Spear each radish rose and cauliflowerset with pointed end of pick. Arrange in rows, alternating roses and flowerets in each row, by sticking free end of wooden pick into Styrofoam ball. Tuck parsley sprigs around roses and flowerets.

CRAB PROFITEROLES

½ c. hot water
4 tbs. butter or margarine
¼ tsp. salt
½ c. sifted all-purpose flour
2 eggs
3 pkgs. (6 oz. ea.) frozen crab meat or 3 cans (7 oz. ea.) crab meat
½ c. mayonnaise or salad dressing
3 tsp. Worcestershire sauce
1½ tbs. grated onion

Heat oven to 425° F. Grease cookie sheets lightly. Bring water, butter or margarine, and salt to boiling in saucepan. Add flour all at once; stir rapidly until mixture forms a ball and leaves sides of pan. Remove from heat. Add eggs one at a time, beating very well after each addition. Beat until thick and satiny. Drop by teaspoonfuls onto lightly greased cookie sheets using 1 teaspoon batter for each puff. Bake 18 minutes. Lower heat to 375° F.; bake puffs 15 minutes longer. Do not open oven first 18 minutes. Remove from cookie sheets. Cool on racks. (Puff shells can be made ahead and frozen. Defrost before filling.) Bone and flake crab meat. Add mayonnaise or salad dressing, Worcestershire, and onion. Mix well. Cut tops off puffs. Spoon in crab-meat mixture. Replace tops. Makes 4 dozen.

MERRY CHEESE BALL

3½ lb. Gouda cheese
2 cans (4½ oz. ea.) deviled ham
¼ c. grated onion
1¼ c. dairy sour cream
Assorted crackers, potato chips, pumpernickel melba toast, or party rye bread

Cut top off cheese. Scoop out cheese leaving a ¼-inch shell. Cut top edge of cheese shell in scallops. Grate cheese. Combine cheese, deviled ham, onion, and sour cream, mixing well. Fill cheese shell with cheese spread. Chill until serving time. Serve with assorted crackers, potato chips, pumpernickel melba toast, or party rye bread. To make pumpernickel melba toast: Slice pumpernickel very thin; cut in quarters; place on cookie sheets; bake at 300° F. for 30 minutes. Turn bread over after 15 minutes baking. Cool on racks; store in airtight can or jar.

CHERRY TOMATOES WITH GUACAMOLE

2 c. mashed avocado (2 large)
2 tbs. lemon juice
2 tbs. grated onion
1 clove of garlic, crushed
1½ tsp. salt
Dash of pepper
Dash of cayenne
1 tsp. Worcestershire sauce
2 tsp. sugar
3 tbs. mayonnaise or salad dressing
1½ tsp. unflavored gelatin
2 tbs. cold water
48 large cherry tomatoes

Sieve mashed avocado. Add lemon juice, onion, garlic, salt, pepper, cayenne, Worcestershire sauce, sugar, and mayonnaise or salad dressing; mix well. Soak gelatin in cold water, dissolve over hot water. Stir into avocado mixture. Cover tightly with transparent plastic wrap. Chill. Cut tops off cherry tomatoes, scoop out seeds. Turn tomatoes upside down on paper towels to drain. Spoon or pipe avocado mixture into tomatoes. If any mixture is left, serve in bowl as a dip.

MINIATURE HAMBURGERS

2½ lbs. ground beef
2½ tsp. salt
¼ tsp. pepper
48 two-inch rounds of bread, toasted
6 tbs. soft butter or margarine
½ c. finely chopped parsley
½ c. catsup

Mix beef, salt, and pepper. Shape into small hamburgers using 1½ tablespoons beef mixture for each. Make a depression in center of each hamburger. Place on

ham, ma'am? ... cuddle it in Reynolds Wrap to bake in flavor. why, specifically, Reynolds Wrap? because Reynolds Wrap is **oven-tempered for flexible strength.** oven-tempered to give it a **special** resistance to tearing, a **special** kind of strength that stands up to high heat. reusable, too. no wonder more women buy **Reynolds Wrap** than all other foils combined.

Reynolds Wrap THE QUALITY HEAVY DUTY FOIL

Watch "THE RED SKELTON HOUR", Tuesdays, CBS-TV

Reynolds Metals Company, Richmond, Va. 23218

HOLIDAY HAM SLICES TUTTI FRUTTI

2 inch-thick ham steaks
1 cup drained crushed pineapple
1 cup mixed chopped fruit (light raisins, maraschino cherries, cooked prunes)
1 cup brown sugar
1 cup pineapple chunks
¼ cup pecan halves
½ cup maraschino cherries
Mandarin orange sections
Heavy Duty Reynolds Wrap

Combine crushed pineapple with mixed chopped fruits and half the brown sugar. Spread half this mixture over one ham steak and top with the other, sandwich-fashion.

Place ham steaks on large sheet of Heavy Duty Reynolds Wrap. Wrap loosely and place on shallow pan. Bake in 400° oven for 45 minutes.

Remove from oven and roll back foil. Spoon out fat. Top with remaining fruit mixture, pineapple chunks, pecans, orange sections, cherries, remaining brown sugar. Return to oven 20 minutes to glaze, basting occasionally with liquid in foil.

broiler pan. Spread toast rounds with soft butter, then sprinkle with chopped parsley. Broil hamburgers in preheated broiler 1½ to 2 minutes on each side. Place hamburgers on toast rounds. Have side of hamburger with depression face up. Place ½ teaspoon catsup in center of each hamburger. Keep warm in very low oven or on electric serving trays, if desired.

CHICKEN LIVER BROCHETTE

1 c. water
1 c. cider vinegar
½ c. sugar
1 tbs. mixed pickling spice
½ c. sliced onion
1 tsp. salt
48 large ½-inch-thick carrot slices
4 cans water chestnuts, drained
24 chicken livers, cut in half
4 tbs. butter or margarine
48 slices bacon, cooked
3 large green peppers, cut in squares

Combine water, vinegar, sugar, pickling spice, onion, and salt. Cover; simmer 15 minutes. Add carrots; simmer 10 minutes or until carrots are tender. Cool. Add water chestnuts; chill. Before serving cut carrots with small flower-shaped cutter, if desired. Sauté chicken livers in butter or margarine 5 minutes. Wrap each one in cooked bacon slice; fasten with wooden pick. If made ahead, reheat in 350° F. oven about 2 minutes before serving. Arrange a square of green pepper; a hot, wrapped chicken liver; a water chestnut; and a carrot on each skewer. Serve at once.

LIME ANGEL TARTS

3 egg whites
⅛ tsp. salt
¼ tsp. cream of tartar
1 c. superfine sugar
1 tsp. vanilla
3 tbs. cornstarch
1 c. granulated sugar
⅛ tsp. salt
1⅓ c. water
2 tsp. grated lime rind
⅓ c. lime juice
½ c. heavy cream, whipped
Few drops of green food coloring

Have egg whites at room temperature. Heat oven to 250° F. Cover cookie sheets with unglazed paper or grease them lightly. Beat egg whites, ⅛ teaspoon salt, and cream of tartar at high speed of mixer until soft peaks form. Beat in superfine sugar very slowly. It will take 15 minutes. Add vanilla; beat 5 minutes longer. Shape meringue with spoon or pastry bag into small nests, 1½ inches wide and 1 inch high, on prepared cookie sheets. Bake 50 to 55 minutes or until dry. Remove from cookie sheets with spatula. Cool on wire racks. Meringues can be made ahead and stored in tightly covered jars or cans. Combine cornstarch, granulated sugar, ⅛ teaspoon salt, and water in saucepan. Cook over medium heat, stirring constantly, until mixture simmers. Simmer 5 minutes. Remove from heat; add lime rind and juice. Cool, stirring occasionally. Chill. Before serving, fold in whipped cream and green coloring. Spoon into nests. Chill until serving time. Makes about 3 dozen.

TURKEY AMANDINE

1 lb. mushrooms, sliced
6 tbs. butter or margarine
⅔ c. flour
3 tsp. salt
¼ tsp. pepper
½ tsp. thyme
2 qts. turkey or chicken broth*
5 c. diced cooked turkey
¾ c. sherry
1 c. toasted almonds

Sauté mushrooms in butter or margarine 5 minutes or until tender. Add flour, salt, pepper, and thyme; mix well. Gradually add turkey or chicken broth. Cook until sauce thickens and simmers 5 minutes, stirring constantly. Add turkey and sherry; heat well. Taste for seasoning, adding salt and pepper as needed. For a thicker gravy if desired, dissolve 4 tablespoons flour in 3 tablespoons turkey or chicken broth. Stir into turkey gravy; cook over medium heat, stirring constantly, until gravy is thickened and bubbly. Dish may be prepared to this point and frozen. Thaw and reheat. Add almonds. Serve on squares of corn bread. (Make enough of your favorite recipe or use 3 packages corn-muffin mix prepared according to package directions.) Makes 3 quarts or 20 servings.

*To make turkey broth, cook turkey bones and neck in 3 quarts water with 1 sliced onion, 2 stalks celery, 1 carrot, 2 teaspoons salt, and 5 peppercorns. Cover; simmer 1½ hours. Strain. Skim off fat.

HOLIDAY PETITS FOURS GLACÉ

2 loaves (1 lb. ea.) or 3 loaves (about 12 oz. ea.) bakers pound cake
14 c. sifted confectioners' sugar*
¾ c. water
¾ c. light corn syrup
3 tsp. almond or vanilla extract
Green food coloring
2 c. sifted confectioners' sugar
⅓ c. butter or margarine
2 to 3 tbs. milk
Red and green food coloring

Cut pound cake into oblong pieces, about 1 inch thick, 2 inches long, and 1½ inches wide. Brush loose crumbs from cakes. Combine 14 cups confectioners' sugar, water, and corn syrup in top of large double boiler. If you do not have a large double boiler, make half the recipe at a time. Heat over simmering water, stirring occasionally, until fluid and pourable. Add extract and a few drops of green food coloring. Spear bottom of each cake with two-tined fork; dip quickly into frosting; turn upright at once and let excess frosting drip back into double boiler. Hold cake on fork a few moments until frosting is set enough to let you slide cake onto rack. When all are dipped and frosting is set, dip again. Cakes may be frosted by pouring frosting over row of cakes on wire rack, scraping up drippings and reheating. Combine 2 cups confectioners' sugar with butter or margarine. Add milk until smooth. Tint two-thirds green, one-third red. Decorate cakes. Makes 2½ to 3 dozen.

*You need this amount of confectioners' sugar to make enough frosting to double coat each cake.

Here's a dish your family will warm up to!

Homemade chili. Delicious! French's Chili-O Mix makes it good and quick. Just stir together ground beef, canned tomatoes, and beans if you like. French's seasons 'em just right with a lively blend of south-of-the-border spices that's mildly sensational. Makes a great Sunday night supper dish—but why wait? Try all 15 of French's Sauce and Gravy Mixes.

Good things to eat come from 1 Mustard Street
THE R. T. FRENCH CO., ROCHESTER, N. Y.



How to make steak kowtow to potatoes

Easy with Betty Crocker Scalloped Potatoes. Ready for the oven in 3 minutes. Creamy, good, never curdles. How about tonight? O.K., how about it?



GENERAL MILLS



taste-tested recipes from our readers

Last June we requested recipes using refrigerated biscuits. We were most interested to learn how popular a product they are and are happy to present the recipes that were selected by our taste panel as worthy to receive a "blue ribbon."

INDIAN SAMOSAS

½ c. chopped onion (1 med.)
2 tbs. chopped green pepper
1 tbs. pure vegetable oil
½-1 tsp. curry powder
½ tsp. salt
1 c. cubed, cooked potatoes
½ c. cooked green peas
1 pkg. refrigerated crescent rolls
Chutney or relish

Sauté onion and green pepper in oil in skillet until soft. Add curry powder, salt, potatoes, and peas. Cook 5 minutes, mashing potatoes slightly. Remove from heat; cool. Heat oven to 400° F. Separate rolls. Cut each roll in half crosswise to make two triangular pieces of dough. Pat each piece with fingers to enlarge slightly. Place a heaping tablespoon of curry-vegetable mixture on each triangle. Fold corners over to cover filling. Repeat with remaining rolls. Place on cookie sheet. Bake 7 to 10 minutes or until rolls are rich, golden brown. Serve warm with chutney or relish. Makes 16 samosas.

Mrs. Vimala Reddy
Philadelphia, Pennsylvania

CRUNCHY STICKS

1½ c. oven-toasted rice cereal, coarsely crushed
2 tbs. celery seed
2 tsp. salt
1 pkg. refrigerated biscuits
Milk

Heat oven to 450° F. Grease cookie sheet. Mix crushed rice cereal, celery seed, and salt in shallow dish. Separate biscuits; cut each one in half. Roll each piece into a pencil-thin stick about 4 inches long. Brush with milk. Roll sticks in cereal mixture. Place on greased cookie sheet. Bake 10 minutes or until lightly browned. Makes 20 sticks.

Barbara Schrier
Bethlehem, Pennsylvania

CHEESE BREAD

3 pkgs. refrigerated biscuits
1 c. shredded sharp Cheddar cheese
1 egg white
1 tbs. caraway seeds

Heat oven to 350° F. Grease 9x5x3-inch loaf pan. Open biscuits; place on board. Knead cheese into biscuits; continue kneading until bread has been kneaded a total of 5 minutes. Put in greased pan; pat even. Beat egg white slightly; brush over top of loaf; sprinkle with caraway seeds. Bake 50 minutes. If bread begins to get too brown, cover with foil during last 10 to 15 minutes of baking. Remove from oven. Take bread from pan; cool on wire rack. This is delicious sliced thin and toasted.

Rita Wilkerson
Baldwin Park, California

NUTTY KNOTS

3 tbs. melted butter or margarine
¼ c. brown sugar, firmly packed
¼ c. chopped nuts
1 tbs. flour
1 tsp. cinnamon
1 pkg. refrigerated biscuits

Heat oven to 400° F. Mix 1 tablespoon butter or margarine, brown sugar, nuts, flour, and cinnamon. Separate biscuits. Roll each biscuit between palms of hands to a 6-inch strip. Dip into reserved 2 tablespoons butter or margarine, then into sugar mixture. Tie each into a knot; tuck ends under. Put into greased 8-inch layer-cake pan or put each roll into a greased muffin-pan cup or onto a greased cookie sheet. Make an indentation in center of each roll. Divide remaining sugar mixture among rolls, putting some in each indentation. Bake 10 minutes or until brown. Serve warm. Makes 10 rolls.

Mrs. Fay Brannan
Kalamazoo, Michigan

ITALIAN CRESCENTS

2 long slices Mozzarella or pizza cheese (from an 8 oz. pkg.)
¼ c. bottled barbecue sauce
¼ tsp. Italian seasoning
1 pkg. refrigerated crescent rolls

Heat oven to 375° F. Cut cheese crosswise into eight 2-inch wide strips. Mix barbecue sauce and Italian seasoning in cup or small bowl. Separate rolls into 8 triangles. Brush each with barbecue-sauce mixture; top with cheese strip. Roll up according to package directions. Place on ungreased cookie sheet. Bake 20 minutes or until rolls are golden. Makes 8 rolls.

Mrs. Rose Lewin
Los Angeles, California



How to make hot dogs "best of show"

Easy with Betty Crocker Au Gratin Potatoes. Rich, aged cheddar cheese in the sauce. Ready for the oven in three minutes. Makes hot dogs man's best friend.

GENERAL MILLS

HANUKKAH
The Feast of Lights

Hanukkah is among the most popular festivals in the Jewish religious calendar and it ranks second only to Passover in historical significance. It too is commemorated as a historic festival of liberation.

Hanukkah celebrates the routing of the armies of the despot Antiochus by Judah Maccabee and his followers. Upon entering Jerusalem they found the Temple profaned and half ruined. After clearing the courts of all debris, the Jews purified the sanctuary. On the 25th day of Kislev Judah Maccabee rededicated the Temple on Mount Zion, lighted the great menorah, offered incense on the golden altar, and brought burnt-offerings to the altar of sacrifices.

In commemoration, Judah decreed that on the same day every year until the end of time, the Jews were to celebrate Hanukkah for eight days. They were to kindle lights nightly during this period as soon as the first stars appeared, adding a new light to the others each night of the festival. Thus Hanukkah is known as the Feast of Lights. The Hanukkah lamp is a nine-branched menorah—one representing each of the eight days of the festival. The ninth serves as the shammash, the "servant" or pilot light from whose flame the other candles are all lighted. Here are some recipes appropriate for these festive days.

KASHA KREPLACH

¼ c. rendered chicken fat
2 medium-size onions, chopped
1½ c. cooked, drained kasha (buckwheat groats)
Salt and pepper
2½ c. sifted all-purpose flour
2 eggs
1½ tbs. water
½ tsp. salt
2 tsp. pure vegetable oil
6 c. well-seasoned hot chicken soup

Heat chicken fat; sauté onions until golden. Stir in kasha; add salt and pepper to taste. Reserve. Measure flour into bowl; make a hollow in center of flour. Put eggs, water, salt, and oil into hollow. Mix until a soft dough is formed. Turn dough out on a lightly floured board; knead until smooth and elastic. Roll out on lightly floured board into sheet ⅛ inch thick. Brush dough with water. Cut dough into 3-inch squares with sharp knife. Top each with spoonful of kasha mixture. Fold opposite corners together forming a triangle. Press edges of dough together. Drop kreplach into boiling salted water; cook 20 minutes. Drain; serve kreplach in hot chicken soup. Makes about 24 kreplach, 6 servings.

BARLEY CHOLENT

¼ c. rendered chicken fat
2 large onions, chopped
3 lbs. beef flanken
1 c. dried lima beans
½ c. barley, rinsed and drained
6 potatoes, pared and halved
½ tsp. pepper
2 tsp. salt
2 tsp. paprika
1 clove of garlic, chopped
Boiling water

This dish needs long, slow cooking to bring out the rich well-blended flavor. Heat chicken fat in skillet; sauté onion and flanken until brown. Put onions and flanken into large casserole. Add lima beans, barley, potatoes, pepper, salt, paprika, and garlic. Add boiling water to cover. For best results, cover tightly and bake in a preheated very slow oven (250° F.) for 24 hours. This dish can also be covered and cooked on top of the range over low heat for 3 to 4 hours; add more water if necessary to keep food from sticking. Makes 8 servings.

CHEESE PANCAKES

2 eggs, separated
½ tsp. salt
2 tbs. sugar
2 c. cottage cheese, drained
1 c. sifted all-purpose flour
Pure vegetable oil for frying
Dairy sour cream
Jelly

Beat egg yolks, salt, and sugar in medium-size bowl. Stir in cottage cheese and flour. Beat egg whites until stiff but not dry in second bowl; fold into cheese mixture. Pour vegetable oil into skillet to depth of about ¼ inch; heat. Drop cheese batter into hot fat by tablespoonfuls. Fry until brown on both sides. Remove from oil. Serve hot with sour cream and jelly. Makes 4 servings.

ORANGE FRITTERS

6 navel oranges
4 eggs, well beaten
2 tbs. sugar
1 c. orange juice
1 tbs. pure vegetable oil
2 c. sifted all-purpose flour (about)
1 tsp. salt
2 tsp. baking powder
Fat or oil for deep frying
Granulated sugar mixed with ground cinnamon

Peel oranges with sharp knife removing all white membrane. Cut oranges into ½-inch-thick slices. Beat eggs with sugar, orange juice, and oil. Sift flour with salt and baking powder. Gradually stir flour mixture into egg mixture; beat until smooth. Add more flour if necessary to make batter thick enough to coat an orange slice thinly. Heat fat or oil to 375° F. Drain orange slices; dip into batter. Fry in hot fat or oil 2 to 3 minutes or until fritters are golden brown on both sides. Drain on paper towels. Serve warm sprinkled with a mixture of granulated sugar and cinnamon. Makes 24 to 30.

SESAME TURNOVERS

2½ c. sifted all-purpose flour
½ tsp. baking soda
½ tsp. salt
½ c. vegetable shortening
¾ c. granulated sugar
2 eggs, well beaten
2 tbs. orange juice
2 tsp. grated orange rind
1 c. sesame seeds
½ c. pitted dates
1 c. coarsely broken walnuts
1 c. blanched almonds
1 tsp. grated lemon rind
½ tsp. vanilla
Honey

Sift flour, baking soda, and salt together. Cream shortening until light and fluffy; gradually beat in sugar. Beat in eggs and orange juice and rind. Stir in sifted dry ingredients. Stir until dough cleans bowl. (Add more flour if necessary.) Knead dough on lightly floured board few times until smooth. Chill 2 hours. While dough chills prepare filling. Toast sesame seeds in skillet over low heat, stirring constantly, until lightly browned. Grind seeds and dates finely in a food chopper; grind nuts. Mix seeds, dates, and nuts; add lemon rind and vanilla. Add just enough honey to make a smooth paste. Heat oven to 400° F. Roll chilled dough out on lightly floured board to ⅛-inch thickness. Cut into 3-inch rounds. Top each round with small spoon of filling. Moisten edges of rounds. Fold dough over filling; press edges together. Bake 8 to 10 minutes or until lightly browned. Makes about 3 dozen.

THERE ARE SLICK FINISHES AND SLICK FINISHES



...to be SURE of the BEST ask for

TEFLON® FINISHED MIRRO NO-STICK COOKING NO-SCOUR CLEANUP

All that glitters is not gold.

And all that says "non-stick" is not MIRRO.

Du Pont TEFLON® is truly a miracle. Nothing sticks to it, even burned-on foods. And it *rinses* clean, without soaking or scouring. But, to provide this miracle, month after month, TEFLON must be properly applied, on a properly prepared surface.

Some materials won't take a TEFLON finish at all. Fortunately, the finest cooking material of all . . . even-heating aluminum . . . acts like it was made for it. And MIRRO, the finest aluminum, earned the first Seal of Approval that Du Pont awarded, for doing the job exactly right.

Certainly you want no-stick cooking and no-scour cleanup. To be sure you get it, make extra-sure you get TEFLON-Finished MIRRO. There's a complete selection of range-top utensils, ovenware and electric fry pans, wherever the finest aluminum is sold. They're the finest to give . . . finest to own.

COMMENDED by PARENTS' MAGAZINE

Good Housekeeping GUARANTEES

MIRRO THE FINEST ALUMINUM

MIRRO SELECTED BY HOUSE OF GOOD TASTE New York World's Fair, 1964-1965

HGT

MIRRO ALUMINUM COMPANY, Manitowoc, Wis. 54221 • World's Largest Manufacturer of Aluminum Cooking Utensils

Decorative Ornaments
STATIONERY

(continued from page 51)

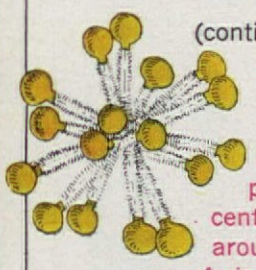

1. MEDALLION. Cut 6 pipe cleaners 5″ long, one 7″ long. Make loop in longer piece for hanging. At center, wrap cleaners around one another. Cut 4 pipe cleaners 2½″ long; glue to center of other pipe cleaners. Glue 17 ½″ glass Christmas-tree baubles on the ends.

2. GLITTER BIRD. Shape green pipe cleaner into oval to fit around a 2⅝″ gold ball for body. Glue ball in place later. Twist and glue pipe-cleaner ends together. Shape tail from 3 pipe cleaners into 3″ pointed ovals. Glue outside tail ends together. Then glue tail to body; bring surplus ends up into center of each oval. Shape pipe-cleaner head to fit around green 1¼″ ball (secure later). Twist comb and glue to head. Shape pipe-cleaner wings; glue; dry. Glue gold paper beak in place. Glue gold ball in body oval, green ball in head. Glue green and gold 1″ balls to pipe-cleaner ends in center of top and middle tail sections. Glue ½″ silver balls to end in bottom tail. Glue green and silver ½″ balls in top of each tail section. Glue 3 green balls to short lengths of pipe cleaner and glue to tail (see sketch). Add red sequin eye.



3. CHRISTMAS PAPER TWIST. Cut ¼″ wide strips of white paper 7″, 6″, and 5″ long. Form into 3 loops. Glue ends (see sketch). Dry, then pierce a hole with a needle through glued ends of loops. Remove metal ring from 1″ pink ball. Slip over smallest loop. Replace ball. Remove ring from 1″ gold ball. Insert ring into pierced hole at bottom of loops. Replace ball. Cut ¼″ wide strip of white paper 6½″ long. Slip through ring of gold ball. Glue ends of paper forming a loop with gold ball at top. Make a tiny tube of orange paper ¾″ deep, ½″ diameter. Glue sides. Slip bottom of loop through tube and glue sides of loop to sides of tube. Remove ring from 1¾″ fuchsia ball. Slip ring over bottom of loop in tube. Replace ball. Cut ¼″ strip of paper 4″ long. Slip strip over tube through ring on fuchsia ball. Glue ends of loop. Cut ¼″ strip of paper 8″ long. Slip through ring on fuchsia ball, surround ball, glue ends. Add rosette and small balls.

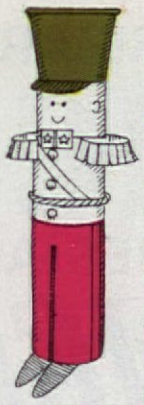

4. SOLDIER. Cut paper-towel tube 5½″ long. Glue 1″ strip of pink around top. Use black ink for eyes, mouth, ears. Glue 1¾″ strip of white paper around tube, below face. Glue ¼″ strip of gold paper diagonally across. For the trousers glue 2¾″ strip of red paper around tube. For epaulets cut a 2″ gold paper circle in half. Cut ½″ deep fringe in curved edges; cut shallow curve into straight edges. Glue onto sides. Glue two gold paper stars on two strips of white paper, place just under mouth. Glue on 3 gold dragées for buttons. Glue on 6″ gold cord belt. Cut out shoes, paint with black ink. Glue black paper strip down center and white stripes down sides of trousers. Cover tiny paper-cup hat with green foil. Add foil peak.



5. TINKER TOY STAR. Insert 8 tinker toy sticks in a tinker toy disc. Remove metal rings from 8 medium-size Christmas balls. Glue to end of each stick. Cut gold paper triangles; glue behind sticks (see sketch). Pleat green paper to make a rosette. Glue to disc center. Add a small ball in the center.

6. TREE. Use white cone-shaped drinking cup for tree, which should be 4″ high, 2¼″ across bottom. Cut green tissue paper into strips, 2″ wide, 24″ long. Using a double strip of tissue, make straight cuts into strips to make ragged edges. Glue to cone, starting from bottom up. Push 1″ Styrofoam ball on top; decorate with red sequins (see sketch).

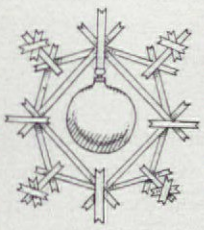

7. SNOWFLAKE STAR WITH BALL. Flatten 4 paper drinking straws by pressing with fingers. Form a diamond with the straws large enough to frame a 2⅝″ gold Christmas ball. Cross ends of straws. Cut each end of all straws into a V-shape. Glue diamond together at all crossed points. Dry. Cut 8 pieces of straw to form triangular-shaped sections on each side of the diamond. Cross ends and glue securely at each crossed point. Add small "stars" made of crisscrossed straws. Cut a pencil to 2½″ length; cover with white paper. Slip pencil into top of ball. Tape ball to pencil with white adhesive tape. Tape pencil to straws with additional tape.

8. CHRISTMAS LION. *Body:* Cut a piece of medium-weight yellow art paper 5x10″. Roll into long, flattened tube so one end has a 9½″ opening, other end 6″. Overlap ¼″ for seam; glue; dry. Flatten 6″ opening so it measures 1⅛″ across center. Cut 1½x2″ oval of same paper with small tabs at sides and bottom. Glue tabs to inside back of body tube. *Hind legs:* Cut two 3x5″ strips of same paper. Roll into almost cone shape, leaving opening at bottom just large enough to slip in 1″ gold ball "paws" (see sketch). Remove balls. Glue ½″ seams on tubes; dry. Cut out a V-shaped section on inside of leg tubes 1½″ deep. Cut 2 paper "hinges" ½x3″. Glue 1¼″ of this inside of top of legs. Allow ½″ for "hinge," then glue remaining strip to body at back. *Front legs:* Cut two 3½″ squares of paper. Roll into tube shape so bottom is ½″ smaller than top. Overlap ¼″ seams; glue. Cut ½″ deep U-shaped areas on inside seams. Punch a hole in each side of body 1″ in from front. Run pipe cleaner through holes. Glue ends of pipe cleaner to inside of front legs. *Face:* Cut out ¾″ rounded paper ears (see sketch). Glue to 2⅞″ gold ball. Cut 2x3″ strip of paper for snout. Shape as shown. At mouth, snip paper into dark nose area, then fold paper down to form mouth. Ink on nose and mouth lines. Glue unit to face. Cut 2 triangles of green tissue for eyes. Glue in place. Dot with green sequins. Attach face to body with masking tape. *Tail:* Wrap pipe cleaner with gold wool yarn ending in fat tassel. Glue in place. *Mane:* Cut 3″ and 5″ lengths of gold wool yarn. Glue to lion's head. Glue 1″ ball paws in place.

9. PAPER CONES. Glue together 2 sheets of foil wrapping paper. Dull sides should be together, shiny sides out. Shape into a cone. Add ribbon loop at top. Repeat, using various shades of paper.

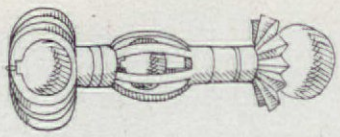

10. CHRISTMAS PAPER TWIST. Cut ¼″ strips of white drawing paper, 7″ and 5½″ long. Glue ends together. Press into flat ovals; glue at top, one inside the other. Cut 1″ strip of white paper 3″ long. Form into 1″ tube. Glue sides. Add narrow green and yellow stripes. Cut ¼″ strip of white paper 1″ long. Glue to inside bottom of tube forming loop. Remove ring from 1″ gold ball. Slip ring over loop in tube. Replace ball. Cut a 2″ strip of white paper 3″ long; form 2″ tube; glue sides. Add red and green stripes. Cut six ¼″ strips of white paper 2¾″ long; glue to inside bottom of 1″ tube and inside top of 2″ tube. Space evenly. Cut ½″ strip 1″ long, make and glue loop in 2″ tube. Remove ring from 1¼″ red ball. Slip ring over loop, replace ball. Add rosette. Place 1¼″ green ball in loops at top.



11. BELL CHAIN is made from several shades of 1¼″ Satintone ribbon. Cut semicircles 2¼″ long from ribbon. Shape into small cones. Moisten edges, press together. (Satintone sticks to itself.) Strip off long, narrow length (about ⅛″) of ribbon and string through bells to form garlands. Keep cones close.

12. BELL BALLS. Using Satintone ribbon, make 18 cones (as you did for Bell Chain). Moisten 3 of these and press together to form a circle. For hanging, insert ribbon loop between cones. Add remaining cones, one at a time, around original 3 to form a ball. Moisten each cone as you build ball.

NOTIONS

(continued from page 50)

13. GOLD STAR is made from a paper plate on which gold paper has been pasted. Cut star shape through both layers at once. Repeat this idea, using a variety of colored foil papers. You can coat stars with Sobo; sprinkle on glitter while wet or add tinsel, beads, or sequins.



14. MAP PIN BALLS. Coat a 3″ Styrofoam ball with Sobo glue; dry. Insert red map pins, close together as possible. At intervals, put in a green map pin, with 6 white map pins surrounding it, to form a flower shape. Continue with red background, alternating flower motif until ball is covered. Second ball has green background, white flower center, red petals.



15. SANTA CLAUS. Cut one end of a hot-dog paper holder for collar. Glue a small red paper cup on top of collar for face. Draw eyes with pencil. Cut out shape of hat from a red paper coffee cup. Glue hat in place. Twist 2 white pipe cleaners to form moustache; glue in place. Twist 1 pipe cleaner for pompon on hat; glue in place.



16. STAR BURST is made from a wax paper cup, 1¾″ at bottom, 3″ high—or any size close to that. Slash cup into ¼″ strips. Glue red and green sequins on ends of strips. Glue silver doily (2¼″ diameter) to bottom of cup. Spread strips flat and apart.

17. BIRD. Cut green or red tissue paper 2½″ wide, 12″ long. Cut along one side, making ragged edges; leave one side straight.



Roll from end to end, secure ends with cellophane tape. Fold a paper doily (3½″ in diameter) in half; insert tail of tissue, and glue to body. Add sequin eye and gold beak. For wings, fold a doily in half, quarter it, making a long cut toward the center. Fit over body, giving each side a wing; glue on, leaving curved wings free.

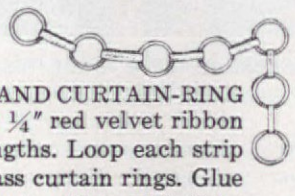

18. RIBBON AND CURTAIN-RING CHAIN. Cut ¼″ red velvet ribbon into 4½″ lengths. Loop each strip around 2 brass curtain rings. Glue ends of strips together with Sobo adhesive. Repeat for length of chain desired. Use several shades of ribbon for different effect.

19. ROUND VELVET RIBBON AND CURTAIN RING ORNAMENT. Cut ¼″ velvet ribbon into 2½″ lengths. Tie 2 brass curtain rings together, allowing 1½″ of ribbon to hang free on inside of rings. Join 4 more rings side by side, form circle. Stitch loose ends of ribbon together inside circle. Cover with gold star. Cut tied ends diagonally. Add cord loop. *Square Ribbon Ornament.* Join 4 rings with 3″ pieces of ribbon. Trim ends with diagonal cuts.

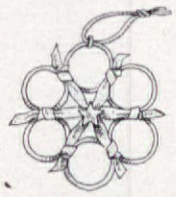





20. MOUSE. Cut a 3¾″ strip of smooth white craft paper 9½″ long. See sketch for shape. Form a cone. Overlap edges and glue in place. Cut 2 orange paper ovals 1¼x1¾″. Cut 2 pink paper ovals 1⅛″x1½″. Glue pink ovals to orange ovals. Glue on pink-and-orange "ears." Cut pink paper mouth. Glue over seam on short end of cone. With black ink, paint eyes on point of long side of cone. For tail, cut a strip of paper 7″ long, tapering from ⅜″ to almost nothing. Glue in place.

21. LION HEAD. Glue medium-weight orange yarn around ball row by row so it is completely covered. Glue medium weight fuchsia yarn on front of ball to make nose. Attach round, black sequin eyes in position with pins. For mane make big 5″ loops of heavy rug yarn all around the ball (see sketch). Pin and glue loops in place. Attach heavy fuchsia wool yarn loop at top for hanging. Cut wire for whiskers, stick into ball on each side of nose. Optional—add sequins on mane.

22. BRAIDED YARN CHRISTMAS WREATH is made from braided heavy green yarn and then glued onto a cardboard circle. Add a bow and silver cake decorations for ornaments; glue on with Sobo.

23. FLOWER AND POT are made from one paper hot-dog holder cut apart to eliminate the straight part in the middle; join 2 halves with paste. Add a pipe-cleaner stem wound with green yarn and a candy center. Make pot from a tiny paper cup sprayed red. Cut a flowerpot top from a paper plate.



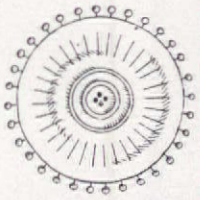

24. CARD OF PINS WITH BUTTON CENTER. Glue a round, red button to center of round card of dressmaker pins. Use pins with white glass heads. Glue a slightly smaller pearl button in center of red button.

25. ROSETTE OF MEASURING TAPE. Cut tape into four 14″ strips. Taking 1 strip at a time, fold the 2 ends to center of small cork, overlapping slightly; glue to hold. Take 2 strips, one over the other to form cross and attach to 4 opposite sides of cork. Secure with glue and red map pin through the center. After this is done on all 4 sides, take the center of each loop (there will be 16 of them) and press in toward cork, securing with a map pin. This will form 32 loops. For the tails, use the 2 ends of tape.



26. SOLDIER. For hat, cut rim off paper cup (3″ high, 1¾″ at base); cover with red tissue. Tape seam. Decorate with fuchsia tissue fluff and 1¼″ gold seal. Cut second cup to 2″ height; cover with pink tissue. Attach black sequin eyes and black yarn moustache. Set hat on head, add 5″ black chin strap.

27. ANGEL. Fold paper into cone 3″ high and 1¾″ at bottom. Fold white doily in half; glue to back of cone for wings. Glue white ring reinforcements around bottom of cone. Push on 1″ Styrofoam ball for head; glue on yellow yarn hair and silver doily for halo. If you plan to make several, use pastel wool yarn for the hair. Sequins could be centered on reinforcements.

28. DECORATED PINCUSHION. Trim red pincushion with 6 strands of green wool yarn. Glue medium-size pearl button over ends of yarn, top and bottom. Insert 4 white map pins or glass-head dressmaker pins in button holes. Add 6 clusters of 4 pins in flower shape.

29. RED SPOOL TRIMMED WITH GREEN VELVET RIBBON. Paint medium-size round cork and large spool red. Cut ½″ avocado green velvet ribbon to fit around spool; glue. Glue cork to top of spool, hole up. Twist light green wool yarn into loop. Glue ends. Insert into hole.

30. DRUM. Cut cardboard roll into 3″ length. Paste white paper around and on each end. Cut red paper in triangles. Glue red paper, pipe cleaners, and silver decorations around sides of cardboard. Braided yarn is used to hang drum up. Glue Q-tip drumsticks together on the drum.

PAPIER-MÂCHÉ

(continued from page 52)

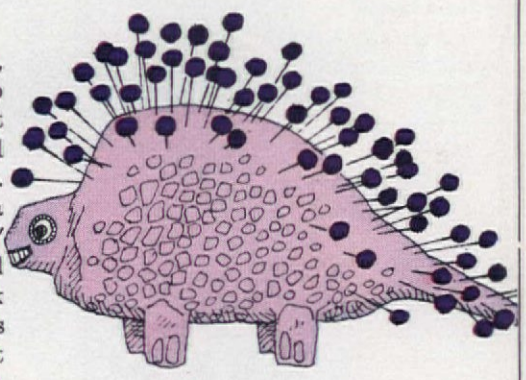

Materials: Newspaper, paper towels, or plain newsprint paper; wallpaper paste for the major work, and white glue (Elmer's, Wilhold, and others); *Pla* enamels (at 15¢ per jar), lacquers, or poster paints. Lacquers and enamels have a built-in shine; poster paints require a shellac or clear plastic paint for gloss. For decorations use beads, sequins, glass-head pins, etc.

Instructions: Pour ¼ cup of water into a small bowl. Stir in wallpaper paste until it is the consistency of thick cream. Tear paper towels into strips about ¼ to ½″ wide.

Make a core or basic form by

(continued)

Designers of ornaments: Katherine Hahn: 4, 13, 15, 18, 19, 22, 23, 30 David Scoggins: 14, 24, 25, 28, 29 Nancy Becker: 1, 6, 16, 17, 20, 21, 26, 27 Shiny Brite: 2, 3, 5, 7, 8, 10 Tie-Tie Gift Wrappings: 9, 11, 12

(continued) crumpling newspaper into a long or rounded shape. Do not wet this. Lightly dunk 1 paper towel strip into the paste; pull across the edge of the bowl to remove excess. Wrap it evenly over core, followed with others working in the same direction. Crisscross a second layer of strips over the first. Pinch and mold as you wrap. When finished, set it on a rack, allow it to dry for 2 or 3 days.

To add feet, ears, etc. moisten bits of paper in the glue, shaping these and anchoring them with one or two paste-soaked strips.

To hang figures, insert a wire hook in top of figure while wet. When dry, paint and decorate. Apply trim with white glue.

ETC., ETC., ETC.

(continued from page 53)

31. POT-HOLDER STAR. Cut out 2 pieces of bright-colored felt in star shapes. Sew cotton flannel between the two layers. Sew on wool yarn bow at top for ease in hanging.



32. STAR SUNBURST is made o colored wooden picks pushed into tiny gumdrop or marshmallow.



33. FLOWER LOLLIPOP for the tree. Tie bright ribbon bow around stem.

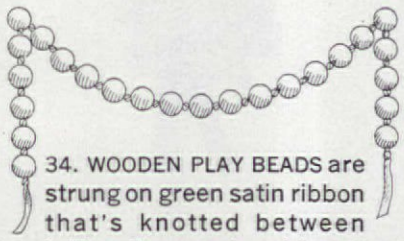

34. WOODEN PLAY BEADS are strung on green satin ribbon that's knotted between beads like a fine pearl necklace. Loop on a small tree (or make graceful garlands on a larger tree).

35. WREATH COOKIES are cut with doughnut cutter. Frost pale green; cut holly from green spearmint leaves; dot with cinnamon-candy berries. Attach red yarn bows.

36. KRIS KRINGLE EGG. Remove the contents of a white egg by making a hole in each end of egg with an ice pick, then blow hard. Glue on felt cap, eyes, nose. Beard is cotton batting. String red thread through top of cap at front (for balance) to hang.

37. GAY FESTOONS for Christmas tree, doorway, or fireplace can be made by stapling cellophane-wrapped candies to ribbon. For effect, add a cluster of lollipops at intervals.

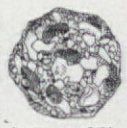

38. HOMEMADE CANDY is a joy and this requires no cooking. Chop 1 cup each of walnuts, seedless raisins, and pitted dates. Mix thoroughly. Add 2 tbs. honey; blend. Butter hands and roll mixture into small balls. Roll in ground nuts.

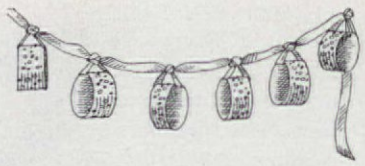

39. GLITTERY CARDBOARD RINGS are made by slicing paper-towel tubes into 1" circles. Paint insides; dry. Cover outsides with Sobo, roll in glitter. Use glitter inside too.

40. HAPPY LITTLE SANTA is made from a pink powder puff. Use felt for his hat, eyes, nose. Glue on cotton batting for snowy beard, hat band, and pompon.

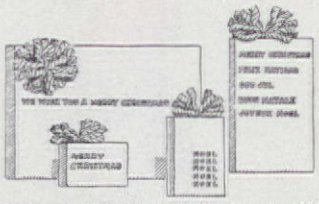

41. WRAP PACKAGES in brilliant-colored paper. Form holiday greeting with pasted-on alphabet-soup letters.

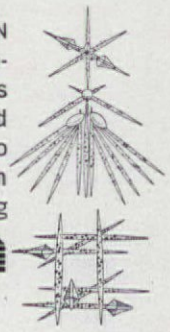

42. GLUE WOODEN PICKS together in abstract forms such as this unusual star and square. Brush on Sobo adhesive, roll picks in glitter, add sparkling jewels, beads, sequins, glass bits.

Ornaments 31 to 41 by Shari Lewis. No. 42 by Mrs. Roger Hope. Papier mâché designs by Donna Sloan.

See! Today's Cascade stops spots before they start!



Some dishwasher detergents allow water drops to form on dishes. These drops dry into ugly spots!



Today's Cascade has Chlorosheen to make water rinse off in clear sheets. Drops don't form, so dishes dry spotless!

You discover how beautifully spotfree your dishes can be when you discover today's Cascade! No more ugly spots. No more towel touch-ups. Just sparkling dishes you're proud to take straight from your dishwasher to your table! Only today's Cascade has Chlorosheen to stop spots before they start! Its amazing "sheeting action" lets dishes dry spotless!

Cascade actually *protects* fine china patterns. More women prefer it. Every dishwasher maker recommends it. Today's Cascade—wow!

By Shari Lewis

22 MORE ORNAMENTS AND DECORATIONS TO MAKE

1. A delightful balloon tree can be formed on a wall by attaching round balloons with bits of masking tape (use double-faced tape, or roll a tiny circle of regular tape, sticky side out). Start with a single balloon at top, 3 in next row, 5 in next, 7 and 9. Long balloon forms trunk.

2. Draw outlines of Christmas designs on a window with a cake of soap. Allow the children to fill in the outlines with "paints" made of tempera mixed with water and scouring powder. Apply with cotton swabs. After the holidays these opaque decorations will wash off and leave the window sparkling clean.

3. Write "Merry Christmas" on a window with ribbon, taping the ribbon to the glass with cellophane tape as you shape letters.

4. Make a "grass" mat to place under your tabletop Nativity scene by dipping an old turkish towel into green dye. Tear edges so they are ragged.

5. Cover your tree and wreaths with "snow" that won't melt or burn. Beat, with a rotary beater or an electric mixer, at least two cups of packaged soap or detergent with about ½ cup of water. Add more soap or water, if necessary, until mixture stands in firm meringuelike peaks. Then drift the "snow" onto the greens by scooping it up by the handful and brushing it over the branches.

6. Make a snowman, using the same "snow" mixture as in No. 5. Just keep adding soap until it has a stiff, doughy consistency. Dip the hands in water and form snowballs. Keep packing until you have a large ball, a medium, and a small one. Pile one on top of another until you have a typical snowman. Press candies or buttons into face for features and tie a piece of bright cloth around the "neck" for a scarf.

7. Make huge no-sew stockings to hang by the fireplace. Cut two huge, identical sock shapes out of felt. Brush a border of rubber cement around one of the shapes, but not along the top edge. Press the other sock shape over this. Be sure they match exactly. You can trim them if necessary. Apply felt cutouts such as Santa's face, stars, bells, or sequins with rubber cement on front of the sock.

8. Spell "Merry Christmas" with block letters of cardboard. Mix a tablespoon of plastic starch with one cup of detergent. Beat with rotary or electric beater until it reaches consistency of cake frosting. Allow to stand for half an hour, then coat both sides of the cutout letters. Press gently onto windowpanes and hold them in place until they are set. Later you can wash them off.

9. Tinted macaroni garlands can be fashioned of stars, shells, wagon wheels, bow ties, elbows. Dip them in bowls of food coloring, spread on newspapers to dry, then string in colorful garlands.

10. Decorated eggs (used throughout central Europe for Christmas celebrations) are fun to make. Punch a hole in each end of the egg with a sharp darning needle. Blow in one end of the egg; contents will come out the other end. To decorate: cover with rubber cement and roll in glitter; make strips or circles of cellophane tape on egg; dip egg in dye; dry, then peel off tape. Or, dye, paste rickrack, sequins, or glitter on surface. Glue a thread loop on one end of egg.

11. Place masses of big artificial flowers on the boughs of a large Christmas tree. Use tiny tree lights.

12. Put an apple place card at each table setting. Cut a slit across the top of the apple and insert a 3- or 4-inch Christmas tree cutout of green construction paper. Write your guest's name on the tree.

13. Trim the table in red and white. Cut a 3-inch-deep fringe along both ends of a package of red crepe paper while it is still folded. Cover table with a white paper cloth. Open package of fringed paper and place strip down center of table. Trim away excess length so strip fits table.

14. Fancy felt place mats are nice to use or give at Christmas. With pinking shears cut a felt rectangle or oval for each mat. Then cut tiny bells, stars, trees, or snowmen out of colored felt and glue to place mats.

15. Make a Christmas "candle" favor with cookie "base," marshmallow "holder," Lifesaver "handle." Slit marshmallow, insert Lifesaver and peppermint stick "candle," add orange chicken corn "flame." Moisten pieces so they hold together.

16. Wrap your rectangular gift boxes with solid-color paper, then cut tiny "doors" and "windows" (out of white paper) and paste on boxes to simulate houses. A group of these placed under a tree creates a charming little village scene.

17. Make a fluffy snowman for the top of a red box as follows: Glue three cotton balls in graduated sizes, one on top of the other. Cut high hat and features out of black paper and paste in place. Glue to box and add a holly sprig or other greens for a final touch.

18. Put a decorative tree on top of a box like this: Form tree out of notebook reinforcements—gummed paper rings—bottom of tree 8 rings across, then each branch above with 2 rings less; top is one ring, crowned with a gold star. For the trunk use a strip of brown paper.

19. Draw design or greeting on a card; go over lines with rubber cement. Quickly, sprinkle soap flakes over sticky surface; shake off excess. It will look just like snow.

20. Create an elegant paper this easy way: Sprinkle shavings of a gold crayon on the shiny side of shelf paper. Place a similar sheet of paper over this and press them thoroughly with a warm iron. Pull two sheets of paper apart and you will have two pieces of gift paper with an interesting marbleized pattern on each.

21. Spell out the name of the person your gift is planned for with silver stars and add a narrow silver tape border on the top or sides of the gift box.

22. Make a six-pointed snowflake for a special package. First wrap box in bright solid color paper. Then fold a round paper doily in half; fold this in thirds to make a point at one end and a round edge at other. Cut a V-shaped piece out of curved bottom—starting at the very edge. Open the doily—you've made a beautiful snowflake! Glue to center of box.

Suppose you ask Jeeves to take the Bentley into town and do some light shopping for this evening's dinner party.

Rock Cornish game hen, perhaps a '54 Chablis, and some little peas.

Assuming Jeeves likes his job, what kind of little peas do you think he'll bring home?

Good old Jeeves.

© GGCO. LE SUEUR Reg. U. S. Pat. Off.

TAKE A GADGET QUIZ

Know a lobster shucker from an orange peeler? An egg separator from a butter spreader? Better take our quiz. For these are gadgets that make wonderful stocking stuffers for the hard-to-please gourmets on your list. Or buy some for yourself to make cooking easier and more fun. Now on to the quiz. Simply match the gadgets shown in the photographs with the foods they go with in the sketches. Good luck and welcome to the wonderful world of whatchamacallits!

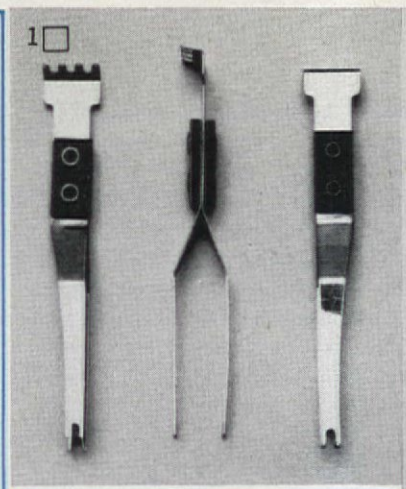







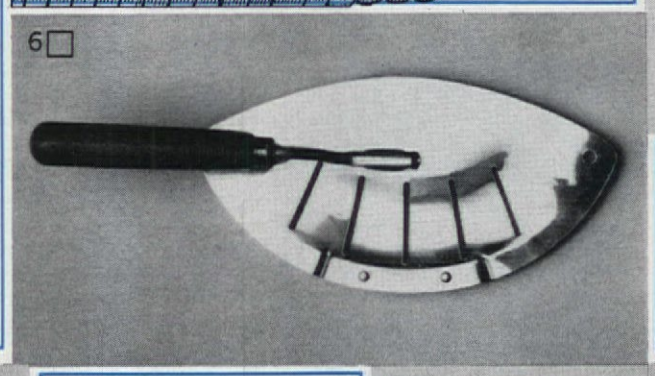

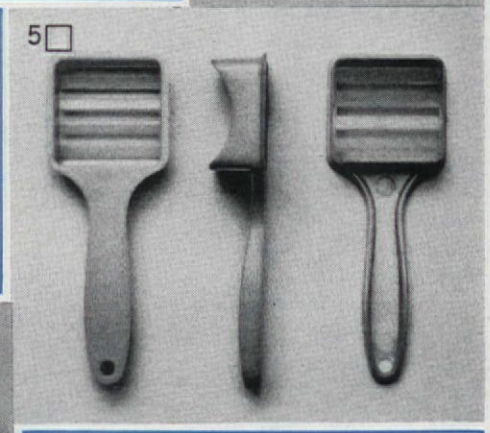



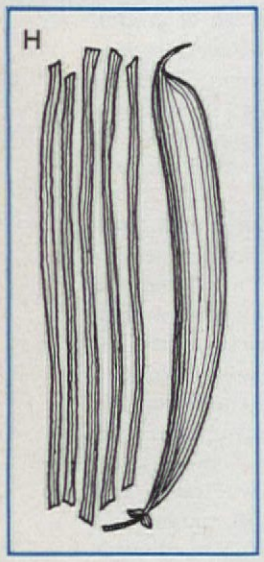





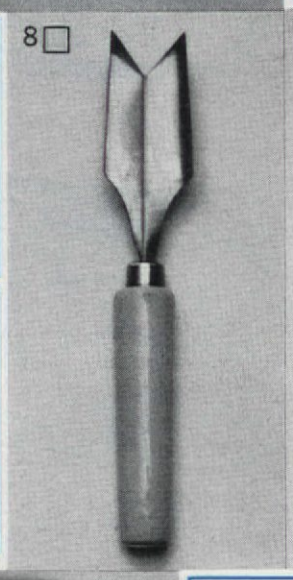





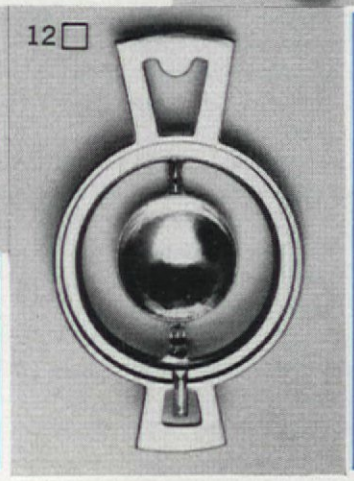



Answers and your score on page 94.

Otto Maya

WHY ARE BIG, BIG LOADS SUCH A BREEZE FOR THE NEW PHILCO WASHER?



Now Philco gives you a better way to wash. Gentler. More effective. And with far more room in the tub. You can actually wash as much as double the average load!

Philco calls this better way to wash "Blades of Water" action. A flexible water-impeller deep inside the washer makes 575 strokes a minute. Powerful surges of water go through and through the wash. These are the "blades" of the new Philco. They wash away the dirt, not the fabric.

HERE'S NEW CONVENIENCE. Philco's extra-wide Contour Top makes loading the easiest ever. Exclusive Philco Ball Point Balance automatically adjusts to off-balance loads, never shuts off in mid-spin. And with as many as four programmed wash cycles and two automatic soak cycles, you're ready for any washing job with a new Philco.

HERE'S NEW DEPENDABILITY. Philco has reduced structural and moving parts by 27%. Many common washer problems have been engineered right out of existence!

But, most important, here's a better way to wash. One that can handle even really big loads.

See it this week, and see the new Philco Dryer, too. Only Philco gives you Criss-Cross Tumbling for extra-safe, extra-thorough drying. And only Philco gives you "Blades of Water" action for the best washing job you've ever seen.

For the name of your nearest Philco Dealer, call Western Union by number and ask for Operator 25.

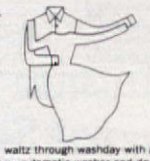

waltz through washday with a new automatic washer and dryer

PHILCO®
A SUBSIDIARY OF *Ford Motor Company*

TELEVISION • STEREO PHONOGRAPHS
RADIO • HOME LAUNDRY • RANGES
REFRIGERATORS • AIR CONDITIONERS
FAMOUS FOR QUALITY THE WORLD OVER®

He'll prize a *Taylor* gift!



Vega Barometer tells weather forecast with sensitive UNI/MAG® Movement; also room temperature. Smart beige plastic with gold trim. 9¾"x 4¼" #**6404, $9.95.**

Altair Combination Barometer tells weather forecast, room temperature and humidity. 7"x 3¾" chocolate brown, #**6503**, or off-white case, #**6502, $9.95.**

TAYLOR INSTRUMENT CO'S., Asheville, N.C.

A rare, hardy, easy-to-grow terrestrial orchid (habenaria) from Japan. Bulbs blossom the same year. One of over hundreds of unusual varieties and old favorites, in our big 60 page color catalog. Early order discounts . . . gov't inspected stock. A "must" catalog for every gardener.

FREE CATALOG

SPRING HILL NURSERIES, DEPT. E-21, TIPP CITY, OHIO

GIANT *Fringed* PETUNIAS

WAVED and RUFFLED MIXED
4" to 5" blooms in gorgeous solid and variegated colors, deeply fringed, beautifully veined. Send 10c in coin for big packet or 3 packets for 25c and illustrated Seed, Plant & Nursery Catalog. **CATALOG FREE**

R. H. SHUMWAY SEEDSMAN
Dept. 302 ROCKFORD, ILLINOIS 61101

HYPONeX®
Soluble PLANT FOOD Complete
Grows Better Plants in Soil, Sand or Water
Preferred by millions of users for over 25 years. Simply dissolve and water your house plants, garden flowers, vegetables, shrubs and lawn. Clean! Odorless! Feeds instantly. If dealer can't supply, send $1 for 10-oz. can, postpaid. Makes 60 gallons.
HYDROPONIC CHEMICAL CO., Copley, Ohio 44321, U.S.A.

20 MILLION TREES A YEAR!

Free CATALOG!
Including wholesale listings . . . Evergreen, Hardwood, Flowering, Ornamental, Fruit & Shade Trees, Shrubs, Rhododendron, Azaleas.

MUSSER FORESTS Box 1-L Indiana, Pa.

Burpee Seeds Grow®
See new Hybrid Flowers, Vegetables.
Write for the Burpee Seed Catalog **FREE**
W. ATLEE BURPEE CO., 360 Burpee Bldg.
Phila., Pa. 19132 Clinton, Iowa 52733 Riverside, Cal. 92502

***Look for the* AMERICAN HOME CHRISTMAS gift order card**
bound between pages 50 and 51 of this issue!

By Maxwell C. Huntoon Jr.

How to heat an addition

With the possible exception of paying the bills, there are few difficult problems involved in building an addition to a house. Any competent builder can do the structural work. New electrical circuits usually need only be connected to the existing service box. And plumbing for a new bath or kitchen is simply a matter of hooking up new pipes to old ones.

Heating the addition, however, can be something else again. It depends not only on the size of the addition, but on a number of other more or less complex factors, including its shape, location, and the existing heating system. Since these factors require expert and tricky calculations, the optimistic owner who tries to apply simple logic to them may find that (1) he has spent a lot of unnecessary money and (2) the addition is about as warm as a deep freeze.

Let's look at two examples of the most common types of addition: Owner A undertakes a major remodeling project, adding 50 percent to the length of his house. He reasons that since he has half again as much house he now needs half again as much heat. So he yanks out his perfectly good furnace and replaces it with one 50 percent larger. But at the end of the year, when totting up his fuel bills, he finds they have increased by 25 percent instead of the anticipated 50 percent. His sad conclusion: the old furnace could easily have handled the added load.

Owner B builds a much more modest addition—a study which juts out of the north side of his house. Its size is insignificant compared to the rest of the house, so he simply adds one radiator or register to his present heating system. Comes a cold windy night he shuts the door to keep out TV noises (which is why he built the study in the first place), starts to work on his tax return, and discovers that he is freezing. The next day a heating contractor, with the gleam of a profitable job in his eye, tells B that $300 will buy him a warm study.

The obvious conclusion is that a sensible man will consult a heating contractor *before* building his addition. And so he should. But most additions get replanned 20 or 30 times before they are actually built.

If every time your wife changes your mind you run to your friendly local heating contractor, he may take to running out the back door as you come in the front. If, however, you know some of the basic whys and hows of heating, you'll be able to do a certain amount of preplanning on your own. Then when your plans are solidified, you can talk to the heating contractor more intelligently and get maximum value for your money.

The first principle you need to know is that the amount of heat that must go into your addition depends on how much heat goes out of it; and this heat loss depends in turn on the amount of wall and ceiling area in the addition. Owner A's addition, for example, added 50 percent to the size of the house, but only 40 percent to the wall and ceiling area. Therefore, it required proportionately less heat than Owner B's addition, which added about 10 percent to the house, but 20 percent to the walls and ceilings.

Insulation is an all-important factor in figuring heat loss. Fully insulated walls will lose about 20 percent less heat than uninsulated walls, and a fully insulated ceiling or roof can cut heat loss up to 40 percent. Owner A's house had no insulation in its original walls and not very much in the original ceiling. But his addition was fully insulated (as every addition should be). Therefore, his 50 percent bigger house represented only a 30 percent greater heat loss.

Still another factor affecting heat loss is orientation. Sun shining on a wall heats it up, and so reduces its heat loss; wind blowing on a wall increases the loss. Owner A's addition was on the south side of the house, where it was in the sun during the day and protected from cold northerly winds. This explains why his theoretical 30 percent added heat loss cost him only 25 percent more in heating bills. But Owner B's study, sticking out as it did from the north side of the house, got no help from the sun and a licking from the wind.

If you've been paying close attention, you've noticed that no mention has been made of heat loss through the floor. The reason is that floors lose relatively little heat. If the addition is over a basement, it benefits from the heat of the furnace or boiler. If it is over a slab or crawl space, it will lose little heat through the floor because the temperature of the ground under a heated house tends to stabilize at about 50 degrees and is not exposed to wind. (Nevertheless, foundation walls of slabs or crawl spaces should be insulated—foamed plastic slabs stuck on with adhesive are best and insulation between the joists will help warm a floor over a crawl space.)

The second principle you need to know has to do with heat distribution: There can be a big difference between *how much* heat an addition needs and *when* it needs it. It's difficult to boil this down into a neat little phrase, so let's state it this way: If the addition is essentially an enlargement of the existing house, it will require heat at the same times as the house. If it is a more or less separate room or wing, it may require heat at very different times.

To see how this idea affects the load on your heating system, let's apply it to our two friends, A and B. Assume that A's addition included an extension of his original living room, a new dining room, and an eating area for his old kitchen. All this space is open to the original house, so the temperatures of the old and new sections will tend to equalize. The house will require more heat because it is bigger, and it will require it all at the same time. Hence A needs only to add more radiators or registers to his present system. Also his present thermostat will give adequate control.

B is not so lucky. His addition, while much smaller, is really a separate wing. It has a much higher proportionate heat loss than A's addition, and, being separate from the rest of the house, doesn't benefit from the heat pumped into the main living area, particularly when B shuts the door. Thus, it needs heat more often.

Now we can account for a gleam in the eye of B's heating contractor. B's study will need its own heating zone and thermostat. (It won't help him to put in a bigger radiator; this would merely make the room too hot in between periods of being too cold.) Just how much the zone will cost depends on what kind of heating system B has. We'll look into this later.

Distribution becomes even more critical if the addition has several windows and, perhaps, a sliding glass door. On a sunny day in midwinter such an addition is like a greenhouse; it can get so hot that windows must be opened. But on nonsunny days the area will need more heat than usual.

Before leaving the subject of heat loss, let's consider briefly a special type of addition: the finished attic. From the point of view of heating, this can be the biggest bargain of all.

In a one-story house, the ceiling is the area of greatest heat loss. Obviously, a second floor placed over that ceiling benefits from that escaping heat. If the original was fully insulated, the amount of usable heat reaching the second floor will be small, although it will make the floor above comfortably warm. But if the original ceiling had little or no insulation in it, and if you insulate the ceiling or roof above the second floor, the result could, in some cases, be a 50 percent increase in house area with virtually no increase in fuel bills.

Now let's turn to the problem of the enlarged heating system. Its final design involves things like square feet of radiation, cubic feet per minute, and btu's per hour—calculations that belong in the hands of a competent heating contractor. But a few basic facts will give you an idea of how difficult or easy it will be to add to your present system.

If the addition is an expansion of the original house, like Owner A's, there should be no problems with any type of heat. The only question is whether or not the system is big enough to handle the added load.

An addition like B's, however, which often demands heat when the rest of the house doesn't, takes a little more doing. Just how much more depends on what kind of heat the house already has.

Hot water heat presents the fewest difficulties. A pair of electric zoning valves and a separate thermostat will give the addition its own heating zone, and should cost only about $100 above and beyond the cost of new radiators and pipes.

With warm air heat, zoning is more difficult. A gadget called a motorized bypass damper, which costs between $100 and $200 installed, will usually work well for bigger additions, but in smaller wings like B's it may make the furnace go on and off so often that it cuts down the efficiency of the burner, thus raising operating cost.

An old-fashioned steam system is an unmitigated pain in the neck when it comes to separate heating zones. Very few heating contractors recommend a method that circulates hot water directly from the boiler through the radiators; this system will cost around $100. But most contractors insist on something called an arm heater, which takes lots of pipe and fittings and costs a couple of hundred dollars at the least.

The final question concerns the capacity of the present heating system. To some extent this is a cut-and-dried proposition: A boiler or furnace will put out just so much heat and no more. If your addition requires more you'll have to put in either a bigger unit or a separate smaller one for the addition alone.

But there's one thing in your favor: Since the majority of houses are built with more heating capacity than they need, their systems will thus take a bigger load. A heating engineer can give you precise figures. Meanwhile, remember this: If it's a close decision as to whether or not the old system will take the new load, chances are that it will.

If a brand-new heating unit strains your budget to the breaking point, there are two other less expensive ways to add capacity and provide zoned heating at the same time. (Both systems are best used in small additions only.)

Electric heating will be satisfactory if (1) the addition is fully insulated and (2) your local electric utility will give a rate for heating of about 1½c per kilowatt hour or less. (Be sure to check on that rate with your local utility before going ahead.) Your heating bills may be somewhat higher than they would be with gas or oil heat, but the extra cost will be spread out over many months, and the cost of installation will be well under that of a new furnace.

Room gas heaters fit inconspicuously into the wall. They are safe and efficient, although more costly to buy than some other units. And if you live in an area served by natural gas, your operating costs should be no more than with a conventional heating system that would cost more to install.



CALIFORNIA AVOCADO ADVISORY BOARD

For conversation, compliments, and grateful guests, start your party with this easy-to-do, impossible-to-resist first course. Wrap California avocado slices in wafer-thin chipped beef, Virginia ham, or prosciutto. ❀ Or make bite-size appetizers with the same combination. Cube your avocado, wrap in smaller pieces of meat, and toothpick together. ❀ Just remember to let your California avocados ripen at room temperature, serve only when they yield to gentle pressure, and serve them often. ❀ More savoir fare? Write for free serving suggestions—Box 336-G, Costa Mesa, California.

Avocados from California come in two colors: black or green

Designer: John Howard Gamble Photographer: Lyman Emerson Information: Elizabeth C. Robinson

SHAPE CAN PERSONALIZE YOUR KITCHEN

An area of unusual shape was the key to the uniquely individual design of this functional kitchen

Here's proof that you don't need to be tradition-bound in your kitchen. This pleasant kitchen-family room in Pebble Beach, California, owes much of its personality to its odd shape. Because the owners used that shape in designing the kitchen, they now have a room that is efficient, workable, and distinctly personal. So if the layout of your house dictates a kitchen of unconventional shape, or if you want one that way, be bold! Capitalize on that shape. Let it help make yours a kitchen that's uniquely your own. Remember these important kitchen planning rules: You need well-defined work centers arranged for convenient work flow, adequate counter space, and plenty of storage area.

This inviting area, once the kitchen and pantry of an old home, was remodeled with an eye to retaining the charm of that home. Its wandering outlines were a perfect foil for subdividing the room into workable activity centers—cooking and clean-up, laundry, and dining and entertaining. Coordinating all these areas is the lavish use of teak in cabinets and woodwork, custom mosaic tile for counters and surface cooking top, the accent of copper in hoods and staircase supporting rods, and sleek slate floors throughout.

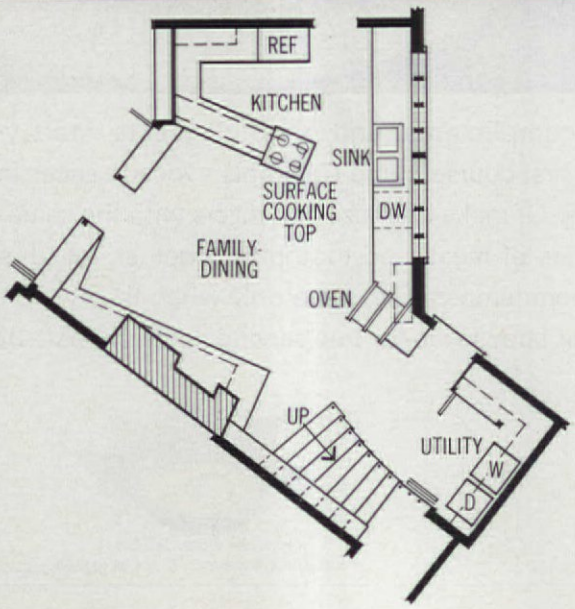

A new kind of dishwashing performance from Frigidaire

Frigidaire Custom Imperial

SUPER-SURGE

DISHWASHER

Dishes come clean as a whistle! Exclusive Super-Surge Washing Action cleans dishes with powerful, vigorous surges of washing power. Washes *up and down* through both racks. Reaches into every corner of the dishwasher. Sanitizes too!

Ends hand rinsing once and for all! Just shake off the large scraps, then load. A special high speed pump gets rid of remaining food particles. Separate "Rinse & Hold" Cycle lets you rinse now—wash later.

Special care for pots and pans! Push the "Pots & Pans" Cycle button. 43 minutes of Super-Surge Washing Action handles even the heaviest food soil. Redesigned racks hold pots, pans, odd-shaped items.

Amazingly quiet operation! Enjoy hi-fi or make a long distance call from the kitchen phone while this one's running. Whisper-mounted pump, extra-thick insulation, quiet reversing motor drain, make the difference.

No installation is required with this Frigidaire dishwasher. Wide selection of models including under-counter plus a choice of 3 Frigidaire colors or white.

For best performance in your Frigidaire Dishwasher, use a special dishwasher detergent like Cascade. Cascade furnishes a free, full-size sample for each new Frigidaire Dishwasher and shares the cost of this advertisement by mutual agreement.



See it now at your Frigidaire Dealer!

FRIGIDAIRE **DISHMOBILE**

PRODUCT OF GENERAL MOTORS

Now Possible to Shrink and Heal Hemorrhoids Without Surgery

Only Preparation H Contains New Healing Substance That Can Shrink Hemorrhoids Without Surgery And At Same Time Relieve Itching and Pain.

A world-famous research institute has discovered a new substance which now makes it possible to shrink and heal hemorrhoids *without surgery*. It stops itching and relieves pain in minutes, then speeds up healing of the sore, injured tissues all while actual reduction (shrinking) takes place.

Tests conducted under a doctor's observations proved this so. And most amazing of all, this very striking improvement was maintained over a period of many months.

In fact, results were so thorough, sufferers were able to make such statements as "Piles have ceased to be a problem." Among these sufferers were a very wide variety of hemorrhoid conditions, some of 10 to 20 years' standing.

All this was accomplished without the use of narcotics, astringents or anesthetics of any kind. The secret is the remarkable new healing substance (Bio-Dyne®) which quickly helps heal injured cells and stimulates regrowth of healthy tissue again. It is offered in *ointment* or *suppository* form called Preparation H®.

In addition to actually shrinking hemorrhoids, Preparation H lubricates and makes elimination less painful. It helps prevent infection which is a principal cause of hemorrhoids. Just ask for Preparation H Ointment or Preparation H Suppositories (easier to use away from home). Any drug counter.

FIGHT BIRTH DEFECTS

Join MARCH OF DIMES

STATEMENT OF OWNERSHIP, MANAGEMENT AND CIRCULATION

(Act of October 23, 1962; Section 4369, Title 39, United States Code)

1. Date of filing: October 1, 1965.

2. Title of Publication: THE AMERICAN HOME.

3. Frequency of issue: Monthly except Summer (July-August) and Winter (January-February) issues. 10 issues per year.

4. Location of known office of publication: Independence Square, Philadelphia, Pennsylvania 19105.

5. Location of the headquarters or general business offices of the publishers: Independence Square, Philadelphia, Pennsylvania 19105.

6. Names and addresses of publisher, editor, and managing editor:
Publisher: John L. Collins, Manhasset, New York.
Editor: Hubbard H. Cobb, New York, New York.
Managing Editor: Helen De Motte, New York, New York.

7. Owner (*If owned by a corporation, its name and address must be stated and also immediately thereunder the names and addresses of stockholders owning or holding 1 percent or more of total amount of stock. If not owned by a corporation, the names and addresses of the individual owners must be given.*)
The Curtis Publishing Company, Independence Square, Philadelphia, Pa. 19105
C. W. Bok, Camden, Maine
Mary Louise Curtis Bok Foundation, Philadelphia, Pa.
Cary William Bok, Edith Evans Braun & Derek Curtis Bok, Tr. of the Locust Trust, Philadelphia, Pa.
Cary William Bok, Edith Evans Braun & Derek Curtis Bok, Tr. of the Swastika Trust, Philadelphia, Pa.
Trustees U/W of C. H. K. Curtis, Philadelphia, Pa.
Friends of the Curtis Institute of Music, Inc., Philadelphia, Pa.
Mary Curtis Zimbalist, Philadelphia, Pa.
Bache & Co., Incorporated*, New York, N.Y.
Francis I. Du Pont & Co.*, New York, N.Y.
Merrill Lynch, Pierce, Fenner & Smith, Inc.*, New York, N.Y.
Goodbody & Co.*, New York, N.Y.
H. Hentz & Co.*, New York, N.Y.
Paine, Webber, Jackson & Curtis*, New York, N.Y.
Walston & Co., Inc.*, New York, N.Y.
*Held for account of customers.

8. Known bondholders, mortgagees, and other security holders owning or holding 1 percent or more of total amount of bonds, mortgages or other securities:
The Mary Louise Curtis Bok Foundation, Philadelphia, Pa.
Trustees of The Caledonia Trust, Division A, Philadelphia, Pa.
Trustees of The Caledonia Trust, Division B, Philadelphia, Pa.
Keystone Custodian Funds, Inc., Boston, Mass.
Miriam Boyd Parlin, Englewood, N.J.
C. W. Bok, Camden, Maine
Trustees U/W of C. H. K. Curtis, Philadelphia, Pa.
The First National Bank of Boston, Boston, Mass.
The First Pennsylvania Banking and Trust Company, Philadelphia, Pa.
The Philadelphia National Bank, Philadelphia, Pa.
Franklin National Bank, Mineola, N.Y.
Bank of The Southwest National Association, Houston, Houston, Texas
Union Bank, Los Angeles, Calif.

9. Paragraphs 7 and 8 include, in cases where the stockholder or security holder appears upon the books of the company as trustee or in any other fiduciary relations, the name of the person or corporation for whom such trustee is acting, also the statements in the two paragraphs show the affiant's full knowledge and belief as to the circumstances and conditions under which stockholders and security holders who do not appear upon the books of the company as trustees, hold stock and securities in a capacity other than that of a bona fide owner. Names and addresses of individuals who are stockholders of a corporation which itself is a stockholder or holder of bonds, mortgages or other securities of the publishing corporation have been included in paragraphs 7 and 8 when the interests of such individuals are equivalent to 1 percent or more of the total amount of the stock or securities of the publishing corporation.

10.	Average No. Copies Each Issue During Preceding 12 Months†	Single Issue Nearest to Filing Date
A. Total No. Copies Printed (Net Press Run)	3,621,800	3,632,000**
B. Paid Circulation		
1. Sales Through Dealers and Carriers, Street Vendors and Counter Sales	599,505	515,163**
2. Mail Subscriptions	2,758,235	2,869,571**
C. Total Paid Circulation	3,357,740	3,384,734**
D. Free Distribution (including samples) by Mail, Carrier or Other Means	56,276	57,686**
E. Total Distribution (Sum of C and D)	3,414,016	3,442,420**
F. Office use, Leftover, Unaccounted, Spoiled After Printing	207,784	189,580**
G. Total (Sum of E & F—should equal net press run shown in A)	3,621,800	3,632,000**

†July 1, 1964 through June 30, 1965
**June, 1965 issue

I certify that the statements made by me above are correct and complete.

John L. Collins
Publisher

LIGHT UP YOUR HOME FOR CHRISTMAS

Both inside and outside your home, you need a focal point for your Christmas decorating. The main element inside is generally your tree. Outside it might be a tree, a front-door decoration, or a yard scene. You can *plan* your focal point, but good lighting will *make* it your focal point. Other lighting ought to be secondary, subdued in favor of the center of interest. And don't feel you *must* use every string of lights you own. Plan your display. Light it. Then stop. Otherwise you'll be running the risk of making your decorative idea look gaudy and overdone.

Of course, the smaller items in your display should be well lighted, too, but they shouldn't compete for attention with the main feature. This only detracts from the focal point and confuses the eye, which tries to take in everything at once.

Tree decoration. Outside and inside, the same rule for selecting the right number of lights to use applies to trees. Multiply the approximate height and width of the tree. Then multiply the answer by three. This will give you the number of lights that will look just right on the tree. For example, a tree seven-feet high and five-feet wide should have about 105 lights to look its best.

The best type of lights are on what's called a *multiple* type string. When one light burns out, the others remain lighted. On the less expensive *series* type string, one bad bulb will put the entire string out.

Before you put up last year's string always inspect it for signs of wear: frayed cords, exposed wires, broken sockets. And test the string before you stretch it on the tree.

Begin decorating the tree with lights, starting at the top, and working from the inside out to the branch tips. Then attach the other decorations, starting again at the top.

Always be sure a new string of lights has the UL (Underwriters' Laboratories) approved label, and make certain you buy only outdoor lights for outdoor use. It's also a good idea to use washer rings or gaskets over all bulb sockets to keep out tinsel and needles on an inside tree, and water on an outside tree.

Wiring. Never use anything but insulated staples to tack wiring around a molding or over a door. For outdoor use, buy wiring and plugs specified for outdoors. The best source of power is a weatherproof outdoor receptacle. If you have none, by all means do not run the wire across a windowsill and close the sash on it. Take a 1x3 that's long enough to fit across the window opening. Bore a hole for the wire in the 1x3, lay the 1x3 across the bottom of the window and close the sash on it. You can then run an extension cord from an indoor outlet through the hole in the 1x3. Incidentally, when working on your outdoor lighting, be sure to turn the power off first.

Spots and floodlights. Use spotlights to pick out and illuminate a particular wreath or bush or portion of your home. Use the floods for more diffused, general lighting of an area. Since the idea is to see what's being lighted and not the light source, try to position the holder and bulb so that it's hidden from view. If there's no place to put it but on your lawn, you might shield it with a small wooden frame covered with fir boughs. Many types of holders are available, including one with an attached, rotating color disc. It's a good investment, since you can use it to light your yard year round or illuminate your garden in the summer or to highlight favorite plantings.

At least one major manufacturer, When-Mac Division of American Machine and Foundry, is producing a new and unique kind of outdoor floodlighting system. Since it's operated on only 12 volts, you can handle the wiring in any weather without danger from shock. The wire can be buried, left on the ground, or covered with snow. Moreover, special floodlights that come with the set can be clipped onto the wiring about as easily as pinning a towel to a clothesline. If you want to move a light for any reason, you simply unclip it and reclip it at a new point along the way.

The low voltage is produced by an in-line transformer that turns the normal 110 volts in your household current to 12 volts required by the lights. In addition, the transformer has a 24-hour automatic timer.

The entire system has been given Underwriters' Laboratory approval. The weatherproof lights are sealed-beam types just as in your car. Interchangeable lenses for lights come in clear, amber, green, pink, blue.

A GUIDE TO GOOD

LIGHTING

IN YOUR HOME

By John H. Ingersoll

It's 9 PM; 15 minutes ago, you started a good spy novel. Slowly, almost imperceptibly, you feel drowsiness coming on. In a few minutes, you will be asleep. Upstairs, your teen-ager is unable to keep his attention on his lessons. In both episodes, the fundamental problem is simply *poor lighting*.

Reading in the glow of an undersized light puts a strain on your eyes. Studying by a bright light in an otherwise dim room is also uphill work for your eyes. There's too much contrast between light and dark. The pupils of your eyes constrict to read the bright pages of the textbook, then dilate to pick out objects in the room, then constrict again when you look back to the desk. The cure is very simple. Turn on all the lights in the room so that illumination around the desk balances with light on the desk.

Poor lighting in any form can be annoying and frustrating. But is it harmful to your eyes? *American Home* asked Stanley F. Maer, O.D., Chairman, Committee on Occupational Vision, American Optometric Association: "As far as we know at present, poor light will *not* hurt the eyes physically. For example, if you have a mild case of myopia (nearsightedness) the condition would be unaffected by reading in poor light. But we do know that visual efficiency decreases in a poor light."

You probably think the lighting in your home is entirely adequate. It may or it may not be. There is no such thing as too much light in a home, although there may be incorrect lighting that produces uncomfortable glare. There are from 16 to 20 places in the home where specific lighting for a specific purpose is needed.

Consider your rooms and their requirements: The master bedroom could use two lamps on the dressing table, one reading lamp by the bed, one by a lounging chair, plus a pair for a desk—say 3 to 5 lamps for each bedroom. The living room should have at least one lamp for each furniture grouping plus one for a desk—a total of 4 to 6 lamps. The same number could easily be used in a family or recreation room. In addition, the adequately lighted home usually has some type of permanent wall or ceiling fixture in every room, every closet, over stairwells, and outside the entry.

One of the basic concerns in proper lighting can be summed up in the word *balance*. It means combining general illumination with local or task lighting. If you're reading, for example, a good table lamp will shed the right light on your book while light from other sources should produce general illumination so your eyes aren't jarred when you look up.

Good lighting involves four things: the correct diffuser (the glass or plastic shield around the bulb), shade, good positioning of the light source, and the right amount of light.

Diffuser. A translucent diffuser is right for most ceiling fixtures, a few wall units, and nearly all portable lamps. Protect incandescent bulbs with diffusers of flashed opal, ceramic-enameled glass, or vinyl or acrylic discs. Don't cover incandescents with either etched crystal or frosted glass diffusers. They only hide the bulb when it's turned off. You can use frosted glass, though, with fluorescent lights.

You'll find that many quality lamps will have some type of diffuser. Many of them will be bowl-shaped. These are adequate, as long as the lamp is high enough to keep the bulb's glare from your line of vision.

Lamps with shallow shades generally have plastic diffusing discs below the bulb and opaque shields above. The shield above is sometimes perforated to direct a portion of the light toward the ceiling. Unfortunately, light from the perforations tends to produce glare, as well.

Quality hanging or pulldown fixtures have diffusers below the bulb, but above the bottom of the shade. The top of the shade is open. Lamp specialty shops can supply the proper diffuser if your lamp lacks one.

Shades. Exceptionally deep and very narrow shades are often quite striking from a decorative standpoint. But they usually rate pretty low as an aid to good lighting. The ideal shade is 16″ wide at the base, narrows to not much less than 15″ at the top, and is positioned so the bulb is within an inch or so from the bottom of the shade. The inside of the quality shade is lined with reflective material.

On a lamp that's going to see duty as a source for general light and reading or studying, a shade that is semitranslucent will probably make you most comfortable. Close work, such as sewing or model-making calls for dark, and sometimes opaque, shading. You should never see the glare of the bulb through shade material.

Position. When you're seated, the bottom of the shade on a lamp alongside or in front of you should be at eye level. If you use a floor lamp or a tall table lamp, it should be beside you, slightly behind your shoulder. The shade base ought to be an inch or so above your head. If it's too high, you get glare from the bulb. If it's too low, you get no light on the book. The goal is to shed light on your book but not across your eyes.

The right position also remedies an important roadblock to good lighting—shadow. If you are writing lefthanded, for example, local light should come from your right, so the shadow of your hand doesn't cross your work.

Quantity is the fourth factor in good lighting. Choosing the bulb with the right output depends, quite naturally, on how you intend to use the light. For some detailed information on selecting the correct light bulb, see page 88.

Do we have to pay for new wiring to get good light? Not necessarily. Your home may need only two or three more portable lamps. These could probably connect to existing wall outlets. Perhaps stronger bulbs are all that's required. If your plan calls for permanent fixtures, the electrician may be able to extend wiring now in the walls at little cost.

Here's one way to find out. If you have 150- or 200-amp wiring (indicated on the fuse box or the distribution panel where the fuses or circuit

(continued)

Dr Pepper

Hot Dr Pepper

Bright as a holiday songfest, warm and wonderful as a crackling fire. It's Hot Dr Pepper—a festive way to welcome friends and guests. Just heat Dr Pepper or (if you're a calorie counter) Diet Dr Pepper in a saucepan until steaming hot. Then pour over thin slices of lemon in your favorite cups. It's the happiest holiday idea yet.

Dr Pepper Company, Dallas, Texas, 1965

(continued) breakers are located) it's a good bet the wiring in your house can be extended to serve new fixtures. If it's 100 amps, you may be able to extend the wiring. Less than 100 amps and you may have to add new circuits *and* up the amperage, which will run into higher costs. An adequately lighted, three-bedroom home requires approximately 6000 watts or 50 amps for lighting purposes alone without serving all the usual electrical appliances.

You might also want to consider such refinements as dimmers (easily added to existing wiring), remote-control switches (for new homes primarily . . . needs complete rewiring on a remodeling job), or electronic eyes (to flick on yard lights at dusk and turn them off at dawn, for example).

Why do fluorescents cost more than incandescent bulbs? They don't when you match performance. True, a 40-watt tube costs more than a 40-watt bulb. But (1) the fluorescent delivers three times the light of its incandescent equivalent, (2) the fluorescent, therefore, draws less power, and (3) it generally lasts twice as long.

When you choose a fluorescent, pick the deluxe warm-white type. Its light is considered most flattering and more nearly resembles the light from incandescent fixtures.

Are high-intensity lamps worthwhile? Yes, but only when they are used correctly. Remember that the light from these powerful little lamps is undiffused. Never position one so you see the bare bulb, and remember to move it around until you're sure no reflected glare hits your eyes. Always fill your work area with good general lighting before turning on the high-intensity lamp. Reading at night only by the light of a high-intensity lamp will bring on eye fatigue, and may give you a headache.

On the plus side, high-intensity lamps, when used properly, are very effective, producing sharp definition between light and shadow (ideal for precise work such as model making) and accurate color definition (good for sewing a dark fabric).

How good are long-life bulbs? Any bulb advertised for a "lifetime," "5,000 hours," or "5 years" isn't going to deliver much light. And don't depend on wattage as a guide. Wattage only indicates the amount of electricity needed to light the filament. The output of light depends on the construction of the bulb and its coating. A 60-watt long-life bulb may put out only 40 percent of the light produced by a standard 60-watt bulb. (A standard 60-watt bulb lasts about 1000 hours.) However, a long-life bulb will generally last as long as claimed. They could be useful in a high-ceilinged hallway where light for safety's sake is needed and where changing bulbs is troublesome.

One U.S. manufacturer, Duro-Test Corporation, is now producing a line of general-service bulbs called Duro-Lite that are guaranteed for 2500 hours or one year. Output is about 90 percent of that turned out by standard bulbs.

The best time to plan for adequate lighting is before construction of a new home. If extra wiring is needed, the cost is minimal. But if you buy a home based on a development model, the builder will usually change his plans to put in adequate fixtures and wiring if you pay for the changes.

Where's the best place to get more advice on lighting? For the best free advice, try your electric light and power company. Many of the nation's utilities have specialists on their staffs who are glad to discuss your lighting plans with you. Some of these people may also visit your home to make more specific suggestions. A number of companies have special programs set up to help you. For example, the Philadelphia Electric Company has a miniature model of a house in their main office. With lights placed strategically in the model, the company can show you how an adequately lighted home compares with a home that is getting by with below-average lighting.

In addition, booklets on lighting are generally available from bulb manufacturers for the cost of mailing. If you want the light in your home custom-planned, and you're willing to pay for it, get help from a professional lighting designer or consultant.

Tips on bulbs. Here's a list of everyday tasks around the home, and the bulb requirements best for each:

Easy reading such as newspapers or magazines with large type: 150 watts, in a single or three-way bulb if the lamp is on a table beside you; 250 to 300 watts if it's a floor lamp placed behind you.

Difficult reading: 250 watts in a lamp next to you, 300 watts in one behind you.

Letter writing: 150 watts.

Studying at a desk: 200 watts, ideally divided between two lamps with 100-watt bulbs. Lamps should be positioned to the right and left of the immediate work surface. Or use a 30-watt fluorescent in a reflecting fixture 15" to 18" above the work surface.

Hand sewing: 300 watts, with the possible addition of a 75-watt undiffused bulb in a bullet fixture if the work is very difficult to see. (A high-intensity lamp would serve well here.)

Machine sewing: 150 watts, with the possible addition of undiffused light for difficult work. Or a 15-watt fluorescent fixture about 15 inches above you.

Handicrafts: 150-watt bulb. Or an otherwise undiffused 150-watt, silvered-bowl bulb. Or a 40-watt fluorescent, about 48 inches from work surface.

Washing dishes: two 25-watt fluorescents above sink, behind a faceboard, or mounted in a recessed fixture. Also two 75-watt inside-frosted incandescents.

Shaving or applying makeup: A 20-watt fluorescent or two 40-watt incandescents on either side of the bathroom mirror, and definitely behind diffusers, plus two 15-watt fluorescents or two 40-watt incandescents above.

General household lighting: Seldom does it make much sense to use less than a single 60-watt bulb for any *useful* purpose in the home. A ceiling fixture in a room up to 125 square feet should have one 100-watt bulb, or three 40-watt bulbs. In a room up to 225 square feet—four 50-watt bulbs, or five 40-watt bulbs. Above 225 square feet, use built-in valance, cornice, or wall-bracket fixtures. The rule for wall fixtures is a foot of channel (length of fluorescent tubing) for each 15 square feet of floor area.

Happy Evergreens

(continued from page 49)

that will grow best in your area.

Following is a breakdown of major evergreen trees and their most popular species. The zone given for a particular tree is its northernmost limit. Since hardiness is dependent on many factors, however, experiment if you like. We have often seen trees listed as "hardy to zone 7" grown successfully in protected locations further north. Talk with a reliable local nurseryman about named varieties that are best suited to your climate.

THE FIRS *(Abies)*

They make excellent Christmas trees and are best for indoor decoration, because they hold their needles on cut branches better than spruces. They thrive in moist, well-drained soil, and a cool, humid climate.

Balsam fir *(Abies balsamea)*. It's the most familiar Christmas tree, native to the Northeast. Not long-lived in cultivation; unsatisfactory in low elevations. Give it moist, cool spot and it will form a pyramid to 60 feet.

Greek fir *(A. cephalonica)*. It grows to 90 feet. Low-branching habit. Needs protection from winter sun. Hardy in southern New England.

White fir *(A. concolor)*. One of the finest firs, it will grow to 120 feet if conditions are ideal. It's hardy in zone 4, drought- and heat-resistant. It wants fertile soil and mulch.

Momi fir *(A. firma)*. A stiff-needled tree that will make dense growth. Hardy in the North Central states and southern New England.

Korean fir *(A. koreana)*. Has three-inch-long violet-purple cones. It's hardy in New York and New England.

Nikko fir *(A. homolepis)*. A symmetrical tree colored rich green. Give it lots of room. Hardy in zone 4.

Nordman fir *(A. nordmanniana)*. A beautiful tree that needs winter protection from wind and sun north of Philadelphia. Makes dense growth.

Spanish fir *(A. pinsapo)*. Long, purplish-brown cones. Protect in southern New England and Midwest.

Veitch fir *(A. veitchi)*. Very hardy (zone 3). Small, blue-purple cones.

THE CEDARS *(Cedrus)*



Large, handsome trees that need plenty of room to develop and well-drained soil. Broadly pyramidal.

Atlas cedar *(Cedrus atlantica)*. Not reliably hardy north of New York, preferring the milder climate of the Southeast. Has spreading branches and may reach 120 feet.

Blue Atlas cedar *(C. atlantica glauca)*. The form with the beautiful blue foliage. Try it south of Philadelphia and in protected spots North.

Deodar cedar *(C. deodara)*. Hardy to zone 7, it has five-inch cones and dark blue-green leaves. 150 feet.

Cedar of Lebanon *(C. libani)*. A mild-climate tree, although it has been successfully grown in Massachusetts. Will attain 100 feet.

FALSE CYPRESS *(Chamaecyparis)*

Frequently planted, hardy evergreen trees. Protect from wind and give slightly acid, moist soil.

Lawson false cypress *(Chamaecyparis lawsoniana)*. It's available in many beautiful forms but needs a moist, mild climate. Well suited to northern California, the Northwest and Central states. It's pyramidal in form and tall with bright green, drooping foliage.

Hinoki false cypress *(C. obtusa)*. A very attractive tall tree with dense, dark green foliage. Hardy.

CRYPTOMERIA *(Cryptomeria)*

When mature they are handsome, pyramidal trees. Give them moist, fertile soil, and plenty of room. Protect in southern New England.

Japanese cryptomeria *(C. japonica)*. Has reddish-brown bark and spreading or drooping branches. It likes a mild, moist climate and may reach 125 feet. Lobb's cryptomeria *(C. japonica lobbi)* is a hardier form.

THE HOLLIES *(Ilex)*

Among the most ornamental broad-leafed evergreens mentioned here because of their winter foliage and berries prized for Christmas decorations.

Tree hollies range in height from 30 to 70 feet and will grow in sun or part shade. Soil should be slightly acid, light, well-drained, and humusy. Protect from hot summer sun. For a good crop of berries you need a male and female plant of the same variety.

English holly *(Ilex aquifolium)*. One of the most beautiful (continued)

BIG WINTER ISSUE COMING UP

What better way to see what's up in '66 but to glean the pages of our big Winter issue! Buying a new house? Read what builders are doing in the way of new designs and materials. See a new concept in a custom-built house. Planning a garden? Feast your eyes on the breathtaking flowers for '66. Plant a garden that's as beautiful in the fall as in springtime. Where to start decorating your home? See what happens when you start with lovely carpeting, use one dramatic print. All this *plus* exciting recipes for the New Year.

We've a new edition in our family.



And we're proud as can be. Because our newest decorating book, *How To Make Your Windows Beautiful*, looks like a runaway best seller.

But then, why not? It has more of everything you've liked about our other window books. More than 80 pictures of imaginative room settings in full color. Detailed sketches and pictures showing alternate ways of treating particular windows. Fresh ideas on color. How-to information on planning, measuring and making draperies. Plus a few tips on choosing drapery hardware (we couldn't resist).

There's just one problem. Our new 76-page book is so complete that you'll know almost as much about window beauty as we do. But that's the price of authorship. The price of our book? Just 50¢ and the coupon below. Or buy one at your Kirsch dealer's.

Kirsch
DRAPERY HARDWARE

KIRSCH DRAPERY HARDWARE, Dept. A-1265, Sturgis, Michigan
I want to become a window decorating authority, too. I'm enclosing 50¢ for your newest book on the subject.

NAME_____
ADDRESS_____
CITY_____ STATE_____ ZIP_____

Be an expert with tapes and trimmings

Decorate packages with colorful "Scotch" Gift Tape. Keeps boxes flat for out-of-town mailing.

"If you'd used 'Scotch' Gift Tape, you wouldn't have those lumpy packages!"

Tough, durable "Scotch" Package Sealing Tape keeps cartons intact through wind, sleet, storm!

"Beautifully sealed, Dear. All you forgot was the gift."

warmer parts of zone 5 and the West coast. Fertile, moist soil.

THE PINES *(Pinus)*

They are among the most beautiful and easily recognized evergreens. They require a sunny location and thrive in a dry, sandy soil poor in organic matter.

Canary pine *(Pinus canariensis)*. For mild climates (zone 8), dry soil. It will grow to 80 feet. Foliage is light green in color.

Swiss stone pine *(P. cembra)*. This is a very hardy (zone 2), slow-growing pine, to 75 feet. Forms a beautiful, densely branched pyramid.

Limber pine *(P. flexilis)*. A very slow-growing tree, to 75 feet, and very hardy. Beautiful when mature.

Himalayan pine *(P. griffithi)*. Given plenty of room it will develop into a majestic tree, 75 to 100 feet tall. Zones 9 to 6.

Eastern white pine *(P. strobus)*. Well-known and hardy in zones 9 to 3, this is a big, broad tree with attractive blue green foliage. *Fastigiata* is more narrow in habit.

Japanese red pine *(P. densiflora)*. A popular subject for bonsai in Japan, it will grow to 6 feet in the garden. Hardy in zones 8 to 5.

Korean pine *(Pinus koraiensis)*. A 50-foot pyramidal tree with dark green foliage. Hardy in zone 4 and part of zone 3.

Austrian pine *(P. nigra austriaca)*. To 75 feet or more, it has spreading branches, dark green needles. Hardy.

Japanese white pine *(P. parviflora)*. A small, asymmetrical tree that will hold its cones for several years. Hardy in zone 5.

Red, or Norway pine *(P. resinosa)*. A very hardy tree (zone 2) quite tall, with spreading branches, long and soft needles. Needs full sun.

Japanese black pine *(P. thunbergi)*. Branches are slightly pendulous, its foliage is dark green. It does well along the Eastern seaboard. From 60 to 90 feet tall.

THE SPRUCES *(Picea)*

Most are hardy trees, pyramidal in form. They will grow in part shade and have drooping cones. They are shallow-rooted so plant in light, well-drained, moist soil. Spruces make handsome Christmas trees but tend to become thin with age.

(continued) hollies with many hybrid forms, some of which can be grown in the North. Ranges from 20 to 80 feet tall.

Narrowleaf English holly *(I. aquifolium angustifolia)*. A most elegant tree with shiny green leaves and green or purplish bark.

Dahoon holly *(I. cassine)*. Primarily for the South, it grows to 35 feet producing large crops of red berries. It prefers acid soil.

Lusterleaf holly *(I. latifolia)*. A lovely, large-leafed tree, to 60 feet. Grows best in the Southeast, zone 7.

American holly *(I. opaca)*. A compact, roundheaded tree that reaches 50 feet or more. Hardy varieties can be grown anywhere but in the coldest states. The variety *xanthocarpa* has yellow berries.

Perny holly *(I. pernyi)*. Small, spiny leaves and an open growth habit. Hardy to Boston. To 25 feet.

Yaupon holly *(I. vomitoria)*. A small tree, to 25 feet, mainly for the South (zone 7). The leaves are oval and have scalloped margins. Needs sun or part shade.

THE JUNIPERS *(Juniperus)*



The tree forms make beautiful lawn specimens and they will grow in any soil. They do best, however, if soil is slightly alkaline and dry. Full sun.

Chinese juniper *(J. chinensis)*. This is the tree form and it grows to 40 feet. Hardy in zone 4, New England.

Irish juniper *(J. communis hibernica)*. A rather tender, columnar form with gray green leaves.

Syrian juniper *(Juniperus drupacea)*. A pyramidal tree to 45 feet, excellent for the South, zone 7.

Greek juniper *(J. excelsa)*. A mild-climate juniper (zone 7) of pyramidal form, to 60 feet in height.

Rocky Mountain juniper *(J. scopulorum)*. Hardy in zone 3, it reaches 30 feet and resembles red cedar.

Eastern red cedar *(J. virginiana)*. A very hardy, tall tree (to 100 feet) that grows slowly and can be kept low by pruning. The pyramidal form (*canaerti*) has dark green foliage, *glauca* is light blue.

THE INCENSE CEDAR *(Libocedrus decurrens)*

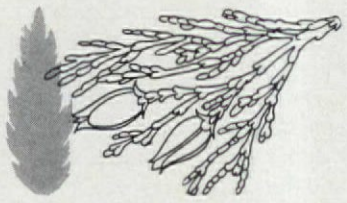

Elegantly shaped, it grows into a dense column of dark green foliage to 100 feet tall. Grow it in zone 6 and the

"Scotch" Holiday Tape adds color to home or packages. 1½ inches wide. Choose red, blue, green or white with words "Season's Greetings."

"Sure hope he won't guess what this is before he unwraps it!"

Look for these at...

Norway spruce *(Picea abies)*. A handsome big tree to 100 feet with dark green foliage. It is very hardy (zone 2). The yellow Norway spruce (*aurea*) is smaller (30 to 40 feet), with golden yellow needles. Zone 3.

Black Hills spruce *(P. glauca densata)*. Slow growing, densely symmetrical to 40 feet, with blue-green foliage. Zones 8 to 3.

Serbian spruce *(P. omorika)*. A striking 75-foot tree with needles dark green on one side, blue white on the other. Zone 4 and zone 3.

Oriental spruce *(P. orientalis)*. Densely branched, to 75 feet or more, with dark green glossy foliage. Zone 4.

Colorado spruce *(P. pungens)*. A very hardy tree that may reach 80 feet. Foliage is blue-green. A steel blue form is *P. pungens glauca*.

DOUGLAS FIR *(Pseudotsuga taxifolia douglasi)*

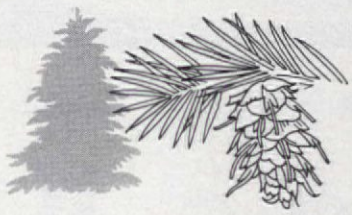

A conifer with drooping cones, it grows to 80 feet or more and is hardy in zone 4 and part of zone 3. It is a fine garden specimen. *Glauca* is the blue-leafed form, and *glauca pendula* the weeping Douglas fir (50 feet, hardy in zones 4 to 9).

THE UMBRELLA PINE *(Sciadopitys verticillata)*

Not a true pine, it has long, whorled needles, dark green in color, and a pyramidal form. It will attain 70 feet or more. It's not too hardy north of zone 5 and the warmer parts of zone 4.

THE HEMLOCKS *(Tsuga)*

Graceful lawn trees and most varieties are hardy as far north as central New England. Protect them from winter sun and wind.

Common hemlock *(Tsuga canadensis)*. The hardiest of all the hemlocks (zones 9 to 3) and most commonly grown in the Northeast. Grows quickly to 50 feet or more. Unlike most conifers, the branches grow irregularly along the main stem, rather than in regular tiers or whorls. Give it a moist, rich soil. Tends to develop several stems and unless all but the main one are cut, it becomes shrubby.

Carolina hemlock *(T. caroliniana)*. Not as hardy (zones 8 to 5), but more attractive than common hemlock. Good pyramidal form.

Japanese hemlock *(T. diversifolia)*. A beautiful pyramidal tree. It's slower growing than *T. canadensis*. Hardy in zone 5.

Western hemlock *(T. heterophylla)*. The 100-foot hemlock of the Northwest and Alaska. Prefers the moist climate of the West coast.

THE YEWS *(Taxus)*



They are popular evergreens in tree and shrub forms. Will grow in shade and are able to survive the often-polluted air of city gardens.

English yew *(Taxus baccata)*. A tree to 40 or more feet tall, with dark green foliage. Has a long history of use for Christmas decorating in England. Not hardy above zone 6. Some named varieties are hardier than the species and can be grown in New York and southern New England.

Irish yew *(T. baccata stricta)*. A small, columnar tree to 12 feet. Group it with other evergreens in the foundation. Hardy in zone 6.

Japanese yew *(T. cuspidata)*. The best for the Northeast, it's hardy to zone 5. May attain a height of 40 feet. Has dark green foliage and spreading branches.

THE ARBORVITAE *(Thuja)*

Useful garden evergreens, available in many forms and sizes. They grow quite tall in nature but in the garden make slow, compact growth. Plant in a sunny spot with rich, moist soil.

American arborvitae *(Thuja occidentalis)*. A very hardy evergreen that will grow to 50 feet tall. It requires moist soil. Try the variety *Douglasi pyramidalis*.

Wintergreen arborvitae *(T. occidentalis nigra)*. A medium-size, pyramidal tree with a maximum height of 30 feet. It's quite hardy (zone 3) and keeps its color in winter.

Oriental arborvitae *(T. orientalis)*. A small (20 feet), pyramidal evergreen characterized by a fresh, bright green color. Hardy in zone 6 and part of zone 5. *T. orientalis conspicua* is smaller with yellow-tipped foliage.

Columnar giant arborvitae *(T. plicata fastigiata)*. A densely branched tree to 75 feet. Zone 5.

Japanese arborvitae *(T. standishi)*. This one has spreading branches and grows to 40 feet. Zone 5.

New "Scotch" Magic Transparent Tape is permanent, invisible, resists moisture—and you can write on it!

"An electric train, monster man, two planes, a tricycle—and *what* does he play with?!!"

Stretchy, durable "Scotch" Plastic Tape makes gay decorations. Mends just about everything. Seven colors, plus clear.



"Hard to believe that Dad won the spelldown in his seventh grade."

Give your presents that V.I.P. look—Very Important Package. Use ribbons from 3M like "Holly Tie," "Magic Bow" and "Sasheen" Brand.

"If you're trying to make a 'Magic Bow,' dear, read the directions."

...almost any kind of store!

THE TERMS "SCOTCH", "SASHEEN", "MAGIC BOW", "HOLLY TIE", AND THE PLAID DESIGN ARE REGISTERED TRADEMARKS OF 3M COMPANY, ST. PAUL, MINN. © 1965 3M CO.

3M COMPANY

YOU MAY ALREADY BE A WINNER!



52778275









Check your number today in the $300,000 "Home for Christmas" Sweepstakes!

Take the opposite page with its number to the listed store nearest you . . . it may be one of the 1000 lucky numbers to win a $300 Christmas Gift Certificate!

INSTANT REDEMPTION: These fine stores will prominently display a list of winning numbers in the departments where these gifts are sold. If the number on your page is one of the 1000 winners, just take the entire page to the department manager, who upon verification will issue you a Christmas Gift Certificate worth $300 in merchandise.
Gift Certificates must be redeemed before January 1, 1966.

MOST OF THE PRODUCTS SHOWN ARE AVAILABLE AT THESE FINE STORES:

CALIFORNIA: Los Angeles — **J. W. Robinson** (all stores)
CONNECTICUT: Hartford — **Sage-Allen** (all stores)
FLORIDA: Miami — **Burdine's** (all stores)
INDIANA: Indianapolis — **L. S. Ayres** (all stores)
LOUISIANA: New Orleans — **Maison Blanche** (all stores)
MARYLAND: Baltimore — **The Hecht Company** (all stores)
MICHIGAN: Detroit — **Crowley, Milner** (all stores)
MINNESOTA: Minneapolis — **Donaldson's Golden Rule** (all stores)
St. Paul — **The Emporium**
MISSOURI: St. Louis — **Vandervoort's** (all stores)
NEW YORK: New York — **Abraham & Straus** (all stores)
New York — **Stern Brothers** (all stores)
Buffalo — **Wm. Hengerer** (all stores)
OHIO: Cincinnati — **John Shillito Company** (all stores)
Cleveland — **The Higbee Company** (all stores)
PENNSYLVANIA: Philadelphia — **Strawbridge & Clothier** (all stores)
TEXAS: Houston — **Foley's** (all stores)
WASHINGTON: Seattle — **Rhodes of Seattle** (all stores)

No purchase required to win! Here's all you do:

1. Take the opposite page of American Home Magazine with your number to one of the stores listed in this advertisement and check the Lucky Number poster displayed there. If yours is a winning number, the department manager, upon verification of the number, will issue you a Christmas Gift Certificate worth $300 in merchandise.
Gift Certificates must be redeemed before January 1, 1966.

2. Winning numbers have been selected at random under the supervision of Reiter-Ross Premium & Contest Division, an independent judging organization. If the list of winning numbers is not on display at the stores mentioned in the advertisement or if the stores are not in your area you may obtain the list by sending your name and address to "Home for Christmas" Sweepstakes, Box AH-9, Collingswood, New Jersey 08108.

3. Sweepstakes entrants are restricted to residents of the United States except Kansas and where prohibited by Federal, state or local regulations. Employees and families of employees of The Curtis Publishing Company, its advertising agencies, Reiter-Ross Premium & Contest Division, sponsoring companies and stores, their dealers are not eligible. Taxes on all prizes are the sole responsibility of the winners.

SHOPPING INFORMATION

HUGGABLE, LOVABLE STUFFED TOYS

Page 19: 1) by Fun & Fancy, 96 Oakoalg Ave., Mill Valley, Calif. at Playroom, St. Louis, Mo. 2) by Alexander Dolls, 615 West 131 St., N.Y.C. at F.A.O. Schwarz and branches, N.Y.C. 3) by Susy Brooks, 112 West 34 St., N.Y.C. at Bloomingdale's, N.Y.C. 4) by Aspect Associates, Inc., 331 West 19 St., N.Y.C. at Carson, Pirie Scott & Co., Chicago, Ill. 5) Flairtime by Silvestri, 225 Fifth Ave., N.Y.C. 6 & 8) by Ross-Havers, Inc., 225 Fifth Ave., N.Y.C. at Halls, Kansas City, Mo. 7) by Steiff-Reeves International, Inc., 1107 Broadway, N.Y.C. at F.A.O. Schwarz.

SET A THEME FOR CHRISTMAS

Pages 42, 43: Sofas from "Tastesetter Collection" at Lord & Taylor, N.Y.C. Rug from Ernest Treganowan Inc., N.Y.C. through decorators. **Pages 44, 45:** Den rug from Stark Carpet, N.Y.C. through decorators. Black chair from Macy's, N.Y.C. Gift wrappings by Tie-Tie, 225 Fifth Ave. and East House Enterprises, Inc., 300 Park Ave. South, N.Y.C.

WOOD TOYS TO "GROW" ON

Pages 46, 47: Wooden toys from Mattern Enterprises, Southwest Harbor, Me.; Childcraft Equipment Co., Inc., 155 E. 23 St., N.Y.C.; Creative Playthings, Princeton, N.J.; F.A.O. Schwarz, N.Y.C. Rug by Scandinavian Marketing Assoc. Inc., 281 Fifth Ave., N.Y.C. Crib from The Children's Workbench, N.Y.C.

OPEN HOUSE FOR THE HOLIDAYS

Pages 60, 61: Crystal candelabras, corn bread dish, flatware, serving pieces, cheese scoop from Tiffany & Co., N.Y.C.

Take a Gadget Quiz

(continued from page 80)

How well did you do on our gadget quiz? Here are the answers and how to score yourself.

For each gadget correctly identified give yourself 10 points. If you score 100-120 you're a gadget genius. A score of 70-90 indicates you're a fair-to-middling assistant chef. If you score 60 or below take E for effort.

1 L. Lobster and crab shucker. Both ends of this gadget are meant to be used—one acts as a tweezer to extract morsels from tips of claws, the other as a rake for hidden chunks.

2 B. All-in-one spoon and thermometer. Wouldn't you like to have this the next time you're making candies or preserves or deep-fat frying?

3 K. Orange peeler. We're pleased as punch with this item. After you pare off the center strip, use the tip to loosen remaining peel. You get two perfect orange peel "cups" and the whole orange stays intact.

4 A. Frying mold. Here's the way to surprise your friends and family with perfectly shaped pancakes and eggs.

5 F. Butter spreader. A utensil that's sure to become a must whenever you serve corn on the cob. A clever way to solve the problem of putting slippery butter on hot corn.

6 C. Pan drainer. Ever wind up with macaroni in the sink when you're trying to drain off excess liquid? Then you're sure to appreciate this convenient tool. It fits right over a standard saucepan; lets liquid drain out—keeps the food in.

7 J. Grater and bowl. Grate, string, or shred with no muss because the attached bowl catches all.

8 I. Vegetable and fruit decorator. Here's an easier way to give a fancy touch to melons, apples, tomatoes, radishes, baked potatoes, etc.

9 D. Bacon grill. Puts an end to the nuisance of bacon strips curling while you're frying them. Grill sets over burner or unit; makes crisp bacon slices that need no turning. Has nonstick surface also.

10 H. String bean slicer. Hot bacon dressing or buttery, toasted almonds somehow taste even better over slivered French-style beans. And this is the perfect gadget for slivering fresh beans quickly and easily.

11 E. Shrimp cleaner. A handy tool that both removes the shell and cleans the shrimp in one easy operation.

12 G. Egg separator. A great gadget if you're timid about separating egg whites from yolks. Set it on a measuring cup and break the egg into it. Yolk sits firmly in center while egg white drops into the cup below.

The gadgets shown are available at:

1, 4, 9, 10—Hammacher Schlemmer, N.Y.C.

2, 3, 6, 8—La Cuisiniere, N.Y.C.

5—Pottery of All Nations, N.Y.C.

7—Hutzler, Long Island City, N.Y.

11—Thurnauer, N.Y.C.

12—Bloomingdales, N.Y.C.

Holiday Fruitcake

Mix it yourself in 9½ minutes...can't fail! Great for gifts!

The time-saving secret? Borden's has premixed most of this cake for you. None Such Mince Meat is a spicy blend of 21 good fruitcake fixings...all fixed for you: apples, raisins, currants, spices, cider . . . many more. Eagle Brand Sweetened Condensed Milk is a blend of whole milk and sugar, precooked to velvet smoothness—to shorten your blending time.

Holiday Fruitcake
2½ cups sifted flour • 1 teaspoon baking soda • 2 eggs, lightly beaten
1 jar (28 oz.) Borden's Ready-to-Use None Such Mince Meat*
1⅓ cups (15-oz. can) Borden's Eagle Brand Sweetened Condensed Milk
1 cup walnut meats, coarsely chopped
2 cups (1-lb. jar) mixed candied fruit (we suggest Borden's Tropical Brand)

Butter 9-inch tube pan or spring form. Line with waxed paper. Butter again. Sift flour and baking soda. Combine eggs, Mince Meat, Eagle Brand, fruit and nuts. Fold in dry ingredients. Pour into pan. Bake in slow (300°F.) oven 2 hours, until center springs back and top is golden. Cool. Turn out; remove paper. Decorate as shown, if desired.

Borden's Very Big On Flavor

**Either the regular ready-to-use Mince Meat or...for extra flavor...the new None Such with Brandy & Rum. To use None Such in the 9-oz. box, crumble contents of two boxes into saucepan, add 1½ cups water, heat and stir until lumps are broken, boil for one minute, cool.*

LET YOUR APPLIANCES HELP YOU ENTERTAIN

There's a bright holiday plus in your portable appliances. They can be the key to something different and unusual in festive foods. Join us! See how we use our appliances to spark holiday parties.

"We're having a cook-at-the-table party and serving Sukiyaki." Electric skillet takes the honors for this unique, informal dinner party. Be ready to make a second batch—it's sure to be in order.

SUKIYAKI. **½ c. bouillon; ½ c. soy sauce; 1 tbs. sugar; 1 tbs. sherry; 1½ lbs. sirloin, sliced paper-thin and cut in pieces; ¼ c. pure vegetable oil; 3 onions, thinly sliced; 1 c. bias-sliced celery; 1 c. (8-oz. can) bamboo shoots, sliced; ½ lb. mushrooms, sliced; 2 c. spinach leaves; 4 to 6 green onions; hot fluffy rice.**

Combine bouillon, soy sauce, sugar, and sherry; pour into an Oriental-style sauce container. Prepare remaining ingredients as directed and arrange in rows on a flat tray; refrigerate until dinner time. When ready to eat, place the tray, bouillon mixture, and electric skillet on the table. Prepare Sukiyaki as follows: Set the temperature control on skillet at 350°; thoroughly brown meat in oil; push to one side. Reduce temperature to 300°. Add half the bouillon mixture. Add onions and celery; toss lightly; cook for 3 minutes; push to side. Add remaining bouillon mixture, bamboo shoots, mushrooms, and spinach; cover and cook 3 minutes. Add green onions; cook 1 minute longer. If desired, toss lightly before serving. Serve over hot fluffy rice. Makes 4 to 6 servings.



"Our teen-agers are having a Dagwood grill party." Each guest makes his own sandwich from foods cooked on the spot—on the electric griddle.

FUNNY-FACE BURGERS. Prepare your favorite hamburger mixture. Using olive slices, pimiento, and green pepper strips, make your own burger funny face before grilling—or top a ready-grilled burger with eyes and mouth cut from slices of process American cheese.

PICKLED HOT DOGS. Split hot dogs vertically down the center; stuff with a pickle strip; wrap with bacon; secure with wooden picks, and grill.

GRILLED COLD CUTS. Grill thin slices of assorted cold cuts such as canned luncheon meat, pepperoni sausage, or bologna. Serve with a basket of assorted rolls and plenty of catsup, mustard, and relish.



"We're having Deviled Shrimp Coquille to start our New Year's Smorgasbord." Toaster-oven serves these tiny shrimp pastries piping hot.

DEVILED SHRIMP COQUILLE. **1 can (4½–5 oz.) cooked shrimp, chopped; 1 can (2¼ oz.) deviled ham; 2 tbs. chopped parsley; 2 tbs. mayonnaise; 1 tbs. lemon juice; 2 tsp. prepared mustard; packaged tiny pastry shells; pimiento and green pepper, cut in small festive shapes.**

Combine shrimp, deviled ham, parsley, mayonnaise, lemon juice, and mustard; mix thoroughly. Spoon into pastry shells; top with pimiento or pepper cutouts. Place on tray in toaster-oven and bake about 10 minutes. Serve, piping hot, straight from the oven. Makes about 25.



"We're having Western Rib Appetizers for our holiday open house." Our open-hearth broiler rotisserie is sure to be the center of attraction when its kebab attachment holds these choice tidbits.

WESTERN RIB APPETIZERS. Have your butcher cut 2½ to 3 pounds of spareribs lengthwise (across the bone) in strips 1½ to 2" wide. Thread the strips on kebab skewers. Attach skewers to rotisserie and rotate over heat one hour. Brush with Rib Sauce; continue cooking and basting with Rib Sauce 30 minutes longer. To serve: snip in serving-size pieces, then ease off skewer onto serving plate. (If cooking ribs without kebab attachment, place on broiler grid. Broil 1 hour, turning frequently; baste with Rib Sauce; cook 30 minutes longer, turning and basting with sauce.)

Rib Sauce. Combine ½ cup catsup, ½ cup water, 2 tablespoons brown sugar, 2 tablespoons vinegar, 2 teaspoons instant minced onion, 1 teaspoon dry mustard, 1 teaspoon Worcestershire sauce, and 1 clove garlic, minced, in saucepan. Simmer over low heat 15 to 20 minutes.

(continued)

"Perhaps the most comprehensive and detailed volume ever written on the subject [dining habits of Presidents] appeared in 'The First Ladies Cook Book...'"

—writes Craig Claiborne, famous food Editor of The New York Times!

THE FIRST LADIES COOK BOOK

Prepare and enjoy all the Favorite Dishes of the Presidents of the United States!

This magnificently illustrated book only **$7.75**



Over Half Of This Giant 9" x 12" Book In 4 Colors.

With *The First Ladies Cook Book*, you can now prepare and enjoy the favorite dishes of all the Presidents of the United States. You will find it fun—and so will your whole family. Maybe it will be Pennsylvania Dutch Stuffed Shoulder of Pork (James Buchanan) or Turban of Chicken (Grover Cleveland) or any of the other hundred mouth-watering favorite dishes in this book. Many families, we have learned, have "Presidential Meals" on a weekly basis since they have had this unusual 224 page book in their homes. For besides being displayed in such an enticing fashion, the favorite dishes are all easy and practical to prepare.

Use This Convenient Coupon To Place Your Order Today!

PREMIUM SERVICE CO.
Book Dept., Box 598
Philadelphia, Pa. 19105

Please send me _____ copies of THE FIRST LADIES COOK BOOK at $7.75 a copy (Pa. residents please add 39¢ per book state sales tax).

☐ Check enclosed (we pay postage and handling)

☐ Please bill me $7.75 plus postage and handling at 59¢ per book.

Name _____

Address _____

City _____ State _____ Zip Code _____

Offer Good in U.S. only P-2

He'll prize a *Taylor* gift!



Standard Indoor-Outdoor Thermometer tells both temperatures from indoors. Shell white plastic case, black scale. #5336, $5.00.



Deluxe model in white plastic with grained gold trim. Outdoor temperature registers on tube, indoor on dial. #5331, $7.50.

TAYLOR INSTRUMENT CO'S., Asheville, N.C.

Share with Others

BUNIONS?

A wonderful new relief for the pain of Bunions and Enlarged Joints. It's Dr. Scholl's FOAM-EASE BUNION SHIELD. Made of soft, cushioning Latex Foam. Loops over toe. Stops painful shoe friction, eases pressure. Flesh color. Sizes: Small, Medium, Large. $1.50 each. If not obtainable at Drug, Shoe, Department, 5-10¢ Stores, send $1.50 with pencil outline of foot. **DR. SCHOLL'S, Dept. 52 UC, Chicago 10, Illinois**

Dr Scholl's Foam-Ease BUNION SHIELD

GROW *Brilliant Colored* GERANIUM

PLANTS FROM SEED. New double and Semi-Double varieties, all shades. Described in New Seed & Nursery Catalog. Send 10c in coin for 50c Pkt. **or 3 Pkts. for 25c** and Catalog **FREE**

R. H. SHUMWAY SEEDSMAN
Dept. 305 ROCKFORD, ILLINOIS 61101

1966 **Cat Calendar**

12 darling new kitty pictures liven Lowe's latest desk-top calendar. Yours for **25¢** in coin. Or, send only **10¢** and 2 K-L seals from bottom of bag of **KITTY LITTER®** famous sanitary cat box filler. *Today!*

LOWE'S, INC., Dept. L-09, Cassopolis, Mich.

(continued)

"We're serving Mexican Chocolate to Christmas carolers." Blender-whip a fresh batch of spicy hot chocolate each time a new group comes caroling.

MEXICAN CHOCOLATE. Put 4 cinnamon-flavored hard candies with hole in centers into blender container; run on medium speed till finely powdered. Heat 1½ cups milk and 1½ cups whipping cream; add to blender container along with ½ cup semi-sweet chocolate pieces and 1 tablespoon instant coffee. Blend on high until frothy.

"We're having Pecan Waffles with Whipped Honey-Orange Butter for Christmas brunch." A delicious treat from our new waffle baker.

PECAN WAFFLES. 1¾ c. all-purpose flour; 3 tsp. baking powder; ½ tsp. salt; 3 eggs; 1½ c. milk; ⅓ c. soft shortening; 6 tbs. chopped pecans; Whipped Honey-Orange Butter.

Sift together flour, baking powder, and salt. Beat eggs with milk; add sifted dry ingredients and shortening; beat with rotary mixer to combine. Sprinkle 2 tablespoons chopped pecans over each waffle just before baking. (Follow manufacturer's directions for baking waffles in your waffle iron.) Makes enough batter for approximately 3 large waffles or 12 waffle squares.

Whipped Honey-Orange Butter: Beat together until fluffy ¼ pound (1 stick) softened butter or margarine, 2 tablespoons light cream, 2 tablespoons honey, and ¼ teaspoon grated orange peel.



Why is the champagne America loves best just right for any occasion?

The Taylor secret is flavor that makes each sip as exciting as the first.

Flavor as fresh and light and gay as a gala summer night.

Cozy and mellow as the scent of winter wood in the fireplace.

This is flavor you get only when you create a champagne slowly, naturally.

As Taylor does.

Only when we're sure our champagne has reached its peak of natural flavor and care can do no more, do we put our label on.

For anything you have in mind.

If it's a Taylor Champagne, you'll love it.

The Taylor Wine Company, Inc., creators of fine wines, champagnes and vermouths. Vineyards and Winery, Hammondsport, N.Y.

4 Magnificent Thoroughbred Paintings Reproduced for Your Home or Office

COMMANDER



THOROUGHBREDS II



ROYAL EMPEROR



CHALLENGER

Superbly Beautiful Original Oil Paintings Now Yours as Large 14x18 Prints in Glorious Color One For $1—All Four Prints For $3

Imagine hanging these superb masterpieces in your own home or office. These stunning Thoroughbreds will add a dramatic sense of beauty and action to any room. Painted in rich and glorious colors, these large 14 x 18 pictures must be seen to be appreciated.

RIDGEWOOD PRODUCTS, DEPT. A-H
Art Masters Division
7 East 48th St., New York, N.Y. 10017

Please send me the full color Thoroughbred prints checked below at $1 each, or all 4 for $3 on full money back guarantee if I am not delighted.

CHECK BOX ☐ Commander ☐ Thoroughbreds II ☐ Royal Emperor ☐ Challenger

Enclosed is $.....

Name.....

Address.....

City.....State.....Zip.....

SAVE! SPECIAL OFFER: Order 2 complete sets of all 4 prints for only $5. Extra set makes perfect gift.

The small black and white illustrations above can not possibly show you the beauty and majesty captured by the artist. Only when you receive your large full color prints will you appreciate the true spirit and grandeur of these Thoroughbred paintings.

THIS OFFER WILL NOT BE REPEATED

We urge you to order your full color Thoroughbred reproductions now while the supply lasts. Order today and hang them in your home or office for one full week. If you are not thrilled and delighted at the majesty and beauty they add to your home or office, return for full money refund. This offer will not be repeated in the American Home Magazine.

Who says only idle fingers could keep nails this long?

Fingers so busy your nails keep breaking, splitting, chipping?

Now, Helena Rubinstein's new Strong and Long™ makes nails strong so they can grow long.

It's different from anything you've tried before. Quickly absorbed. And it works on the entire nail, not just the tip. Forget shields. There's no sting. All you do is brush on. *That's it.* The minute your nails are dry, they're ready for polish. It's the easiest way to strengthen your nails so they can grow long and beautiful. (As though your fingers were always idle.)

For free 30-day trial size, send 25¢, to cover postage and handling, to Helena Rubinstein, P.O. Box79, New York, N.Y. 10046.

Quickly absorbed

And no shields needed!

New...Strong and Long
nail hardener and conditioner
by Helena Rubinstein®

©1965 Helena Rubinstein, Inc. Fifth Avenue, New York

He'll prize a *Taylor* gift!



Statesman Combination Barometer. The traditional favorite is available in solid mahogany, cherry with fruitwood finish or avocado green finish. Brass trim. Tells weather forecast, room temperature and humidity. 21½" long. #**6401, $25.00.**

TAYLOR INSTRUMENT CO'S., Asheville, N.C.

FREE CATALOGS

Beautiful 60 page 1966 sale book now ready. Low prices, big values

SPRING HILL NURSERIES

Mail coupon today for three fascinating, colorful garden catalogs as they come off the press—Spring, late Spring, and Fall. 1300 varieties—old favorites, new introductions, rare items. Bulbs, roses, trees, perennials, shrubs, evergreens, vines, and hedges. Gov't. inspected stock . . . early order discounts . . . over 150 special sale offers. Our 117th year.

MAILORDER NURSERYMEN

SPRING HILL NURSERIES, DEPT. E-41, TIPP CITY, OHIO

For Comfort, Health Check Your Home's Humidity

Relative humidity affects your comfort and health as well as your heating costs and the life of your furniture. Know the condition of the air in your home with an Airguide hygrometer-thermometer. At leading stores or write for catalog H.

Model 111 Dixon $2.95 retail

Airguide 2210 Wabansia, Chicago 60647

I WANT EVERY READER of this Paper to have my big red EARLIANA TOMATO

"KING OF THE EARLIES" Big solid, scarlet fruit, disease resistant, heavy yielder. Ideal for table or canning. Send 10c for big packet or 25c for 3 packets and copy of Seed and Nursery Catalog. **FREE**

R. H. SHUMWAY SEEDSMAN Dept. 300 ROCKFORD, ILLINOIS 61101

Give AMERICAN HOME for CHRISTMAS!

Look for the order form bound between pages 50 and 51.

NEWS and NOTES

By Virginia T. Habeeb

From time to time a request for directions for **an old-fashioned pomander ball** comes across our desk. It occurred to us that others who haven't written might also like to make these Christmas gifts! You will need a small orange, a large box of cloves (be sure cloves are long and perfect), a length of ribbon, plastic wrap, two teaspoonfuls each of powdered orrisroot and powdered cinnamon. Wash the orange, and dry it well. Starting at the stem end, add rows of cloves, placing them

as close together as possible (be sure to leave a space for the ribbon) until the whole orange is covered. (You may find it easier if you prick the skin with a clean pin before inserting the cloves.) When full of cloves roll the orange in the orrisroot and cinnamon. Wrap it in plastic wrap and let it stand two weeks. Dust off the powder and tie it up with ribbon as shown, leaving a loop for hanging! Your friends will love the spicy aroma the pomander ball will give to closets and drawers.

A Christmas morning tip for your gift-opening spree: Have two **holiday shopping bags** ready for action—one to hold the paper and ribbon you want to keep, one to hold the scraps to be thrown away. Beforehand, tuck a whisk broom and dustpan in one of the shopping bags for a quickie clean-up. By the way, be sure to set out a big bowl of tangerines for hungry nibblers. In our house it wouldn't be Christmas morning without this ritual!

We're fascinated with Aladdin's **Breakfast-in-Bed thermos ensemble.** You just pour hot coffee and cold juice into the thermos bottles the night before—place them on their own tray with cups

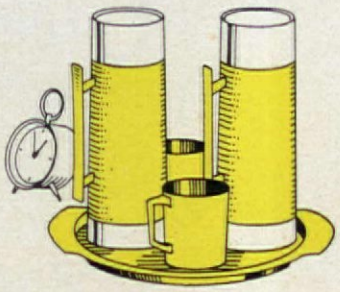

right at the bedside and presto—breakfast before you open your eyes. You might even wrap a Danish before you go to bed and have that ready too! A two-bottle ensemble sells for $9.50 wherever housewares are sold.

Latest releases and informative press conferences reveal these **new food products** in the supermarket . . . Buttermilk Nut Muffin Mix and Apple Cinnamon Muffin Mix, both from the Betty Crocker Kitchens . . . one-step Miracle Angel Food Cake Mix from Pillsbury . . . a spicy-sweet Wishbone Tahitian Isle Dressing from the Lipton Kitchens . . . Bisque of Tomato from Campbell's, a rich, full-bodied soup with pieces of tomato . . . Jello Golden Egg Custard Mix, a firm old-fashioned custard that needs no baking . . . a new cereal from Nabisco called Team Flakes, which combines rice, corn, oats, and wheat . . . a new selection of frozen boil-in-the-bag vegetables from the Green Giant Company includes three new sauces—cream, cheese, and mushroom.

We're hinting and hoping to find some of the lovely new Koratron garments under our Christmas tree. We've worked with these in our *American Home* test labs and have been delighted with the **"no-iron" results.** They're made according to one of the

new durable press methods. A chemical which gives a press-free quality is applied to a fabric before it is made into a garment; the fabric is not cured (or heat-set) until after the garment has been made and pressed. The resulting garment resists wrinkles but retains creases that belong.

Everybody's always looking for an easier way to do something that ordinarily takes a great deal of time! What with all the new cake mixes, cookie doughs, frostings, and cake and cookie decorators we have already told you about, it's simpler than ever to do things the easy way during the holidays. Now comes another product. A new **decorating kit for cookies, cakes, and cupcakes** includes 118 pieces in five designs. There are edible holly wreaths, Christmas trees, rosettes, stars in brilliant reds, bright greens, and yellows. Sells for $1 from Oakleigh Specialties, P.O. Box 5082, Seven Oaks Station, Detroit, Michigan 48235 (Allow 2 weeks for delivery.)

A giant pinecone can be turned into the world's smallest Christmas tree. Mount a king-size pinecone on a piece

of plastic foam, decorate by spraying it gold or silver and trim with sequins and glitter glued onto the cone edges. Top with a bright star-shaped ornament.

Do you know that in Finland, the "coffee table" has long been a **traditional way of entertaining guests?** This was and still is in many homes the typical welcome to visitors on holidays and other special occasions and even at informal parties. Three courses of beautiful baked treats are served, each accompanied by a cup of coffee. Though the "coffee table" is often modified today, the practice of always having a freshly baked treat on hand to welcome guests lives on. Wouldn't this tradition, full of warmth and hospitality, be a nice one to initiate in our own homes this year?

It's cooking time for the holidays! Here's a tip you'll want to follow. Sometimes a recipe calls for a certain volume, rather than number, of whole eggs, whites or yolks. The U.S. Department of Agriculture suggests that **for a cupful of whole eggs,** you figure—7 small eggs, 6 medium eggs, 5 large eggs, 4 extra large eggs.

Christmas do-it-yourselfers! Benjamin Moore Paints have a **decorating kit** which includes spray cans of gold, snow, and silver, together with decorative plastic signs, holiday stencils, and an illustrated booklet full of easy-to-construct decorating ideas. Ask for it at your Benjamin Moore Paint dealer's. It sells for under $5.

Yesterday, Tommy Nelson's mother mastered the art of making lasagna...

Now lasagna is almost as popular as Mom at 6160 Martin Street in Detroit. Mrs. Nelson has discovered Chef Boy-Ar-Dee® Lasagna. It's a complete and authentic Italian dinner—yet quick and easy to prepare.

Chef Boy-Ar-Dee Lasagna gives you broad, wavy egg noodles, meat-rich sauce, plus carefully aged, grated cheese—all in one packaged dinner.

Let Chef Boy-Ar-Dee help *you* master the art. Serve Chef Boy-Ar-Dee Lasagna to your family, and listen to the "compliments to the chefs."

Chef Boy-Ar-Dee® Complete Dinners

for "compliments to the chefs."

(Tommy Nelson's Mother, Chef Hector Boiardi and Tommy)

Carolina Presents

Christmas Sachet

Traditional fragrances of Christmas will give your home the atmosphere of the holiday season. Handy container with holiday fragrances of Bayberry, Cinnamon, Holly Berry, Magnolia, Potpourri, Sandalwood, Lemon Verbena and Peppermint. $1.75 each. Three for $5.00.

Free catalogue - PRICES POSTPAID, U.S.A. add 25c for West Coast

Jack and Jane Hicks

The Carolina Soap & Candle Makers
Southern Pines, North Carolina



Turn-of-the-Century
COAT AND HAT RACK
imported from Spain

An authentic bit of the Gay Nineties asserts itself in the graceful S-shaped hangers of this beautiful coat and hat rack. Crafted out of bent Beechwood . . . its rich walnut finish imbued with a deep warm luster. Lends a certain charm in your foyer or entrance hall. Perfect and practical, too, in a doctor's or dentist's office. Sturdily constructed, hangs easily. Extends 11" from wall.

3 Hanger Rack 20" long $5.95
4 Hanger Rack 26" long $7.95 All
5 Hanger Rack 30" long $9.95 postpaid

Jenifer House *Send 25c for new catalogue.*

Dept. A-12 GREAT BARRINGTON, MASS.



Chair Pads & Stair Treads

Add Colonial charm to chairs, to a stairway. Pads 13½". Treads 9" x 24". In durable bright braided cotton. Choose Brown, Red, or Green Multicolor. *Satisfaction guaranteed.*

Chair Pads $1.29 ea., 4 for $4.99
Stair Treads $1.59 ea., 4 for $5.99
Add 35c shipping per order

Write for FREE Gift Catalog

Foster House
DEPT. 412
6523 GALENA RD., PEORIA, ILLINOIS

HIDE A BAR
COMPLETE OR IN KIT

Locking—Rolling—
Fold-up Bar Holds 40 Bottles—4 Doz. Glasses

Now—a bar for the biggest party—or cozy twosome. This charming little giant is the most completely versatile bar ever. Use it 3 ways; locked, as liquor cabinet; open, for self-service: rolled out from the wall, turned around, for bartender service. Hinges open to reveal 20 bottles of liquor, 20 bottles of mix, nearly 4 doz. assorted glasses, and all bar accessories. Adjustable shelves, brass guard rails and fittings. Simple, compact, fits smartly into home, apt., office, cottage. 21" W., 19" D., 36" H.—open 38" W. Finely crafted of knotty pine. In satin smooth honey-tone or lovely maple liquor resistant finishes, **$49.95** Exp. Chgs. Col.

IN EASY KIT—Louvered doors complete. Pre-fitted, drilled, sanded, ready to finish. Easy directions. **$34.95** Exp. Chgs. Col.
Beautiful New Free Catalog—700 Pieces—Finished and Kits
Include Zip No. **YIELD HOUSE**
Money-Back Guarantee Dept. A12-5, No. Conway, N. H. 03860



CURTAIN CHARM
WITH RUFFLED UNBLEACHED MUSLIN

Tieback
45", 54", 63"
72" long.....4.50 pr.
81", 90" long.....5.00 pr.

Tier
20", 25", 30", 36"
40" long.....3.00 pr.
2 pair to window.....6.00
Both types 70" wide per pair

Matching Valance
11" x 70".....1.50 ea.

ALL PRICES POSTPAID

Order these UNBLEACHED MUSLIN curtains with all the original New England simplicity, warmth and handmade look for every room in the house. Practical, long-wearing, these off-white muslin curtains will retain their crisp appearance with a minimum of care.

Satisfaction guaranteed. Send check or money order. No COD's please. Write for illustrated brochure showing other curtains, dust ruffles and pillow shams in bleached and unbleached muslin as well as burlap, floral prints, calico ruffles, organdy, Oznaburg, and bedspread fringe.

COUNTRY CURTAINS Dept. 20 Stockbridge, Mass.

500 ZIP CODE LABELS – 50c

Start using the new ZIP code numbers on your return address labels. ANY name, address and ZIP code beautifully printed in black on crisp white gummed paper with rich gold trim. Up to 4 lines. 2" long. Set of 500 labels in plastic gift box, just 50c. postpaid. Fast service. Money-back guarantee. If you don't know the correct Zip code number, just add 10c per set and we will look it up for any address. Same fast service. **Send for free catalog.**

Walter Drake & Sons
412-10 Drake Building
Colorado Springs, Colorado 80901

AN **OLD TIME VALUE $7.95**
EARLY AMERICAN LADDER BACK
(direct from workshop to you)

Incredible price for a chair with such hand workmanship, such built-in value, such a beautiful handwoven fibre rush seat. Handmade of solid native hardwood for generations of use. Lowest-priced chair with this desirable seat. Fully assembled.

Minimum Order TWO
Unpainted.....$7.95
Natural finish (blonde) $8.95
Maple, mahogany, walnut, cherry, pine or black lacquer finish.....$11.45

Height 42", Seat 17½", w., 14" d., 17⅝" h.

For matching Arm Chair add $4.00 to above prices.
Prompt shipment. Express charges collect. Satisfaction guaranteed. Send check or M. O.

Jeff Elliot Craftsmen
Dept. A125, Statesville, North Carolina 28677

SHOP YOUR AMERICAN HOME

POP ART for the very young will be encouraged when eight bright-colored crayons and plastic scissors are always near at hand. The wipe-clean, quilted plastic apron holds working materials in nine slim pockets and is personalized with a youngster's name. Suitable for the 2- to 9-year set. $1.98. From Alexander Sales, Department AH12, 125 Marbledale Rd., Tuckahoe, New York.

COMPLIMENTS TO A COOK. If you enjoy her accomplishments, by all means give her this kitchen appointment. It's a bookshelf-cum-bookrack-cum-paper dispenser. Made of knotty pine finished in honey tone or in maple, it has a sliding rack on which to rest a book and three compartments for paper wraps. $13.95 plus 50c west of Miss. Yield House, AH12, No. Conway, N.H.



HICKORY, DICKORY, DOCK. Here is a tiny velvet mouse designed for a sewing basket or a dressing table. The velvet rodent is 3" long, will hold an array of pins and needles on its back. String tail pulls out and discloses a tape measure. This wee ornament looks charming tied to a gift package. $1 for two in assorted pastels. Downs & Company, AH12, Evanston, Ill.

CRYSTAL DROPS hanging from each cup of this three-branch candelabrum send rainbow colors round a room. Solid brass is used in making the reproduction of an old French ornament. 12" high, it holds three standard-size candles. $12.50 for one candelabrum without the prisms. Eighteen 3" long crystal prisms are $4. Taylor Gifts, AH12, 226 W. Wayne Ave., Wayne, Pa.

IT'S HOT when you take the casserole from the oven, and to save the lovely patina of your table and make it look pretty, use the hand-hooked pads designed for this purpose. Nubby cotton is used in the hooking and the colorful thick circles make pretty accents. Useful for placing under plants and vases. 8" diameter. $1 each; 3 for $2.89. Helen Gallagher, Dept. 412, Peoria, Ill.

Order merchandise from the Market Place by sending your check or money order to the company mentioned. Unless otherwise stated,

ANN McLAUGHLIN

MARKET PLACE

FOR THE COLLECTION of cross-stitch samplers you are so justly proud of making, do add "Wisdom." It's an excellent copy of an antique piece of needlework. Kit contains stamped Belgian linen, floss in delightfully muted shades, instructions, and a mahogany-finished wooden frame (11½x14″). $2.95 plus 35c postage. Victoria Gifts, AH12, Bryn Mawr, Pa.

LEATHER LOCK UP for anyone's jewelry, the case made of black top-grain leather lined in red felt. It is the perfect gift for the man who is hard to please because it will hold all his jewelry: cuff links, tie clasps, and trophy medals. A woman will love it too; will hold over 20 pairs of earrings. 7x4x1½″. $7.50. From the Sturbridge Yankee Workshop, Dept. AH12, Sturbridge, Mass.

BOON FOR FINE KNITWEAR, the electric dryer. Dresses, jackets, and sweaters are ready to wear in half the time it formerly took when they were dried and shaped on towels. UL approved, the appliance is easy to use and store. Travelers will find it a wonderful grooming bonanza. $12.95 plus 75c postage. Sleepy Hollow Gifts, Dept. AH12, 3023 Crane Drive, Falls Church, Va.

LOUIS XV timepiece to grace a traditional room. It is a fine copy of a clock made by Pierre August Caron, a famous artisan. Metal case is finished in antique gold. Dial is gold color marked with black Roman numerals. It comes with an electric movement for $16.73 or with a battery one for $25.73. 12″ high. Guaranteed for 2 years. Harriet Carter, AH12, Plymouth Meeting, Pa.

Otto Maya

NEVER MORE will eyeglasses be mislaid when Father starts using his fine leatherlike holster. It is designed to slip onto a belt and lie inconspicuously under his jacket. Dark brown in color, it is lined with a soft fabric to protect the lenses. About 6″ long, it will hold all types of eyeglasses. $1.50. With 3 initials it is $1.98. Crown Craft, AH12, 5 Mt. Hope Place, Bronx, N.Y.

the postage is included in the price. Anything that is not personalized may be returned within seven days for a full refund.

Perfect personal gifts for Christmas

DAY-n-NIGHT®

Superluxe Markers as low as $1.95 postpaid

MAILBOX MARKERS
Style SMX (wording on one side) ... $1.95 postpaid
Style MX (wording on both sides) . $2.95 postpaid

NAME & NUMBER MAILBOX MARKER
Style NMX ..... $4.95 postpaid

DELUXE MAILBOX MARKER
Style EMX ..... $4.45 postpaid



FRAMED MAILBOX MARKER
Style MFX ..... $3.95 postpaid



TWO-LINE MAILBOX MARKER
Style OMX ..... $5.95 postpaid

NAME & NUMBER POST-n-WALL MARKER
Style NBX ..... $5.95 postpaid

NAME & NUMBER LAWN MARKER
Style NLX ..... $5.95 postpaid

POST-n-WALL MARKER
Style BRX ..... $3.95 postpaid

FRAMED POST-n-WALL MARKER
Style FBX ..... $4.95 postpaid

DELUXE LAWN MARKER
Style ELX ..... $4.95 postpaid

DELUXE POST-n-WALL MARKER
Style EBX ..... $5.45 postpaid

TWO-LINE POST-n-WALL MARKER
Style OBX ..... $6.95 postpaid

TWO-LINE LAWN MARKER
Style OLX ..... $6.95 postpaid

SATISFACTION GUARANTEED OR YOUR MONEY BACK

Your name, number (or any wording you want) gleams on both sides (except SMX) of your DAY-n-NIGHT Marker, in permanent raised letters that shine bright at night! Rustproof aluminum; plates have baked enamel finish with black background, white reflecting letters–*guaranteed 10 years.* Up to 17 letters and numbers on name plates, 6 on number plates. **FREE COLOR!** Background on any marker in your choice of ANTIQUE COPPER, COLONIAL RED, PINE GREEN. Baked enamel automobile finish. Same brilliant white reflecting letters as black-and-white styles.

Fund Raisers, Salesmen, Senior Citizens—take orders for nationally-advertised Spear Products. Mrs. J. B. made $39.75 her first 5½ hours. Write today for free plan—has everything you need to start at once!

FREE GIFT CARD On request, we send a smart vellum gift card inscribed with your name or nickname to announce your gift.

FAST SERVICE • WE SHIP IN 48 HOURS

Spear ENGINEERING COMPANY
403-8 Spear Building, Colorado Springs, Colorado 80907

ANY WORDING YOU WANT ON ANY STYLE MARKER

STYLE	WORDING Any wording you want, up to 17 letters & numbers on Day-n-Night Marker nameplates, 6 on number plates	COLOR	PRICE

SHIP TO: _____
ADDRESS _____
CITY-STATE-ZIP _____
NAME FOR GIFT CARD _____

TOTAL

☐ Remittance enclosed; ship postpaid in U.S.
☐ Ship C.O.D.–I will pay C.O.D. fees and postage

DANISH DELIGHTS

2.75 postpaid

A half dozen pocket pouches of flavorful Danish tobaccos gift packaged for presentation to every smoking enthusiast. Each mild, flavorful blend offers many delightful hours of smooth smoking pleasure.

PIGSKIN CIGAR CASE

3.50 postpaid

Do you have broken cigars in your pocket? Then you won't have to think twice about this purchase! Telescope cigar case holds 5 cigars of any length. Made of fine polished pigskin to protect your favorite cigars. Monogrammed with 3 initials FREE.

Send for free catalogue

DAVID P. EHRLICH CO. Dept. AH, 207 Washington Street, Boston 8 Mass.

FOR PROUD MOTHERS and GRANDMOTHERS

Family Tree Brooch bears the sweetest fruit of all and "grows" more precious with the years. She'll wear this Sterling Silver Pin with pride and joy. Each disc is engraved with child's first name and birthdate. 2¼" Sculptured Tree holds 1 to 12 discs.
TREE $2.00 • DISCS $1.00 ea.



Heirloom Bracelets . . . she'll wear her heart on her wrist when she encircles it with our 7¼" bracelet of Sterling Silver or 12K Gold-Filled Silhouettes or Baby Shoes that proudly proclaim the beloved children. Each ¾" charm is engraved with a child's first name and birthdate. ALL ORDERS SHIPPED IN THREE DAYS.

SILHOUETTES ..... $1.00 ea. BABY SHOES .... $1.50 ea.
BRACELET ..... $1.00 BRACELET $1.50

BRECK'S, Q-38 Breck Bldg., Boston 10, Mass.

"PEG-LEG" FOR INDOOR COOKING

Fits Any Fireplace. Can Be Left In PERMANENTLY or Removed INSTANTLY

Enjoy "cook-ins" all year 'round with no fuss or bother on the most versatile charcoal broiler ever. Sturdy post fits any fireplace up to 31" high. Fire pan and broiler adjust to any height, swing in and out for easy cooking and tending. 16" diam. grill cooks up to 8 steaks at once. Fire pan catches drips, prevents stains on hearth. Post can be left in place—won't interfere with andirons or be harmed by fire. Built for a lifetime of rugged use, of heavy steel in dull-black finish.
Only **$14.95** Ppd. Add $1.50 west of Miss.
BEAUTIFUL NEW FREE CATALOG—700 Items
Finished and Kit Furniture in Friendly Pine

Include Zip No.
Not Sold in Stores
Money Back Guarantee

YIELD HOUSE
Dept. A12-5, North Conway, N.H. 03860

HEAD AND SHOULDERS

Relax and discover the refreshed, revived feeling that only comes from bathing with this DeLuxe, super size, 16" by 20" Bath Pillow. 4 suction cups hold it securely in any position to cradle and support both the head and back in cloud soft comfort. Wet proof to keep hair dry. Gaily decorated in gold Fleur-de-Lis pattern on white, pink or aqua background makes a beautiful gift of comfort. We pay postage, ship in 6 hours & mail gifts direct for only $3.97. Air Mail, if desired, 50¢ extra.
MONEY BACK GUARANTEE.

BETTER SLEEP Box AC | New Providence, New Jersey 07974

Make Wine at Home

Federal law permits heads of households to produce, tax free, up to 200 gallons of wine annually for home use. All new VINO KITS include complete equipment for easier-than-ever wine making... reuseable fermenting/aging tanks, compact water-seal valves, and a saccharometer to scientifically measure sugar content for finest wines every time.

23-page booklet with all-season recipes provides practical instruction for year'round enjoyment of this fascinating hobby! Satisfaction guaranteed if used as directed.

Standard Kit (Reuseable, 10-bottle capacity) $6.98
Master's Kit (Reuseable, 35-bottle capacity) $9.98

POST PAID (No C.O.D.'s)

Vino CORPORATION
BOX 7498-AJ ROCHESTER, N.Y. 14615

HERE THEY ARE! **SWAP 'n SAVE**

WALLET PHOTOS

IN THE TONE QUALITY OF YOUR CHOICE!

FULL MONEY BACK— SATISFACTION GUARANTEED!

• De-luxe silk-finish wallet size photos 2½"x3½" •

IN A HURRY? Send 50¢ extra for Super-Speed Service!

SILVERTONE BLACK AND WHITE
28 FOR ONLY **$1** Add 25¢ ptge. & handlg.
60 FOR ONLY $2 We pay postage
• Swap with friends • Give to relations • Use on School, Job applications.

GOLDENTONE SEPIA AND WHITE
28 FOR ONLY **$2** We pay postage
• Brings out natural flesh tones • Has a Professional Studio Portrait Look • Tends to smooth away blemishes.

Send any photo, portrait, or snapshot and money today. Get original back with Wallet photos in the "tone" you prefer.

WALLET PHOTO CO., BOX Z, MILLBURN, N.J.

American Cookery 1796

"America's First Cookbook"

The first public offering of this collectors item since 1796. Every recipe at least 170 Yrs. old. Contains original errors of grammar, speech and typography, with engravings of the period, presenting a fascinating glimpse of early Americana. Printed on hand laid paper and hard bound in blue linen.

Send $3.80 Ppd., plus name and address, to:

F. K. Lake 3812 Miramar N.E.
Grand Rapids, Michigan 49505

LABEL JARS with DECALS

Turn canisters into kitchen Collectors Items with handsome black-on-gold decal labels. Set of 12 (coffee, flour, candy, etc.) varied sizes only $1.75 ppd. US or Canada (Ohio res. add 3%), no COD's. Other decals too SEND 25¢ for our illustrated catalog.

AUTHENTICS
Dept. L-59, Box 43158, Cinti., O. 45243

TALL AND SLENDER sconce to use on a narrow wall panel. Solid pine polished to a beautiful dark brown patina is used for the background. Any standard-size candle can be fitted into the sturdy pine socket. A pair of these flanking a primitive portrait or a hanging clock would make a pleasing decoration. 11x4". $4.25. Old Guilford Forge, AH12, Guilford, Conn.

FOLLOW THROUGH with your Early American scheme by decking the bathroom with the Sampler terry-cloth set. Harvest colors of red, blue, beige, green, and pumpkin on a white ground are brilliant. Mat is $4.95; 2 washcloths are $1.75; 2 hand towels are $3.75; 2 finger towels are $2; 2 bath towels are $5.50. Jenifer House, AH12, Great Barrington, Mass.

MUSIC IN THE AIR on a frosty winter evening could come from the music box concealed in this enchanting small angel 7½" high, of fine porcelain decorated with gold highlights. Music box is precision made and plays either Brahms's "Lullaby" or "Silent Night" as it revolves. Be sure to specify your choice. $4.33. From Helen Gallagher, Department 412, Peoria, Ill.

IMPORTED WHITE DOVES

Dainty birds are sweet copies of the gentle dove. White cotton bodies have a "feathery" look and feet bend to attach among plants, flowers and trees. Nice for table decorations and package "toppers" too. 2½" bodies with 5½" wings. **Order No. 2091**

Set of six $1.00; 2 sets $1.79—Ppd.

Write for FREE catalog of unusual gifts. Please include your zip code.

DOWNS & CO., Dept. 3612-A
1014 Davis St., Evanston, Illinois 60204



PERSONALIZED TOOL CHEST IN A POCKET SIZE CASE

Features hammer, chipper, Phillips screw driver, small & large screw driver, file, saw, can & bottle opener and knife. Tools made of finest stainless steel with rich pearlized handle. Durable vinyl case. Tools completely interchangeable in handle. A must for car, kitchen or workshop. Ideal gift. Only $8.95 ppd. Case personalized with your initials, add $1. Send check or M.O. Satis. Guaranteed.

AUSTIN PRODUCTS CO.
435 State St., Dept. AH-12, Santa Barbara, Calif.

ORIENTAL GINGER JAR

A lovely decorative accent, singly or in pairs, atop table, mantel, breakfront. Exquisite Chinese coral design on white porcelain. Stands on split black wood stand. **$3.95** 8" high

8" high, $3.95 ea. ppd.; 10" h., $9.95 ea. ppd.
Add 30¢ ea. for handling and shipping.

Please supply your Zip-Code Number. No C.O.D.'s Please—Write for Free Gift Catalog

EDWARD H. ZIFF, IMPORTER
Dept. AH125, Merchandise Mart
P.O. Box 3072, Chicago, Ill. 60654

LUXURIOUS Red Suede Slippers

Appearance . . . bright; comfort . . . right! Uppers of soft suede lined with imported natural lamb's wool; soles of durable cowhide. Christmas Red is cheerful. Whole sizes: men's 7–13 **$9.95** ppd.; women's 4–10 **$8.95** ppd.

FREE CATALOG

Johnny Appleseed's

Box 732, Beverly, Mass. 01915 *Use your Zip Code!*



LIFETIME CANDLES

The first really new concept in gracious living in one thousand years. They use ordinary cigarette lighter fluid, which gives a clean, bright flame; never drip, never burn down, and never smoke or sputter. They can be used with absolute safety on the finest table. 12" high. They come in three Colors. Specify GOLD, SILVER, OR WHITE. Gift boxed.
(*Holder not included.*)

Only $5.00 per pair postpaid.

A. A. DENNEY
Dept. AZ 5
413 W. Homan, Baytown, Texas 77520

EARLY AMERICAN NAMEPLATE

Your name on a gold anodized 1½" x 4½" plate. Self adhesive to doors, mail boxes, etc. Weather resistant. A distinguished addition to your home or a unique gift. $2.95 ppd. . . . J & G Products, P.O. Box 13405, Kansas City, Missouri 64199. **PRINT** name desired

RETURN OF THE FERN. Lush-growing houseplants are important in today's decorative schemes. And this excellent copy of an 18th-century stand is just the thing on which to display palm, cut-leaf philodendron, or the peaceful fern. Solid alder is used in the fine construction. Finish is Salem maple. 15" diameter x 28" high. $12 plus $1 post. Taylor Gifts, AH12, Wayne, Penna.

EARLY AMERICANA is beautifully represented by the cast durastone figures of the town crier and the minuteman. These 12½" high sculptures are accurate duplicates of the originals created by Edward Schillaci. Finish is a weathered bronze green which complements any decoration. $9.95 for one plus $1 postage. Discoveries Unlimited, Dept. AH12, Babson Park, Mass.

FOR FESTIVE DAYS when entertaining is delightful, dress up the dinner or buffet table in lace! "Blossom-time" is a carefree cloth of nylon and acetate that is easy to launder and drips dry. White or natural colors. 42" square, $4.50. 54" square, $6.95. 54x72", $8.50. 63x84", $9.95. 72" round, $9.95. Other sizes available. From Hildegarde, AH12, 597 Farmington Ave., Hartford, Conn.

CHRISTMAS TREE CAKE PANS

Now you can bake a Christmas tree cake for your holiday table! Set of 3 aluminum pans, graduated from 3" to 6" in diameter makes layers to stack on the pedestal stand. Just frost and trim with garlands of icing and candies. One tree serves 9 generously. Set includes pedestal stand plus recipes for cake made with or without prepared mixes. Use pans the year 'round for exciting birthday desserts and other festive occasions. No C.O.D.'s.

SEND FOR FREE GIFT CATALOG

Set $1.00 postpaid

ARTISAN GALLERIES 2100-D12 No. Haskell Dallas 4, Texas

RED BARN SAMPLER

Early American scenes come to life in easy-to-do cross-stitch samplers. Framed size 10" x 10". Each kit includes stamped natural Belgian linen, bright colored floss, and simple instructions.

No. 524 Red Barn Kit (shown)	$1.25
No. 525 Covered Bridge Kit	$1.25
No. 540 Old Mill Kit	$1.25
No. 541 Lighthouse Kit	$1.25
No. 542 Pilgrim Kit	$1.25
No. 673 Frame, mahogany finish, 10" x 10"	$1.25

PLUS 25c POSTAGE

Pa. Res. Add 5% Sales Tax. Sorry No COD's

VICTORIA GIFTS, 12-A Water St., Bryn Mawr, Pa.

If Your Child Is a Poor Reader

See how The Sound Way To Easy Reading can help him to read and spell better in a few weeks. New home-tutoring course *drills* your child in phonics with records and cards. Easy to use. University tests and parents' reports show children gain up to *full year's grade* in reading skill in 6 weeks. Write for free illustrated folder and low price. Bremner-Davis Phonics, Dept. R-4, Wilmette, Ill.

SPANISH BOTTLE

WITH ENCLOSED ICE COMPARTMENT

This handsome, handblown Murano Spanish Bottle boasts a unique enclosed compartment to hold ice. Keeps Wine, Martinis and Manhattans delightfully frosty without dilution. Dripless spout and old world styling is sure to bring praise your way.

1½ Qt... $3.95 plus 30¢ post. / 3½ Qt.. $4.95 plus 50¢ post.

Please supply your Zip-Code Number. No C.O.D.'S Please-Write for Free Gift Catalog

EDWARD H. ZIFF, IMPORTER
Dept. AH125, Merchandise Mart
P.O. Box 3072, Chicago, Ill. 60654

Loveliest Gift for a Gardener...

GARDEN MARKER

The most thoughtful Christmas gift for a gardener. One that will be cherished forever. This famous plaque can be found in many of the world's most beautiful gardens. Let it carry your Best Wishes to your loved ones this Christmas. Send us your gift list. We mail your gift promptly in attractive gift box and will enclose gift card for you. Finished black with raised letters hand painted gold or white. Measures 9" x 14," stands 24" high. $7.50 ppd

We now have a complete selection of plaques with other familiar garden verses, prayers and memorials. Send for free booklet of special plaques and other beautiful gifts for the gardener.

MOULTRIE MFG. CO., DEPT. AH, MOULTRIE, GA.

LUCKY IS THE GOLFER

who has a four leaf clover (instead of a coin) to mark his place on the green. Brings a lucky putt! With any 2 or 3 letter monogram smartly engraved. Silver marker $1.25. 24k Gold Plate $2.00 ppd. Money back if not delighted. Sorry, no COD's. We ship in 2 days. Mail to

ELGIN ENGRAVING CO.
Dept. B, 614 South St., Dundee, Illinois 60118

DEERSKIN SPECIALS

Soft, washable

Our famous whip-stitched 9" gauntlet deerskins just won't wear out, won't lose their superb soft quality. Fashion—right for dress or sport in White, Beige, Chocolate Cream, Cork or Black.
Sizes 6-8½ **2.99**
(Add 20¢ postage)

NEW 10" GAUNTLETS—same style—White, Beige or Black 6-8½ (Add 20¢ postage) **3.99**

STRAW COVER-UPS

Change Coffee Cans Into Air-Tight Canisters

Insert seal-tight one-pound empty coffee can into our attractive straw cover-up, fill with your home-made cakes, cookies or candies for gift giving. Three make an air-tight canister set. Red, natural, green or bronze.
Three for **2.99**
(Add 39¢ for postage, hdlg.)

For Little Girls You Love VELVET 'KITTY" PURSE

Soft, cuddly kitty of white bunny fur with blue eyes and pink bow. On red velveteen. Brass finish frame.
7" x 5" **2.29** ppd.
Four for **8.95** ppd.

CHINA HIDEOUT

For Whipped Butter

"Regency" style white china crock takes entire 8 oz. whipped butter wax container . . . can be easily removed and replaced in refrigerator. (4½" diam.) Use also for cottage cheese, slaw, etc.
2.49 ppd.

In Tumblers Something New— GLASS BAMBOO

Attractive-to-the-eye, easy-to-grip, the bamboo shape makes these tumblers a must-have! (Highball size—14 oz.) From Italy. Choose amber, sky blue, green or smoke. **4.99**
Pstg. & Hndlg. (E. of Miss. 69¢, La., Fla., W. of Miss. 99¢)

Ours Alone! Here's How to Shop For Exclusives By Mail!

(N. Y. State residents add 2% Sales Tax)

HERE'S HOW CO., INC.
Dept. AH-57, 59 Tec St., Hicksville, New York 11801

SWEATER CHEST

FINELY FINISHED OR IN KIT

CEDAR LINED

The first of its kind! This lovely, slim chest stores 16 to 20 sweaters in full view for quick selection. Keeps all sizes, even bulky knits, in perfect shape. Fragrant cedar shelves slide out for easy access—give year 'round protection for precious woolens. Stores blouses, shirts, slacks, too. Remove some shelves for blankets, etc. Hand crafted in rich pine with cedar interior. In satin patina honeytone pine or maple finish. 32"H. 26"W. 14"D. $39.95

EASY KIT: Ready for quick assembly and finish. Simple instructions. **$26.95**

Both Exp. Chgs. Col.

BEAUTIFUL NEW FREE CATALOG—700 PCS. Finished and Kit Furniture in Friendly Pine

Include Zip No.
Money-Back Guarantee

YIELD HOUSE
Dept. A12-5, No. Conway, N.H. 03860



Calendar Towel $1.00

Calico Cat Calendar Towel for 1966 is colorfully printed on 100% pure Belgian linen! 15½" x 30" long with wooden dowel and cord for hanging. The cats are in gay lavender, moss green and light blue . . . so purrr-ty you'll want extras to send as new year "greetings" to your friends! Each calendar can be used as a tea towel the following year! $1.00 Ea., 3 $2.75 Postpaid. Order No. 7767.

Helen Gallagher

Dept. 412, Peoria, Ill. 61601
Please Include your Zip Code

Write for FREE Gift Sale Catalog

Shirts, sweaters, slacks, jackets, raincoats, sox — other apparel — all in Big or Tall Men's sizes! Shoes size 10 to 16, widths AAA to EEE! By mail only, from America's top specialists! Write TODAY for FREE Catalog!

KING-SIZE, INC. 3661 Forest St. • Brockton Mass.

HOLIDAY GIFT ALPHABET KIT ONLY $1.00 ppd. PERSONALIZE ALL YOUR PACKAGES THE EASY ECONOMICAL WAY . . . .

Add personality to Christmas, birthday, anniversary, gift packages with this remarkable kit. Contains 790 gummed ¾" letters in two colors, red and green. Dimensional effect. Spell out names, holiday phrases etc. Use all year long. Only $1.00 ppd. *Send check or money. Sat. guar.*

Crescent House 135 Central Pk Rd AP, Plainview LI NY 11803

Swiss Music Box

18 Notes only $5.95 ppd.

Fine, imported Swiss music movement inside polished natural maple case with colorful Swiss scene on lid. Complete mechanism enclosed under glass. 4⅛" x 2⅞" x 2⅛". Music stops automatically when lid is closed. Choice of "Beautiful Dreamer" or "Brahms Lullaby." Endearing gift for all ages.

G. SCHIRMER 4 East 49th Street New York 10017, Dept. 2

PERSONALIZED CRAYON CADDY

Newly designed crayon caddy with colorful boy & girl design. Made of sturdy wood & fibre board & personalized with name & gay reminder to "Pick them up . . ." Has carrying handle for easy pick-up. Specify boy's or girl's name. **$1.50**

MONOGRAMMED POCKET CIGAR CASE

Holds 5 cigars fresh & uncrushed. Genuine pigskin. Adjusts to any length cigar. Nice way to offer a cigar.

With initials in 24 Kt. gold. **$2.49**

CROWN CRAFT, 3-A Mt. Hope Pl., Bronx, N. Y. 10453

CUT-TO-FIT HOMES SAVE LABOR COSTS UP TO 100%

Save labor costs up to 100%, reducing completed home cost. You can assemble any of 57 designs from easy-to-follow plans. No measuring or cutting . . . every piece precision machine pre-cut and marked.

BUY DIRECT FROM MILL, eliminate all between overhead, profit and labor costs. Nothing to plan or figure. Complete with all lumber, hardware, paint, nails, glass, roofing, etc. Sterling Home quality material throughout. Freight paid most areas. Write today. Send 25c for illustrated, color catalog, floor plans and details.

THIS HOME $6535

CHOICE of 57 DESIGNS

FIVE EASY-PAYMENT PLANS

PRICED FROM $2295 UP

Prices do not include carpentry labor, heating, lighting, plumbing and masonry materials.

INTERNATIONAL MILL & TIMBER CO. Bay City, Michigan, DEPT. AH125

SEND 25c MAIL COUPON TODAY!

PLEASE SEND PRICE LIST AND STERLING HOME COLOR CATALOG TO:

NAME _____

ADDRESS _____

CITY _____ ZONE ____ STATE _____

BLUE ONION TABLECLOTH

Fun-to-finish kit has Meissen Blue Onion pattern stamped for cross-stitch on white linen. Includes blue floss, instructions, and cloth finished with Swiss-edge scallops. Finished sizes are shown.

No. 547 Kit, 50" x 50" $3.95
No. 548 Kit, 50" x 68" $5.95
No. 549 Kit, 58" x 78" $7.95
No. 550 Kit, 68" x 88" $9.95
No. 552 Kit, 68" x 106" $12.95
No. 551 Napkin Kit, Set of 4 ..... $2.95

PLUS 50c POSTAGE

Pa. Res. Add 5% Sales Tax. Sorry No COD's

VICTORIA GIFTS, 12-A Water St., Bryn Mawr, Pa.

COMPLETE OR IN KIT

SUSAN BOOK END TABLE

HOLDS ABOUT 60 BOOKS

A friendly union of charm and function distinguishes our lovely Susan Book End Table. Holds larger reference volumes below, standard sizes above. Revolves on extra sturdy concealed ball bearing swivel so all books are accessible. An ideal end, occasional or bed table. 25½" H. 24" Dia. Beautifully hand crafted of knotty pine in mellow honey tone pine or maple finish. Only $29.95. COMPLETE 1 HR. KIT. Prefitted, sanded, ready to assemble and finish. Simple instructions. Only $19.95.

Both Express Charges Collect

BEAUTIFUL NEW FREE CATALOG—700 PIECES

Include Zip No. *Money-Back Guarantee*

YIELD HOUSE Dept. A12-5, No. Conway, N. H. 03860

Miniature Greenhouse

actually grows miniature plants, flowers and tomatoes indoors. Comes complete with humidity rack, pots, soil and special seeds in protective coating and color coded sticks containing dwarf plant food. Complete instruction book insures success. Only 5" x 5½" x 3½", you will be amazed at the results.

Pa. Res. Add 5% Sales Tax. Sorry No COD's

Send for Free Gift Catalog

$2.50 POSTPAID

TAYLOR GIFTS Dept. A, 226 W. Wayne Ave. Wayne, Penna. 19087

CRAZY INFLATABLE LEGS

Realistic, flesh-colored vinyl legs. Blow them up—and stick them under the sofa, table, etc. A great new gag for uninhibited funsters. $1.95 pair (Shoes not included), Postpaid.

LIGHT-UP CHRISTMAS TIE!

This must be the ultimate in wild Christmas cravats. Red felt, decorated with a green tree, and wired with real lights that twinkle when you want to shine. Powered by a built-in transistor battery (included). $1.95, Postpaid.

Free: Catalog of light-hearted gifts

GAME ROOM

611 L St., N.W. Washington, D.C. 20001

TITANIA

the most BRILLIANT jewel stone on Earth!—says the READER'S DIGEST about this amazing

MAN-MADE MIRACLE!

Unset "Titania" jewels, 1 to 5 carats, for your own rings, brooches, etc. Per carat ONLY $12*

1 carat "Titania" Solitaire set in a beautiful 14 kt. gold mounting. Complete ONLY $29*

1 carat "Titania" set in a Masculine box style 14 kt. mounting. Complete ONLY $37*

Write for FREE HANDY RING SIZE CHART & 120 PAGE FULL COLOR JEWELRY CATALOG.

*No more Federal Tax

REGENT LAPIDARY CO. 10 Day Money-Back Guarantee

Dept. AH-23 511 East 12 St. New York 9, N.Y.

SPACE-SAVING HAT STANDS

Keep finest millinery in perfect condition. These beautiful antique white and gold stands have top sections shaped exactly like round crown millinery blocks. Hats stay dustproof and ready to wear under clear plastic covers. Stands come in different heights so space can be saved on a closet shelf by placing one partially under another. Choice of 7, 9, or 11 inch heights at $3.95 each or a set of three for $9.95. Postage prepaid.

(Texas residents add 2% sales tax.)

ROSELLA DESIGNS

Dept. AH, P.O. Box 8055, Dallas, Texas 75205

NOSTALGIC ARTILLERY. A miniature Civil War cannon would make a nice ornament for desks or rooms used by the male members of the family. This cast-iron replica of the old firing piece comes finished in black or in antique green. The small size (4½" long) is $1.95. The larger version (10½" long) is $5.95. Crescent House, AH12, 135 Central Park Avenue, Plainview, N.Y.

THE CHILDREN'S HOUR when they are splashing in the before-bedtime tub, will be happy and peaceful when you use a fragrant cake of soap decorated with gamboling lambs and children. Generous in size, the soap is French milled and comes two cakes to a box for only $1.25. Five boxes are $6. Carolina Soap and Candle Company, AH12, Southern Pines, N.C.

FOR HUMMEL COLLECTORS, a 1966 calendar made of 12 heavy pages beautifully printed in multicolor. The well-loved and familiar children that Sister Hummel executed so beautifully are represented on each month's page. An extra cover page makes this a most appealing gift. 11½x8¼". $1.29 each; $2.50 for two. Order from Helen Gallagher, 412, Peoria, Ill.

Send for your **New Forslund Catalog...50¢**

New, big and colorful! 124 pages filled with Quaint American Furniture and all the nice things that go with it—so many exclusive with Forslund—many made in our own little Grand Rapids manufactory. Our first new big catalog in four years!

Carl Forslund

(Father and Three Sons)

Dept. AH, 122 E. Fulton St. Grand Rapids, Michigan

PROTECT CARPETS from Damaging DOG STAINS

'Puppy trains while Master sleeps' with

TRAIN-O-MAT®

Chemically odorized, sanitary mat attracts dog at "comfort" time. Instinct tells "this is the spot". TRAIN-O-MAT housebreaks pet easily, surely and without effort on your part. Mat fits in a 12" attractive, washable holder. KENNEL TESTED. Perfect, too, for housebroken dogs. MONEY BACK GUARANTEE.

Holder with 2 months supply of mats $3.95 postpaid
Holder with 6 months supply of mats $5.95 postpaid

G & G RESEARCH P. O. BOX 8395-83 Dallas 5, Texas

FREE! JEWELRY CATALOG

ILLUSTRATED IN FULL COLOR
INCLUDING PHOTOGRAPHY SECTION
WITH REVOLVING CHARGE ACCOUNT PLAN
BRAND NAME MERCHANDISE
AT LOW DISCOUNT PRICES . . .

PARKER DISTRIBUTORS (AH-125)
40 INDUSTRIAL PL., NEW ROCHELLE, N.Y. 10805

CACTUS PLANTS

FROM SEED
ALL KINDS AND FORMS

Curious, odd-looking, strange species of plants that thrive anywhere with little care. Flowers of exquisite beauty and fragrance. Send only 10c in coin for 50c Pkt. **or 3 Pkts. for 25c** and Seed and Nursery Catalog. **FREE**

R.H. SHUMWAY Seedsman, Dept 306, Rockford, ILL. 61101

PHOTO BARGAINS

ONLY 1.00 YOUR CHOICE

25 WALLET PHOTOS (plus FREE 5X7 Enl.)
or
2 8X10 ENLARGEMENTS or 4 5X7 ENLARGEMENTS

Finest quality double weight portrait paper. Send any snapshot photo or neg. (returned). Add 25c per selection for handling.

Any enlargement hand-colored in oil, 50c extra
State color of eyes, hair and clothes.

QUALITY VALUES, Dept. 709—H
NEW ROCHELLE, N.Y., 10804

GOURMET DELUXE HOT TRAY

Enjoy your own party by preparing your food in advance.

This efficient, beautiful, radiant heat 11"x16" Hot Tray for entertaining or family use. Will not over-cook, dry out, change flavor or texture of food. Stain and alcohol resistant. Beautifully decorated steel with American Walnut or Blue Cornflower on White. AC or DC 110 Volts U.L. Approved. Guaranteed 1 year. **$6.95** plus $0.75 postage.

MARY FILLO, BOX 2925, ST. LOUIS, MO. 63130

VICTORIAN REVIVAL, a set of garnet jewelry to highlight a new holiday outfit. Necklace (18" long) can be worn with a daytime dress or sweater. $3.98. Or for a gala occasion wear the bangle bracelet ($2.98) together with the clip-on earrings ($1.98) and adjustable ring (98c). The sparkling red stones are set in gold-plated metal. Order from Foster House, Dept. 412, Peoria, Ill.

PIÈCE DE RÉSISTANCE for a gala sit-down or buffet party is this cherub centerpiece, an exact copy of an 18th-century piece. It is porcelain and comes in eight pieces: four cherubs, two oval and two straight sections. Cherubs are 7" high. Frame, when placed in position, is 18" long and 8" deep, $9.95. Ziff, AH12, Box 3072 Merchandise Mart Plaza, Chicago, Ill.

THE MALT DRINK, beer, should be served in "chug-a-lug" mugs. Made of ceramic permanently decorated with the labels of popular brewers, each 12-ounce container has a large, well-balanced handle. These attractive vessels make nice decorations on the host's bar. The set of 4 is only $3.95 plus 45¢ postage. $7.50 for 8 plus 50¢. Ferry House, AH12, Dobbs Ferry, N.Y.

PEWTER WINE SET

There is something about the inner glow of Pewter that makes people love it. No need of shining, it is always there.

French Wine Jug 7½" $15.50, Wine Goblet 5" $5.25 ea., Tray 11" $12.50. Not shown, Cordial Goblet 3", 2 for $5.50, postpaid. A woman's and her family's treasure. Satisfaction Guaranteed.

—Pewter Catalog showing over 150 pcs. 25¢—

HILDEGARDE'S A5
597 Farmington Ave., Hartford, Conn. 06105





10 FEET WIDE DRAPERY FABRICS ONLY $2.98 a yard

Drape widest windows floor-to-ceiling with no seams to sew or show. Heavy, sturdy cottons drape beautifully, need no lining, launder fluff-dry, never ironed. Primitive handwoven look. Natural, white, or custom colors. Also, new see-through weaves. All 2.98 to 5.25 yd. Your choice of yardage or complete *made to measure draperies*. Satisfaction guaranteed or full refund. Branches at 1919 Waukegan, Glenview, Illinois; 1124 Sutter, San Francisco, Calif. For brochure and 34 swatches, *send 25¢* to main store at

HOMESPUN HOUSE 261 So. Robertson Beverly Hills 2, Calif.

PROUD OF YOUR DOOR?

Let us beautify and identify your door or doorbell with this impressive solid brass engraved nameplate. Your name smartly engraved in script. Money back if not delighted. Solid brass screws included. Full prices: 3 in. plate $1.50, or 5 in. plate $3.00. Sorry, no COD's. We ship in 2 days. Mail to

ELGIN ENGRAVING CO.
Dept. B, 614 SOUTH ST., DUNDEE, ILL. 60118

BRASS MOBILE ORNAMENTS

Each is a delicate treasure for your tree! Hand cut from satin-polished solid jeweler', brass, straight from a tiny German workshop. MUSICAL ANGELS swing inside a starry circle, each with musical instrument. SWINGING STARS (not shown) are like exquisite snowflakes. Unbreakable, about 2½" dia. Hand made so assortments vary. Order early! Order **No. 4593 Set of 6 Angels; No. 5034 Set of 6 Stars.**

$5.95 set; 2 sets for $11.75 Ppd.

Write for FREE catalog of unusual gifts.
Please include your zip code.

DOWNS & CO., Dept. 3612-B Evanston, Ill. 60204

BETTER BUY THE BUSHEL

It's filled with 30 toys in wood, pottery, papier mache. The simple playthings of peasant Mexico. They come spilling out of a bushel basket useful for firesides or laundry. Toys range in size from life-size masks, a 13" doll, on down to 3 inch miniatures. There are horses, bulls, parrots, a bird in a cage. All 30 pieces and the basket too, for only

$9.95 pp. ***Free catalog of imported gifts.***

The OLD MEXICO SHOP
Patio 5. SANTA FÉ_NEW MEXICO

1000 Name & Address LABELS $1

ANY 3 DIFFERENT ORDERS $2

When you buy 3 orders for $2
You are actually paying
67 cents per 1000

We print YOUR ZIP Code. Send it to us.

For fifteen years we have Satisfied our customers With the finest quality Labels in the country

Sensational bargain! Your name and address handsomely printed on 1000 finest quality gummed labels. Conveniently padded. Packed with FREE useful Plastic GIFT BOX. Use them on stationery, checks, books, greeting cards, records, etc. *Beautifully printed* on finest quality gummed paper—1000 labels only $1.00 postpaid. SPECIAL—SAVE MONEY! ANY 3 DIFFERENT ORDERS $2. *A terrific bargain!* Makes an ideal gift. If you don't agree this is the buy of the year we'll refund your money in full.

HANDY LABELS **1201 Jasperson Bldg. Culver City, California 90230**



Pistol-Handled Stainless
in an heirloom tradition

FIDDLE BACK

An exact replica of a famous old sterling pattern, with graceful pistol handled knives, 3 tined forks and rat-tailed spoons. In heavy hand-forged satin finished stainless. Service for 8 includes 8 dinner forks, 8 dinner knives, 8 salad forks, 8 soup spoons, 16 teaspoons, plus 2 serving spoons.

Complete 50 piece set only $29.95

Also available: **FIDDLE BACK stainless steel. Complete 50-piece set $29.95**

All prices postpaid. Write for FREE catalog.

SETH and JED Dept. A-125 New Marlborough, Mass.

VALET CHAIR
THE PERFECT BEDSIDE CHAIR

Now you can dress sitting down. What's more, you can hang your clothes, neatly, conveniently on the same chair. This handsome Windsor adaptation has a wide hanger back and trouser rod, holds jacket, trousers, tie, etc. Drawer or seat holds pocket gear—rungs are properly arranged to hold shoes. It is the complete clothes valet and bedside chair in one. Beautifully hand crafted with thick pine seat, and white birch turnings and back. Finely finished and polished in mellow honey pine or lovely maple-finish. 36" H. 18" W. 18" D.

Only **$19.95** Exp. chgs. col.

EASY HOME KIT—Complete. Pre-fitted, drilled, sanded, etc. All ready for assembly. Simple instructions. Only **$14.50** Postpaid. Add **$1.00** Postage West of Miss.

Beautiful New Free Catalog—700 Pieces—Complete or Kits.

Include Zip Number Not Sold in Stores **YIELD HOUSE** Dept. A 12-5, No. Conway, N.H. 03860



ANTIQUE GOLDEN BRASS SWITCH PLATES

add elegance to your walls. Lovely golden brass plated solid metal is polished then antiqued by hand. Lacquered to eliminate tarnish. Graceful fluted raised design is perfect for every room. Easy to use matching brass mounting screws included. Welcome gift. Single Switch (3"x5") . . . $1.00 each; 3 for $2.85. Double Switch (4½"x5") . . . $1.50 each; 3 for $3.98. Triple Switch (6"x5") . . . $2.98 each. Twin Outlet (3"x5") . . . $1.50 each.

Postpaid. Immediate holiday delivery.

LILLIAN VERNON, Dept. AHD65 560 S. Third Ave. Mt. Vernon New York 10550

IMPORTED

Metronome



Perfect music room decor. Insures accuracy in beat timing in playing music or any other application where controlled tempo is desirable. Expertly made by fine European craftsmen. Beautifully finished hardwood case. Complete standard range of 40 to 208 beats per minute.

G. SCHIRMER 4 East 49th Street New York 10017, Dept. 2

NEW! Combination Tissue Dispenser and Litter Basket for your car!



Dual Container won't tip, slide, creep or rattle! Rides the hump of your floorboard like a saddle! Dispenses Kleenex tissues Juniors from one compartment and holds used tissues, gum wrappers and travel debris in the other. *Requires no installation.* Made of heavy molded plastic to match the interior of your car, it comes in seven automotive finishes: black, green, red, blue, beige, silver and gold. $2.50 (includes box of Kleenex tissues Juniors). To order, send check or money order for $2.50 to Kleenex Tissues, Juniors Box 345-E, Southfield, Mich. 48075

KIMBERLY-CLARK PRODUCT

KLEENEX IS A REGISTERED TRADEMARK OF KIMBERLY-CLARK CORPORATION

NEW! ALL FOR ONLY $2.95
CHILD GUIDANCE RECORDS

We all want our children to grow up healthy, happy, well adjusted human beings. Intelligent . . . Successful . . . Personable . . . Lovable . . . Fearless, able to realize their full potentials . . . What a world it would be! ! !

Well, we're not saying that these Child Guidance Records will guarantee this, but they'll help!

. . . teaches pre-school children the alphabet on one side of the record and how to count numbers from one to 20 on the other side.

. . . a lullaby record giving children added security and helping those who are afraid by showing how to "unwind" for a tranquil night's rest.

. . . the story of thunder and lightning and explanation of the causes. The record tells about Benjamin Franklin's research into electricity and teaches children not to run under a tree during a thunderstorm.

Side 1 is "Let's Play Fire Chief" and tells how to behave when a fire starts—Side 2 is "Let's Play Engineer" and teaches children not to play near railroads.

. . . here is the story of man's first use of fire. Children learn the safety rules to prevent fire, and the record cautions them not to play with matches.

Makes a Wonderful Gift!!

Authoritatively conceived, thoroughly researched and wonderfully executed.

NATIONALLY COMMENDED BY PARENTS AND EDUCATORS

This whole set of 5 special 7" Long Play 33⅓ rpm records, in beautifully illustrated color albums, is yours for only . . . $2.95 complete . . . and mailed right to you. So if you would like a set mailed to you, or your Grandchild, or your Niece, or Nephew . . . act today!! All you do is send $2.95 and you'll have your records in no time at all.

Guaranteed to please SEND CHECK OR MONEY ORDER TO: RECORDS—2050 LUDLOW ST., PHILA., PA.

IT DIDN'T GET AWAY because the fisherman wore a "fish mitt" while hauling in the catch. This clever left-hand glove is made of sturdy plastic fitted with four stainless-steel cleats that grip the slippery catch. One size fits all. This is a perfect stocking gift for your favorite fisherman. $2.99. Order from Here's How Co., Inc., Dept. AH12, 59 Tec St., Hicksville, New York.

SNOW FUN. Give youngsters from 3 to 12 a pair of "mounty" snowshoes and they will enjoy a healthy, invigorating sport. Frames are aluminum, webbing is plastic, and the harness is sturdy leather. Easy to adjust to either shoes or galoshes, "mounties" will give many years of pleasure to young members of the family. $5.98. A Man's World, Department AH12, Flushing, N.Y.



HOLD THAT TIGER or someone will walk off with it. Made of the plushiest plush, it has the most appealing eyes, brilliant black stripes against golden "fur," and a transistor radio concealed inside. Just unzip the opening in the stomach and the radio can be removed. Any member of the family will love it. $12.95. Wayside House, AH12, Box 134, Sudbury, Mass.

TICKING WATCHES FOR LITTLE TOTS

Here's a toy that holds a child's interest indefinitely because it's a watch just like yours. Never stops ticking because it's self-winding. Shockproof mechanism to withstand the bumps. Non-breakable plastic crystal in metal case, and a real wrist band. Hands move when you set it. You cannot miss with this toy—he owns his own watch and wears it proudly! Only **50¢** postpaid. We ship within 24 hours!

MONEY BACK IF NOT SATISFIED Send for free catalog

Walter Drake 412-6 Drake Building Colorado Springs, Colo.



FINISHED OR IN KIT

Magazine Tree

Just developed in our workshop—a compact, easy-to-carry Magazine Tree! Holds over 75 magazines, catalogs, newspapers, journals—all shapes and sizes. Pick them out, wrinkle-free, quickly, easily. It's a brand-new idea for home, office, or reception room—ideal where space is a problem. 12" W. 13" D. 30" H. Finely crafted of rich grained pine, hand rubbed to a satin sheen. Hardwood spindles and carry handle. Honey pine or maple finish.

$14.95 *Exp. Chgs. Col.*

COMPLETE EASY-DO KIT. Prefitted, drilled, sanded, ready to finish. Simple instructions. **$9.95** *Postpaid. Add 75¢ West of Miss.*

LARGE NEW FREE CATALOG—700 PIECES—Finished and Kit Furniture in Friendly Pine.

Include Zip Number Not Sold in Stores Money-Back Guarantee

YIELD HOUSE Dept. A12-5, No. Conway, N.H. 03860

PLAY BETTER with a professional Harold Worst billiard cue. Designed by the World's 3-cushion billiard champion. Special grip of seamless vinyl, solid brass joint, select long grain maple shaft. Jointed cue comes in smartly designed corrugated box. Ideal gift for the man of the house. **$17.95.** Receive free booklet "Winning Ways" with each order. Order from

HAROLD WORST, Inc.
3757 Plainfield N. Grand Rapids, Mich.

Grand Gift for Gardeners

For Years of Enjoyment

Makes Everything Grow Like Magic

SUDBURY SOIL TEST KIT

You'll be thanked again and again! Easy 10 minute tests turn even new gardeners into experts right away. **Popular Garden Test Kit** takes the guesswork out of gardening. Shows what soil needs to have lawns, house plants, flowers, vegetables do best. Easy as reading a thermometer. Compact, crystal-clear "jewel box" case, can be used anywhere. Fun to give—rewarding to get. Postpaid, only **$7.95.**

FOR THOSE WHO WANT TO GIVE THE VERY BEST

Larger **"Horticultural"** model has life time welded steel chest, more equipment. Prized by everyone who owns it! Postpaid, only **$18.95.**

Money-Back Guarantee. *Kits mailed day order rec'd.*
SUDBURY LABORATORY, Box 1761, Sudbury, Mass. 01776

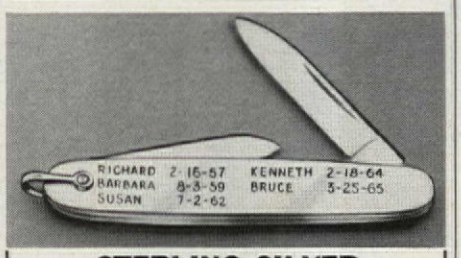

STERLING SILVER

KEEPSAKE KNIFE

For Grandad or Dad—$4.95

Every Grandfather or Dad will be proud as a peacock when he shows this pocket knife to friends. In Sterling Silver, engraved with the names and birthdates of all his grandchildren or children. A handy reminder for all those important birthdates. 2¾" long, with two sharp knife blades. Rhodium-plating over the Sterling Silver prevents scratching and tarnishing. Room to engrave up to 12 first names and birthdays. **Knife, $4.95** ppd. Each name and date 35¢ extra.

Send check or M. O. Satisfaction Guaranteed

ALEXANDER SALES, Dept. A-12
125 Marbledale Rd., Tuckahoe, N.Y.

The last "Complete" Silver Set Minted!

1964 U.S. MINT SET

with the John F. Kennedy Half Dollar, in attractive, sparkling Lucite display holder. This year make it a Christmas gift that's **different** and **valuable**. Ideal, too, for graduation, birthday, confirmation, anniversary, etc.

$2.95 Ppd.

10 Sets—$ 27.50
25 Sets—$ 65.00
50 Sets—$122.50
100 Sets—$235.00

Brilliant, uncirculated 1964-P Mint Set of coins displayed and contained in permanent, see-thru, lifetime holder. Value has been increasing steadily. Start investing now. Sold with money back guarantee.

1963 mint set— 4.00	1962 mint set— 4.50
1961 mint set— 5.25	1960 mint set— 5.85
1959 mint set— 6.25	1958 mint set—10.25
1957 mint set—10.50	1956 mint set—11.00

All 9 Sets (1956–1964), only **$54.95**

Send check or money order

SUPERIOR COIN CO. (Dept. AH-3)
34 E. 12th St., N. Y. 3, N. Y. GR 7-5780
Diner's Club Members May Charge Account

HOW TO KNOW ANTIQUES

YES, YOU CAN KNOW ALL ABOUT ANTIQUES!!

How to identify—when manufactured—today's uses—current values, etc. America's outstanding authorities in all fields of antiques and collecting bring you monthly up-to-date information in **The Antiques Journal!**

In this fact-filled, profusely illustrated monthly magazine, now in its 19th year, you will find information to help you decorate your home, identify chinaware, glassware, furniture, pottery, metal items, guns, etc. Other articles appear on Art and colored glass, dolls, buttons, mechanical banks, clocks, bottles, fans, lamps, shaving mugs, samplers, souvenir spoons, old toys, etc. Regular features include columns on books, coins and stamps. An interesting advertising section will direct you to the best sources for all types of antiques and collector's items. **The Antiques Journal** tells you everything you want to know about antiques and collector's items.

Twelve Interesting Issues Mailed to You For Only $5.00, or Special Xmas Gift Rate—3 Gift Orders For Only $12.00.

The Antiques Journal makes a perfect gift for your antique collecting friends!

THE ANTIQUES JOURNAL
Dept. 12 Uniontown, Pa.

EXCLUSIVE 3-WAY HEAVY KNIT HOOD, HAT OR UNDER CHIN

Storm Hood 1.19

plus 15c post for each hood

6 for $7 ppd.

Warm wool in black or red. Protects head, mouth, neck and ears; keeps out cutting wind and biting cold. Fits men, women, children. Available only by mail. Money-back guarantee. Send check or M.O.; no C.O.D.'s.

BARCLAY, Dept. 57-N
170-30 Jamaica Ave., Jamaica, N.Y.

ONLY $8 PER CARAT

FINE CUT • 58 FACETS
PURE WHITE • FLAWLESS

STRONGITE is a hard and brilliant synthetic gem, at a fraction of the cost of a diamond. STRONGITE'S hardness enables us to offer you an UNCONDITIONAL LIFETIME GUARANTEE in writing against chipping and scratching. All shapes and sizes up to 20 carat. Easy payment plan. Money-Back Guarantee within 10 days. Send no money.
Write for FREE BROCHURE with settings for men and women.

THE STRONGITE CO. Dept. 44A, 7 W. 45th Street New York, N. Y. 10036

Printed in U.S.A.