May 35¢

THE AMERICAN HOME

Bastes & marinades add zest to outdoor cooking

How to judge the school system in a community

Slip covers put the bloom on a room

Expand the pleasures of indoor-outdoor living

A dramatic, new idea in vinyl floors: Montina Corlon, by Armstrong

Montina Corlon is unique. It's made of stone-like chips of vinyl set in a deep translucent vinyl base.

Each chip is veined with rich, natural colors.

Montina Corlon has unusual texture. It looks pebbly, feels nubbly.

It makes an almost seamless floor (comes in long, wide rolls).

It can be used anywhere in the home—even in most downstairs playrooms, directly over concrete.

Send for a free sample of Montina and a folder of its colors.*

*Armstrong, 6405 Pine St., Lancaster, Pa. In Canada, Dept. 54-B, Box 919, Montreal, P.Q. Shown in foreground: style 86703. In rear, style 86701. Montina and Corlon are registered trademarks of Armstrong Cork Co. Floor design copyrighted by Armstrong.

Montina Corlon is one of the famous Armstrong VINYL FLOORS

I want a balcony outside my window

and a set of that new pattern Orleans

Even if I have to live in one room, I must have two things. Orleans. That elegant new pattern in Deep Silver. And, a balcony smothered in flowers. To give little lunches in the sunlight. (We can't supply a balcony. But we can offer Orleans. Tiny garlands carved into a French Renaissance design.) The only silverplate reinforced with inlays of solid silver, Deep Silver has an extra deep layer of silver to keep it rich and heavy. Introductory Set, 48-piece service for 8, only $90.00. For Orleans booklet: Write to The International Silver Company, Meriden, Conn.

International Deep Silver

See Orleans at your favorite silverware store.

Look Mom! I'm growing already!

After a few spoonfuls, kids feel that way. The warming nutrition of the rich chicken broth picks them up. Those golden egg noodles fill them. This is Lipton Chicken Noodle. One of 12 Lipton Soups that taste like mother just cooked them.

ALPHABET VEGETABLE • TOMATO • BEEF NOODLE • MUSHROOM • TOMATO VEGETABLE • GREEN PEA • ONION • CHICKEN NOODLE WITH MEAT • CHICKEN RICE • CREAM STYLE CHICKEN • POTATO

THE AMERICAN
HOME
A Curtis Publication
MAY 1964 / VOL. LXVII. NO. 4

THE CURTIS PUBLISHING COMPANY

MATTHEW J. CULLIGAN
Chairman and President
CLAY BLAIR JR.
Editor-in-Chief
MARVIN D. KANTOR
Chairman, Magazine Division

AMERICAN HOME
HUBBARD H. COBB
Editor
HELEN DE MOTTE
Managing Editor
ALVIN GROSSMAN
Art Director
LESLIE R. FORESTER
Copy Director
ROBERT W. HOUSEMAN
Decorating Editor
VIRGINIA T. HABEEB
Food and Home Equipment Editor
ALAN C. BORG
Building Editor
THEODORE A. WESTON
Garden Editor
DOROTHY L. BRIGHTBILL
Home Projects Editor
ANN MC LAUGHLIN
Market Place Editor
NANCY CARPENTER GRAY
Pacific Coast Editor
ROBERT LOFGREN
Editor-at-Large
FERDINAND D'ESPOSITO
Production Coordinator
HELEN T. WALSH
Assistant to the Managing Editor

ASSOCIATES
Joseph Taveroni/Art
Priscilla Clapp/Decorating
Frances M. Crawford/Food
Doreen H. Engle/Equipment

ASSISTANTS
J. Lietta Dwork
Dorothy B. Humanitzki
Evanthia Kondonellis
Jane O'Keefe
Renee B. Prowitt
Marcia Spires

JOHN L. COLLINS
Publisher

HOMES AND MAINTENANCE

30 Outdoor Living Is Definitely "In"
37 Sophisticated Simplicity on a Hilltop
84 Prescriptions for Paint Problems
88 Closing in Porch Opens Up Opportunities
97 Budgeting for Unexpected New-Home Expenses
98 Colonial Barn Is Transformed Into a Country Estate
104 What You Should Know About Your New House
106 Home Maintenance Clinic
108 The Terrible Termites

DECORATING

42 Beautiful Ways to Extend Your Living Space
50 Spruce Up With Slip Covers
56 Entertaining Calls for Some Crystal-Clear Thinking

FOODS, KITCHENS, & MANAGEMENT

58 Give a Bridal Shower
60 Delectable Accompaniments for Barbecue Dining
62 Marinades & Bastes
76 $700 Brings a New Look to a Well-Planned Kitchen
78 Buyer's Guide to Outdoor Cooking Equipment

GARDENING

4 Bring the Springtime Indoors
54 Orchids Lead an Indoor-Outdoor Life
82 Here's How to Improve Your Problem Soil

HOME PROJECTS

20 Our Alphabet Sampler Is Easy as ABC
48 How to Get "Carried Away" in Great Style
81 Alphabet Sampler Order Form

GENERAL FEATURES

7 Cooking on the Outside (Crying on the Inside)
10 All That Mulch and No Petunias
12 Listen Here: What You Need to Know When Buying a Record Changer
14 Down to the Sea in Style
17 Books & Booklets
23 Heritage Homes Are Worth Saving
26 How to Judge a School System
92 Spring Rolls in on Wheels
94 The Centuries-Old Pleasure of Auctions
107 Shopping Information
110 Market Place

OUR COVER: This Connecticut hilltop house was designed to take full advantage of the view of the rolling countryside spread out below the wide decks. Story begins on page 37. Photographer: Maris/Ezra Stoller Associates.

CURTIS EDITORIAL BOARD
HUBBARD H. COBB, WILLIAM A. EMERSON JR., OTTO FRIEDRICH, L. RUST HILLS, ASGER JERRILD, FREDERICK J. MOFFITT, NORMAN RITTER, DON A. SCHANCHE, CASKIE STINNETT, DAVIS THOMAS, HANK WALKER, FRANK ZACHARY.

ALAN R. ECKLUND, General Sales Manager
NEW YORK, 300 Park Ave., J. Wesley Silk, New York Sales Manager
EASTERN SALES MANAGER, Independence Square, Philadelphia, Gordon E. Fagerlund
PHILADELPHIA, Independence Square, Peter J. Moore./**ATLANTA,** 805 Peachtree Street
BOSTON, Statler Office Bldg., Joseph J. Arcisz./**CLEVELAND,** National City Bank Bldg., James L. Bidwell
DETROIT, Fisher Bldg., Douglas T. Horst
WESTERN SALES MANAGER, Prudential Plaza, Chicago, Robert G. Meeks
CHICAGO, Prudential Plaza, Robert G. Meeks./**MINNEAPOLIS,** Baker Bldg., Richard J. Micheels
PACIFIC COAST SALES MANAGER, 235 Montgomery Street, San Francisco, Joseph M. Enright
SAN FRANCISCO, 235 Montgomery Street, L. H. Sanford Heckinger./**LOS ANGELES,** 3540 Wilshire Blvd.
CALIFORNIA AMERICAN HOME, 235 Montgomery Street, San Francisco, James L. Potts
Carroll I. Johnson, Manager of Research · Arthur G. Illjes, Manager of Advertising Services
James A. Shellenberger, Promotion and Public Relations Director

© 1964 The Curtis Publishing Company, Philadelphia, Pa. 19105. All rights reserved. Title reg. U.S. Patent Office. Published monthly except Summer (July–August) and Winter (January–February) issues: ten issues per year. Second-class postage paid at Philadelphia, Pa., and at additional mailing offices. Authorized as second-class mail by the Post Office Department, Ottawa, Canada, and for payment of postage in cash. Executive and advertising offices, **The American Home,** 300 Park Ave., New York, N.Y. 10022. Editorial offices, **The American Home,** 666 Fifth Ave., New York, N.Y. 10019. All mail concerning subscriptions should be addressed to **The American Home,** Subscription Service, Phila., Pa. 19105. **SUBSCRIPTION PRICES:** U.S. and Possessions, 1 yr., $3; 2 yrs., $5; 3 yrs., $7. Canada and Pan-American countries add 50 cents per year. All other countries add $1 per year. **UNCONDITIONAL GUARANTY:** We agree, upon request direct from subscribers to **The American Home,** Independence Square, Phila., Pa. 19105, to refund the full amount paid for any copies not previously mailed. **THE CURTIS PUBLISHING COMPANY,** Matthew J. Culligan, Chairman and President; J. M. Clifford, Executive Vice Pres.; Mary Curtis Zimbalist, Sr. Vice Pres.; Cary W. Bok, Sr. Vice Pres.; Clay Blair Jr., Sr. Vice Pres.; L. Philip Ewald, Sr. Vice Pres.; Marvin D. Kantor, Sr. Vice Pres.; Leon J. Marks, Sr. Vice Pres.; G. B. McCombs, Sr. Vice Pres.; John Miles, Sr. Vice Pres.; Calvin A. Nichols, Treasurer; Gloria L. Swett, Secretary; John L. Collins, Vice Pres. and Publisher of **The American Home.** The Company also publishes The Saturday Evening Post, Ladies' Home Journal, Holiday and Jack and Jill. **CHANGE OF ADDRESS:** If you plan to move, please notify our subscription department, **The American Home,** Subscription Service, Phila., Pa. 19105, at least six weeks in advance of your move. Send new and old address and, if possible, label from a recent copy.
POSTMASTER: Send Form 3579 to Subscription Service, The American Home, Philadelphia, Pennsylvania 19105.

Printed in U.S.A.

DEAR READER:

If you happen to visit the New York World's Fair this season, and a good many millions of people will be doing so, you'll not only see the result of some pretty good planning on the spot but also get a peek into the Bright New Era that our planners have in mind.

Far be it for us to drag our feet, but before we kick up our heels and while the Bright New Era is still in the scale-model stage, let us remind our planners that planning is for people—and that we, the people, are becoming quite weary of planning that destroys.

We are becoming weary of planning that topples our trees, ravishes our countryside, ruins our natural surroundings, and utilizes our streams and rivers as convenient drainage ditches. We are weary of planning that in the name of renewal—urban or otherwise—destroys entire neighborhoods, uproots families, and demolishes buildings of tradition and beauty.

We are weary of ribbons of highway, all entrance and no exit, that seem planned simply to create more traffic problems. And while we are at it, we might say we're weary of the place-for-everything-and-everything-in-its-place type of planning too. We view with a considerable amount of distaste being told that here is a place to work, this is the place to sleep, this is the place to put your older people, and this is the place to live when you are young.

We are weary of planned centers—be they for shopping, entertainment, or culture—that have been developed to please the planners and not for the convenience of the people.

In short, we are sick and tired of being ignored by the planners. We realize that in today's complex society careful planning is necessary to keep us from tripping over one another. But we want it clearly understood that the planners are there to serve us and that we are human beings with very definite needs and opinions, and not a group of statistics compiled by surveys to be used at the discretion of the planners.

THE EDITOR

BRING THE SPRINGTIME INDOORS

Spread the beauty of your springtime garden all over the house, advises Dick Schuyt, famous floral arranger from Holland. His designs, shown here, inspired these hints to help you create exciting arrangements of your own.

1. Use the slender leaves of daffodils for accents in a tall arrangement. Loop them for added interest at the base.
2. For a dramatic display, don't be stingy. Heap your largest urn with flowers and branches, keeping symmetry and lively, pleasing colors as a goal. Set urn on floor for best effect.
3. A colorful casserole or ceramic pot can hold a perky kitchen arrangement to dress up a window or counter top.
4. Don't forget the not-so-lowly bushes in your garden. Pussy willow branches and Japanese holly add texture and body to the delicate beauty of tulips.
5. Choose colors carefully. Flowers, container, and accessories should blend for a truly distinctive arrangement.
6. Remember, the simplest design can be the most beautiful. A few blossoms, foliage, and a dash of your imagination can result in a springtime display to give you pleasure for days and days.



Ernest Silva Shopping Information, page 107

Incomparable LONGINES Diamond Dynasty watches ...fired with the elegance of sparkling diamonds!

Picture this magnificent **Longines** Diamond Dynasty masterpiece on your wrist—the brilliance of **36 diamonds,** each cut and polished to perfection...set by hand in a solid 14K gold case, subtly Florentined for the final touch of unsurpassed elegance. **And** within this outstanding case is one of the world's finest movements... meticulously hand-assembled by Longines craftsmen. Indeed, this Longines Diamond Dynasty can serve you with pride, satisfaction, accuracy and unsurpassed reliability for an adult lifetime! Another example from the "World's Most Honored Watch" family of outstanding timepieces. Only Longines has ever won 10 World's Fair Grand Prizes, 28 Gold Medals in open competition with the greatest names in time! And at the New York World's Fair, Longines has been approved for the official timing of all events in the U.S. Olympic Trials. Continuing proof of superiority! Visit your Longines-Wittnauer Authorized Jeweler Agent soon to see **The World's Most Honored Watch.**

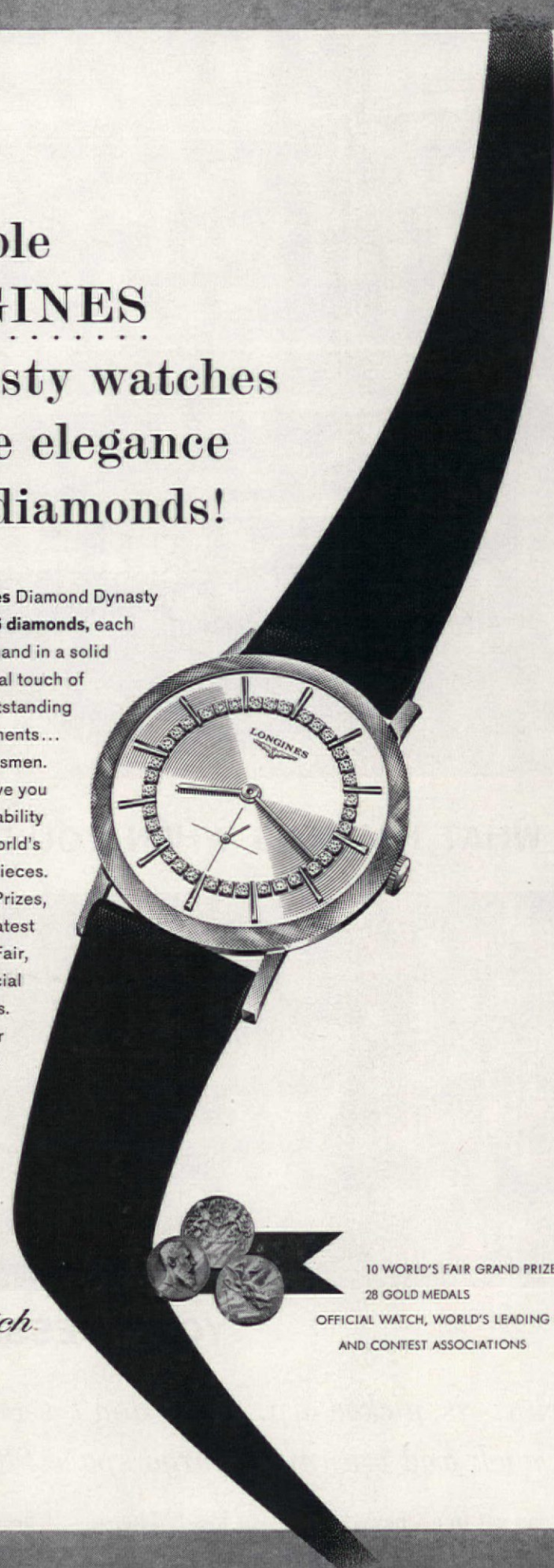

LONGINES

The World's Most Honored Watch

10 WORLD'S FAIR GRAND PRIZES
28 GOLD MEDALS
OFFICIAL WATCH, WORLD'S LEADING SPORTS AND CONTEST ASSOCIATIONS

The Longines Diamond Dynasty 2776. 36 Fiery Diamonds in Solid 14K Gold Case (either white or yellow). Shock protected. Longines Diamond watches from $195.

LONGINES-WITTNAUER WATCH COMPANY

Maker of watches of the highest character for almost a century!

Chevy II Nova Station Wagon with 76.2 cu. ft. of cargo space.

WHAT HAPPENS WHEN YOU PUT A V8 IN A CHEVY II?



YOU GUESSED IT!

Your pickup is picked up. Hills don't seem half so hilly. And even if you've got every nook and cranny of cargo space filled, still there's no holding you back.

The V8* that you can get in a Chevy II this year has 195 horsepower. *One, nine, five.*

Now, that's a lot of engine. But for its size, in case you're not aware, the Chevy II is a considerable amount of car.

The suspension's strong. The double-acting shock absorbers muffle road shocks. The unitized Body by Fisher is as solid as an anvil. The V8 adds oomph.

However, if in your travels you find you don't need that much engine, you can pick a Chevy II with a Hi-Thrift 120-hp six, a 155-hp six* or, in some models, even a Super-Thrift 90-hp four-cylinder engine.

Perhaps that's the nicest thing of all about buying a Chevy II. It's about the only car made that you can have equipped all out for fun, or as economical as all get out. . . . Chevrolet Division of General Motors, Detroit, Michigan.

Chevrolet • Chevelle • Chevy II • Corvair • Corvette

CHEVROLET

THE GREAT HIGHWAY PERFORMERS

*Optional at extra cost

STAN DELAPLANE



COOKING ON THE OUTSIDE (CRYING ON THE INSIDE)

We have been scouring our barbecue. It is one of the mystic, pagan rites of spring in these parts. When we move from the nice warm kitchen to the chill outdoor patio.

I am an outdoor barbecue man of long standing—you HAVE to stand while you are barbecuing and, believe me, it gets you in the legs.

However, in our outdoor set we must cook outside lest we be cut off at the country club. And the banker stiff us for the loan.

So our children can hold up their little heads among the other moppets. The cruelest thing a child can say to another these days is: "Yah! Yah! His mother cooks in the KITCHEN!"

We cook outside because it is a way of life. (It is also a good way to die. Early. But status runs on jet engines these speedy days.)

Immediately after we moved to Suburbia it was pretty obvious we needed one of these cookout rigs.

We had a $500 stove. Timers and all that. You could put a barbecue in that elegant stove and go away and leave it for hours. When you came home—roast beef.

The point of the barbecue is what it does to your social standing. My neighbor Scofflaw has BUILT a barbecue. It is made of brick. He stokes it with imported Mexican charcoal—"gives something extra to the flavor," says Scofflaw, the snob. "They make it outa mesquite or something."

His barbecue is hooked by a long cord to the kitchen plug. His spit turneth over by electricity.

He has secret sauces he puts on the meat with a paintbrush.

He has a long spatula and special tongs for turning the charcoal. He has a chef's apron with a pocket labeled "Crying Towel." He has a chef's hat with funny sayings.

When Scofflaw cooks, the meat sputters angrily, spattering grease—mainly on Scofflaw and the Scofflaw children. Good!

The meat's cooking on the outside. But he is cooking on the inside.

It is my social problem to cut Scofflaw off at the pots and pans.

After scouring the barbecue, I went down and bought a dollar's worth of gravel. Gravel is used for a bed for the charcoal. Makes it burn better—though, if you ask me, charcoal is the most fire-resistant stuff there is. I have seen four-alarm warehouse fires started with less trouble than I have getting charcoal going.

Many people don't know where to get gravel. But I do—having once owned a budgie. He was a talking budgie. But he never talked, the sullen bird.

Anyway, from having a budgie, I know you can buy gravel in a birdseed store. I say: "Give me a dollar's worth of gravel for the budgie."

I take it home, distribute it over the bottom of the barbecue.

Now, how do you start your cookout fire? Many a social climber has slipped on this rung of the ladder.

I put some Sunday newspapers in the pan. On top of the gravel.

Then I put a few twigs on top. I add the charcoal briquets. Then I light it.

The Sunday papers make a blaze that would warm your heart—it warms my shirt at 20 paces. When it dies down, the twigs are flickering. Like a cigarette lighter running out of gas. I pick up one of the briquets. It's still black. Cold as an overdue mortgage payment.

At this point, you get out a can of fire starter. This explosive fluid is sold right where they sell the charcoal. I squirt a quart of the stuff on the charcoal. I hate to do this because it is like cheating a little bit. In my Boy Scout book they quoted a wise old Indian:

"Paleface build heap big fire, no can get close. Injun build little fire. Get close. Heap warm. Ugh!"

I spray on the fire starter. Stand back and throw a match at it. Ugh! What a heap big fire! I tell you it nearly takes the eyebrows off me. A little mushroom cloud rises over the barbecue. And the kids yell:

"Daddy blew himself up!"

Once the charcoal is going and the meat is on, you must be careful not to burn it. That is, the meat should look like a black Gladstone bag on the outside. Inside it is deliciously pink.

However, the grease from the steak does not know this. It burns gloriously, spattering fiery grease in every direction, giving the barbecue cook third-degree burns and sending a greasy ash into the air. (It drifts down and floats on the martinis.)

To stop this—well, to slow it down, then—you shoot the blaze with a water pistol. The cook is rodded up like a Western TV gunman. We whip out the old water pistol and—squirt!

This solves the social order in our neighborhood. The Scofflaws are put down a charcoal peg.

The neighbors wave. The banker smiles his golden smile.

The kids—God's chillun—got status.

And into the blue heaven rises the holy smoke. THE END

"How we retired in 15 years with $300 a month"

"Here we are, living in Southern California. We've a little house just a few minutes' walk from the beach, with flowers and sunshine all year. For, you see, I've retired. We're getting a check for $300 a month that will keep us financially independent as long as we live.

"But if it *weren't* for that $300, we'd still be living in Forest Hills, and I'd still be plugging away at the same old job. Strangely, it's all thanks to something that happened, quite accidentally, in 1948. It was August 17, to be exact. I remember the date because it was my fortieth birthday.

"To celebrate, Peg and I were going out to the movies. While she went upstairs to dress, I picked up a magazine and leafed through it idly. Then somehow my eyes rested on an ad. It said, 'You don't have to be rich to retire.' Probably the reason I read it through was that just that evening Peg and I had been saying how hard it was for us to put anything aside for our future.

"Well, we'd certainly never be rich. We spent money as fast as it came in. And here I was forty already. Over half my working years were gone. Someday I might not be able to go on working so hard. What then?

"Now this ad sounded as if it might have the answer. It told of a way that a man of 40—with no big bank account, but just fifteen or twenty good earning years ahead—could get an income of $300 a month, an income that would be guaranteed for life. It was called the Phoenix Mutual Retirement Income Plan.

"The ad offered more information. *No harm in looking into it*, I said to myself. When Peg came down, I was tearing a corner off the page. First coupon in my life I ever clipped. I mailed it on our way to the movies.

"Fifteen years slide by mighty fast. They were busy, unpredictable years. I couldn't see into the future. But my Phoenix Mutual Plan was one thing I never had to worry about! 1963 came... I received my first Phoenix Mutual check—and *retired*.

"We sold the house and drove west. We're living a new kind of life. Best of all, we've security a rich family might envy. Our $300 a month will keep coming as long as we live."

SEND FOR FREE BOOKLET

This story is typical. Assuming you start at a young enough age, you can plan to have an income of from $50 to $300 a month or more—beginning at age 55, 60, 65 or older. Send the coupon and receive, by mail, and without charge, a booklet which tells about Phoenix Mutual Plans. Similar plans are available for women—and for Employee Pension Programs. Don't put it off. Send for your copy before you grow a day older.

PHOENIX MUTUAL

Retirement Income Plans

GUARANTEE YOUR FUTURE

OVER 100 YEARS OF LIFE INSURANCE PROTECTION FOR FAMILIES AND BUSINESS

Phoenix Mutual Life Insurance Co.
117 American Row, Hartford, Conn. 06115
Please mail me, without obligation, your free 16-page booklet showing new retirement income plans.

Plan for Men ☐ *Plan for Women* ☐

Name_____

Date of Birth_____

Business Address_____

Home Address_____

WIN A Norman Rockwell OIL

Enter Skippy's Family Portrait Sweepstakes

Well, sir, this time we've come up with a prize that's so fantastic, we can hardly believe it ourselves. But it's for real. If you win first prize in our Sweepstakes, you and your family will have a tax free portrait painted by Norman Rockwell himself.

Painter of Presidents

Norman Rockwell has painted the portraits of presidents, prime ministers, world dignitaries, and even movie stars—but this will be the first and only family portrait of its kind. And it could be yours!

Reach For Skippy

In case you get slightly dizzy thinking about the glorious possibility of winning this fabulous prize, we suggest you calm yourself by reaching for the nearest jar of Skippy® Peanut Butter. Then while spreading Skippy dreamily and creamily on toast, sandwich or cracker, you might say to yourself: "Imagine me being painted by America's best-loved artist!"

Well, why not? You're eating America's best-loved peanut butter, aren't you? And the very fact that you appreciate Skippy's honest-to-goodness peanut flavor and the way it stays so delectably fresh shows that you're a person of elegant taste and discrimination.

Easy to Win

No slogans, gimmicks or gimcracks to bother with. Just print your name and address on the coupon and send it in with the words BEST FOODS from a Skippy label, or substitute as described in Rule 3. Well—you've got the Skippy. What are you waiting for?

1001 ARTISTIC PRIZES!

First Prize

Your family portrait painted by Norman Rockwell. Tax free, too. Wow!

100 Second Prizes

Deluxe Norman Rockwell Albums autographed by Norman himself; published by Doubleday & Co.

900 Third Prizes

Regular Norman Rockwell Albums. These great big handsome albums contain pages and pages of Norman Rockwell's best-known paintings reproduced in full color, plus pictures of the artist; his personal comments and photographs showing how a painting evolves from first sketch to finished painting.

PORTRAIT OF YOUR FAMILY

CONTEST RULES

1. Fill out the entry blank or print your name and address on a plain piece of paper. Send to: Family Portrait Sweepstakes, Box 633, New York, N.Y. 10046.

2. Entries must be postmarked by June 29, 1964, and received by July 6, 1964. Enter as many times as you wish but each entry must be mailed separately.

3. Entry must be accompanied by the words BEST FOODS from any size jar of Skippy. Or you can send us a 3" x 5" piece of paper on which you have written the words "BEST FOODS" in plain block letters.

4. Entrants must be at least 18 years of age and must be residents of the United States or Puerto Rico. Employees and their families of Corn Products Company, its subsidiaries, its advertising agencies, the D. L. Blair Corporation or Doubleday & Company, Inc., are not eligible.

5. Winners will be selected in random drawings conducted by the D. L. Blair Corporation, an independent judging organization. Its decisions will be final. Winners will be notified by mail about 30 days after the drawing. Only one prize per family will be awarded.

6. First Prize will be awarded tax free to the winner. Sponsor reserves the right to make a cash award in place of the prize; the amount of the award to be fixed by the sponsor's cost for the portrait—otherwise no substitution will be made for any prize offered. Sweepstakes void in any locality or state where prohibited or restricted by law.

7. A complete list of winners will be sent to anyone who mails a stamped, self-addressed envelope to Skippy Winners List, Box 635, New York, N. Y. 10046. Do not send this request with Sweepstakes entry.

FAMILY PORTRAIT SWEEPSTAKES
Box 633, New York, N.Y. 10046

We're pretty busy here, getting everybody slicked up and clearing a place on the wall for our portrait. But we managed to find time to remove the words BEST FOODS from a Skippy Peanut Butter label, and here it is (or that substitute you mentioned in Rule 3). Please enter my name in your Sweepstakes.

NAME _____

ADDRESS _____

CITY _____ ZONE _____ STATE _____

Shown: Folding chair, model 60. Folding table, model 70.

Bridge sets that live through it all – endurable Cosco

Never mind those painting messes—or coffee stains, or two hundred pound chair-tippers. Through it all, through the years, your mind's at ease. Because this bridge set is liveable, hard-working Cosco.

You can see why. Thick vinyl upholstery helps you whisk away stains. Steel construction holds up under family wear. Trim styling complements your home.

The folding? It's quick and easy (leg locks are out of sight, tucked away under the table top). And there's never a pinch. That assuring click tells you it's up, ready for anything.

See for yourself. Choose from many different table and chair styles, all in decorator colors. Tables from $10.98, chairs from $8.98 (slightly higher in far west). Small prices for so many years of family living. Hamilton Cosco, Inc., Columbus, Indiana.

Chairs fold flat for easy storage

COSCO® *useful products for family living*

ALL THAT MULCH AND NO PETUNIAS

I'm sure most people with brown thumbs have enough sense, or pride, to come in out of the rosebushes. Instead of crying in their Crimson Glories they take up china painting or skin diving. But not me. No matter how hard Mother Nature laughs in my face, I simply can't throw in the trowel.

I don't understand it. I'd like to be an opera singer, too—but I don't get up and make a fool of myself at the Met season after season. Why do I make a fool of myself in the garden spring after spring?

Take the time I scooped out 100 little tulip holes, one by one and exactly six inches deep (I measured them) for 100 tulip bulbs. I could scarcely wait for spring and the breath-taking explosion of scarlet blooms it would bring. I thought tulip time would never come. It didn't. Presumably I buried them upside down.

Take my rock garden. You guessed it—all rock and no garden, before you could say sweet alyssum.

Of course, in the beginning I insisted upon starting from seed. It still doesn't seem quite Burbank to me to buy one's blossoms already halfway into their teens. Seeds are so much cheaper. But even good old zinnias (*anyone* can grow zinnias from seed) falter under my brown thumb. My double giant hybrids come up looking like dwarf marigolds. My marigolds you have to lie down on the ground to see. Not a one of them is worth the searing agonies I suffered trying to decide which baby seedlings to throw to the wolves.

I adore gardening, but don't ask me why. It's probably as heart-wrenching, backbreaking, time-consuming, nerve-racking, and budget-wrecking a recreation as one can choose. It annihilates your fingernails, corrugates your knees, and makes for a very uneven sun tan. I can see some excuse for a green thumb spending her life groveling around in the dirt. But with me, gardening is all work and no pay-off.

I will say I work a good garden. I'm the hardest-working gardener in the world. If there's a new bed to be dug, I can't wait for male assistance. I have at it with pitchfork and spade like a refugee from a chain gang. I stab it and pulverize it and sift it and rake it till even the princess with the pea could curl up in it and sleep for a week. I lift that bonemeal and tote that peatmoss. I water and spray and thin; I seed and weed and feed. If there's a water shortage, I'm up at daybreak and out till midnight tending my thirsty little babies. I build little awnings to shelter my tender new seedlings. If I thought it would help, I'd sit there holding up morning glories until their tendrils got a good grip. As a pansy picker and petunia pincher, I'm faithful as Penelope and patient as Griselda.

And I talk a good garden. Just like real green-thumb gardeners, I'd rather read the lush, heady, juicy prose in a seed catalogue than any best-seller. My iris talk is especially impressive . . . "note the extraordinary substance of the falls, the exquisite casualness of the elegant ruffle, the stardust sheen that warms to sunset glow near the golden bearded haft." My idea of a sparkling conversational gambit at cocktail parties is "How do *you* winter over your geraniums?"

But in spite of all perversity and adversity, I mulch on. Never for one moment do I doubt that *this* seed or *this* bulb or *this* seedling will come up just like the pretty pictures. Drunkenly, I go on dreaming and clipping and planting.

Someday, I know my green thumb will come in. The truth is, I know gardening is a very serious hobby—in fact, a life's work. It's not for people with children to take care of, beds to make, meals to cook, or bills to pay. It's like toe-dancing—dangerous if you start too young. Maybe someday when Sean and Cindy are married off, house work's just a pushbutton, dinner's just a jar of pills, and life is just a bowl of coupons to clip. . . .

But in the meantime, look, it's spring again! There's manure in the air! And I've got fifty fabulous Cloud Cap iris out there just waiting to burst into a breath-taking symphony of celestial pink—I think.

JEANNE LAMB O'NEILL

This elegant entry has been achieved through the use of stock panel doors made of Ponderosa Pine.

PONDEROSA PINE will beautify your home— but that's not why you should buy it!

True enough, Ponderosa Pine Woodwork will do wonders for an austere hallway. (Look what it does for the one above.) It can warm up a bleak wall—or add elegance to ordinary-looking windows.

But that's not why so many people are buying it. Or why you should.

Here's why: Ponderosa Pine Woodwork is easy to put up. Easy to work with. Easy to maintain. And that means value!

That's why we say, If you're going to buy, build, or remodel, see the homes that modern builders are featuring with Woodwork of Ponderosa Pine.

Or, for a fast personal look, send the coupon and receive a complete set of plans and working drawings. They'll show you how Ponderosa Pine Woodwork can warm up your new home. Economically, too . . .

WOODWORK OF

Ponderosa Pine

Also available in contemporary exterior.

See how this floor plan (1,460 sq. ft.) is designed for today's living.

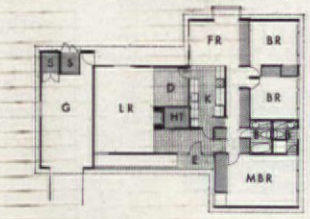

Ponderosa Pine Woodwork (AH-1)
39 So. LaSalle St., Chicago 3, Illinois

Please send me ___ complete sets of plans and working drawings of your design home.
One set $5.00, extra sets $2.00 each.

Enclosed is check for _____.

Name_____

Address_____

City_____ State_____ Zip Code_____

Dishwasher detergent giving you spots? Look!

WATER DROPS—See what happens when even clean water is sprayed on dishes. Drops form, and as dishes dry, these water drops turn into ugly spots and streaks.

CASCADE—Because of Cascade's "sheeting action," water slides off, drops don't form. Cascade with Chlorosheen does it—and only Cascade has Chlorosheen!

Cascade's amazing "sheeting action" eliminates drops that spot!

Nothing beats Cascade at getting dishes clean. Cascade's remarkable "sheeting action" even eliminates drops that cause ugly spots. Water ripples off in clear-rinsing sheets. Dishes, glassware and silver come from your dishwasher sparkling and spotless. No towel touch-ups!

Nothing safer for china patterns. The American Fine China Guild has verified Cascade's unsurpassed safety to patterns. Every leading dishwasher maker recommends Cascade, too. So do women everywhere: they've made it America's favorite. Give your dishwasher the best—Cascade—it's got "sheeting action."

"All the family loves an electric dishwasher"

RALPH FREAS

LISTEN HERE

What you need to know when buying a record changer

Where you may have spent *your* time in the early thirties is your business; *we* hung around our favorite sweetshop watching the juke box change records. This historical note is injected here just to keep the record straight; automated record players have been around for quite a time. And as the Age of Automation clanks, blips, and buzzes along, watch for spectacular forms of self-propelled hi-fi music systems.

There is already a tape cartridge system (about which more later) that'll provide 16 hours of continuous music without being attended. Stack the cartridges in the player at breakfast; you'll have music until bedtime. Who wants to program for late evening while breaking his fast with strong coffee or orange juice? Our primary concern here is with the disc changers and unattended music from after lunch till cocktails.

There was a time when hi-fi purists sneered at automation. A record changer with its linkages and changer drive-mechanisms, said they, couldn't deliver fi as hi as a turntable not so encumbered. They were right. The quality gap between changers and single-play turntables has narrowed with time's passing, however.

People frequently ask us to recommend a complete music system—and we always ask *them*, "Do you want a changer or single-play turntable?" Ninety per cent of the time they want a changer. What follows are some of the things to consider in buying one.

The word "changer," by the way, is out; "automatic turntable" is in. This semantic shuffle relates, of course, to the close-to-turntable quality attained today by most changers. In appearance, today's models are slick as a whistle. You'll have trouble making a choice. The agony of choosing can be reduced by rating models according to specific operating factors.

First, is the unit easy to operate? Second, is the operation completely noise free? Third, the unit should be capable of easy "reject."

Fourth, the tone arm should be free after it returns to rest. You should be able to pick it up and play any band of a record if you want to.

Fifth, adjustments should be easy to make. Adjustments are necessary for: tone-arm pressure, height of arm as it swings over the record, and another for setting the needle down on the lead-in groove.

Sixth, has the unit provision for adequate shock mounting? The manufacturer should provide some means of insulating the turntable from the many and varied shocks that a home with active children is heir to.

Seventh, can the unit be covered during operation? A cover keeps out dust and grit that increase the wear of your records.

Eighth, is the change cycle smooth and fast?

Ninth, will the unit track and trip at light tracking pressures? Lightweight tracking separates today's more sophisticated designs from older models and many cartridges are designed to track at lower than two grams. Why should you want a changer to track at two grams and less? Well, wear on diamond needle and record groove is practically nonexistent at such light forces.

What about the tape cartridge player that offers 16 hours of continuous play? If you can't conceive of anyone needing *that* much music at a single session, don't fret, neither can we. But that cartridge player (produced by the Revere-Wollensak division of the 3M Company) has other virtues. Two of the four models will record as well as play back—in stereo too. The tapes thread themselves, rewind themselves, and the cartridges slip around (with no outside help) from player platform to storage stack in an almost spooky fashion. Watching the unit work is almost as entertaining as listening to it.

Recorded material in cartridge form is limited since the system is relatively new. Still, the catalogue holds more than 100 items and is being beefed-up by items from Columbia, Command, Westminster, Kapp, and Reprise. The quality is good—without being quite the equal of discs played on a top-flight and top-priced turntable with a superior pickup.

The thing that will give pause to most people is the price of the tape system and the cartridges to play on it. Recorded tape cartridges cost an average of $7.50 for 48 minutes of music. Blank tape cartridges—for your own recording—cost $4.50. The players range from $399 (for a complete unit with speakers and all electronics included in one package) to $269 (for cartridge handler and some playback electronics). To use the latter, provide your own power amplifiers and speaker systems.

Despite its brilliant solution to the problem of how to program a 16-hour musical marathon, the tape cartridge player seems unlikely to provoke any undo concern to disc and disc-player manufacturers. Not this year, at any rate. But who can say what may happen to tape cartridge prices in the months ahead? And who knows?—we may even be able to program our evening's Khachaturian while sipping our morning coffee. THE END

WE'RE THE USEFUL PROTEIN IN QUAKER'S GREAT **OAT** CEREAL Life!

WE'RE 80% AS USEFUL AS THE PROTEIN IN EGGS!

WE'RE 100% AS USEFUL AS THE PROTEIN IN MEAT AND MILK!

Life is sweet, fun to eat...and it gives you

THE MOST USEFUL PROTEIN

–ever in a ready-to-eat cereal!

Lazy proteins can't build your body. Useful proteins can.

Life's protein is 100% as useful as the protein in meat and milk. Sweet, toasty oat bits with sugar crystals locked inside . . . you'll love Life.

NOW THERE ARE TWO GREAT OAT CEREALS–QUAKER OATS AND Life!



Now Possible to Shrink and Heal Hemorrhoids Without Surgery

Only Preparation H Contains New Healing Substance That Can Shrink Hemorrhoids Without Surgery And At Same Time Relieve Itching and Pain.

A world-famous research institute has discovered a new substance which now makes it possible to shrink and heal hemorrhoids *without surgery*. It stops itching and relieves pain in minutes, then speeds up healing of the sore, injured tissues all while actual reduction (shrinking) takes place.

Tests conducted under a doctor's observations proved this so. And most amazing of all, this very striking improvement was maintained over a period of many months.

In fact, results were so thorough, sufferers were able to make such statements as "Piles have ceased to be a problem." Among these sufferers were a very wide variety of hemorrhoid conditions, some of 10 to 20 years' standing.

All this was accomplished without the use of narcotics, astringents or anesthetics of any kind. The secret is the remarkable new healing substance (Bio-Dyne®) which quickly helps heal injured cells and stimulates regrowth of healthy tissue again. It is offered in *ointment* or *suppository* form called Preparation H®.

In addition to actually shrinking hemorrhoids, Preparation H lubricates and makes elimination less painful. It helps prevent infection which is a principal cause of hemorrhoids. Just ask for Preparation H Ointment or Preparation H Suppositories (easier to use away from home). Any drug counter.

FEET HURT? Cut Your Own Cushioning Foot Plaster To Right Size, Shape For Fast Relief!

GET EXTRA PROTECTION WHEREVER FEET HURT!

To ease discomfort of shoes that pinch or rub, just cushion your feet with Dr. Scholl's Kurotex foot plaster. Thicker, softer, more protective than ordinary moleskin—yet costs no more. It's easy to cut Kurotex to right size, shape for full protection. Gives fast, comforting relief for corns, callouses, bunions, blisters. Water-repellent. 19¢, 40¢, 50¢. At all stores.

Dr Scholl's KUROTEX A Superior Moleskin

DOWN TO THE SEA IN STYLE

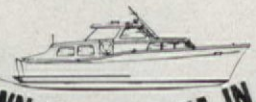

Captain Ahab wouldn't have liked it. Jack London would have scorned it. Hemingway's old man of the sea would have uttered profanity. But women, those born invaders of the cocktail lounge, the golf course, and the bowling alley, have now moved into man's last lonely refuge—the sea!

There was a time when any old salt who made the China run left his wife pacing around on a captain's walk in Salem or Marblehead. It isn't so today. The Loreleis have not only come aboard but, what's worse, they're lugging all their lovely feminine gear right along with them.

Did you know, for example, that you can now buy your motor cruiser in decorator colors? If the blue of the sea is just too, too much blue, you can order your boat in deep Burgundy red, or jet and gold two-tone. Desert tan is a nice dry, offbeat color too—sort of takes the dampness off a day at Laguna.

And if you think things have gone berserk topside, wait till you go below. The boat manufacturers no longer try to woo the skipper of the ship with talk of hull shapes and twin horsepower engines. It's his first mate they're after. The sales brochures hail the "decorator décor for milady afloat." Everything's just like home only more so.

What's more, several of the big boat manufacturers have gone out and secured the professional talents of interior decorators. The idea is not only to have the interiors seaworthy but chic and high style as well. The cabins are color keyed and luxuriously appointed right down to the seating, side panels, and dashboards. Anyone who is anyone on the bounding main wouldn't dream of an ordinary anchor or wheel motif for the draperies. That's gauche and old hat!

You have to have something with more warmth and charm for the good life aboard. It's enough to make Davy Jones turn over in his locker, but you can now have a curved sectional lounge for the pilot house and a fold-down king-sized bed for the cabin. Wall to wall carpeting? Of course! It's no longer the thing to bring a plain old mop to swab down the decks . . . you bring your vacuum cleaner. A stereo system? An absolute must. Who could enjoy "roughing it" on the high seas without the lilting strains of Debussy's "La Mer" to soothe the salty brow?

Now let's step into the head. It's still called the "head" even though it's now a lot closer to a powder room. Twin basins with plastic laminated tops yet. A "johnny" in soft pastel shades of pink, blue, or yellow. And of course there's the stall shower with just gallons and gallons of hot and cold running water.

The biggest invasion of all by the predatory female has taken place in the galley. Galley is a naughty word to a woman because galley reminds her of a slave. And this she is not—be she off Nantucket or Catalina. Her idea of what should be standard equipment aboard is enough to make an appliance salesman's eyes pop. A minimum of three burners on the range to begin with. An oven, of course. A rotisserie—well, she might be able to survive without one—but as long as they're available they really do make things pleasant and convenient when guests are aboard. The refrigerator—and this is what the little woman will pound her fists on the bulkhead for—must be a 10-cubic-foot job. It must have a freezer compartment too. There's absolutely no reason for cleaning and filleting a day's catch when you can buy those little pouches of baked fillet of sole in white wine and mushroom sauce and just pop them into boiling water. Being a sea-going gourmet is easier than you think! And with all those electric outlets at every turn, why not enjoy the coffee maker and all the other small appliances that you indulge in at home?

Then there is that last little item which the brochures say removes the "last obstacle to cruising fun"—the dishwasher. It's the newest status symbol for your status symbol afloat.

What does my wife think of all this? She thinks it's great. As a matter of fact we're planning to spend the summer on our 36-footer. We're not cruising anywhere, mind you. Thought we'd tie up at the new 240-acre marina at the World's Fair along with 800 assorted craft. That's the life for you. Festive evenings under the stars in an outdoor café . . . dining in a 300-seat restaurant . . . 24-hour vending machines dispensing everything from ice cubes to frozen dinners . . . a mail port . . . even a coin-operated laundry. If you're in the area why not pop into a boat taxi and come see our décor? Come formal, of course. The cocktail flag goes up at six. THE END

Glamorous! Living room floor and sofa fronting is new Brookstone Vinyl Asbestos in 9″x9″ tiles. Color: Aquia Creek accented by Spring Green and Black Feature Strips. Wall Base: Beige KenCove® Vinyl. Put Brookstone T.M. down over your old floor—even concrete or terrazzo!

KENTILE
VINYL FLOORS

Exciting New Vinyl Floor: Kentile Brookstone! A textured tile that captures all the charm of random-size stones resting on a riverbed. Practical, too. Because this is a Kentile Vinyl Asbestos Tile, it's greaseproof, a joy to clean, and comfortable underfoot. And, being textured, it helps conceal spiked-heel dents. Do-it-yourself cost? About $70 for any 12′x15′ area. See your Kentile® Dealer. He's in the Yellow Pages under "Floors."

ALL NEW 1964 ADMIRAL DUPLEX®

Your family will never outgrow this new freezer-refrigerator!

18.7 cu. ft. in one beautiful cabinet! Now, enjoy the convenience of a supermarket of fresh and frozen food storage...in one compact, counter-depth combination. The left side is a full-size freezer ...holds 263 lbs. The right side is a full-size all-refrigerator... 11.2 cu. ft. And this 2-in-1 step-saver is just 41 inches wide! Keep everything in easy reach...while Admiral Moist Cold refrigeration keeps foods at peak freshness. Save money, too . . . because Duplex quality costs less to own and operate than a separate freezer and refrigerator!



No defrosting ever! End messy melting and scraping in both the freezer and refrigerator. Enjoy this work-saving convenience... along with an automatic ice maker that ends spilling, filling and carrying trays...always keeps a party-size supply of cubes on hand.† The Duplex is also available in 48″ and 52″ widths...with 23.5 and 25.5 cu. ft. capacities.* Choose from five fashion-tone colors...Copper Bronze, Turquoise, Citron Yellow, Shell Pink and Polar White. Put a supermarket at your fingertips. See the new Admiral Duplex today!



ADMIRAL® DUPLEX

MARK OF QUALITY THROUGHOUT THE WORLD

Model shown, ND2049. †Automatic ice maker, optional extra. *All capacities net NEMA (National Electrical Manufacturers Association). Specifications subject to change without notice. Admiral, Chicago. Canadian Admiral, Port Credit, Ontario

BOOKS &

BRIDE IN THE KITCHEN, even if she's just discovering what an oven is, can progress from the ABC's of cookery to preparing gourmet dinners with this book. Includes good pointers on cooking equipment, shopping (a helpful meat-buying guide), and basic cooking techniques. Among the sections: One-Dish Meals for Two, Meals From Leftovers, Desserts for a Sweet-Tooth Man, Barbecue Dining, and Cocktails and Appetizers. Wonderful shower-gift idea for your June bride. *By Betty Wason. 340 pages. New York, Doubleday & Co. $4.95.*

THE COMPLETE BOOK OF HOME REMODELING, IMPROVEMENT, AND REPAIR is a "handbook for the owner who wants to do it right, but *not* do it himself." An invaluable guide with information that every home owner needs at one time or another. It examines many aspects of remodeling right from the decision of whether to have it done, through the financing and hiring of contractors. *By A. M. Watkins. 368 pages. A Dolphin Handbook. (paperback) New York, Doubleday & Co. $1.45.*

HOW TO BUILD SMALL BOATS will present an intriguing challenge to the man who loves boats and longs to build one. He should have some knowledge of building to tackle these projects. The book has 12 plans to choose from and there's sure to be a boat for him—an outboard skiff, or perhaps a 15-foot knockabout. Also includes information on tools and their uses, equipment, and materials. *By Edson I. Schock. 137 pages. New York, A. S. Barnes & Co. $5.95.*

COMPLETE GUIDE TO GARDENING examines many facets of the art of gardening—from choosing a shovel to constructing a compost pile. There is basic information for the beginner such as proper fertilizing as well as more advanced discussions on such things as plant diseases, herb gardens. A helpful bonus: the "Gardener's Calendar" which gives best planting times and a day-by-day schedule for your gardening activities. *128 pages. New York, Arco Publishing Co. $2.50.*

MOBIL TRAVEL GUIDES FOR 1964 can help you make this year's vacation the best yet. Guides are available for the Northeastern States, Middle Atlantic States, Great Lakes Area, Southwest and South Central Area, California and The West, and the Northwest and Great Plains States. They list and rate hotels, motels, restaurants, and resorts, and describe a wide variety of things to do and see in each area. A special this year for all who are heading to New York for the World's Fair—expanded section on the Fair, complete with the official map. All of this year's editions will contain special money-saving "guest certificates" for the Fair and for other attractions in each area as well. *New York, Simon & Schuster. (paperbacks) $1.50 each.*

BOOKLETS

1001 DECORATING IDEAS (Book 21), the new edition of a popular decorating publication, covers just about every aspect of decorating—ideas for every room, every taste, every setting. There's a special section on color with sage advice from a panel of home-furnishings experts. Some of the subjects covered: window treatments and draperies, ready mades, vinyl, children's rooms, gifts to make, and how to make your own slip covers. *Send 50c to Dept. AH, Conso Products, Inc., 27 West 23rd Street, New York, N.Y. 10010.*

HOW ABOUT COLLEGE FINANCING? answers some of the questions that confront parents and prospective students about higher educational costs. A breakdown of college costs is given. Loans, scholarships, time payment plans, part-time student employment, and suggestions on keeping costs down are just a few of the solutions discussed. *Send 30c to Dept. AH, Publications Sales, American Personnel and Guidance Assoc., 1605 New Hampshire Ave., N.W., Washington, D.C. 20009.*

TAKE A CAN OF SALMON, follow these imaginative recipes, and bring new flavor to the dining table. Recipes that will spark your springtime menu include such delights as Salmon Mousse, Salmon Burgers, and Salmon Rice with Kebabs. Many other economical dishes too, for the patio or for indoor serving. *Send 15c to the Superintendent of Documents, U. S. Government Printing Office, Washington, D.C. 20402.*

WINDOW SHADE HANDBOOK guides you in selecting, measuring for, and installing window shades. This booklet also includes decorating suggestions, information on basic bracket types, and easy upkeep tricks for cleaning window shades. *Send 25c to Dept. AH, Window Shade Manufacturers Association, 341 Madison Ave., New York, N.Y. 10017.* THE END

Siding, P&L "6-T-1" House Paint, Alpine Blue; Trim, "6-T-1" Chalk Resistant White.

About the better things in life...

Young people enjoying wholesome companionship in pleasant surroundings gladden the hearts of parents, set an example others well might follow.

Contributing to the attractiveness of the environment are Pratt & Lambert paints, stains, varnishes and enamels; all of superb quality.

In the foreground, the exterior siding is beautified and protected with remarkable, water thinnable, blister-resistant "6-T-1" House Paint which combines ease of application and clean-up with true oil paint gloss and durability. This, too, is one of the better things in life, easily available to you.

P&L "6-T-1" House Paint is made in White, Chalk Resistant White and bases for custom tints in an extensive range of exclusive Pratt & Lambert Calibrated Colors®.

Call your painting contractor or see your Pratt & Lambert dealer.

Use Pratt & Lambert . . . the paint most frequently specified by architects, acknowledged by painters to be definitely superior.

PRATT & LAMBERT-INC.

NEW YORK • BUFFALO • CHICAGO • ORANGE, CAL. • FORT ERIE, ONTARIO

You'll get a wealth of home beautifying ideas from this new Pratt & Lambert booklet "For Harmonious Living . . . Calibrated Colors®" . . . 24 pages in full color. Write for it.

PRATT & LAMBERT-INC., Dept. AH-2
75 Tonawanda St.,
Buffalo, N. Y. 14207

I am interested in ideas for making my home more beautiful. Please send your booklet "For Harmonious Living . . . Calibrated Colors®." I enclose 25¢ (in coin, please).

Name .....

Street .....

City ..... State ..... Zip # .....

Ohio family reports on flameless electric living

"No house we've ever owned could even begin to match the comfort and convenience of our total electric home"

Mr. and Mrs. George Wern of North Canton, Ohio, talk about the joy of total electric living in a modern Gold Medallion Home. Here flameless electricity does everything including heating the whole house, cooking the food, providing the hot water and drying the family clothes

According to George and Nancy Wern, moving into their new total electric Gold Medallion Home was "like waking up and finding a lifelong dream suddenly come true."

"We'd known about total electric living for quite a while through our friends," Mrs. Wern tells you. "But until we experienced it for ourselves, we just had no idea how wonderful it really is! Everything in our home stays so clean now, with hardly any work at all. And I really love having so many electric appliances to help me take better care of my family."

Mr. Wern says he likes the comfort and dependability of flameless electric home heating. "The first thing we noticed," he reports, "was how uniform the heating is throughout the entire house." And he adds, "What also pleases me is the reasonable cost of total electric living. No other home we've had has ever given us such value for our money."

Every day, all across America, more and more families like the Werns are experiencing the joy of total electric living. If you plan to build, buy or modernize, think about the advantages of a total electric Gold Medallion Home for your family. Your local electric utility company will help you get all the information you need to enjoy this truly modern way to live.

YOU LIVE BETTER ELECTRICALLY · *Edison Electric Institute, 750 Third Avenue, New York 17, N.Y.*

Follow the Tower of Light to the New York World's Fair



BECAUSE IT REQUIRES NO FLUE, the Werns were able to locate their flameless electric water heater where it could serve the kitchen, bathrooms and laundry most efficiently. Mrs. Wern reports, "It literally gives us an *endless* supply of hot water. Even with eight house guests over last Christmas, we never ran out."

"WITH FULL HOUSEPOWER WIRING, we have plenty of conveniently located outlets," reports George Wern as he heats coffee for guests in the family room. "And we can run as many appliances as we need to at the same time with no worry about overloading circuits."

"A FLAMELESS ELECTRIC CLOTHES DRYER is wonderfully gentle on all my clothes and a real blessing when you have children in the family," says Nancy Wern. "It was easy to install, too, since it didn't need a flue to carry off combustion fumes."

"THE EVEN, DRAFT-FREE WARMTH of flameless electric home heating is one of the benefits of total electric living our whole family can appreciate," says George Wern, shown in his Ohio living room with his wife, Nancy, and their children, Sally, 7, and Stephen, 9.

Certification mark – NEMA

THE TOTAL ELECTRIC HOME that proudly displays this Gold Medallion is equipped with modern flameless electric home heating and appliances, Full Housepower Wiring and Light for Living. This home will be as modern tomorrow as it is today.

"FLAMELESS ELECTRIC COOKING is so fast and easy that it's a real pleasure to fix meals for the family," says Nancy Wern in her total electric kitchen. "And a flameless electric range definitely helps to keep my kitchen cleaner and cooler."

Allen Vogel

OUR ALPHABET SAMPLER IS EASY AS ABC

AN AMERICAN HOME KIT. No doubt about it—our delightful bit of needlework whimsy is easy to embroider. The design, copied from one in the famous Whitman Sampler Collection, is stamped on beige, 100 per cent linen. You get the embroidery floss in wonderfully different colors plus instructions. Most of the embroidery is cross-stitch with outline, satin stitch, and French knots to define figures and flowers. Use coupon to order Kit AEY-113, $2.00. The 18x23" handmade mahogany-finished frame is also available. *(continued on page 81)*

These little drawbars turn this Hammond Organ into an orchestra

They are Hammond's famous Harmonic Drawbars. And you'll find them on all Hammond Spinet and Console Organs. You pull them out or push them in . . . a little, half-way, all the way . . . in thousands of different combinations. And each new combination gives your playing a different timbre, or sound. A trumpet sound (one trumpet or a dozen), clarinets, oboes, violins . . . a whole string section . . . a whole orchestra. All governed by the way you set the Harmonic Drawbars. Most other organs only have a dozen or so little flip tabs, and no matter how many you flip, you don't get enough tonal range to do all the things you should be able to do on an organ. This is why no other organ sounds as big and rich and interesting as a Hammond Organ. . . . and why more people own and play Hammonds than any other kind.

THE ONE AND ONLY

HAMMOND ORGAN

MUSIC'S MOST GLORIOUS VOICE

ONE OF THE WONDERS OF THE HAMMOND ORGAN

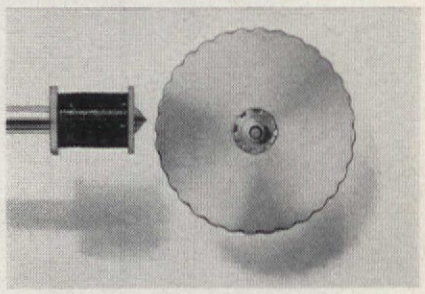

The Tone-Wheel System

The tone of all Hammond Spinet and Console Organs is produced a different way. By Hammond's Tone-Wheel System. This system produces a clearer, purer tone than any other system. Since the tone wheels turn at fixed speeds, the tones generated can't fluctuate, can't go sharp or flat, which is why a Hammond Spinet or Console Organ never needs tuning*. The system is so rugged that temperature or humidity changes don't affect it.

*The solo pedal unit on the RT3 Console and D-100 series Console uses vacuum tubes. As tubes age, pitch may be affected. The design, however, allows the organist to tune the unit to his own preference.

Hammond Organ Company
4207 West Diversey Avenue
Chicago, Illinois 60639

☐ Please send new, exciting booklet, "The Wonders of the Hammond Organ."

☐ Also enclose colorful brochure showing all models.

Name_____

Address_____

City_____ State_____

Shown: Hammond M-101 Spinet, red mahogany, traditional styling, $1495. Other Hammond models from $995. Prices f.o.b. factory, subject to change without notice.

©1964, HAMMOND ORGAN COMPANY AH 5-64

Live a little for the next 20 years or so. Sleep on the most luxurious mattress there is...

the new SEALY POSTUREPEDIC® Imperial 200

To further tempt you to come in and see our Imperial 200, take advantage of this special offer on the Sealy Posture Prop, shown above and at left. Wonderful for reading in bed or watching TV, it's covered in the same Moonglow design as the new Imperial 200. An $8.95 value. Yours for only $4.95 with this coupon. When your Sealy dealer shows you the elegant Imperial 200, be sure he also validates the coupon for you.

Mail to: Sealy, Inc., 666 N. Lake Shore Drive, Chicago 11, Illinois.

I enclose $4.95 (plus tax where applicable). Please send a Sealy Posture Prop to:

Name_____

Address_____

City_____ Zone_____ State_____

Dealer's signature_____

Store name and city_____

THIS COUPON VALID ONLY WHEN SIGNED BY A SEALY DEALER

©1964 Sealy, Inc., 666 N. Lake Shore Drive, Chicago 11, Illinois T.M. Reg. U.S. Pat. Off.

Sealy®

Why not? After all, the Imperial 200 is the most luxurious of mattresses, and it's also the most sensible. Beneath its sumptuous cover of Moonglow Satin and the comfort of deep layers of Sealyfoam®, it's a genuine Sealy Posturepedic. Designed in cooperation with leading orthopedic surgeons for firm support. Relieves and prevents morning backache from sleeping on a too-soft mattress. Your dealer will be pleased to let you take one home and try it for 30 nights. Imperial 200 and matching foundation, $200 the set. Yours will be registered in your name.



SPECIAL LIMITED OFFER

Extra Length At No Extra Cost
For a limited time, you may choose the Extra Length Imperial 200 for the same price as regular length. Enjoy twin or double size in luxurious 80" length for no more than regular length.
Set $200

Sealy Posturepedic promises you no morning backache from sleeping on a too-soft mattress

JOANNE B. YOUNG

HERITAGE ★★★★★★ HOMES ★★★★★★ ARE WORTH ★★★★ SAVING ★★★★★★

Shadows-on-the-Teche, New Iberia, Louisiana, was built by David Weeks between 1831–34 and bequeathed to the National Trust for Historic Preservation in 1958.

If you want your children to see the homes of their forefathers in the cities coast to coast where America was born, whistle them in from the playground. Hurry them into the car and drive—drive fast—to the cobbled streets lined with the homes of the makers of our history. But *hurry*—because soon, very soon, many of them will be gone.

From New York to New Orleans, Sacramento to Savannah, old and historic houses are crashing down before the forces of growth and neglect. In the rush to build sorely needed superhighways and new housing developments and to clear slums and blighted areas, we are too often leveling buildings which are the three-dimensional documents of our historic past.

"It is urgent," says Christopher Tunnard, professor of City Planning at Yale University, "that we begin to pay as much attention to what is coming down as to what is going up." Professor Tunnard was speaking at a seminar on Restoration and Preservation jointly sponsored by Colonial Williamsburg and the National Trust for Historic Preservation.

From coast to coast those who are concerned with saving these heritage homes see one after another going—going—and gone.

Near Kinderhook, New York, the Van Allen house, said to be the greatest existing example of Dutch Colonial architecture in the United States, is about to fall because its owner can't afford to restore it.

Hope House near Windsor, North Carolina, was once the handsome plantation home of David Stone, governor of the state from 1808 to 1818. The show place of the county, it had a spacious ballroom, gambling rooms, and a secret stairway. Now it is kept scrupulously clean and neat but buckets stand under roof leaks on the second floor and a number of windows are boarded up since a hurricane blew out the panes several years ago. The magnificent wainscoting and ceiling moldings are peeling. Its porches have disappeared.

Not all distinguished houses endangered by the march of time date back to our Colonial history. In Los Angeles, the Walter Luther Dodge residence, a milestone in early modern architecture, may fall before the bulldozers soon. It was built at the turn of the century of reinforced concrete, which designer Irving Gill believed could easily attain the architectural importance of stone. The house embodied his revolutionary theory (for Victorian days) that ease of upkeep was an integral part of good design. Landscaping—the effect of sun-making shadow patterns on its white walls through vines and trees—was planned as carefully as its structure. Now its neighborhood has been rezoned for apartments and the Southern California chapter of the American Institute of Architects is battling to save it from destruction.

Recently, Frank Lloyd Wright's Robie house in Chicago, the "prairie house" believed by many to be the greatest of his early work, only escaped by a hair from being leveled to make way for a school dormitory, and its fate is still uncertain. When offered the house for a museum, the University of Chicago insisted that a $250,000 endowment be raised for restoration and maintenance. The fund-raising drive still has a long way to go.

Courtesy of National Trust for Historic Preservation



Belle Grove, White Castle, Louisiana, built in 1857, was demolished by fire in 1952.

When we consider the expense of authentic restoration and sound preservation measures, we must ask ourselves which among all the tens of thousands of existing old houses are worth saving and to what use they can be put.

Any house which is a masterpiece of art or architecture should be spared, but beauty and age alone are not necessarily criteria. An old and ugly tenement, if it produced a poet or a president, or if it typifies an integral part of the growth of a city, might be as worthy a landmark as the most beautiful neo-classical building. A log cabin as well as a Georgian mansion speaks to us in ringingly realistic terms of our legacy from the past. We must not delude ourselves by sugar-coating history as we would like it to have been lived. If preservation is to be meaningful, it must first of all be honest.

How can we use these old houses and who will maintain them? Of course, if a house has truly historic value it should be accurately restored, furnished, and opened to the public as a museum. Such a house could be maintained by the local historical society. Homes which are good architectural examples of their period can be turned into clubhouses by various organizations. Sometimes these older homes can be used as professional offices but this is not always practical because of limited parking space. Unless a house has been properly maintained, it can be very costly for an individual family to put it in living condition. In some cases truly fine examples of historic homes are moved to a museum-village. This has happened in Sturbridge, Massachusetts, where many of the buildings were taken apart at their site and reassembled piece by piece in an appropriate setting in the village.

How can we save these buildings? Throughout the United States, over 500 separate local agencies have the right of eminent *(continued)*

Not every real estate firm can display this seal*

When you buy a home, this seal is your best assurance—

You won't pay too much ■ You won't waste days looking at the "wrong" real estate ■ You'll get accurate facts ■ You'll get skilled, professional advice ■ You'll see property that fits your needs and pocket book ■ You'll receive help in finding sources of financing

*Only Realtors®—members of the National Association of Real Estate Boards and of their local boards who subscribe to the professional standards of an established Code of Ethics—may display this seal.

REALTORS' NATIONAL FOUNDATION, INC., 1300 CONNECTICUT AVENUE, N. W., WASHINGTON, D. C., 20036

New treat idea! Looks like a bone, chews like a bone, comes in six different flavors!

Put a little variety in your dog's life with nutritious, bone-shaped Flavor Snacks. Great as treats or rewards, they come in six flavors: meat, milk, liver, vegetable, bone and cheese. Over 100 assorted biscuits in each one pound package. Woof! Woof! **Milk-Bone Brand Flavor Snacks!**

(continued) domain for urban renewal projects. However, no national agency and no federal legislation (such as monument protection acts in France, Denmark, Italy, the Netherlands, and Sweden) has authority to forbid the destruction of historic buildings, even those of undisputed national significance, by any of these 500 local groups. In some far-sighted cities, a local board has such a right.

Those who argue against federal control in such matters consider it of purely local interest whether the home of a native son is preserved or is razed. This is not the case. A Monticello or a Casa Amesti is the heritage not only of the citizens of Charlottesville, Virginia, or Monterey, California, but of every man, woman and child in our 50 states.

Conrad L. Wirth, who recently retired as director of the National Park Service, is among those who fully realize the grave crisis faced by our historic buildings. The advice and assistance of the Park Service, within the limits of its budget and personnel, are always available to groups concerned with the preservation and administration of such houses.

Mr. Wirth advocates making the National Park Service the guardian of historic buildings endangered by other federal projects such as the highway program and urban renewal. He urges that the organization be made a required consultant—as the Fish and Game Department is for conservation of wildlife resources—while each new project is still in the planning stage.

Another possible solution was proposed at the Williamsburg seminar by Nathaniel Owings, a member of President Kennedy's Advisory Council for the Redesign of Pennsylvania Avenue. Owings urged creating a cabinet post for a secretary who would represent the taste and culture of our country with authority to act in its behalf. A vital tool of this department would be the Historic American Buildings Survey, a national program for listing and evaluating historic structures, which is jointly sponsored by the American Institute of Architects, the Library of Congress, the National Park Service, and the National Trust for Historic Preservation. This inventory, when expanded, should be the basis for determining what buildings could not be altered or destroyed without the consent of the guardian agency.

No matter how much may be accomplished, however, on the federal level, the preservation of historic homes is not and should never be the exclusive concern of government. It is rightfully the business of each one of us. A house, or even an entire block or neighborhood in our older cities, may have no national significance, but may add something precious and well worth saving to the local scene.

Stephen W. Jacobs, associate professor of architecture at Cornell University, outlines six steps for those interested in preserving a building:

- Be informed about it. Identify its values so you'll know exactly why it should be preserved.
- Organize a local group of interested people who will work enthusiastically to preserve the house or area.
- Work through your representative in the state government to pass whatever legislation will be necessary to authorize your group's activity and to make available to your local government the powers and resources from the state which will help your project.
- See that local ordinances are passed that will protect it.
- Encourage local agencies to apply for financial assistance from higher levels of government if your program requires more aid than will be available locally.
- Remain on the job! Preservationists must fill the roles of custodians, developers, and watchdogs to make sure that all resources are used to good advantage. It is never enough to get a program to save a building under way and then relax.

Valuable advice is available from the National Trust for Historic Preservation, 815 17th Street, N.W., Washington 6, D.C. In the last year, this organization, under its executive director, Robert R. Garvey, Jr., has advised groups from 50 different communities who have since been successful in getting historic areas protected in their own cities.

While urban renewal activities on a local level present one of the drastic threats to many historic city houses, the Urban Renewal Administration has been an enthusiastic, willing partner in restoration of these historic districts. Far from advocating the destruction of fine old buildings, this agency has worked tirelessly with local groups in many cities to plan the best means of restoring noteworthy buildings and to improve their settings, and has financed studies in these areas. Architect and landscaping plans have been provided for home owners in redevelopment areas. Federal funds can't be used for actual historic restoration, but special FHA mortgage insurance is now available to individuals for improving their own homes in historic neighborhoods.

Margaret Carroll, urban planner for the U.R.A., points out emphatically that the formulation of all urban renewal plans is local. Therefore, the responsibility for preserving our own well-loved historic landmarks is entirely ours as individuals.

The most important step we can take is to see that a careful survey is made in our own communities to catalogue those buildings which have a right to be preserved well in advance of any final plans for urban renewal, or highway expansion, or a new shopping center. THE END

FOR THE FIRST T
AN OMELET WIT
CRACKING AN EGG!

WESTERN, HAM, MUSHROOM OR CHEESE

Just add water and cook the tangiest, tempting-est Western you ever made. Golden selected eggs are all blended; hickory-smoked ham, onion and pepper are all cubed. There's no beating, dicing or slicing.

Borden's did it all...and removed only the moisture from farm-fresh ingredients. So you get as satisfying an omelet for three as if you'd done all the work.

Borden's Instant Omelets are the freshest idea ever hatched. Try one of the four varieties this week.

BORDEN'S INSTANT OMELETS

HOW TO JUDGE A SCHOOL SYSTEM

STANLEY SCHULER

About ten years ago when a brilliant engineer was transferred to his company's New York City headquarters, he wasted no time in deciding where to live. Because he and his wife wanted their children to have a first-class public school education, they headed straight for the suburban community of Scarsdale, which has long been famed for its excellent school system. It mattered not that my friend had several interests which might have been served better in another community. "We like that school system!" he said simply.

Today, as education becomes more important to all Americans, an increasing number of families that are in a position to choose where they will live, are picking communities on the same basis: "We think this is the best school system for our children."

Unfortunately, only a few can be sure they are right.

Assessing the quality of a school system is, in the words of the men responsible for New York State's searching six-year-old (School) Quality Measurement Project, an "extremely complex problem." No one—and this includes the experts—knows how to solve it completely.

One difficulty is that any school system's success in achieving its goals (whatever these may be) depends not only on the system itself, but also on the characteristics of the community served and the abilities and backgrounds of the children attending the schools. This makes it hard to tell whether a school system is good or bad, because it really is good or bad or because it is made to look that way by the people it serves.

Another difficulty is that everyone judges a school system from his own standpoint. This means that a system which delights me may appall you. It also means that if you are not sure what you want in a school system, you might settle in a community with a system that turns out to be quite unacceptable to you.

The final difficulty is that there is no known way of measuring the attitude and effectiveness of teachers; yet few things so inspire a child to learn as a wonderful Mr. Chips.

Despite these problems, more and more people are asking, "How good are this town's schools?"

The answer is not to be had by looking at school buildings, counting merit scholarships, and the number of students going on to college, assuming that the excellence of a famous high school automatically rubs off on the surrounding elementary schools, or talking to real estate brokers who have educational objectives different from your own.

On the contrary, the best way to assess the quality of a school system is to go directly to the school authorities. Ask the following test questions and measure the answers you get against standards set by outstanding American school systems and leading educators who have long been interested in what makes quality education.

In applying the test, however, remember three things:

1. The questions should be used only to judge school systems which aim at developing well-rounded boys and girls who can go on to college. In other words, the questions should not be applied to a system which is concerned primarily with turning out youngsters who are technically trained for a trade.

2. No values are assigned to the questions. This is because the educational world cannot say for sure to what extent various factors affect school quality.

3. Because of the problems previously mentioned, the questions will not yield a crystal-clear picture of school system quality. But they will come close.

What is the school system's educational program?

In elementary school, says the National Education Association's Educational Policies Commission, "the program should emphasize reading, writing, arithmetic, speaking, and listening. It should help pupils acquire ideas, information, understanding, and skills in social studies, science, music, and art. It should promote understanding of the importance of learning and of intellectual values. It should teach pupils that people live, think, and speak in various ways.

"The superior elementary school program seeks to develop initiative and to promote concern for accuracy, reasoning, progress, and beauty. It teaches the basics of safety and personal health and promotes physical coordination and skill. It helps the child learn to care for resources, both human and natural, to use simple tools, and to look after his possessions. By carefully organizing experiences in which children work together in groups, (it) fosters their ability to get along with others and thus helps lay the base for social responsibility."

"In high school," James Bryant Conant says in his trend-setting book *The American High School Today*, "the requirements for graduation for all students should be four years of English, three or four years of social studies—including two years of history (one of which should be American history), and a senior course in American problems or American government—one year of mathematics in the ninth grade (algebra or general mathematics), and at least one year of science in the ninth or tenth grade, which might well be biology or general physical science. . . . The other requirement for graduation should be successful completion of at least seven more courses, not including physical education."

How much does the school system spend per pupil?

Last year according to the magazine *School Management*, which makes an annual study of school costs, the average school district in the country spent $351.70 per pupil. But the average expenditure by the top 10 per cent of school districts was $508. (These figures represent the schools' net current expenditures, and do not include the cost of transportation and debt service or the financial outlay for new schools and equipment.)

The difference is important: All evidence points to the fact that the more a school system spends for current operation, the better job it does in educating children.

What is the ratio of professional staff to the student body?

One old but still popular rule of thumb holds that no schoolteacher should have more than 25 pupils. Today, because of many changes in the educational process, this rule has been supplanted by a new one: There should be a minimum of 50 professionals (teachers, supervisors, librarians, consultants, guidance counselors etc.) for every 1000 pupils.

In the country's leading school systems, the ratio ranges up to 70 per 1000 students.

What proportion of the teachers have master's degrees or better?

The Quality Measurement Project has found that "there is a positive relationship between the per cent of staff with five or more years of training and the likelihood that a system will exceed, achieve, or fail to achieve the level of pupil outcomes to be expected of the system. Community and pupil factors being equal, pupils in school systems with more highly trained teachers achieve better."

Other educators confirm this. Sam M. Lambert, research director of the National Education Association, says: "My daughter had a fourth-grade teacher in Washington who had an M.A. She had 35 children in her class, yet she was able to move them two grades in one year.

"Even if she's a married woman, a teacher with an M.A. is likely to put much greater emphasis on her teaching than people with B.A.'s."

Unfortunately, however, the number of teachers with master's and doctor's degrees is small—only 23.5 per cent of the United States total. But in some school systems the figure is much higher. For instance: Pittsburgh—about 40 per cent; Worcester, Massachusetts—51 per cent; San Jose, California—64 per cent. (*continued*)

Perfect Pizza with real Italian flavor

Now easier and quicker to prepare than ever! Just add water to the new faster-to-fix mix and you're guaranteed a tender, crunchy crust every time. Rich, true Italian-style pizza sauce, seasoned with the perfect combination of herbs and spices. Topped with choice Italian-style cheeses. Two delicious pizzas to try. Chef Cheese Pizza and Chef Sausage Pizza. Each comes complete in one package and gives you even greater convenience.

CHEF BOY-AR-DEE®

EVERYWHERE IN U.S. AND CANADA

For extra care...

"leave the moving to us"

You'll get the extra care you want, and the reliability you have a right to expect when the service you buy is Greyhound. For information, call your local Greyhound Van Lines agent, or write: 57 W. Grand Ave., Chicago 10, Ill.

GREYHOUND® VAN LINES

ANOTHER GROWING SERVICE OF THE GREYHOUND CORPORATION



How to cure a blank wall!



Best prescription: adjustable bookshelves using versatile, inexpensive K-V shelf hardware! It's easy to choose just the size you want from this display now being featured at your hardware or building supply dealer. Be sure to pick up a free booklet while you're there. It illustrates the simple installation (a screwdriver is all you need)—and is full of helpful, imaginative ideas on shelf arrangement.

EXCLUSIVE! Only K-V No. 180 Brackets have patented Spring-Lock Backplates. Assures no-wobble, no-sag shelving. Brackets available in 4" to 20" sizes; No. 80 Standards 18" to 144"; with 1" adjustment slots. Satin Anochrome, Satin Brass, Light Statuary Bronze and Ebony finishes.

KNAPE & VOGT MANUFACTURING CO.
Grand Rapids, Michigan

KV HARDWARE

(continued)

What is the rate of teacher turnover?

A study of 121 large school systems made two years ago by the National Education Association disclosed that classroom teacher turnover ranged from a high of 27.1 per cent of the teaching staff in one school system to a low of 4.3 per cent in another. The median rate was 12.5 per cent.

Something is obviously wrong with a school system that loses too many teachers. As Richard I. Miller, associate director of NEA's Project on Instruction, points out, it means either that salaries are too low or that the conditions under which the teachers must work are not good. Sometimes it means both things. In any case, the students suffer.

Does the school system have a remedial reading program starting at the first grade and continuing through high school?

The need of a program to improve the reading ability of poor high-school readers has been generally accepted for some time. But the equally great need of a similar program in elementary school is not so widely recognized (except in the best school systems). It is pointed up, however, by a recent study that was made by Charles M. Armstrong of New York State's education department.

Comparing the achievement-test scores made by 1000 high-school students with their reading levels when they were in fifth grade, Armstrong found that the better a child learns to read in elementary school, the better are his chances of doing well in high school.

The study showed that only 16 per cent of fifth graders who read at fifth-grade level did good work in high school. But 38 per cent of fifth graders who read at sixth-grade level did well in high school; 61 per cent of those who read at seventh-grade level did well in high school; and 80 per cent of those who read at ninth-grade level did well in high school.

The results, Armstrong says, "raise a question as to the adequacy of grade norms. Some schools and some teachers seem to feel that if they can get a pupil to work at grade level, they have done a satisfactory job. Actually, if we want all pupils to finish high school, we should strive to get all pupils above grade level in reading in elementary school."

Do the schools have a guidance counseling system?

In this increasingly complex world, boys and girls need expert advice about the courses they should take in school, whether to aim for college, and which ones, etc., and vocational guidance on planning for a career. This is the job of the guidance counselor.

In *The American High School Today* Conant recommends: "Counseling should start in the elementary school. There should be one full-time counselor for every 250 to 300 pupils in the high school. The counselors should have had experience as teachers but should be devoting virtually full time to the counseling work."

Is the school system studying and experimenting with new ideas for instruction, curriculum, etc.?

If not, watch out. No one, including schools, makes progress by standing still. To do an ever-better job of educating children, a school system must spend some money (the NEA Project on Instruction recommends one per cent of the annual operating budget) and time for research, experimentation, and innovation.

What is the state of the school libraries?

Every school in a system should have a library, and every library should meet the following standards set by the American Library Association: Ten books per student. An annual expenditure for new books of $4 to $6 per student. One trained librarian for each 300 students.

What percentage of students in the high school graduating class achieve above-average grades on college entrance exams?

Secondary schoolmen maintain that college entrance examination scores do not accurately reflect the quality of a school. But college admissions officers who keep records of the relationship between high school grades, college entrance examination scores, and college freshman grades made by all their students are not in full agreement.

"A median College Board score of over 500 for all its college preparatory students is a significant indication of a high school's capacity to produce strong college prospects," says Arthur Howe, Jr., dean of Admissions at Yale.

America's "great" high schools have little trouble performing up to this standard. Consider the record of New Trier Township High School Winnetka, Illinois. In 1963, 92 per cent of New Trier's 995 graduates went to college. Of approximately 850 who took the College Board's Scholastic Aptitude Test, 60 per cent scored 500 or above, and 74 per cent of the 400 taking the Achievement Tests scored above 500.

(Just as college entrance examination scores reflect high-school quality, so standard achievement test scores reflect the quality of elementary schools. All school heads should be able to tell you how the achievement test scores of their pupils compare with the national average.)

How large is the high school?

If a high school is too small, Conant says, it is "not in a position to provide a satisfactory education for any group of students." The curriculum is not thorough; the faculty is underused.

Minimum size of a four-year high school should be 500 pupils; of a three-year high school, 350.

Does the high school provide Advanced Placement courses (or the equivalent) for gifted pupils?

The fact that your children may not be eligible for such courses should not affect your attitude toward this requirement. Barnaby C. Keeney, president of Brown University, has called Advanced Placement—a program under *(continued on page 107)*



MODEL SHOWN RCI-G75-64



EASIEST ALL-OVER CLEANING...



THE PRACTICAL PULL'n CLEAN OVEN THE PRACTICAL FRIGIDAIRE RANGE!

Only Frigidaire Electric Ranges give you all these easy-clean features inside and out! One example, the completely practical Pull 'N Clean oven! No awkward stooping or stretching—just pull this oven out like a drawer, clean it standing up. What's more, you get the exclusive Pull 'N Clean oven in 10 different Frigidaire models, many budget-priced. Newly designed for even easier cleaning—all over! New high back is smooth...has no cracks to trap splatters. Knobs on control panel pull off for quick, thorough cleaning. New deep recessed top catches spills; raised cooking units help keep spills from dripping back into range. Deep porcelain enamel drip bowls clean easier, resist scratches and stains. Even the storage drawer pulls all the way out for mop-under floor cleaning! *Practical cooking:* Speed-Heat unit gets red hot in seconds. Heat-Minder frees you from worry about scorched pans, boil-overs. No push buttons to limit number of heat settings—dial the cooking temperature you want for ovens or cooking units. *Practical choice:* Frigidaire offers you a wide selection of range models, from 40-inch Flair Ranges with eye-level ovens to 21-inch apartment models. Products of General Motors. (Factory-trained servicemen everywhere.)

FRIGIDAIRE

CASE HISTORY

Subject dresses like 30,
acts like 12.
Is emotionally immature
and unsure of herself.

You've probably seen girls just like that. They can't seem to *act their age*. Because they feel more awkward, more childish, than their contemporaries, they try to compensate with a false sophistication. They overdress—use too much make-up. Yet deep down inside, they're still children, playing at being adolescents.

The secure teenager crosses each bridge as she comes to it. At some stage, for instance, she elects to use Tampax® internal sanitary protection. She doesn't make a big thing out of it; it shortly seems as natural as lipstick. She adds to her own security during "difficult days" by having complete freedom from bulk, odor, chafing and irritation. The silken-smooth applicator makes insertion easy, and disposal is never a problem.

NO BELTS
NO PINS
NO PADS
NO ODOR

If you are the confident type, you're probably using Tampax already. If you lack confidence – who knows, Tampax might help. You'll certainly feel extra security on "certain days." Millions already have! Tampax Incorporated, Palmer, Massachusetts.

Gown by Martier-Raymond

Invented by a doctor—
now used by millions of women

While we're not too sure just what the jet set thinks about indoor-outdoor living, we're all for it. While it might not come up to jetting to the Côte d'Azur for the season, it certainly makes living in Missoula or Milwaukee a lot more enjoyable. What's more, it can all be done for tourist-class prices—in fact, on the family plan. This inviting setting for outdoor living in Dayton, Ohio, is a good example for it was built for a little over $600 in material cost. The family plan entered on the labor front, with Mrs. Paul B. Willis being the instigator and motivating force and Mr. Willis and son on the actual labor force. Since this was to be strictly weekend and odd-hour work, the patio was designed so it could be done in small sections. The two amateur masons developed a working pattern that brought the job to completion in a little over a month. One big time-saving trick was the use of a dry, premixed combination of materials that requires only the addition of water to make concrete. This eliminated time-consuming measuring and mixing. (continued)

OUTDOOR LIVING IS DEFINITELY "IN"

Landscape Architect: R. K. Siebenthaler Photographer: Kranzten

Famous Bates® "Pride of Niagara" Bedspread

Only $7.95

regular $14.95 retail value with Niagara Starch

AUTHENTIC AMERICANA—FULL OR TWIN SIZE! All the graceful charm of a traditional colonial bedspread. A Bates Heirloom® in heavy-weight quality cotton. Deeply embossed, with a rich center medallion. Reversible for twice the wear. Pre-shrunk, it's completely machine washable, machine dryable. In antique white or snow white.

Regular $14.95 value... now only $7.95, plus the top yellow patch from Niagara® Instant Laundry Dry Starch, or code number copied from bottom of a Niagara® Spray Starch can.

FOR EASE, FOR ECONOMY...USE NIAGARA INSTANT LAUNDRY STARCH! Of all dry starches, only Niagara is *instant-working*. So, you can pour it into cold water with no boiling... no messy mixing. It's easy as liquid starch—but far more *economical!* And because Niagara is instant-working, it's the only dry starch you can pour right from the package into your washer. Does big jobs a washer-load at a time... inexpensively, too!

FOR QUICK TOUCH-UPS USE NIAGARA SPRAY STARCH! Only Niagara Spray has SL-32* magic ironing aid that makes ironing a *breeze*. Independent survey showed housewives prefer Niagara over 2 other leading brands.

*SL-32 is the trademark for a special silicone emulsion.

IF PRODUCT OR PERFORMANCE DEFECTIVE ★ Good Housekeeping GUARANTEES REPLACEMENT OR REFUND TO CONSUMER

Please send Bates "Pride of Niagara" Bedspreads checked below. For each spread—regular $14.95 value—I enclose check or money order for just $7.95... plus the top yellow patch from Niagara Instant Starch or the code number copied from the bottom of a Niagara Spray Starch can.

(Check color and size for each spread you order)

	Color		Size	
QUANTITY	ANTIQUE WHITE	SNOW WHITE	TWIN*	DOUBLE

**Regular retail value on Twin size is $12.95*

Price paid for starch: INSTANT_____¢ or SPRAY_____¢

"PRIDE OF NIAGARA"
P. O. Box 289, Brooklyn 1, New York

Name_____
(PLEASE PRINT)
Address_____
City_____ Zone_____ State_____

Offer ends December 31, 1964. Allow 3 weeks for delivery.

CIRCA 1858 IN THE HENRY FORD MUSEUM COLLECTION—authentic reproductions to delight you who cherish the best of our past, and all who understand that the truly interesting is the bringing together of beautiful things in any theme. Of lustrous flint glass like the originals, with brilliance and sparkle for most elegant dining. Handmolded—to fortify everyday enjoyment. Crystal, cobalt blue, olive green—complete service in one of the loveliest old patterns for the liveliest new look in decorating . . .

ARGUS

by

Fostoria

MOUNDSVILLE, WEST VIRGINIA

See these and other Argus pieces at your Fostoria Dealer.

(continued)
1x4″ redwood lumber was used to divide the patio floor into 3′6″ squares. The top of the lumber framework was set six inches above the leveled ground to provide a four-inch base of sand, capped by two inches of concrete mix. Perimeter boards were first set at the right height and leveled off. Then the intermediate boards were securely nailed in place and supported by metal stakes. Once the redwood frame was in place, the sand base was spread. A simple leveling device was used to spread the sand and still leave two inches below the top of the redwood form for the concrete surface. Preplanning simplified the mixing and pouring of the concrete. By calculation it was found that three sacks of the Sakrete Concrete mix finished one square of the floor without waste. A screed board (shown in the bottom photo) reaching from one redwood member to another, was used to level the concrete mix. (continued)

VARAFLAME LURALITE, $20. OTHER MODELS FROM $14.95. SUGGESTED RETAIL PRICES. ©1963 RONSON CORP., WOODBRIDGE, N.J., U.S.A. ALSO AVAILABLE IN CANADA.

Suddenly...table lighters are back on the table. Why?
Because this remarkable new Ronson® table lighter works on butane gas. You fill it just once a year. It has no wick and no cotton. No messy, drippy fluids. No evaporation. You adjust the flame with a fingertip dial. Low for cigarettes. Medium for cigars. High for pipes. After giving thousands of lights without refilling, it takes just seconds to refill. 29 styles to choose from. **RONSON® Varaflame® Butane Table Lighters**

New Dishwasher *all*

not only ends water spots...but

dissolves 7 of the most stubborn spots

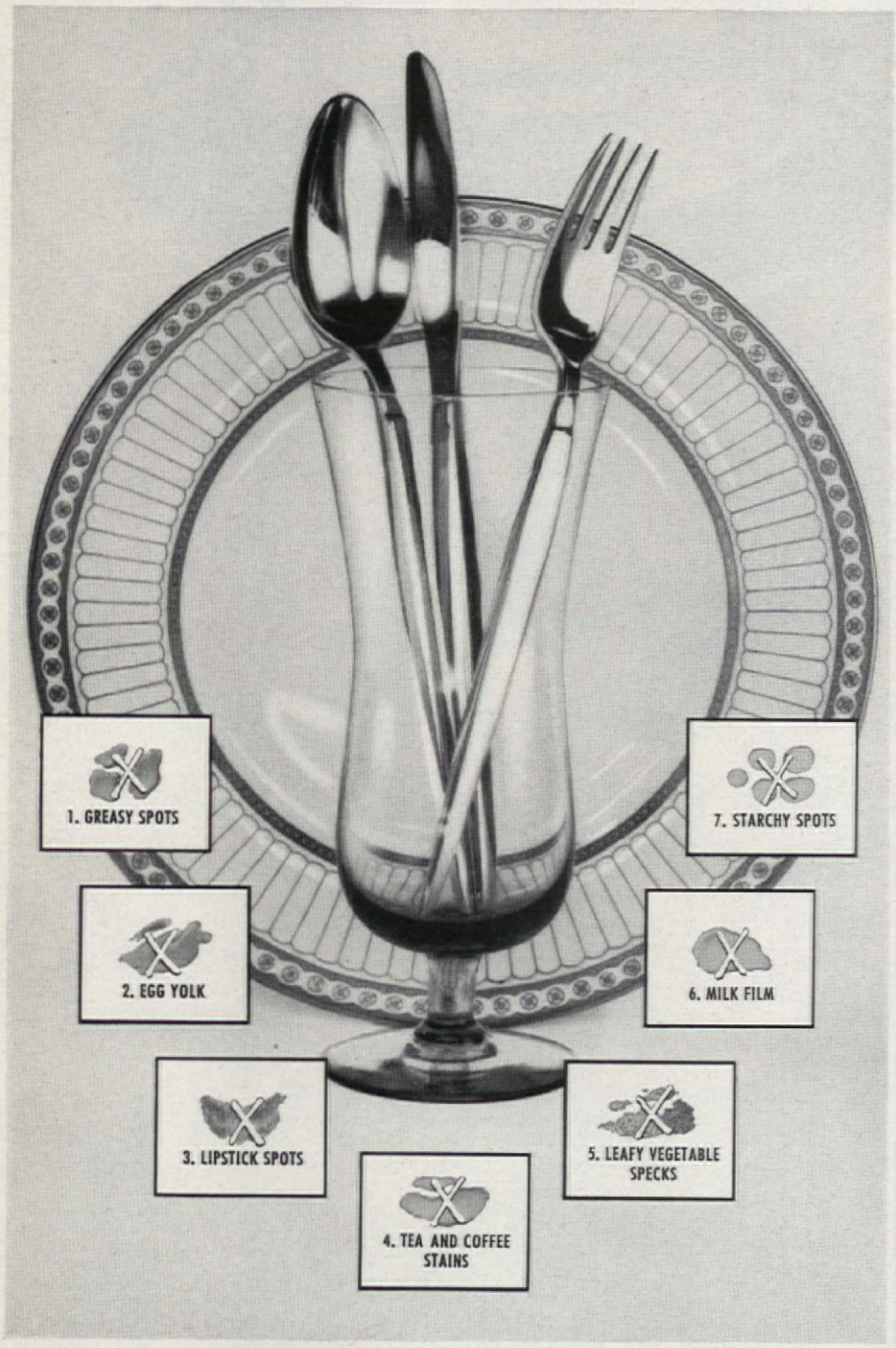

Guarantees spot-free washing,

the most spot-free glasses, silver, dishes any dishwasher can wash—or your money back!

New improved Dishwasher ***all's*** super-penetrating solution gets in and under spots, lifts them off and floats them away. Dishes come out sparkling clean—even after being stacked for hours in your dishwasher. And Dishwasher ***all*** is recommended by every leading dishwasher manufacturer. Get new Dishwasher ***all***—new color, new fragrance!

Dishwasher ***all*** is recommended completely safe for finest china by American Fine China Guild.

(continued) One of the favorite materials for patio and garden-walk construction is brick. Here the Willis family used a new technique that worked very well for them and produced a handsome walk with minimum effort. First they determined the width of the walk and defined this with bricks set on edge in a small footing of concrete. Using this as a screed they leveled off a two-inch base of sand and then put in a one-and-a-half-inch layer of dry cement mix as a setting bed for the brick. No mixing or wetting was necessary as the dry mix draws moisture and soon forms a strong foundation. The final step was to fill in between the brick with a wet mix of mortar, as seen in the bottom photo.



Looks like our designers have been consulting their wives again

You'd think a woman did it—the way this new Westinghouse refrigerator is designed. Outside we've given it the full beauty treatment with smart new decorator trim, handsome handles of chrome and imported wood. But there's more to it than beauty. Much more.

Look close. Very close. With that big 18-pound meat keeper you can whip out a meal in no time, because it keeps meat fresh 7 days without freezing. Those stacked porcelain-enamel vegetable crispers can really hold it, too (¾ of a bushel to be exact).

Then there's that new ice cube server, lift-out egg and utility trays to name just a few. Of course, the spacious refrigerator, the 119-pound freezer . . . they're completely frost-free. And the exclusive Westinghouse Cold Injector pushes cold air throughout the refrigerator—does away with unsightly coils in the fresh food section.

Leave it to a woman to design the perfect refrigerator. Leave it to Westinghouse to make it (we'll leave it to you to see this new refrigerator at your Westinghouse dealer's soon).

You can be sure if it's Westinghouse



Here

or here



or here

or here

Any room is the room for your Princess phone

The lovely Princess® phone was designed with every location in mind —bedroom or kitchen, family room or den. Where it's dark, the dial lights up. Where space is scarce, its compact size fits beautifully. There's a color to catch or complement the accents of any decor. To order, just call the Business Office or ask your telephone man.

Bell Telephone System
Serving you

SOPHISTICATED SIMPLICITY ON A HILLTOP

Commanding attention with the assurance of a well-situated castle staunchly holding its place above the world, this house in West Redding, Connecticut, the residence of Mr. and Mrs. Fred Otnes, achieves perhaps the ultimate of indoor-outdoor living. Nothing interferes with the view of the countryside beyond. From the outside, the windows on one side frame portions of the view that can be seen from windows on the other side. Glass walls provide a front-row seat for Nature's exhibit of days and seasons. Several large wooden decks make the outdoors easily accessible. Several steps below, the flagstone sun terrace is built into a natural formation of rock on the edge of a quarry which the owners hope soon to make into a swimming pool. The splendor of the setting on a hillside allows the building to be plain without seeming austere. The house, a post and beam structure, is anchored to the hill by pins driven into the rock beneath each post. The flat roof has a raised section over the living room to accommodate shallow clerestory windows for light from all directions. The airy decks are roofed with slats that keep the summer heat and sun out but let in the winter sun to help warm the house. Heating for house is provided by floor ducts beneath each window. For continuity, the deck is stained the same weathered gray as the floor, siding, and interior wood walls. Limited to such a few colors and textures, the house is not bland but a strong statement in contrasting dark and light woods. Its classic simplicity and restrained elegance are excellent foils for the color and roughness of the foliage and rock that surround the house.

A WALKING TOUR around the Otnes house begins with the unexpectedly flat approach (below) to the entry deck. A surprise is in store for those who don't notice the view through the living room to the gorge on the other side. Twin chimneys pierce the roof just outside the clerestory windows. **TRIM CONTOUR** of deck structure and the white-painted beams (upper right) is profiled above the rugged terrain and sun terrace. **WRAP-AROUND DECK** and glass walls (on plan) are a major factor in full appreciation of landscape and scenery. A small basement housed under the living room contains utilities and storage. **SHALLOW STEPS TO ENTRY** deck and hall (middle right) invite guests to enter the spacious living room beyond the dining room. **LIVING ROOM** (lower right) is a pleasant stop before continuing along deck and down to the sun terrace. Wilderness landscape permeates the glass-walled room. In return, the deck receives benefits of the civilized indoors. It's protected from a northwest wind by the house itself and from heat and sun by overhead slats that shade the house too.



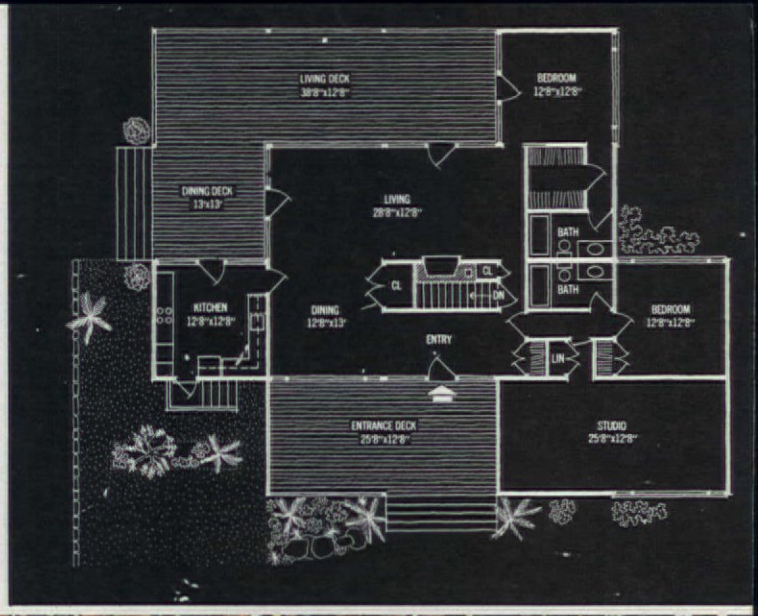
LIVING DECK
38'8"x12'8"
BEDROOM
12'8"x12'8"
DINING DECK
13'x13'
LIVING
28'8"x12'8"
BATH
CL
CL
DN
BATH
KITCHEN
12'8"x12'8"
DINING
12'8"x13'
ENTRY
BEDROOM
12'8"x12'8"
LIN
ENTRANCE DECK
25'8"x12'8"
STUDIO
25'8"x12'8"



Architect: Lawrence Michaels Designer: James J. Mann, Jr. Information: Elizabeth Rehill Photographer: Maris/Ezra Stoller Assoc

THE INTERIOR is furnished tastefully with nothing distracting from the view. The simplicity of the architecture matches the handsome sparseness of the décor. Elements are simple: a few pieces of furniture, one or two bright colors, and the outdoors. **SILHOUETTED** in the airy light of the windows overlooking the valley (top) is an arrangement of favorite art pieces. **FIREPLACE** (middle) dominates this wall in the living room but the view is not shut out. Tops of trees and, in winter, falling snow are visible through the high windows to counterpoint the blaze. **SHELTERED CORNER** of living room (above) is a quiet place to watch fire and scene outside. Light from south emphasizes contrast of wood and plaster.

Designer: Elizabeth Banning, A.I.D. Photographer: Lyman Emerson

BEAUTIFUL WAYS TO EXTEND YOUR LIVING SPACE

Photographer: Maris/Ezra Stoller Assoc.

Small houses grow to expansive proportions through the wise use of the space that is immediately adjacent to the house. Physical walls need not fence in the enjoyment of a house with all the possibilities for expansion into patios, terraces, decks, and even additional rooms that blend with the outdoors. Look at these examples of houses which have gone beyond their interior limits to add space and bonus areas. Look at your own house with an eye toward adding to the original plan and increasing your own pleasure in attractive outdoor living areas.

Lanai in the home of Mr. and Mrs. Charles P. Davies of Novato, California, opens out to a terrace and a beautiful view of the rugged ranch country. The lanai is a multi-purpose room used as workroom, informal dining, and extra bedroom. Large poppy design on quilted white chintz chair pads dramatizes neutral color tones of walls and furnishings.

All-glass dining room opens off paneled living room in the home of Mr. and Mrs. Avery Cotton, Decatur, Georgia. Sliding glass doors are backed with sliding screens. Solar heat and heated flagstone floor keep the room warm and cozy in winter. Sheltering trees make the room a beautiful indoor garden.

Garden patio in home of Mr. and Mrs. Andrew Conze, Palos Verdes, California, has lattices, fence, and slat benches stained a soft driftwood. Brick flooring is a continuation from the living room.

Information: Barbara Lenox Photographer: Lyman Emerson

A back wall at the property line sets the boundary to this patio with its luxurious foliage. The patio of the home of Mr. and Mrs. Stuart Patton in South Miami, Florida, is the favorite entertaining spot for the Pattons and their two teen-age daughters. Lights strung in the satinwood tree and palms give a festive air at night.

When owner-designer Steve Steffen, A.I.D., of South Miami, Florida, wanted a second, larger patio (photographs below), he decided to break through the wall of the living room. With three large windows in the living room, it was decided to make the middle one the door to the patio. Measuring 27x44', the patio extends the full length of the house, gives privacy and much needed living space to an otherwise small ranch-style house. The wooden wall is stained a mushroom color. The gravel, stepping stones, and planking surface are quite easy to maintain.

Landscape Architect: John Seymour Information: Ann Rutledge Keyes Photographer: Maris/Ezra Stoller Assoc.

Photographer: Maris/Ezra Stoller Assoc.

Information: Ann Rutledge Keyes Photographer: Maris/Ezra Stoller Assoc.

Garden patio is partially protected by a terra-cotta awning in the home of designer Jack Cameron, A.I.D., of Coral Gables, Florida. Flooring under the awning is concrete, painted and scored to look like old tile. In the foreground, it's cement block. The lovely garden is Mr. Cameron's handiwork, and one of his favorite hobbies.

The home of architect-designer Kenneth Treister, A.I.A., Cocoanut Grove, Florida, has several patios. This one is a court-garden with a swimming pool at the open end. It is visible below from the outdoor dining area, which is covered with roofing and corrugated glass panels. The more open part of the court is enclosed with 12′ high fiber-glass screening to make it usable all year round.

Information: Ann Rutledge Keyes Photographer: Maris/Ezra Stoller Assoc.



Information: Barbara Lenox Photographer: Horst Ahlberg

By adding a canvas ceiling over a rear patio, Mrs. Ruth Waxman of Los Angeles, California, can now enjoy this area almost the year round. Canvas provides privacy from neighboring hillside, has a plastic top for rain protection.

Cool pavilion below has pebbled walk with redwood platforms on different levels. Post and beam structural members support royal blue frame for canvas that's designed to control light. Unpainted redwood is treated with copper sulphate to turn it to a gray color.

Designer: Rich Untermann for West End Nursery Photographer: Lyman Emerson

Decorative lattice square (left) provides welcome shade for this family room patio. Surrounded by fully grown trees, there is no need for fencing. Groups of potted plants are rotated according to season. Concrete paving, level with interior floors, eases outdoor serving.
Landscape: Sid Galper for Harlan Lee's Los Feliz Estates
Information: Barbara Lenox
Photographer: George de Gennaro

Deck on opposite page in the home of Dr. Richard Koons, Laguna Beach, California, takes full advantage of the hillside view. Predominantly of redwood, deck has built-in benches and slat table. A potting garden is on the lower level.

Information: Barbara Lenox Photographer: Horst Ahlberg

HOW TO GET "CARRIED



If you have the urge to express yourself, to give vent to all the hidden talents inside you, we suggest you trim a tray. It's one of the most entertaining, creative outlets we know and one of the most inexpensive. The trays themselves come from the dime store. While you're out, pick up the necessary glue, varnish, spray, and fabric adhesive, and then let your imagination take over. We show you here some thought-starters to get you going. Starting at the top, left to right: "Down to the Sea" is made from a section of a ship blueprint, available in marine supply stores, and narrow white rope. "Spring Beauties" is a bold fabric pattern applied to the tray with fabric adhesive. "Newshound" has strips of newspaper headlines and logos you can cut from foreign newspapers. "Spring Bouquet" is an arrangement of simple flowers cut from bright tissue paper.

Rudy Muller

AWAY" IN GREAT STYLE

Artist: Elizabeth Grossman, age 6

"Cardsharp" is a brightly painted tray mounted with decorative Spanish playing cards. "Budding Artist" is probably the nicest one of all—a small child's drawing in colored chalk. Keep your child going and you could have a small art gallery!

Beginning to get the idea? Here are some more suggestions from the top of our head: cut up the blueprints of your new home in sections for a series of trays. Retrace your family's vacation by cutting up a road map and marking the route with a red marker. Cover a tray with a handsome wood-grain gift wrap or use easy to apply adhesive-backed paper. Save vintage bottle labels and overlap them in a crazy-quilt pattern. Cut out flowers from magazines and make a decoupage. Mount a coin collection on a black lacquer base. Ad infinitum! How-to's for trays shown, page 81.

These smartly tailored, snug-fitting slip covers are the best reason we know to hurl yourself into a fervor of springtime decorating. A far cry from the loose, ill-fitting dust throws of yesteryear, these were designed by a professional decorating team at Lord & Taylor, New York. The beautiful, easy-care fabrics are by Everfast. They're inexpensive, wear like iron, wash beautifully, and have a marvelous crease-resistant Everglaze finish. So start casting an eye at your own drab furniture. Visualize the freshness and style these sprightly patterns and colors will bring to any room in your home. Beg, borrow, or steal any of the ideas you see here with our compliments. In this case, it's legitimate larceny!

SPRUCE UP WITH SLIP COVERS

Shown opposite and above is one room with two sets of slip covers. Striped cotton satin at left is mitered. Pastoral toile above is used for sofa and draperies. Slip-cover transformation in each setting is completed with coordinated colors used for other chairs and accents.

This bridge table and chairs are polka-dot happy with scalloped satiny-looking slip covers. Hidden snaps hold the chair-back covers in place. Table and seat covers have a lining of buckram to keep them stiff. All are washable and guaranteed colorfast of course.

Ladylike setting below is dressed in pale green spun rayon crepe that has been quilted for chaise slip cover and drapery trim. Quilting adds richness to a room, seems to enlarge a small piece of furniture.

Day bed in the romantic niche below is slip covered in a snowflake pattern to match the draperies and walls of the room. Note that the mattress has a quilted "cap" cover which can be easily removed for sleeping.

Small foyer above is given importance with two French-styled chairs with back and seat pads in an exaggerated marbleized pattern. They're held in place with fabric ties. The seat pads have foam rubber inside; and they can be easily washed.

Slip covers for a simple table and ordinary high-back chairs (opposite page) give this room a dramatic, Vermeer-like atmosphere. The tablecloth has sharply creased inverted corner pleats and the chair covers have handsome button backs.

Photographed at Lord & Taylor by Ernest Silva

1. CATTLEYA AURANTIACA

2. RHYNCHOSTYLIS GIGANTEA

3. DENDROBIUM MOSCHATUM

4. CATASETUM CLIFTONI

5. CYMBIDIUM HYBRID

6. CALANTHE VESTITA

7. COELOGYNE CRISTATA

8. LYCASTE DEPPEI

9. EPIDENDRUM AROMATICUM

10. PHALAENOPSIS HYBRID

11. LYCASTE AROMATICA

12. BRASSAVOLA GLAUCA

13. COELOGYNE SPECIES

14. BIFRENARIA TYRIANTHINA

ANDREW ADDKISON

We're all for shattering a myth—the myth that to grow orchids you have to seal them under glass like the Hope diamond as well as hire an old-world gardener to cater to their whims. In truth, beautiful, heavenly scented orchids are far from fragile. They're actually quite hardy and will thrive on the terrace in spring and summer and at your windows during cold weather. These are known as the botanical, or species gems. And what an infinite variety of shapes, forms, and colors they offer to the home gardener! Some have mammoth blooms while others have minute flowers visible only through a magnifying glass. Colors run the gamut from white, pink, lavender, purple, red, orange, yellow, green, brown, and blue, through almost all the shades in between. Flower shapes are frilly or simple, lacy or scalloped. Most botanical orchids are delightfully scented, and one plant will often perfume an entire area!

We picture just a few of the different types of botanical orchids. You can choose from: calanthes, cattleyas, coelogynes, dendrobiums, laelias, lycastes, oncidiums, phaius, and vandas. Don't let the names throw you—once they're yours you can call them anything you like. Plants and materials are available from nurseries all over the country.

Orchids will generally come to you potted in regular slotted clay containers, in osmunda or fir bark, and will not need repotting for two years. Whether you grow them indoors or on the patio, never set orchid plants directly on the floor or ground. They need bottom as well as top air circulation so set the pots on house bricks or on half-inch redwood slats.

The cattleya species, such as Cattleya aurantiaca (1), C. bowringiana, C. forbesi, and C. skinneri, are medium-size plants about 24 to 36 inches tall, with lavender, orange, or pink flowers. Indoors they require from three to four hours of sunshine at a south or east window. Water heavily and allow them to dry out before watering again. Outdoors, give them filtered sunlight—avoid direct sun—and a minimum night temperature of 56°. Flowers will appear during the spring and summer.

Most of the calanthe orchids available are varieties of Calanthe vestita (6), or C. rosea, with flowers (continued on page 96)



JACK KRAMER

ORCHIDS LEAD AN INDOOR OUTDOOR LIFE

15. VANDA CAERULEA

1

2

3

4

Ernest Silva

Shopping information, page 107

Entertaining should be as much fun for you as it is for your guests. But how can you enjoy it yourself if it becomes a laborious, time-consuming venture? How can you scintillate if you're the unpaid slave in the kitchen with no more time with your guests than a quick hello and a tired good-by? The secret is in a bit of preplanning not only in the kitchen but in the spot where you choose to entertain. Here we flash some sparkling plan-ahead ideas that make full use of your lovely crystal. They're pretty to look at and easy to do!

1. Nothing's easier than letting guests help themselves. Here a tasty Fondue Bourguignonne is served with a circle of goblets to hold the tempting sauces.

2. A center of attraction at a children's party not only confines activity to a limited area, but makes preparation and cleanup easy. The punch bowl, cookies, et al. can be wheeled anywhere for self-service.

3. Some guests like to get up early but can't wake up without juice or coffee. Until you rescue them with a full-fledged breakfast, put out thermoses of their favorite eye-openers.

4. A casual sit-down luncheon or supper becomes gay and festive when bright ribbons are tied lattice fashion to underside of a glass-topped table.

5. How romantic is the light of a kerosene lamp for patio dining. The pink color scheme is keyed to the graceful, tinted goblets.

6. Stacked trays in their own small cupboard is an idea we brazenly stole from the airlines. Let your husband make one of these from a wooden box, and then finish it off with bright, bright paint.

7. Crystal stemware can play a leading part in serving hors d'oeuvres. Think of all the ways to use your pretty goblets. Everyone will say, "What a marvelous idea!"

ENTERTAINING CALLS FOR SOME CRYSTAL-CLEAR THINKING



GIVE A SHOWER OF ROSES AND DAINTY TEA TREATS FOR YOUR FAVORITE BRIDE-TO-BE

Rudy Muller

Keep everything in a delicate romantic mood for a tea-time shower. Even the menu. Daisy-shaped sandwiches made with cream cheese blended with fresh strawberries, gay pinwheels with spicy deviled ham and pimiento, thin triangles filled with finely chopped chicken, tasty caviar thimbles, crab meat tartlets with a whisper of curry, striped bread-ribbons with tangy Cheddar cheese, and cherry tomatoes with chopped eggs and anchovies. And for the gala ending! Pink and white rose cupcakes arranged just like a bride's bouquet on white paper lace doilies. You will find our recipes and tips for serving a tea on page 72.

Be original, creative! See how the tasty "go withs" you prepare in your kitchen help transform the highly seasoned barbecues you usually cook outside into a gourmet banquet. Along with your favorite grilled foods, serve delicately seasoned salads, vegetables, and breads. The beauty of it all is so many of these delectable dishes can be prepared ahead of time! The crispy cold creations can be kept in the refrigerator until serving time. The hot dishes you whisk to patio, terrace, or porch piping hot from the oven.

Next time you entertain, there's no need to repeat that old stand-by, the tossed green salad. For example, whip up exciting Tomato-Avocado Mousse. Subtle in flavor, but oh, so dramatic as you bring out a handsome trayful!

You can add a tasty continental touch with a baked

Irwin Horowitz

Zucchini Skillet Casserole. This fine Italian dish is seasoned with onion, green pepper, basil, and Parmesan. If you like applause (and who doesn't), show your finesse with an airy, fluffy, golden-crusted Corn Soufflé. Takes only 15 minutes to prepare, less than an hour to bake, and is guaranteed to make you look like a culinary genius.

For a festive bread, nothing but our Fiesta Bread will do. A French loaf is split lengthwise and spread with a tempting mixture of grated Cheddar, catsup, chopped olives, and onion. Wrap in foil and serve piping hot!

You'll find these and many more dishes on our recipe pages, including cool Jellied Vegetable Medley, a new version of Macaroni Salad, chilled Eggplant Sicilian, and a host of quickie breads. The recipes begin on page 66.

WHEN IT COMES TO
DELECTABLE ACCOMPANIMENTS
FOR BARBECUE DINING

THINK BIG!

Magnificent touches to create new tastes and add more flavor to your next indoor-outdoor barbecue

Gone are the days when steaks, chickens, hamburgers, and frankfurters were tossed onto the grill in slapdash he-man fashion. Whether they cook inside or out, people are discovering exciting, new, exotic tastes in marinades and bastes.

Just what is a marinade or a baste? Actually, a marinade is a thin sauce, usually with a wine, vinegar, or lemon-juice base, seasoned with condiments and herbs, in which food is soaked before it's cooked. It penetrates the food to flavor and tenderize it. A baste is a sauce, sometimes thin, sometimes thick, brushed on the food to give it a special flavor on the outside and at the same time keep it moist. Both may be served as a sauce with the cooked foods.

Here and on our recipe pages we bring you some special treats using marinades or bastes in the cooking, plus some very special recipes for bastes and marinades alone. Try them all now that the charcoal grill is in full season.

SPICY CHICKEN BARBECUE

Preparation time: 20 min. / Marinating time: 2 hrs.

½ c. butter or margarine; 1 c. chicken broth; 2 tbs. lemon juice; ½ tsp. dry mustard; 1½ tsp. sugar; 1 tsp. salt; 1 tsp. chili powder; 1 tsp. paprika; dash of cayenne; 1 tsp. Worcestershire sauce; ½ tsp. liquid hot-pepper sauce; ¼ tsp. black pepper; ¼ c. minced onion; 2 cloves of garlic, minced; 2 broiler-fryers, quartered.

Combine all ingredients except chicken in saucepan; simmer 30 minutes. Pour over chicken in shallow dish. Marinate 2 hours, turning occasionally. Broil chicken about 45 minutes, or until tender, turning halfway in cooking time. Baste with marinade as chicken cooks. Heat and serve remaining marinade with chicken. Makes 6 to 8 servings.

MEAT BALL SHISH KEBOBS

Preparation time: 20 min. / Cooking time: 25 min.

¾ c. finely chopped onion; ¼ c. pure vegetable oil; ¾ c. catsup; ¼ c. cider vinegar; ¾ c. water; 3 tbs. sugar; 2 tbs. Worcestershire sauce; 1 tbs. prepared mustard; 2 tsp. salt; ¼ tsp. pepper; 1½ lbs. ground beef; ½ tsp. salt; dash of pepper; 2 tomatoes, cut in wedges or 12 cherry tomatoes; 1 large green pepper, cut in large squares; 12 small onions, parboiled; oil.

Sauté onion in oil until tender; stir in catsup, vinegar, water, sugar, Worcestershire, mustard, 2 teaspoons salt, and ¼ teaspoon pepper. Simmer 15 minutes. Combine beef, ½ teaspoon salt, and pepper. Shape into 12 meat balls.

Arrange alternately on skewers 2 meat balls, 2 tomato wedges or 2 cherry tomatoes, 2 pieces green pepper, and 2 onions. Brush meat balls with sauce; brush vegetables with oil. Broil 10 minutes; baste with sauce as they cook; turn kebobs several times so they cook evenly. Makes 6 servings. (continued on page 64)

Swedowsky & Weiss

4¢

This, perhaps, is the most pleasure you can get for so little money. Incredible as it may seem, a serving of Campbell's Tomato Soup costs only 4¢. When you think how good it tastes, or how much it adds to the enjoyment of a meal, or how happily your family downs it . . . well, maybe that's why it's America's favorite soup.

Soup this good just has to be *Campbell's*

Marinades & Bastes (pictured in color on page 62)

GLAZED HAM ON THE SPIT (SWEET AND TANGY BASTE)
Preparation time: 15 min. / Cooking time: 1½ hrs.

1 c. apricot jam; ½ c. orange or pineapple juice; 1½ tbs. prepared mustard; ¼ tsp. ground cloves; ¼ tsp. ground ginger; 6–8 lbs. boned and rolled ready-to-eat ham.

Combine apricot jam, fruit juice, mustard, cloves, and ginger in small saucepan; simmer 5 minutes. Place ham on spit; lock in place with locking tines; place in position on rotisserie over coals. Cook 1 hour; brush with jam mixture. Continue cooking 30 minutes longer, brushing with glaze several times. Thin remaining glaze with additional fruit juice and serve as a sauce with ham. Makes 12–16 servings.

BARBECUED STEAK (ZESTY BEEF MARINADE)
Preparation time: 10 min. / Marinating time: overnight.

¾ c. Burgundy or Bordeaux wine or ⅓ c. red wine vinegar; ¾ c. olive or pure vegetable oil; 1 clove of garlic, mashed; 1 tbs. grated onion; 1 tsp. salt; ¼ tsp. black pepper; ½ tsp. oregano; ½ tsp. basil; top round of beef 3 inches thick (approx. 7 lbs.).

Combine all ingredients except beef in flat glass or enamel pan; mix well. Add beef; cover; refrigerate overnight. When ready to cook, place beef on greased grill rack; baste with marinade. Grill 40 to 50 minutes for rare, longer for medium, turning meat often and basting frequently with marinade. Heat any remaining marinade and serve with beef. Makes 6–8 servings.

WESTERN MARINADE
Preparation time: 10 min. / Marinating time: 2 hrs.

¼ c. catsup; ¼ c. soy sauce; ¼ c. honey; 1 c. chicken broth; 2 cloves of garlic, crushed; 1 tsp. salt.

Combine all ingredients and pour over meat. Marinate at least 2 hours. This marinade is excellent with lamb and pork, particularly with spareribs. (When planning to use it with spareribs, roast the spareribs in a shallow pan in a very hot oven [450° F.] 30 minutes. Pour off the fat from the pan and pour in the marinade.) Grill meat on slow fire, basting occasionally with marinade. Serve any that remains as a sauce with the meat. Enough for 4–5 lbs. of meat.

TERIYAKI MARINADE.
Preparation time: 10 min. / Marinating time: 1–3 hrs.

1 large clove of garlic, crushed; 2 tsp. ground ginger; 1 tbs. sugar; 1 tbs. vinegar; ½ c. soy sauce; ¼ c. dry white wine.

Combine all ingredients; mix well. Use to marinate 2 pounds of cubed beef, pork, or fish. Beef and pork should marinate 3 hours, fish 1 hour. Thread cubes on skewers and broil, turning to cook all sides. Makes 6 servings.

ZIPPY BEEF BASTING SAUCE
Preparation time: 10 min. / Cooking time: 15 min.

¼ lb. (1 stick) butter or margarine; ¾ c. vinegar; 1 tbs. prepared mustard; 2 tbs. Worcestershire sauce; ¼ c. chili sauce; 1 tbs. brown sugar; ½ tsp. crushed dried red peppers; 2 tbs. grated onion.

Combine all ingredients in saucepan; simmer 15 minutes. Brush frequently on meat as it cooks on grill. Enough for 5-lb. roast or steak.

QUICK-AND-EASY MARINADE

Marinate chicken, flank steak, beef or lamb cubes for shish kebobs in homemade or bottled French dressing or in bottled Italian-style dressing for at least 2 hours. Grill, brushing meat with marinade as it cooks.

LAMB BASTE
Preparation time: 10 min. / Standing time: several hrs.

¾ c. dry sherry. 1 tbs. chopped parsley; 2 tbs. lemon juice; 1 tbs. pure vegetable oil; 1 tsp. grated onion; 1 tsp. salt; ¼ tsp. pepper; ½ tsp. rosemary, crumbled; ½ tsp. oregano.

Combine all ingredients in bowl; let stand several hours to blend flavors. Brush frequently over meat as it grills. Enough for 5 lbs. of meat.

MARINADE FOR BEEF, LAMB, OR CHICKEN
Preparation time: 5 min. / Marinating time: 1–2 hrs.

1 tbs. salt; ¾ tsp. cinnamon; 2 tbs. sugar; 2 tbs. soy sauce; 2 tbs. dry sherry.

Combine all ingredients; mix well. Spread mixture on both sides of meat. Marinate 1 to 2 hours. Grill over coals until tender. This marinade is particularly good with flank steak. Enough for 2–3 lbs. of meat.

BARBECUE MARINADE FOR LAMB OR PORK
Preparation time: 15 min. / Marinating time: 2 hrs.

1 c. bouillon or 1 beef-bouillon cube dissolved in 1 c. water; 2 c. cider vinegar; 2 tbs. Worcestershire sauce; 1 tbs. bottled meat sauce; 1 tsp. salt; 1 tbs. sugar; 3 mint leaves, crushed, or ½ tsp. dried mint leaves; dash of liquid red-pepper seasoning; ¼ tsp. black pepper; 1 tbs. mixed whole pickling spices; 3 slices orange; 2 slices lemon; 1 tbs. catsup; ½ tsp. basil; ½ tsp. oregano.

Combine all ingredients; simmer 30 minutes; strain. Pour over meat in shallow glass or enamel pan. Marinate at least 2 hours, turning frequently. Baste meat often with marinade as it cooks. Sufficient for 5–7 lbs. of meat.

EXTRAS TO COOK ON THE GRILL

BAKED SLICED POTATOES: Pare and cut potatoes into thick slices (allow 1 potato per person). Put each potato on a large square of heavy foil. Add a tablespoon of butter or margarine to each and sprinkle with seasoned salt, pepper, and paprika. Bring edges of foil together; twist to close. Cook on grill 1 hour, or in hot oven (425° F.) 45 minutes.

GRILLED VEGETABLES: Marinate green pepper strips, whole mushrooms, and cherry tomatoes in bottled Italian-style dressing. Thread vegetables alternately on skewers. Broil until tender, brushing occasionally with dressing.

GLAZED CARROTS: Pare and parboil 24 tender, young carrots or drain 1 can (about 1 lb.) carrots. Place 4 carrots on each of 6 large squares heavy foil. Add 1 tablespoon butter or margarine and 1 tablespoon maple-blended syrup to each. Bring edges of foil together, twist to close tightly. Grill 15 to 20 minutes.

BAKED BANANAS: Peel bananas (allow 1 per person) and brush with butter or margarine. Spread with thin coating of orange marmalade and sprinkle with lemon juice. Wrap each in heavy foil. Cook on grill or in moderate oven (375° F.) 15 minutes.

SWEET, SWEET POTATOES: Drain 2 cans sweet potatoes and divide among 6 squares of heavy foil. Brush potatoes with apricot preserves or orange marmalade. Drain 1 can (13½ oz.) pineapple chunks; top potatoes with pineapple. Bring edges of foil together; twist to close. Cook on grill or in moderate oven (375° F.) 15 minutes.

CHEESE TOMATOES: Cut firm, ripe tomatoes in half. Season with salt and pepper. Mix chopped green pepper, grated Cheddar cheese, and minced onion. Sprinkle on one half of tomato; top with second half; wrap in foil. Cook on grill 15 to 20 minutes, turning once or twice as they cook.

QUICK GERMAN POTATO SALAD: Pare, dice, cook, and drain 2 pounds potatoes. Add ½ cup onion-flavored salad-dressing mix and ½ cup diced cooked bacon. Toss well. Wrap in foil. Heat on grill 20 minutes. Makes 6 servings. THE END

Help Yourself To A Prettier Figure

Try slimming, trimming salads made extra flavorful with Heinz Vinegars

ENJOYMENT'S IN **and calories out** when you treat yourself to crisp, satisfying Pretty Figure Salads made with sparkling Heinz Vinegars. These superior vinegars add to your enjoyment of all kinds of salads as no other vinegars can.

Heinz Vinegars are mellowed in wood – just as fine wine is mellowed—to give them a wonderfully smooth taste and aroma that bring out all of the subtle, hidden flavors of your salad ingredients. Use only finer, more mellow *Heinz* Vinegars in your salads and enjoy an exciting *taste reward* as you're helping yourself to a prettier figure.

Florentine Salad

Combine 6 cups fresh spinach, torn into bite-size pieces, 2 medium tomatoes cut in wedges, 1 medium onion, sliced, separated into rings. Chill. Toss with ½ cup Roma Dressing (recipe below). Garnish with 3 hard-cooked eggs, halved. Makes 6 servings.

Roma Dressing: Combine ⅓ cup Heinz Vinegar, ⅔ cup oil, ¼ tsp. paprika, ½ tsp. salt, 1 tsp. sugar. Add 2 cloves garlic, split. Let stand overnight.

Try Heinz Cider or White Vinegar—or perhaps you'll prefer Heinz Wine, Tarragon or Salad Vinegar. All five give you a big difference in flavor for such a little difference in price.

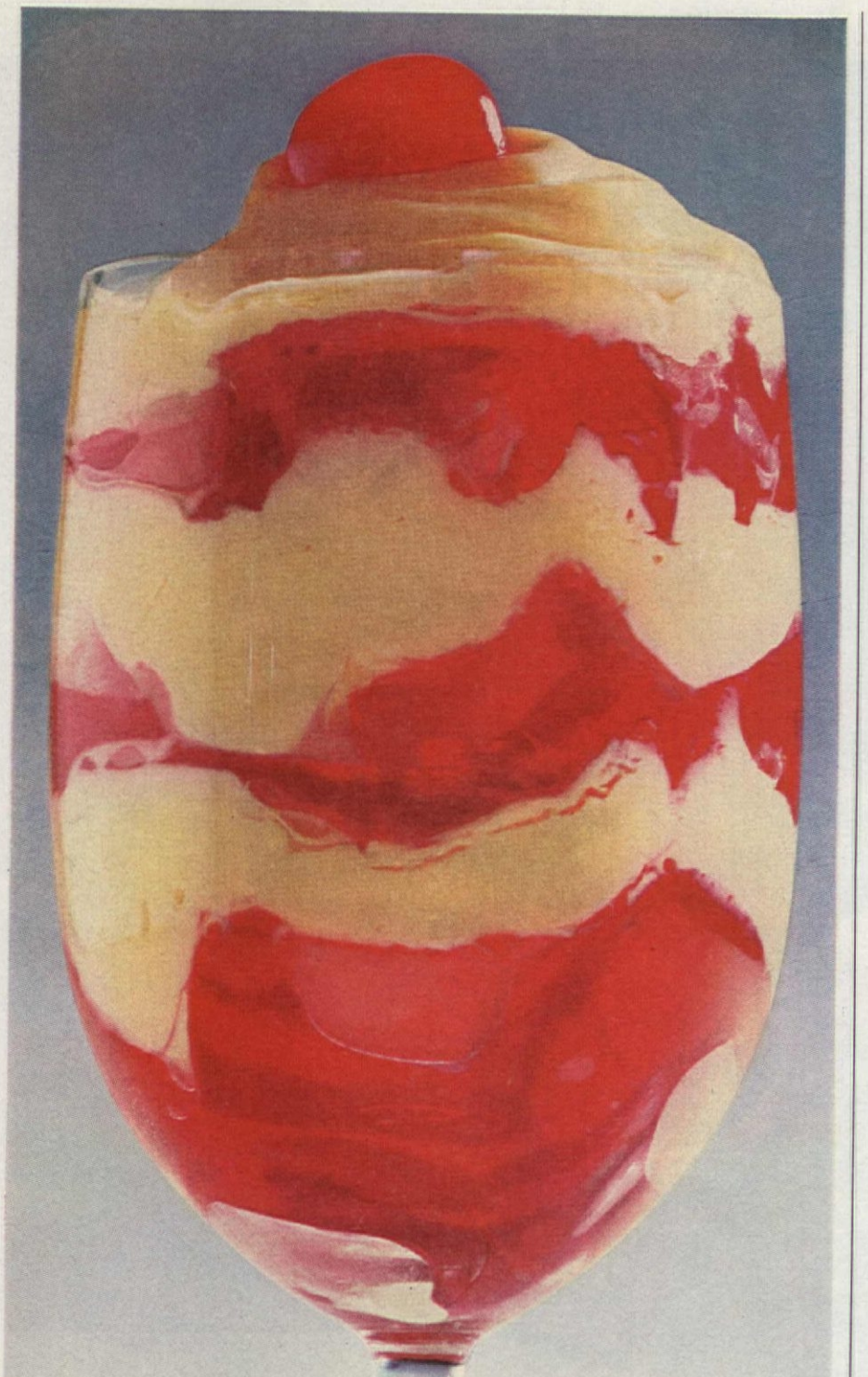

Raspberry fanfare!

JUST ONE OF THE MANY RECIPES YOU CAN "SHORT CUT"... BUT ONLY WITH BORDEN'S EAGLE BRAND. Here's all you need: 1 package (3 oz.) raspberry gelatin* • 1 can (15 oz.) Borden's Eagle Brand Sweetened Condensed Milk • ½ cup lemon juice • 1 tablespoon grated lemon rind • 1 egg, separated • 1 teaspoon sugar

Make gelatin according to directions. Chill until slightly thick. Then combine Borden's Eagle Brand (a pre-cooked blend of whole milk and sugar), lemon juice, rind, egg yolk. Stir till thick. Beat egg white till foamy; add sugar, beating till soft peaks form. Fold into milk mixture. Alternate raspberry gelatin and lemon-milk mixture into parfait glasses, garnish with maraschino cherry. Chill 1 hour. 6 to 8 servings.

*Any flavor of gelatin may be substituted.

FREE!

"70 Magic Recipes," a 28 pg. full-color booklet. Mail coupon to: Borden Foods Co. Dept. A-54, Box #171 New York 46, N. Y.†

Name _____

Street _____

City & State _____

†In Canada: Dept. A, Box 2161, Toronto, Ont.

Barbecue Accompaniments (pictured in color on pages 60 and 61)

EGGPLANT SICILIAN

Preparation time: 20 min./Cooking time: 15 min.

2 medium eggplants, pared and cubed; ⅔ c. pure vegetable oil; 1 c. sliced onion; 1 clove of garlic, crushed; 3 medium firm, ripe tomatoes, peeled, seeded, and chopped; 4 tbs. wine vinegar; ¼ c. chopped parsley; ½ tsp. oregano; 1 c. diced celery; 1 tsp. salt; ⅛ tsp. pepper; 1 tbs. sugar; ¼ c. diced pimiento.

Sauté eggplant, a small amount at a time, in oil until lightly browned; remove from skillet; drain on paper towels. Sauté onion and garlic in remaining oil in skillet. Add tomatoes; simmer 2 to 3 minutes. Mix in eggplant, vinegar, parsley, oregano, celery, salt, pepper, and sugar. Simmer 15 minutes. Cool. Stir in pimiento. Chill several hours or overnight. Makes 5½ cups.

ZUCCHINI SKILLET CASSEROLE

Preparation time: 25 min./Cooking time: 25 min.

1 c. green pepper strips; 1 c. sliced onion; 3 tbs. butter or margarine; 1½ lbs. zucchini, sliced; 3 medium-sized firm, ripe tomatoes, peeled and chopped or 1 can (1 lb. 4 oz.) Italian plum tomatoes; ¾ tsp. basil; 1 tsp. salt; dash of pepper; 1 tbs. cornstarch; 1 tbs. water; ¼ c. grated Parmesan cheese.

Sauté green pepper and onion in butter or margarine until soft. Add zucchini, tomatoes, basil, salt, and pepper. Cover; simmer 15 minutes. Blend cornstarch and water to a smooth paste; stir into mixture in skillet. Cook until thickened. Sprinkle with cheese. Broil just until cheese melts. Makes 6 servings.

CORN SOUFFLÉ

Preparation time: 15 min./Baking time: 50–55 min.

2 tbs. butter or margarine; 3 tbs. flour; 1 c. milk; 1½ tsp. onion juice; ½ tsp. dry mustard; dash of pepper; ½ c. shredded Cheddar cheese; 1 c. canned or cooked whole-kernel corn; 4 egg whites; ¼ tsp. cream of tartar; ¾ tsp. salt; 4 egg yolks, beaten.

Melt butter or margarine in saucepan; blend in flour; stir in milk. Cook over medium heat, stirring constantly, until mixture is very thick. Remove from heat. Add onion juice, mustard, pepper, and cheese; stir until cheese is melted. Stir in corn. Beat egg whites, cream of tartar, and salt until frothy; continue beating until stiff but not dry. Beat egg yolks until thick and lemon colored; fold into corn mixture. Fold in beaten egg whites. Turn into greased 2-quart casserole; set in pan of hot water. Bake in moderate oven (350° F.) 50 to 55 minutes or until soufflé is puffed and firm. Makes 6 servings.

CREOLE CASSEROLE

Preparation time: 20 min./Baking time: 20–30 min.

½ c. chopped green pepper; ½ c. chopped onion; 2 tbs. butter or margarine; 1 medium firm, ripe tomato, peeled and chopped or 1 can (10 oz.) tomatoes, drained; 3 tbs. chopped parsley; 1 bay leaf, crushed; 1 tsp. chili powder; 1½ tsp. salt; ⅛ tsp. pepper; 5 c. cooked rice; 2 medium tomatoes, sliced; ½ c. grated Cheddar cheese.

Sauté green pepper and onion in butter or margarine just until soft. Add chopped tomato, parsley, bay leaf, chili powder, salt, and pepper. Simmer 3 minutes; add rice. Turn into greased 1½-quart casserole. Top with sliced tomatoes; sprinkle with cheese. Bake in moderate oven (375° F.) 20 to 30 minutes or until cheese melts and browns. Makes 6 servings.

FRIED RICE

Preparation time: 15 min./Cooking time: 10 min.

6 tbs. oil; 3 eggs, beaten; dash of salt; ½ c. chopped onion; 1 can (5 oz.) bamboo shoots, drained and slivered; ¼ lb. mushrooms, sliced; 6 c. cold cooked rice; 1 tbs. soy sauce.

Heat 1 tablespoon oil in skillet. Add eggs and salt. Fry until eggs are firm; remove to plate; cut into strips and reserve. Heat remaining 5 tablespoons oil in skillet. Add onion, bamboo shoots, and mushrooms. Sauté just until tender and crisp. Add rice; cook over low heat, stirring constantly, until heated through. Stir in the soy sauce and eggs. Taste and add more soy sauce, if desired. Makes 6 servings.

(continued)

This General Electric Spacemaker gives you almost twice the room inside...

...as an old G-E 10-cu.ft. refrigerator (1948-1952), yet requires no more kitchen space.

The Spacemaker is an 18.8-cubic-foot refrigerator.

That's big.

But you can have all of this extra room without crowding or altering your kitchen. Because Spacemaker is only 67" high, 33¾" wide.

Where does the extra room come from, if the refrigerator takes up no more kitchen space?

From thinner refrigerator walls! G.E. uses a revolutionary new urethane foam insulation that's only half as thick because it's twice as efficient as ordinary insulation. It keeps temperatures just right and operating costs low. Some competitive refrigerators have pared down efficiency while thinning down their walls.

This Spacemaker is quite a refrigerator. So much more room for food. Plus G.E.'s exclusive Roll-Out Freezer to end awkward bending and groping. And the remarkable Self-Filling Ice Tray that refills itself automatically when you close the freezer drawer. And no defrosting anywhere. See Spacemaker in coppertone, white or Mix-or-Match colors, now at your G-E dealer's.

GENERAL ELECTRIC

BE ORIGINAL WITH CHEESE

and Lea & Perrins... the original Worcestershire

For a hearty cheese spread men like, grate 1 lb. sharp cheddar cheese and 1 lb. mild. (Use only natural cheese.) Stir in 1 6-oz. can tomato paste, 1 tsp. garlic salt, 3 Tbsp. Lea & Perrins. Add enough beer (approx. 1½ cups) to form smooth, spreadable paste. Serve with crackers, potato chips, rye bread rounds, etc., or spread on bread and grill for hot sandwiches.

FREE: New 48-page Cookbook. 100 delicious dishes with the telling touch of Lea & Perrins—the original Worcestershire . . . the one whose lively flavor won't fade out in cooking. For Cookbook, write Lea & Perrins, Box AH, Fair Lawn, New Jersey.

LEA & PERRINS

Ignore the weather!

Comfort condition your home with "Flexalum" Aluminum Awnings. Keep you cool in summer. Provide protection in any weather. And so beautiful. Make sure you get quality. Always ask for "Flexalum" door canopies, patio covers, venetian blinds, siding. For the name of your "Flexalum" dealer, write: "Flexalum Quality," Bridgeport Brass Co., 30 Grand St., Bridgeport, Conn.

COMFORT CONDITIONING BY *Flexalum*®

TOMATO-AVOCADO MOUSSE *(continued)*

Preparation time: 20 min./Chilling time: several hrs.

6 medium-sized firm, ripe tomatoes; salt; 1 envelope unflavored gelatin; ¼ c. cold water; ¾ c. hot water; ½ tsp. salt; dash of pepper; 2 tbs. lemon juice; 2 tsp. grated onion; 1 cup mashed avocado, (1 large); ½ c. dairy sour cream; ½ c. mayonnaise or salad dressing.

Cut tops from stem ends of tomatoes; scoop out pulp and seeds (they can be used in other recipes). Salt insides of tomato shells; invert on paper towels. Soak gelatin in cold water; dissolve in hot water; add ½ teaspoon salt and pepper. Chill just until mixture begins to thicken. Combine lemon juice, onion, mashed avocado, sour cream, and mayonnaise or salad dressing. Fold into thickened gelatin. Spoon into tomato shells. (If you wish, you can omit tomatoes and mold salad in individual molds.) Chill until avocado mixture is firm. Makes 6 servings.

GOURMET BEANS

Preparation time: 15 min./Cooking time: 20 min.

1½ lbs. fresh green beans, tipped and cut in pieces; 3 tbs. butter or margarine; 2 tbs. chopped chives; 1 c. dairy sour cream; 1 tsp. dill weed.

Cook green beans in boiling, salted water until tender crisp; drain. Melt butter or margarine in small saucepan; stir in chives, sour cream, and dill weed. Pour over hot green beans. Makes 6 servings.

SAUERKRAUT SLAW

Preparation time: 10 min./Chilling time: 2 hrs.

3 c. fresh sauerkraut; 2 cloves of garlic, mashed; 1 c. dairy sour cream.

Combine sauerkraut and garlic in large bowl. Chill at least 2 hours. Just before serving, stir in sour cream. For extra flavor, add 1 teaspoon caraway seeds if you wish. Makes 6 servings.

MOLDED PEPPER RELISH

Preparation time: 20 min./Chilling time: several hrs.

1 pkg. (3 oz.) lemon or lime flavored gelatin; 1 c. hot water; 1 c. minus 2 tbs. cold water; 2 tbs. vinegar; ¾ tsp. salt; dash of pepper; 2 tsp. grated onion; ¼ c. finely diced green pepper; 1 c. finely chopped cabbage; ½ c. diced celery; ¼ c. sliced radishes.

Dissolve gelatin in hot water; stir in cold water, vinegar, salt, and pepper. Chill until slightly thickened. Fold in remaining ingredients. Turn into 4-cup mold. Chill several hours or until firm. Unmold. Makes 6 servings.

GOURMET SALAD

Preparation time: 15 min./Marinating time: overnight

2 pkgs. (9 oz. ea.) frozen artichoke hearts; ⅓ c. olive or pure vegetable oil; 3 tbs. lemon juice; ½ tsp. salt; dash of pepper; 1 clove of garlic, mashed; ½ tsp. oregano; 1 head romaine; 1 large French endive; 1 small head of cauliflower, cut into flowerets; 3 tomatoes, cut in wedges; pitted ripe olives.

Cook artichoke hearts according to package directions; drain and place in shallow dish. Combine oil, lemon juice, salt, pepper, garlic, and oregano; mix well. Pour over artichoke hearts; let stand several hours or overnight. To serve, arrange several leaves romaine and endive on each salad plate. Place artichoke hearts, cauliflowerets, tomato wedges, and olives on leaves. Drizzle with any remaining dressing. Makes 6 servings.

PARTY MACARONI SALAD

Preparation time: 20 min./Chilling time: severals hrs.

⅓ c. Roquefort cheese; ⅓ c. olive or pure vegetable oil; 3 tbs. wine vinegar; ¼ tsp. salt; dash of pepper; 6 c. cooked elbow macaroni (6 oz. uncooked); ½ c. sliced green onions; ¾ c. diced celery; ¼ c. diced green pepper; 2 hard-cooked eggs, sliced; 3 firm, ripe tomatoes, cut in wedges.

Cream Roquefort cheese in salad bowl. Stir in oil gradually, keeping mixture smooth. Add vinegar, salt, and pepper; mix well. Add macaroni, green onions, celery, and green pepper. Toss until well coated with dressing. Chill. When ready to serve, garnish with hard-cooked eggs and tomato wedges. Makes 8 servings. *(continued)*

Now, Borden's brings you fresh potato flavor for less than 3¢ a serving.

What's more, Borden's are lighter and fluffier than any other instant. Beat that? Yes. Use the coupon, and a serving costs you even less.

BORDEN'S WHIPPED POTATOES

7¢ 7¢

STORE COUPON

Discover Borden's Whipped Potatoes and Save 7¢.

Mr. Grocer: The Borden Foods Co. will redeem this coupon for 7¢ plus 2¢ handling when submitted as part payment for a package of Borden's Whipped Potatoes. Any sales tax must be paid by consumer. Invoices showing purchase of sufficient stock to cover coupons must be shown on request. Coupon void in any state or locality where taxed, prohibited or restricted by law. Good only in Continental U.S.A. For payment, mail to The Borden Company, P.O. Box 1720, Clinton, Iowa. Offer expires July 31, 1964.

STORE COUPON

7¢ 7¢

REDEEM NOW AT YOUR GROCER'S

Borden's Whipped Potatoes cost less than 3¢ a serving when you follow directions on package for preparing eight 3.72 oz. servings.

There are lean years ahead

Wish-Bone Low Calorie Dressings
Flavor so delicious, only your figure will know they're low calorie.

(continued)

CURRIED POTATO SALAD
Preparation time: 15 min./Chilling time: several hrs.

7 c. cubed, cooked potatoes; ½ c. diced green peppers; 1 c. diced celery; 2 hard-cooked eggs, diced; 1 c. mayonnaise or salad dressing; 1–1½ tbs. curry powder (depending on taste); 2 tbs. grated onion; 3 tbs. lemon juice; 1–1½ tsp. salt; ¼ tsp. pepper.

Mix potatoes, green pepper, celery, and hard-cooked eggs in large bowl. Combine remaining ingredients; pour over potato mixture. Toss gently until potatoes are coated. Chill several hours. Makes 2 quarts.

GLAZED SESAME ROLLS
Preparation time: 10 min.

3 tbs. melted butter or margarine; 1 tbs. honey; 1 pkg. brown 'n' serve small dinner rolls; 1 tbs. toasted sesame seeds.

Combine butter or margarine and honey; brush on tops of rolls; sprinkle with sesame seeds. Bake according to package directions.

QUICK ONION ROLLS
Preparation time: 10 min.

1½ tbs. instant minced onion; 1½ tbs. water; 2 tbs. melted butter or margarine; 1 pkg. refrigerated Parker House rolls.

Combine onion and water; let stand for 5 minutes. Add melted butter or margarine; brush over tops of rolls. Bake according to package directions.

FIESTA BREAD
Preparation time: 15 min.

¼ c. soft butter or margarine; 1 c. grated Cheddar cheese; ½ c. catsup; ⅓ c. chopped ripe olives; ⅓ c. chopped green pepper; ⅓ c. chopped onion; 1 large or 2 small loaves French bread.

Mix butter or margarine, cheese, catsup, olives, green pepper, and onion thoroughly. Split bread lengthwise in half. Spread each half with butter mixture. Wrap each half in foil and heat in oven or on grill. Or, put halves together and wrap in foil before heating. Cut in slices to serve.

HERBED CRESCENTS
Preparation time: 5 min.

2 tbs. melted butter or margarine; ¾ tsp. mixed salad herbs; 1 pkg. refrigerated crescent rolls.

Combine butter or margarine and herbs. Brush on rolls; Shape and bake according to package directions.

TANGY BREAD
Preparation time: 15 min.

5 tbs. soft butter or margarine; 1 tsp. prepared mustard; 1 tbs. chopped chives; 1 tbs. chopped parsley; 2 tbs. grated Parmesan cheese; 1 large loaf French or Italian bread.

Combine 4 tablespoons butter or margarine, mustard, chives, and parsley; blend well. Slash bread at 1-inch intervals almost through to bottom crust. Spread butter mixture between slashes. Brush top of bread with remaining 1 tablespoon butter or margarine; sprinkle with cheese. Wrap loaf in foil. Place on grill until hot, turning frequently.

SAVORY ROLLS
Preparation time: 5 min./Baking time: 5–8 min.

8 frankfurter rolls; 2 tbs. chopped parsley; 2 tbs. chopped chives or green onion tops; 2 tsp. chopped pimiento; 2 tsp. lemon juice; ½ c. melted butter or margarine.

Slash rolls several times crosswise almost through to bottom. Mix remaining ingredients; spread in cuts and over tops; wrap in foil. Heat on grill or in hot oven (400° F.) 5 to 8 minutes.

BREAD STICKS
Preparation time: 15 min./Baking time: 5–8 min.

1 pkg. refrigerated biscuits; 3 tbs. melted butter or margarine; 1 tbs. sesame or caraway seeds.

Cut each biscuit in half; roll each half into pencil-thin stick; place on baking sheet. Brush with butter or margarine; sprinkle with sesame or caraway seeds. Bake in hot oven (400° F.) 5 to 8 minutes or until golden. THE END

PHILCO "INSTANT COLD" 17. 12-cu.-ft. refrigerator with freezer for 165 lbs. of frozen foods. No frost in either refrigerator or freezer. Exclusive "Air-Wrap" meat keeper. Completely sealed cooling system. Twin Visa Crispers hold a bushelful of vegetables. Choice of five beautiful custom colors to blend with any décor. Model 17 RM 48.

1,386 salads from now you'll still be glad you bought a Philco "Instant Cold" Refrigerator ...that's Philco lasting value

PHILCO LASTING VALUE

Without really trying, your family could eat well over thirteen hundred salads during the next ten years. Will you still be happy with your new refrigerator on that day in 1974 when you open its door to pop in salad number 1,386?

If it's a Philco "Instant Cold" Refrigerator, we're quite sure you will. You see, Philco "Instant Cold" Refrigerators have more reserve power. That means they maintain refrigerator and freezer temperatures more easily – run so little, so quiet and free from care. They don't have to work so hard. They're under less strain. So you can expect them to last longer – rarely need servicing.

Philco refrigerators are made so carefully, too, with such painstaking attention to detail. You can see this in the lovely jewel-case exterior styling with the new ceramic-like highlights. And in the solid construction of the carefully planned, practical interior conveniences. Like all Philco products, Philco "Instant Cold" Refrigerators are built for *lasting value*. That's why you'll be as happy with any Philco product years from now as when it's spanking-new.

FAMOUS FOR QUALITY THE WORLD OVER

PHILCO®

A SUBSIDIARY OF *Ford Motor Company*

Television Radios Stereo Phonographs Home Laundry Refrigerators Ranges Air Conditioners

Bridal Shower (pictured in color on pages 58 and 59)

THE TEA TABLE

For a formal tea, buffet service is usually the most practical. Set the dining-room table with the prettiest cloth available—lace, embroidered linen, or pastel organdy—your most delicate china, and gleaming silver.

Serve both tea and coffee. Place the tea service at one end of the table, the coffee service at the opposite end. If you do not have two services, arrange to borrow one from a friend or obtain one from a catering or rental service. To leave yourself free to welcome and circulate among your guests, ask two, or better four, of your friends to do the honors of pouring. It is better to ask more than two so they can take turns at the table and have an opportunity themselves to enjoy the party. When to ask them? At the time you invite them to the party.

Grace the table with a floral centerpiece and, you might even do as we did, make a bouquet from the flowered cupcakes. We tell you how in the recipe. If your shower is late afternoon, have lighted candles on the table. Then arrange your table as you would for any buffet, making everything convenient and accessible to the guests. Have saucers, cups, spoons, and napkins at either end of the table with the tea and coffee services. Place trays or plates of food on the table as attractively as possible. During the party be sure you, or someone you've asked to help, see that the table is replenished from time to time so it always looks bountiful.

TEA SANDWICHES

In making sandwiches be sure to prepare all the fillings first. They can stand while you prepare the breads—the bread shouldn't be left to dry out.

Next, line a shallow pan with several thicknesses of damp paper towels. Cover with a sheet of wax paper. Cut the bread into the specified shape and put it into the pan. Cover with wax paper and a layer of damp paper towels.

Work with one kind of filling at a time. Spread the bread first with a thin coating of soft butter or margarine to prevent the fillings from soaking through. Spread the bread with filling and roll or stack as called for in the recipe. Place again in same lined pan. Cover with wax paper and more damp towels and refrigerate. Rolled and stacked sandwiches must be chilled before you slice them. If any sandwiches have a top décor they should be handled slightly differently. After putting them in the lined pan, cover the pan tautly with foil or plastic wrap, so nothing rests on the tops of the sandwiches. Then chill them.

CURRIED CRAB-MEAT TARTLETS

2 c. sifted all-purpose flour; ¼ tsp. salt; ¼ tsp. sugar; ½ c. butter or margarine; ¼ c. vegetable shortening; ¼ c. cold water; 2 cans (7 oz. each) crab meat, boned and finely chopped; 1½ tsp. grated onion; 1½ tsp. curry powder; ¼ c. mayonnaise or salad dressing; paprika; 3 hard-cooked eggs.

Sift flour, salt, and sugar into bowl. Cut butter or margarine and shortening in small pieces. Blend lightly into flour with fingers. Add water slowly, blending until mixture just clings together. Chill about 1 hour. Roll out ⅛-inch thick. Cut rounds with cooky cutter a little larger than tartlet pans; fit pastry into pans. Fill shells with raw rice to aid shells in holding shape. Bake in a hot oven (400° F.) 5 minutes. Remove from oven; cool slightly; carefully remove rice. Put shells back in oven to brown, about 5 minutes more. Remove from pans; cool thoroughly. (Shells can be made ahead and frozen. Thaw before filling with crab-meat mixture.) Combine crab meat, onion, curry powder, and mayonnaise or salad dressing. Spoon filling into shells shortly before serving; dust with paprika. Garnish with cutouts from hard-cooked eggs. Chill. Makes about 6 dozen 1½-inch tartlets.

GAY STRIPED RIBBONS

1 jar (5 oz.) Cheddar cheese spread; ½ c. soft butter or margarine; 1 loaf thin-sliced white bread; 1 loaf thin-sliced whole-wheat bread.

Blend cheese and butter or margarine together. Trim crusts from 6 slices white and 6 slices whole-wheat bread. For each sandwich "block" allow 2 slices of white and 2 slices of whole-wheat. Spread 3 slices with filling; stack alternate slices; use fourth slice for top, press firmly. Wrap in plastic wrap or foil; chill. Slice block in half vertically; slice each half into thin ribbons. Each block yields about 16 sandwiches. These can be made a day ahead and chilled.

CAVIAR THIMBLES

1 loaf unsliced white bread; ½ c. melted butter or margarine; 1 pkg. (8 oz.) process Swiss cheese; 1 jar (6 oz.) red caviar; sprigs of parsley.

Trim all crusts from loaf of bread. Cut bread into 1-inch cubes. Hollow out center of cubes with small sharp knife. Brush or dip all surfaces in butter or margarine; fill cavity with tiny snips of cheese. Arrange on cooky sheet. Bake in a slow oven (325° F.) until golden brown. Cool. If not using at once, wrap in foil or plastic wrap and keep at room temperature. Just before serving top each with tiny spoonful of caviar; add parsley sprig for garnish. Makes about 30.

STRAWBERRY DAISIES

Thin-sliced white bread; 1 pkg. (8 oz.) cream cheese; ¼ c. chopped strawberries.

With daisy-shaped cooky cutter (available at most large department stores), cut out 72 daisies from bread. Beat cream cheese until soft; add strawberries; beat until well blended. To spread sandwiches with ease: make cone with triangle of wax paper; fill with strawberry mixture; snip off end of cone; pipe mixture onto 36 of the daisies; cover with remaining daisies. Garnish with additional strawberry-cheese filling if desired. Cover carefully and chill. Makes 36 sandwiches.

DEVILISH GOOD PINWHEELS

1 loaf unsliced white bread; 1 can (4½ oz.) deviled ham; 1 tbs. finely chopped pimiento; dill pickle spears; soft butter or margarine; 1 c. chopped parsley.

Trim crusts from bread; cut loaf lengthwise into ¼-inch slices. Roll each length of bread with rolling pin to render more flexible. Combine ham and pimiento; spread on bread, all the way to edge. At one end of bread (short end) press thin spear of dill pickle into place. Roll sandwich firmly like a jelly roll, starting with pickle end. Brush entire outside of roll with softened butter or margarine; roll in parsley. Wrap tightly in transparent plastic wrap or foil; chill. Each roll will slice into about 16 pinwheels. Enough filling for 4 lengths of bread.

TOMATO TREATS

1 pt. cherry tomatoes; 4 hard-cooked eggs; 1 tsp. grated onion; ¼ tsp. salt; 1 tsp. lemon juice; 2 tbs. mayonnaise or salad dressing; 2 cans rolled anchovy fillets; 1 jar cocktail onions.

Cut thin slice off top of tomato; scoop out; turn over to drain. Chop eggs finely; blend in onion, salt, lemon juice, and mayonnaise or salad dressing. Spoon mixture into tomato; top with anchovy fillet. Spear cocktail onions on wooden pick; press upright into filling. Chill.

CHICKEN-MIMOSA TRIANGLES

1 loaf thin-sliced whole-wheat bread; 1 can (6 oz.) chicken, ground; 2 tbs. minced celery; 1 tbs. minced chives; ¼ c. stuffed olives, minced; ½ tsp. salt; ⅛ tsp. pepper; 3 tbs. mayonnaise or salad dressing; 6 hard-cooked egg yolks; ½ c. soft butter or margarine; parsley.

Cut triangles from whole-wheat bread. Combine chicken, celery, chives, olives, salt, pepper, and mayonnaise or salad dressing. Spread mixture on half the triangles; top with remaining triangles. Sieve egg yolks; cream well with butter or margarine. Press egg-butter mixture through decorating tube with small round tip to form design. Press parsley sprigs into design. Makes about 20 sandwiches.

(continued)

Meet your friends at the Coca-Cola Tower at the World's Fair

COPYRIGHT © 1964, THE COCA-COLA COMPANY. "COCA-COLA" AND "COKE" ARE REGISTERED TRADE-MARKS WHICH IDENTIFY ONLY THE PRODUCT OF THE COCA-COLA COMPANY.

People go better refreshed. The never-too-sweet taste of Coca-Cola gives that special zing... refreshes best.

things go better with Coke

TRADE-MARK

Drink Coca-Cola TRADE-MARK

GREAT GRAVY!

Real roasting-pan gravy, without a roast! (Add beefy B-V)

Make glorious gravy with Wilson's B-V–from scratch! No roast needed! Hearty, beefy flavor–great gravy taste. Simple, easy recipe in B-V package.

NEW! LIQUID B-V OR TRADITIONAL B-V PASTE

PAINT 10 TIMES AS FAST

Shur-line PAINT EDGER

2 guide wheels make your straight-line trimming sharp and clean. 10 times faster than brush trimming next to ceilings, baseboards, doors or window frames!

$1.00

AT PAINT-HARDWARE DEALERS AND PAINT DEPARTMENTS: SHUR-LINE MANUFACTURING CO. LANCASTER, N. Y.

EARN MORE!

Increase your earnings this year by forwarding new and renewal subscriptions for the *American Home, The Saturday Evening Post, Holiday, Ladies' Home Journal, Jack and Jill* and other popular publications. Generous commissions. For details write to:

CURTIS CIRCULATION COMPANY, 214 Independence Square, Philadelphia, Pa. 19105

Now—A Trailing Geranium

TRAILING IVY GERANIUM

- **Indoors—Outdoors**
- **Dazzling Colors**

ONLY $1.00 ea.

(2 for $1.75) (3 for $2.50)

A thrilling Ivy Geranium that will send colorful flower heads tumbling down over planters, indoor window boxes, and bookshelves. A rainbow assortment of colors of our choice, including brilliant red, satin pink, and creamy white. ORDER TODAY! SEND NO MONEY. On delivery, pay $1.00 for 1 plant, $1.75 for 2 plants, or $2.50 for 3 plants, plus COD charges. On prepaid orders, add $.35 to help postage and handling charges. If not 100% satisfied, we'll gladly refund your purchase price—you don't even have to return the plants.

SENT IN POTS

All Ivy Geraniums are sent to you already growing in a special pot. This insures your getting the very best plant that will continue growing even while in shipment to you.

HOUSE OF WESLEY, NURSERY DIVISION
R.R. 1, Dept. 147-2, Bloomington, Illinois

Send me_____Trailing Ivy Geraniums.

NAME_____ ☐ Prepaid

ADDRESS_____ ☐ C.O.D.

_____

FREE GIFT

Order now, and we'll send you a sensational Air Plant Leaf. Lives on air; pin to a curtain and watch it send out 8 to 12 tiny new plants.

(continued)

ROSE-BOUQUET CUPCAKES

Preparation time: 15 min./Baking time: 18–20 min.

3 c. sifted cake flour; 2½ tsp. baking powder; ½ tsp. salt; 1 c. milk; ¾ c. soft butter or margarine; 1½ c. sugar; 3 eggs; 1½ tsp. vanilla.

Line 2-inch cupcake pans with fluted paper liners. Set oven at hot (400° F.). Sift flour, baking powder, and salt together; measure milk. Combine butter or margarine, sugar, eggs, and vanilla in mixing bowl; beat at high speed on electric mixer until light and fluffy (3 to 4 minutes). Add flour mixture and milk alternately, beginning and ending with flour. Beat until smooth after each addition at low speed on mixer, scraping bottom and sides of bowl frequently. Fill cupcake pans half full. Bake 18 to 20 minutes. Remove from pans at once; cool on wire racks. Makes 48 cupcakes. If you have only one or two cupcake pans, batter may be refrigerated while one batch bakes.

LEMON-BUTTER FROSTING

½ c. soft butter or margarine; 1 box (1 lb.) sifted confectioners' sugar; 1 tsp. grated lemon rind; 3 to 4 tbs. lemon juice; few drops red food coloring.

Blend butter or margarine, 2 cups confectioners' sugar, and lemon rind until smooth. Add remaining sugar slowly alternately with enough lemon juice to make smooth and spreadable. Tint one half pale pink, leave other half white. Frost 24 cupcakes pink, 24 white. Frost smoothly to provide base for flower.

ROYAL FROSTING (ORNAMENTAL FROSTING)

3 egg whites; ½ tsp. cream of tartar; 1 pkg. (1 lb.) sifted confectioners' sugar; red and green food coloring.

Beat egg whites and cream of tartar until foamy. Beat in confectioners' sugar slowly; beat at high speed until mixture will hold its shape and knife drawn through frosting will leave sharp clean path. Frosting will harden quickly, so keep it covered with damp towel to prevent drying out. Divide into thirds. Leave one third white, tint one pale pink and remainder pale green. If frosting loses stiffness, beat hard to restiffen.

DECORATING CAKES

PAPER CONE: For decorating, you may use a decorating set, but paper cones are easy to use and disposable. To make one, fold square of bond, parchment, or wax paper to make perfect triangle; cut on fold line; this will give you 2 triangles. Using center of broadest side of triangle for point of cone, bring two points up toward third point (opposite point of cone). Move these points around until cone shape forms. Fasten with tape.

ROSE: Cut tip of paper cone to hold a #103 decorating tip. (This is a narrow, straight, wedge-shaped tip.) Half fill cone with pink Royal Frosting. Hold wide end of wedge tip close to surface. Turn white-frosted cupcake slowly with left hand, squeeze frosting to form upright cone. Squeeze 3 short lengths around cone to form compact center petals. Continue forming petals in this manner, tipping wedge slightly outward to form petals of full-grown rose. Form white roses on pink-frosted cupcakes.

LEAVES: Cut tip off paper cone; notch end. Half fill cone with green Royal Frosting. Pipe leaves around roses.

TO MAKE BOUQUET (as pictured): You will need a two-tiered stand. Perhaps you can make one from two round trays or flat plates, but here is what we did. Mark out two circles on half-inch plywood. Cut with jigsaw. We used a 13-inch and a 9-inch circle fastened in the center with a three-inch piece of one-and-a-half-inch dowel. If your cupcakes differ in size from ours, arrange them in circles to determine what size plywood circles to cut. Spray them with two coats of flat white. Cover with lace paper doilies, having scallops extend beyond wood edges. Alternate pink and white cupcakes around larger circle. Alternate rings of pink and white cupcakes on smaller circle. Add a white-ribbon bow and streamers. THE END

OF ALL LEADING NATIONAL BRANDS

Only Mazola® corn oil gives you these 4 benefits

THAT MODERN HOMEMAKERS DEMAND

1 **100% pure golden corn oil.** Mazola is not a blend of oils; it contains no cottonseed oil, no soybean oil, no safflower oil. Every drop of Mazola is pure corn oil which needs no artificial preservatives to protect its golden lightness, its golden goodness.

2 **Most effective of all leading brands in cutting down saturated fats.** Mazola provides active polyunsaturates. This means you can cut down your family's saturated fat intake by using Mazola instead of the more saturated fats and oils.

3 **Fries light . . . golden . . . delicious.** Mazola enhances the good taste of the foods you fry. Chicken, sea food, French fries—all turn out golden crisp outside . . . tender and juicy inside . . . these are Mazola's wonderful qualities.

4 **No greasy, heavy taste . . . so easy to digest.** Modern cooks take pride in serving meals both delicious and digestible. They are the women who won't settle for less than pure golden-light Mazola Corn Oil . . . to them it's the most precious of vegetable oils.

MAY IS SALAD MONTH AT YOUR FOOD STORE

BASIC FRENCH DRESSING

1 cup MAZOLA Corn Oil
*⅓ to ½ cup vinegar
1 to 3 tablespoons sugar
½ teaspoon paprika
½ teaspoon dry mustard
1 clove garlic
1½ teaspoons salt

Measure all ingredients into a bottle or jar. Cover tightly and shake well. Chill several hours, then remove garlic. Shake thoroughly before serving. Makes 1⅓ to 1½ cups.

Zesty Dressing: Follow above recipe. Add 2 tablespoons catsup, 1 teaspoon Worcestershire sauce and 1 tablespoon lemon juice.

*Lemon juice may be used for all or part of the vinegar if desired.

$700 BRINGS A NEW LOOK TO A WELL-PLANNED KITCHEN

Information: Ann Rutledge Keyes Photographer: Maris/Ezra Stoller Assoc. Shopping Information, page 107

When Mr. and Mrs. Herman Stein bought their home in North Miami, Florida, the kitchen, though adequate, lacked both character and personality. The cabinets were the usual white, the wall treatment plain and rather uninteresting.

Mr. Stein is in the food business so the family thought the kitchen should be unique and a showplace for friends and business associates.

Since the Steins are not do-it-yourselfers, they called in help to do the work. It was first decided that no structural changes were necessary. The kitchen has its three important work centers for refrigeration, cleanup, and cooking. Each area was surrounded by expansive, uncluttered counter tops and plenty of cabinet storage.

No new appliances were needed, as those left by the former owners were up-to-date and equipped with all the important convenience features.

There was nothing wrong with the location of the kitchen either. For outdoor entertaining sliding glass doors open onto the poolside patio. A handy pass-through shelf in the window is used as a convenient service buffet.

The job then was primarily a decorating and accessorizing one. To achieve the results you see here, the cabinets were sprayed in shades of blue and green—cost of paint and labor, $250. The Steins chose a custom-colored wallpaper priced at $150 for 12 rolls. The Victorian lighting fixture and the four Victorian styled side chairs were found in a second-hand shop—the cost $220. The chairs needed reupholstering, and for easy cleaning the Steins chose a blue leather fabric costing $40. The contemporary metal-based table (cost $40) is covered with bright vinyl fabric edged with tassels to complete the Victorian look. Beads, which the Steins had, were used to make a decorative curtain at the window.

Total cost for this vibrant, attractive new look — a low $700.

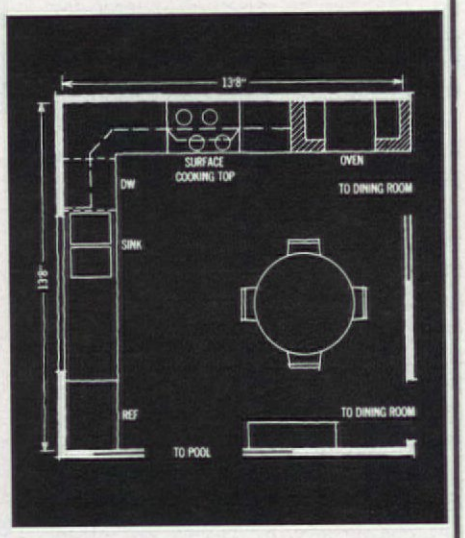

Isn't it refreshing to find a latex wall paint that leaves no lingering odor after painting? There's only one, and it looks like this.

ACME QUALITY PAINTS, INC.—DETROIT, MICHIGAN • BURBANK, CALIFORNIA • GARLAND, TEXAS • NEWARK, NEW JERSEY

What adds zip to hamburger?



Betty Crocker Au Gratin Potatoes

Hamburger gets a new lease on life when you serve it with the cheese-rich flavor of au gratin potatoes from Betty Crocker. They're ready for the oven in three minutes – and there's real Cheddar cheese in the sauce. Try them soon. Tomorrow?

Buyer's Guide to

OUTDOOR COOKING EQUIPMENT

What's America's truly favorite "outdoor sport?" Golf? Baseball? No, *eating!* Everybody's cooking, dining, grilling out in the open, on the patio, or in the shade of the old apple tree. It's a mass exodus to the open spaces!

If you could travel the 50 states up, down, and sideways—pop in unexpectedly for dinner with a different family every night—you'd find everybody and his brother smacking his lips over delicious alfresco feasts out under the stars. The dinner gong no longer calls famished folks to the dining room. It calls them to the terrace, back porch, barbecue pit—or wherever the family chef is holding forth with outdoor grill or spit. Not only in the spring, fall, and summer but, in our balmier states, all year round. In fact, with our modern ranges and culinary gadgets, when the weather's cold or rainy, cooks can have a barbecue ball right in the kitchen, turning out delicious, simulated outdoor barbecue feasts.

Whether you call it a picnic, luau, weenie roast, clambake, or barbecue, first and foremost you need the proper equipment. Here we give you a rundown of some of the available equipment for a small gathering. We've purposely omitted the built-in brick variety of grills or cement block outdoor kind. We've left out the wherewithals for large gatherings, Maine clambakes or Texas steer roasts, because the staging of these requires the know-how of experts.

There are barbecue cookers which use electricity for fuel; others which are tied into your gas line; some that use bottled gas; camp stoves that use propane, alcohol, and solidified canned heat; still others which use the rays of the sun for fuel; and a model which uses rolled newspaper. The most popular fuel is charcoal and charcoal briquettes occasionally enhanced by wood chips for additional flavor.

You may find it's fun to have one of the smallest of the charcoal cookers—the *habachi*. The small habachi needs as few as four charcoal briquettes, is available in models of cast iron (some are porcelain coated) or stainless steel. Larger models will hold a steak or four to six hot dogs or hamburgers. The heatproof legs on most models make it possible to use them as an attractive centerpiece on the table. Guests can prepare their own before-dinner tidbits. The heavenly smell of outdoor barbecuing stimulates the appetite for the delicious main course you'll serve from the kitchen. Because of their size, habachis are also popular with inside fireplace cooks. They are easy to clean and require little storage space.

For the picnicker or the apartment-dwelling chef, with a small terrace or postage-stamp back yard, the *portable charcoal grills* are ideal. Styles available include *bucket models*, about the size of large pails, where fuel can be packed in them, ready to kindle at a moment's notice. *Folding grills* are round or rectangular fire boxes supported by folding legs and topped with a grill. Many have their own storage containers. They are lightweight and pack compactly for easy transportation and storage. *Braziers* are round, shallow fire bowls on legs and are often equipped with wheels for easy moving. There is a wide variety of braziers in varied colors with a choice of accessories. Choose a brazier with an adjustable grill that can be raised or lowered for controlling heat. Another great aid to heat control is a draft door in the bottom of the bowl. Many are equipped with collars or hoods to shield the fire from wind. As you become more adept at outdoor cooking, you may wish to purchase a *rotisserie* or *warming oven attachment*. The rotisserie has an electric motor-driven spit (one new model has a swing-out spit for easy seasoning) and optional accessories including hot-dog skewers and baskets for fish or small pieces of chicken. The warming oven on top of the windbreaker is excellent for keeping rolls or vegetables piping hot until the meat is ready to serve. Small detachable serving tables are often available for braziers.

One step beyond the brazier, for those of you who are willing to spend a little more for equipment, is the *covered kettle*. Resembling a Dutch oven on legs, the covered kettle is sturdier than the brazier, is made of a heavy-duty metal, and has dampers in both the bottom and the cover. You can cook chops, steaks, and other flat meats in the covered kettle over direct heat. By placing the charcoal on the sides of the grill, separated by a drip pan, whole meats, as roasts and chickens, can be cooked by indirect heat. The cover reflects the heat evenly to all sides, eliminating the need for turning meats.

The more expensive equipment offers more cooking features. *Cooking tables and wagons* in their simplest form, include a brazier with attached shelves and work tables. However, the more elaborate ones rival the well-equipped kitchen. The gourmet chef can use the cooking units for frying, smoking, broiling, baking, or as a rotisserie. They are equipped with self-starters, push-button controls, spits, cutting boards, towel racks, condiment shelves, *(continued)*

What's the perfect partner for ham?



Betty Crocker Scalloped Potatoes

Let's face it—ham and scalloped potatoes belong together. So while the oven's on, pop in the best scalloped potatoes – the ones from Betty Crocker. They're ready for the oven in three minutes, and come out savory, creamy, and golden-brown.





How many extra times do you have to paint your walls before you switch to Oil heat?

Maybe you didn't know it before, but there's no cleaner way to heat your home than with Oil. And that means that you won't have to give your walls that extra coat of paint. Or even paint more often than you would ordinarily have to.

But cleanliness is only one reason for heating your home with Oil. There are plenty of others, too. Like economy. Or dependability. Or safety.

And if hot water is important to you, it might interest you to know that Oil heats water at least three times faster than any other fuel. And that's faster than your family can use it up.

Have we convinced you to switch to Oil heat yet? We hope so, but if you still want more information, your neighborhood Fuel Oil Dealer is the man to see.

He'll tell you exactly why an Oil heating system is best for your home. So see him soon. Before you have to paint your walls an extra time again.

National Oil Fuel Institute, Inc., 60 East 42nd Street. New York, N.Y. 10017.

OIL HEAT
YOU CAN DEPEND ON IT

Vista-Cruiser...a brand new kind of station wagon by OLDSMOBILE

Look to Olds for all that's new! And you can start with this brand new family-of-wagons for wagon families! *Vista-Cruiser—a beautiful combination of prestige and practicality in four fashionable versions!* Unique Vista-Roof gives you a whole new point of view! Lets you sit up, facing forward, even in three-seat models! Gives you extra room for cargo . . . and more height to load it. Add a spirited Jetfire Rocket V-8 Engine that puts up to 290 horses to work for you. And a full ten-foot wheelbase to wed you to the road. Here's a new-size, you-size beauty that spells wagon with a capital "Wow!" See and drive the versatile new Vista-Cruiser at your Oldsmobile Quality Dealer's soon!

'64 OLDS →

WHERE THE ACTION IS!

Third seat faces forward . . . folds down! Vista-Cruiser three-seat models give every passenger look-ahead comfort! Rear-seat passengers enter through second door rather than tailgate. Seat folds quickly and easily into floor for cargo. (Two-seat Vista-Cruiser models are also available.)

Cargo room to spare . . . over 100 cubic feet! Vista-Cruiser's whopping cargo area exceeds most wagons on the road. Extra roof height (33.7 inches) accommodates tall objects with ease.

OLDSMOBILE DIVISION, GENERAL MOTORS CORPORATION • QUALITY BUILDERS OF NINETY-EIGHT, STARFIRE, SUPER 88, DYNAMIC 88, JETSTAR I, JETSTAR 88, F-85

Outdoor Cooking Equipment

(continued from page 78)

thermostats, work tables, and pots and pans. The most expensive and elegant models have electric ice makers, bottle racks, insulated ice-cream compartments, and glass and dish storage space.

Vertical grills are also becoming popular. The fat cannot fall into the fire in these grills. The fire box or boxes are upright with racks or kebob skewers suspended in front, around, or between them. Juices and drippings fall into a pan and can be used for basting.

There are numerous barbecue accessories on the market. Some are merely gadgets—others are most important to the outdoor chef. These items you will want to include in your cookout inventory: asbestos gloves; barbecue hardware, for example, long-handled spatula, fork, knife, and tongs; aluminum foil, bottle of water with sprinkler (to smother flame flare-ups); pepper mill and salt shaker; work and serving tables; broiling basket; skewers, cutting board; and roast meat thermometer.

Other equipment such as towels, potholders, trays, skillets, baskets, paper products, and serving accessories . . . why not just borrow these from the kitchen! THE END

How to Get Carried Away

(continued from page 49)

How-To's for trays: **Down to the Sea:** spray rim nautical blue; dry. Glue section of ship blueprint to center. Frame with narrow white rope. **Spring Bouquet:** apply a thin coat of varnish to tray surface. When varnish is tacky, not wet, apply silver leaf to surface by lapping one sheet over preceding one. While laying leaf DO NOT BRUSH AWAY LOOSE LEAF. Allow to dry thoroughly, then brush off loose leaf with a piece of velvet. Cut out flower, leaf, and bowl forms from bright tissue paper. Mount in layers one over the other with transparent glue; dry. Spray with acrylic spray; dry. **Newshound:** cut headlines and logos from foreign newspapers. Brush wallpaper paste on backs of strips. Arrange on tray, overlapping ⅛"; dry. Trim curved corners. Spray with acrylic spray; dry. **Spring Beauties:** cut fabric to fit tray. Brush tray with fabric adhesive and spread fabric on tray. Smooth into place; dry. Trim surplus fabric. **Cardsharp:** spray tray a color; dry. Arrange cards for spacing. Trim off corners of cards to fit curved rim. Apply glue to card backs; press in place. Keep cards flat with a heavy weight till dry. **Budding Artist:** Have yours draw a picture with colored chalk on paper to fit center of tray. Spray rim a color; dry. Glue drawing in place; dry. Spray with acrylic spray; dry. Finish all trays with a coat of bartop varnish to waterproof. THE END

Window ideas

Before you build, buy or remodel, send for this helpful booklet. Shows how to *eliminate* screen and storm window chores . . . achieve *exciting* decorative window effects . . . why PELLA WOOD WINDOWS are your *best protection* against winter cold and summer heat. Send for your FREE COPY.

THIS COUPON ANSWERED IN 24 HOURS
ROLSCREEN COMPANY, Dept. PC-78, PELLA, IOWA
Please send free book, "New Ideas With Pella Windows."
NAME
ADDRESS
CITY & ZONE STATE

PELLA MAKES QUALITY WOOD WINDOWS, WOOD FOLDING DOORS AND PARTITIONS, WOOD SLIDING GLASS DOORS AND ROLSCREENS

"Look for the special **American Home** order card bound between pages 48 and 49 of this issue!"

Install an Inclinette and Stop Climbing Stairs Forever

There's no need to sell your "two-story" because you can no longer climb stairs. Now you can "climb stairs sitting down" by installing a modern home stair lift at a fraction of a new-home price. Our informative booklet tells all about Inclin-ator, Inclinette, and "Elevette," the passenger chair lifts and elevator designed especially for home use.

Write today for your free copy of...

Inclinator Company OF AMERICA
2251 Paxton Street, Harrisburg, Pa.

Alphabet Sampler

(continued from page 20)

The frame, which is hand finished and hand rubbed to a deep cherry color, has an inner lip of dark gold. This type of American sampler, while originally planned for use with Colonial furnishings, will prove to be at home even in a contemporary setting. The solid straight appliqué strip at the base of the design is easy to stitch in place with invisible slip stitches.

Heirloom Sampler copied from one in the famous Whitman's collection, uses traditional reds, blues, greens, and yellows on a beige 100 per cent linen background. ASY-IJ, $2.00. Handmade frame of walnut-finished wood, size 18x24", $6.98.

Museum Sampler copied from one in the Cooper Union Museum with authentic faded colors; muted reds, greens, yellows, blue, mauve, and brown on a beige 100 per cent linen background. ASY-26, $2.00. Handmade Colonial wood frame, with gold lip, size 20x26", $6.98.

The Museum Sampler Kits listed below have been made expressly for The Curtis Publishing Company by Paragon Needlecraft.

Fill out coupon, enclosing personal check or money order (no stamps, please). New York City residents add 4 per cent sales tax.

Please allow 4 weeks for handling and mailing.

The American Home Magazine, Dept. ASY
P.O. Box 76, New York, N.Y. 10046

Please send me the following item(s) for which I enclose $_____

___Whitman Alphabet Sampler (shown on page 20).....ASY-113, $2.00

___Cooper Union Museum Sampler (shown above).....ASY-26, $2.00

___Whitman Heirloom Sampler (shown above).....ASY-1J, $2.00

___Handmade frame(s) for sampler(s) ordered above as shown and described. (Glass not included)....frame only.....FO, $6.98 each

Please print name

Print address

City State Zip code

BOSTON ROCKER
72-6DC

Early American Chairs...

All of a century-old charm is yours in these lovely reproductions. Just look at that Boston Rocker! Note its high back, gracefully turned spindles, low slung seat. Your great-great-grandmother probably rocked her babies in one of the originals. It's really the *perfect* colonial fireside chair.

CHILD'S BOSTON ROCKER
X55-6DC

For your little boy or girl, a miniature replica of the Boston Rocker to match your own . . . also an ideal gift for that favorite nephew or niece who seems to *have* everything.

DUXBURY SIDE CHAIR
1993-1

Trace this sturdy brace-back Windsor variation back to those of the practical Pilgrims. If you're buying a set for your dining room be *sure* to include a master's armchair.

HITCHCOCK CHAIR
2057-1DC

Lambert Hitchcock designed this ornamental chair . . . faithfully copied here in every detail. Even the seat, broadleaved flagg — a rush of enduring qualities — is hand twisted and woven *exactly* as it was in colonial times.

These reproductions and others at better furniture and department stores

Nichols & Stone
Since 1857
The Home of Windsor Chairs

Send for Booklet!
"How To Choose The Right Colonial Chair," with helpful ideas, interesting illustrations, and historical information.

NICHOLS & STONE CO.
Box 53, Gardner, Mass.

Please send me your 32-page booklet "How To Choose The Right Colonial Chair." Enclosed is 25c in coin.

Name _____
Street _____
City _____ Zone ____ State _____

©1964 Benjamin Moore & Co.

COLOR MAGIC—AT YOUR FINGER TIPS.
Now it's so easy to live in a world of wonderful color... Regal Wall Satin color...roll it or brush it to beautify your home like magic. Dries quicker than you think. Washes cleaner than you expect. Flows on smoothly like all Benjamin Moore paints.

Benjamin Moore® paints

MYRON S. ANDERSON

HERE'S HOW TO IMPROVE YOUR PROBLEM SOIL

When you start gardening in a new or recently developed community, you soon learn why anyone who has a good lawn, foundation planting, or flower bed is so proud of it. Success does not come easily! The ground is so hard it takes almost Herculean effort to plant anything, and nothing seems to grow the way it should anyway. The reason, you may or may not find out, is that present-day building methods play havoc with the composition and texture of the soil. Most of the topsoil is lost in the process of land clearing, excavating, and grading, and whatever kind of soil remains is compacted almost to the consistency of concrete by the tremendous weight of the earth-moving equipment. Plant growth is adversely affected in direct proportion to the resultant infertility and impenetrability of the soil—and so is the pleasure of gardening!

So much for the recognition and explanation of the problem. What you really want to know is how to go about correcting it.

If you're lucky enough to live in an area where good quality topsoil is plentiful and cheap, the solution to your problem is quite simple. Spread about six inches of topsoil over all the ground where you intend to have a lawn and provide a foot or more of topsoil in the spots where you'll have flower beds. Dig oversize planting holes and fill with topsoil whenever you set out trees or shrubs. Then with normal attention to fertilizing, watering, spraying, and pruning, you'll soon have a splendid garden with a minimum of trouble.

If you're a home owner of average luck, however, you'll find that in your area topsoil is either unobtainable or prohibitively expensive. So you'll still want to know how you can solve your soil problem!

Fortunately the solution is not quite as difficult as you might suppose. By adding large quantities of organic matter and moderate amounts of fertilizer to that problem soil of yours, you'll actually turn it into first-rate topsoil within a very short time—for all practical purposes, in fact, almost instantly. Lawn grass, perennials, roses, shrubs, trees—everything—will respond immediately and your soil problem *per se* will be over.

The kind of organic matter to use is the kind that's most plentiful and cheapest in your area. Satisfactory materials include peat, leafmold, compost, animal manures, sewage sludge, sawdust, wood chips, ground bark, ground corncobs, chopped straw or hay, sugar cane refuse, spent hops, collected leaves, or any other low-value plant by-product that is not injurious to growing plants.

Peat is the most generally available organic material and has excellent soil-conditioning qualities. It is often quite strongly acid, however, and so it's advisable to add agricultural lime to reduce the acidity when using peat in acid-soil areas. It's not necessary to do so, of course, in alkaline-soil areas or when preparing soil for rhododendrons, azaleas, and other acid-loving plants. About two inches of peat should be worked into the upper six inches of soil for lawn making and larger amounts should be used when preparing soil for perennials, roses, and shrubs. So in a good-size garden use of peat may prove to be rather expensive.

Sawdust is available in unlimited quantity in some localities—at sawmills, lumberyards, woodworking factories, etc.—and often can be had for the cost of transporting it. The same is true of wood chips, produced by chipping machines that are used by utility companies and highway or park departments to dispose of the branches and trees that result from tree-trimming and tree-removal operations. Both these materials are good soil builders, though you'll need to use extra amounts of high-nitrogen fertilizer with them to offset their nitrogen-depleting effect. The bacteria which break down wood obtain their nitrogen from the soil, since there's practically none in the wood. It's necessary then, to supply additional nitrogen during the decomposition period. Two to three inches of sawdust or wood chips should be spread on the surface and worked into the upper six inches of soil.

Processed sewage sludge (known as "digested" sludge) is obtainable free from the sewage disposal plants of many small cities and towns and is sufficiently sanitary to use. It is an excellent soil-conditioning material and contains about 2 per cent nitrogen which adds to its value. Two or three inches of it should be spread on the surface and worked into the upper six inches of soil. "Activated" sewage sludge is usually produced by large-city disposal plants and sold in bags as an organic fertilizer. It contains 5 to 6 per cent nitrogen and other plant nutrients and, though a first-rate plant food, is usually too expensive to use as a soil conditioner.

Leafmold and compost are ideal soil-building materials, but not often available in sufficient quantity and at low enough price for extensive lawn and garden-making operations. Their nitrogen and other plant nutrient content is low and they need to be used at about the same rate as peatmoss.

Animal and poultry manures, if available at reasonable cost, are

splendid soil conditioners and also contain small amounts (usually ¼ to 2 per cent) of nitrogen plus other plant nutrients. They may contain quite a bit of weed seed too, but with modern weedkillers this needn't be too important. Spread poultry manure one to two inches deep on the surface, and horse, cow, or other animal manure two to three inches deep and work it into the upper six inches.

Most of the other organic materials mentioned will do their job if spread two or three inches deep and worked into the soil. Loose, lightweight materials like chopped hay or straw, and collected leaves (often available from local park or road departments) may have to be used at heavier rates—say four inches deep—to provide enough organic matter to be worth-while. Even so, if they're available free or very cheap, they'll be a thoroughly sound investment.

The best way to use any of these organic materials is to spread them as evenly as possible and then to spread an extra-heavy application of lawn fertilizer (about three times the normal lawn rate) on top of the organic material. Next rotary-till the ground to a depth of about six inches or as deep as necessary to mix the organic material with the soil.

If the ground is covered by a struggling lawn of ryegrass and weeds, it'll make the rotary-tilling job easier if the grass and weeds are mowed as short as possible before the organic material is spread. Even so, unless you really love hard work, you'll be smart to hire a man with a large commercial rotary tiller to handle the job efficiently. If the soil contains a large amount of clay and is compacted as hard as it usually is in new developments—not to mention the presence of rock, roots, and other debris!—a small garden tiller or even a medium-sized rented machine just won't do the job easily or efficiently.

In the preparation of flower beds or other small areas where a large tiller can't be used, the organic material can be worked into the soil by the old-fashioned technique of spading or digging. If the ground is so hard you can't use a spade or fork, you can loosen it, before working organic matter into it, with a tool called a hydra-spade. This is a simple device that attaches to a garden hose and penetrates the hardest soil with a strong jet of water. When planting trees and shrubs, dig extra-large holes—at least twice as large as the roots actually require—and add plenty of organic matter and fertilizer when you fill in.

When conditioning your soil with organic matter and fertilizer, it'll be well to have a few samples of it tested by your county agricultural agent, located at the county seat. His report will tell you whether your soil is acid or alkaline, if it's deficient in any of the major plant nutrients, and what chemicals to add for the plants you intend to grow.

Adding organic material to your soil is something you only have to do once—plant roots and soil organisms will maintain it from then on—but adding fertilizer is something you'll have to do regularly and always! Lawn grasses are the hungriest plants in the garden, and to keep a lawn in the best condition it should be fed at least three times a year. Almost everything else—annuals, perennials, roses, shrubs, trees—should be fed at least once and preferably twice a year in the cooler parts of the country and two or three times a year in the warmer, long-season areas. THE END

POWER HORSE (Wheel Horse of Course)

Wheel this rugged thoroughbred around your lawn. You'll feel the sure, steady pull of its big 8 horsepower engine . . . see it mow cleanly, smoothly, effortlessly.

It springs into action at a touch of its electric starter switch...has the sure response of automotive type steering. Three geared forward speeds and reverse operate with fingertip ease.

Here's the versatility to mow, roll, seed, fertilize, till, cultivate, haul and make short work of snow and leaves.

Test ride a horse . . . Wheel Horse of course . . . at your nearest Wheel Horse Dealer. He's listed in the Yellow Pages.

Write Wheel Horse Products, Inc., for free, full color literature on the complete line. Address . . .

Wheel Horse®

523 West Ireland Road, South Bend 14, Indiana

PRESCRIPTIONS FOR PAINT PROBLEMS

Every year millions of home owners take brush in one hand, paint can in the other, and proceed to give the outside of their house a bright, new coat of paint—one which they expect will last four, five, or six years. Anywhere from one month to three years later many of these same home owners, disgruntled and disappointed, will be back at the job of painting again.

If you're among this unhappy group beset by peeling, blistering, fading, or any other paint problem, you might be asking yourself "Is it providence or the paint itself that shortens the life of a paint job?" Unless you've used a cheap, unknown brand of paint, the answer is neither. Any good brand will last four to six years if it's used correctly. In almost every case, premature paint failure is due to the omission of an important step in surface preparation, improper application of paint, use of the wrong type of paint, or the existence of a serious moisture condition.

Ten of the most common types of paint failure, together with their causes and cures, are listed below. Chances are you'll find your particular problem among them. By following the prescribed treatment you can add years to the life of the next coat of paint you apply.

Blistering. If you notice many bubbles on any outside painted surface of your house, you have a blistering condition. One way to confirm this is to take a razor blade and slit a few of the bubbles. If blistered, the area beneath will feel wet; you might even see water seeping out.

Blistering is caused by moisture accumulating behind the paint, breaking its bond, and shoving the film outward. If permitted to go unchecked, the blisters may eventually break and lead to other more serious problems such as peeling, cracking.

To solve the problem, first determine whether the moisture is coming from outside or inside the house.

If blisters are localized around windows, dormers, or gutters and downspouts, the condition is originating externally. Blisters around windows and dormers indicate that calking has probably cracked and water is seeping beneath the paint. To correct this, do a thorough recalking job. Even when there is no sign of blistering, a home should be recalked before new paint is applied.

Blisters around gutters and downspouts generally indicate one of several problems: the gutters aren't properly pitched and water is overflowing during heavy rains; a gutter or downspout is damaged and leaking; or a damming condition (perhaps a downspout is clogged) is causing water to back up and overflow. A minor repair job will remedy these.

If the blistering is not localized but found on large areas of the house, the moisture is probably coming from inside the house.

The tremendous amount of moisture created by clothes dryers, dishwashers, washing machines, sinks, showers, and cooking must get outside the house one way or another. If a home isn't properly ventilated, this moisture will go through the walls of the house. When it hits a nonporous oil-base-paint film, blistering results.

There are several ways to combat internal moisture and prevent paint from blistering. One is to apply latex paint to the house. This "breathing" paint permits moisture to escape through the paint film. However, before you apply latex paint, all the old paint must be taken off. Ordinarily, latex paint can be applied right over an oil-base paint if an intermediate primer is used. However, if this is done when blistering has occurred, the oil-base paint will continue to prevent the moisture from getting through. If the old oil-base paint has been removed by burning or scraping, subsequent painting and repainting with latex paint, according to the manufacturer's directions, will help assure a blister-free surface.

A better way to combat a build-up of internal moisture is to ventilate your home properly. Moisture-producing appliances, such as clothes dryers, should be vented to the outside. There should be adequate louvers in the attic. One square foot of louver is recommended for every 300 square feet of attic space. If these things fail to relieve the moisture problem, then you should consider the installation of tiny vent louvers around your home. Placed into the outside walls just above the sill and below the eave, these louvers dissipate the excess moisture to the outside by ventilating the stud spaces.

In all of the above cases, before repainting, scrape and sand the blistered area smooth and let it dry out.

Chalking. Under most conditions, chalking is normal and the way paint ages. The paint film begins to disintegrate slowly and becomes powdery within a year or so after it has been applied. Normal chalking is often desirable since dirt and soot that settle on the house are washed off with the chalk when it rains.

However, there is such a thing as abnormal or excessive chalking. This is what happens when the paint begins to chalk too soon after it's applied or at a very rapid rate.

To avoid this type of paint failure, you should not try to make a can of paint go too far. Spread it on evenly and thick enough to cover the old surface. Never apply paint in rain, fog, or mist, or if there is dew on the house. This can cause excessive chalking.

Applying only one coat of paint over a surface that is too porous will also cause abnormal chalking. This results in a breakdown of the paint's binder and its ability to chalk properly is impaired. Suppose, for example, you decide to paint your house a charcoal gray. It's now covered with a white paint that's been on for several years.

Gray has good hiding powers when applied over the old white surface, and you may feel one coat is enough. But what happens?

The binder of the gray paint is rapidly absorbed by the porous surface beneath. Only a thin coat of gray is left on the surface and, soon after, it begins to chalk and wash away. When the white paint shows through the gray surface, blotches appear.

This is probably the best reason for always applying two coats of new paint.

Chalk-retardant paints are available and should be used where free chalking is not desirable. They last much longer, but, of course, they will not clean.

Chalk-retardant paint is particularly recommended for painting wood surfaces that are in contact with, or above, masonry. It prevents chalk run-off onto the masonry, which produces a stain. This product is also recommended if a home is in an area of heavy rainfall. Don't forget: the more it rains and the more a paint chalks, the more its life will be shortened.

Checking and Alligatoring. Tiny, interlaced cracks appearing over the paint surface indicate a checking condition. Alligatoring is an advanced stage of checking in which the paint surface becomes interlaced with cracked lines; it literally resembles an alligator's skin. If checking is noticed, it should be repaired before it reaches the alligatoring stage.

A major cause of checking is the use of a cheap paint with insufficient binder. Another cause is not allowing enough drying time between two coats of paint. If the first coat is not dry when the second coat is applied, it contracts and absorbs some of the binder of the second coat, causing checks to appear.

If you encounter checks or alligatoring on any part of the house, scrape and sand the area smooth before repainting.

Cracking. When this condition prevails, paint cracks all the way down to bare wood, causing the paint film to curl up at the cracked edges.

Cracking can be the result of several things. There may have been excessive moisture on the surface when the paint was applied which led to *(continued)*

Town & Country new Pyrex Ware coordinates in today's most captivating decorative trend

Discover the new PYREX ware "Town and Country" collection—coordinated most colorfully to enhance your home! These radiant new coordinates are in perfect color harmony with contemporary living—styled to complement dining room, kitchen, living room, patio. Doubly dutiful because they're beautiful!

Certainly you will serve proudly in this colorful new collection. But remember, too, that nothing cooks as well as PYREX ware. Being nonporous, it can't keep "held-over" odors and flavors; it's the only way to do full justice to the goodness of your favorite foods. Goes from freezer to oven to table. Cleans in a breeze. See all the best cooking, best looking PYREX ware at your store. Corning Glass Works, Corning, N.Y.

PYREX brand casseroles, 1½-qt. $2.95, 2½-qt. $3.95. Four-piece mixing bowl set, 1-pt. to 4-qt. sizes $4.95. Three-piece mixing bowl set, 1-pt. to 2½-qt. sizes $2.95. Bake-serve-store set $3.95. Casserole set $5.95. PYREX ware available in Canada at higher cost.

PYREX® WARE

A PRODUCT OF CORNING

Guarantee: Any PYREX brand product which breaks from heat within two years of date of purchase, when used according to instructions accompanying it, may be replaced by any PYREX ware dealer in exchange for the broken pieces.



Beauty you'll love to live with

(All-Brass quality that lasts a lifetime)

When you've decided on beautiful Kohler bathroom fixtures in color—these Kohler fittings make the perfect finishing touch. New Kohler Triton handles are both classic and contemporary in their graceful three-pointed shape. Easier to grip, too.

All Kohler fittings—faucets, handles, spouts, drains, shower heads—have the scintillating gleam of chrome plating. It's the outward sign of inside Kohler quality. All Kohler fittings are All-Brass, the best base for lasting chrome plate, the best resister to corrosion and wear.

Kohler All-Brass fittings and Kohler fixtures in six colors and white—they're good things to talk about with your architect, plumbing contractor and builder.

KOHLER OF KOHLER

Kohler Co., Established 1873, Kohler, Wisconsin

ENAMELED IRON AND VITREOUS CHINA PLUMBING FIXTURES • ALL-BRASS FITTINGS • ELECTRIC PLANTS • AIR-COOLED ENGINES • PRECISION CONTROLS

(*continued*) blistering or peeling and to cracking. An inferior paint, lacking in elastic qualities, might have been used. The paint film must have sufficient elasticity to permit it to expand and contract along with the wood.

Cracking can also result if paint isn't properly mixed before its application or if it isn't brushed on evenly and smoothly. In these instances, oil and solid paint particles tend to clump together and can raise globules of paint in localized areas. When dry, the paint cracks and begins to curl back.

Where cracked paint is encountered, it should be removed down to bare wood before repainting. Never apply new paint on top of it, since the top coating will begin to crack again as the curled edges of the old paint start to push upward.

Crawling. When you begin to paint and you notice that the paint is drawing itself up into drops or globules soon after it's applied, you had better stop. This is called crawling and, should you continue, the globs will dry and begin to crack.

Consider these questions which will lead you to the cause of the crawling condition: Is the weather chilly or foggy? Am I using a rubber-base paint directly on top of an oil-base paint without a primer? Did I mix the paint thoroughly to distribute liquid and solid particles evenly throughout the paint? Did I use a paint remover on the surface prior to painting so that the surface was greasy or waxy?

To prevent crawling, paint on a clear, dry day with the temperature no lower than 50 degrees. Mix the paint properly. If you must paint over a greasy or waxy surface, rub that surface with turpentine and steel wool, and then apply a bonding primer before putting on the finish coat. Don't mix paint with different bases.

Fading. All colored paints eventually fade. However, there are certain factors which dictate whether some paints will do this faster than others.

The paint on homes near salt water, for example, will fade much faster since salt air affects paint adversely.

If one side of your house is subjected to heavy poundings of wind-driven rain and snow, and then bright sunlight, it will fade faster than the other sides. You don't have much control over weather conditions, but keep in mind that cheaper paints fade faster than the more expensive types because they contain less or cheaper color pigments.

Bleeding. This type of stain occurs most frequently on natural redwood or cedar siding and shingles. The soluble color, or sap of the wood begins to run (or bleed) and the siding or shingles are stained. Usually the trouble arises from inadequate sealing of the wood due to thin paint films or an irregular application. This allows moisture to penetrate the wood and extract the dye.

To prevent this action, apply a coat of shake-shingle paint to the surface to help prevent water penetration. If the wood siding or shingles have a natural finish, a coat of spar varnish will help. Sometimes excessive moisture originating from inside the house is the source of the trouble. (See Blistering for remedies.)

If the bleeding is caused by knots in the wood, the stained areas should be sanded or scraped clean, coated with a knot sealer, and top-coated with paint that matches the surrounding surface.

Wrinkling. If the paint assumes a rough crinkled texture, you have a condition known as wrinkling. The main cause of wrinkling is application of too thick a coat. Never try to make one coat of paint do the work of two, since the top surface will dry first and leave the bottom still soft. As the bottom surface attempts to dry, it could absorb the binder of the top paint and make that paint wrinkle.

Wrinkling can also occur if paint is applied to a cold surface. In this case, only the top surface dries while the colder bottom surface remains soft.

Mildew and Sulfide Discoloration. These take the form of rusty or sooty deposits on the paint surface.

Mildew occurs primarily in damp climates, but it can happen anywhere if a portion of the house doesn't receive sunlight. You can get rid of the fungus by scrubbing the affected area with a solution of trisodium phosphate (available in paint stores) mixed with household ammonia and water, followed by a thorough rinsing with water. Also, look over the area and determine if you can get some sunlight on it. Perhaps a rearrangement of shrubs or plantings will suffice.

Air-carried industrial chemicals are the leading cause of sulfide discoloration. This type of paint failure, however, is not necessarily confined to homes located in or near industrial sites. Sulfide discoloration can occur in any location where there is rotting vegetable or animal matter, as near a stagnant beach or swamp.

Sulfide stains can be removed by a hydrogen-peroxide solution but the results are rarely worth the effort. If the stain doesn't disappear by itself as a result of chalking, the best solution is repainting.

When mildew or sulfide discoloration are present, use a special fume- and mildew-resistant paint that will combat the condition. This type of paint will not discolor when exposed to hydrogen sulfide. It also has a fungicide such as a phenyl-mercuric compound added to it.

Peeling. There are two types of peeling paint. The peeling can take place between the top coat of paint and the paint surface directly underneath it or the entire paint film can peel, exposing the bare wood. Peeling between coats is usually caused by the application of paint to a greasy or oily surface. It can also be caused by painting over an area that is too smooth or glossy—as is often the case under eaves where old paint was protected from weather.

Before repainting, always roughen hard, glossy surfaces with sandpaper and remove loose flakes of old paint where peeling has occurred. Greasy or oily material should be removed by washing with a detergent, wiping with solvent, or by sanding.

If peeling occurs between the paint film and wood surface it is usually the result of a moisture problem. Often, paint blisters will break open, causing the paint film to curl back and flake off. The moisture problem should be cured before repainting.

Regardless of the type of paint failure you have, an important part of the remedy will always be the use of a well-known, reliable brand of paint when you repaint your house. THE END

Rondelay by Lunt

Splendid silver you wistfully wish for dries sparkling bright with Calgonite®



Lunt recommends it

CLOSING IN PORCH OPENS UP OPPORTUNITIES

The Fred Pain family, of Cold Spring Harbor, New York, decided it was time to get a fresh start on a room to live in. The family room was crowded and the porch outside it was not as useful as extra space in the living room would be. So they decided to enclose the porch. By using lots of glass they could still enjoy the wooded scene outside. And they could step from the living room directly to the flagstone terrace. The main structural problem was to remove a bearing wall without installing an unsightly beam at this point. This was solved by using a steel beam and attaching 2x4s to it to hold up the roof. They closed off a window that opened onto the old porch and one by the fireplace, built a storage wall, paneled the room, and then sat back to enjoy the results.

Small porch was enclosed to enlarge the living room without isolating house from the outdoors.

Darkened area was the porch. Plan shows space gained by enclosing it, and removing the two windows. The living room nearly doubles in size and usefulness.

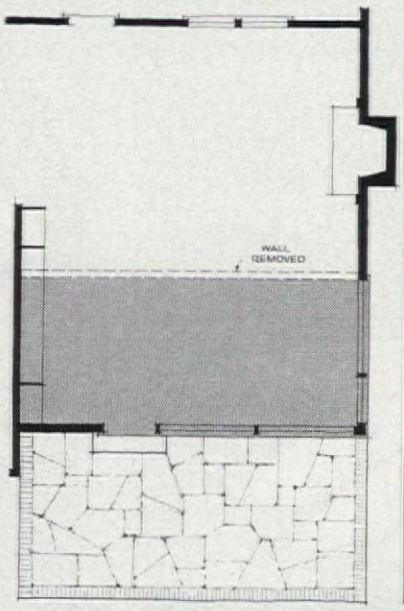

Sketch shows how bearing wall was removed and steel beam installed to support rafters and joists; 2x4s finish job.

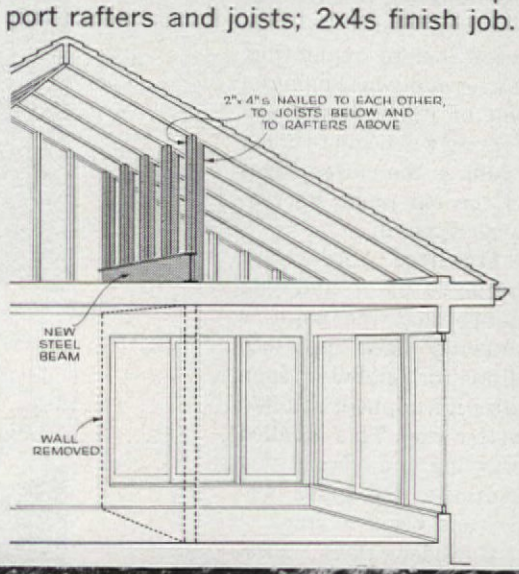

Photographer: Fred Rola Architect: Albert J. Graesser

(continued)

Andersen Narroline Window shown with removable grille.

This window will be just as easy for her grandchildren to open.

Because it's an **Andersen Window.** It will neither stick nor bind. Nor warp. Nor rot. Nor rust. Nor corrode.

It will last through many generations of active living. Probably **last longer** than the home you build or buy.

It's the way Andersen Windows are made. Select wood milled to extremely fine tolerances. Treated for lifetime protection from termites and decay. Hardware, even screws and nails specially designed for each window type. Each window carefully assembled by skilled hands dedicated to the job of building fine windows.

Each window is **precision built** to serve you for life with all the low maintenance comfort and operating ease it had the day you selected Andersen Windows for your home.

Of course, there are added values in owning Andersen Windows. Things like welded insulating glass that eliminates the need for storm windows . . . gives two fewer glass surfaces to keep clean.

Or **removable grilles** that pop in or out instantly for easier window cleaning.

Or perhaps most important, **weathertight** construction (up to 4 times tighter than ordinary windows) that means **savings of 15%** or more on fuel costs!

Maybe that's why our best salesmen are the folks who've lived with Andersen Windows. There are some in almost every neighborhood. Talk to a few before you build or buy.

Next best, visit your Andersen lumber dealer or distributor. Ask to see all **5 beautiful types** (hundreds of sizes). Ask for a complete demonstration of the quality features that make Andersen Windows worth much more than the little extra you pay.

FREE! WINDOW BEAUTY IDEAS
ANDERSEN CORPORATION
BAYPORT, MINNESOTA 55003

Send me new, colorfully illustrated Window Beauty booklet... packed with ideas and a complete description of the Andersen Window line.

☐ I plan to build. ☐ I plan to remodel a _____

NAME _____

ADDRESS _____

CITY _____ STATE _____ CODE _____

AH 54

Andersen Windowalls AW
TRADEMARK OF ANDERSEN CORPORATION

Window Beauty is Andersen

Septic Tank-Cesspool Owners

RID-X Can Save You Hundreds of Dollars!

Whether your home is new or old, you *can* have a costly, messy back-up in your septic tank or cesspool. *RID-X*® works to keep your sewage system operating smoothly. Helps prevent messy back-ups and foul odors. *RID-X* can save you HUNDREDS of dollars on digging, pumping, landscaping!

EASY TO USE—just pour in toilet bowl and flush. That's all. *RID-X* can't harm porcelain, metal pipes.

NEW FOIL PACKAGE
with Handy Pour Spout!

FREE BOOK: 16 Fact-Filled Pages on the Care and Maintenance of Septic Tanks, Cesspools. Send 10¢ for postage, handling to: Rid-X, P.O. Box 224, White Plains, N.Y.

BOYS—
Earn Cash—Win Prizes

Selling **The Saturday Evening POST** right in your own neighborhood in your spare time. Build up your own route of customers. It's fun—and profitable too. Fill out the coupon below and mail it TODAY!

CURTIS CIRCULATION COMPANY
213 Independence Square, Philadelphia, Penna. 19105

Name_____ **Age**_____

Street_____

City_____ **State**_____ **Zip Code**_____

SEW IN SECONDS

No needle
No thread!

Hem, mend, match and patch... Jiffy Sew is stronger than thread! Wash, iron, pull or tug...Jiffy Sew won't let go! It's so fantastic you have to try it to believe it.



NEW FROM ESQUIRE, ONLY 49¢

Make lawn care **FUN**

with *Ariens* Deluxe VI **Emperor**

Flex-N-Float® 32" or 26" no-scalp rotary mower

This big 6 h.p. rider does 12 lawn care jobs! Mows, rolls, rakes, aerates lawns; spreads fertilizer; mulches leaves; hauls carts; plows snow. So easy to use with 4 speeds forward; reverse — fingertip controls. Makes lawn care fun!

For free literature write
Ariens **COMPANY**
225 Calumet St.
Brillion, Wisconsin

(continued)

The old living room. Window at left of fireplace was removed, the wall to right also removed to enlarge room. It was paneled and new carpeting laid.

Same room, after changes, is larger, receives more light from additional full-length windows and seems closer to outdoors.

Picture above shows cut-up space and lack of storage. Below is the new living room, uncluttered. The built-in storage wall neatly holds books, records, and organizes all the recreational material that can lead to clutter. Sketch, below, shows dimensions of cabinet components. The counter top is Formica, has a lift-up panel concealing the hi-fi.

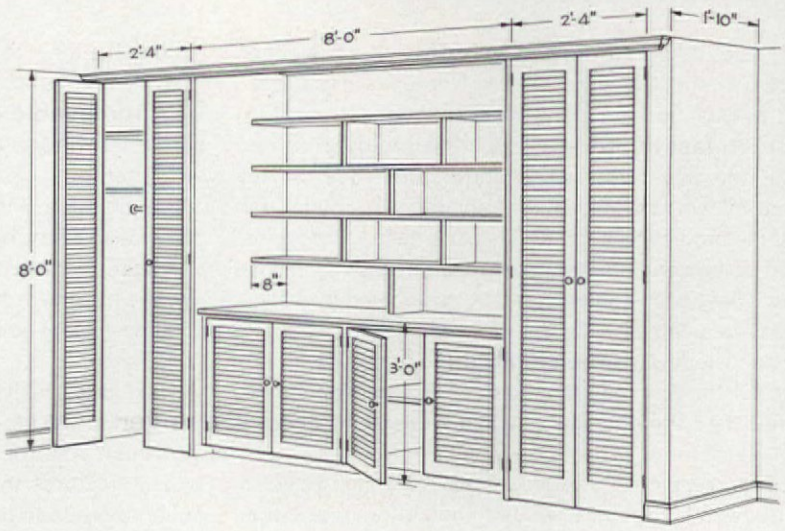



In most modern homes you'll find...

. . . familiar scenes such as these. You may not have a little girl who loves TV, but you're likely to have a Honeywell Thermostat—most homes with automatic heat do. Your Honeywell Thermostat contributes much to your comfort year after year. We've designed our thermostats, like the Honeywell Round above, to stay free from trouble. It's reliable and accurate. Its handsome decorator cover snaps off so you can paint it to match your wall. It has a picture window dial, large numerals and separate temperature and setting scales...all features which make it easier to read, easier to use.

But don't be fooled. A Honeywell Thermostat on your wall doesn't mean you have Honeywell controls on your heating or cooling plant. Check to be sure you get all-Honeywell controls if you buy or build a home or replace your present system. Nothing performs as well as a *matched* control system. And, a complete Honeywell control system needn't cost one cent extra.

Want to know more about home comfort? Send for "How to get the most out of your heating or cooling dollar." It's a 48-page booklet that you'll value. Just 50c. Honeywell, Dept. AH5-77, Minneapolis, Minn. 55408

Honeywell

Hootenanny parties make you thirsty?



Crush that thirst! with Orange-Crush®

The lightly carbonated drink to bring out that true fruit flavor.

COMMENDED BY THE CONSUMER SERVICE BUREAU OF PARENTS' MAGAZINE

SPRING ROLLS IN ON WHEELS

A new Structo brazier will make summer living easy. It has a motor-driven, four-tine spit, removable firebed, chrome-finished grid, steel hood with warming oven, redwood surface, aluminum legs, and rubber tire wheels. $45.98. Structo Company, Freeport, Ill.



In five seconds, Fold-A-Kart will reduce to a slim 5½" width. Marvelous for the overcrowded garage or for packing in your car. Use it for a garden cart, to tote picnic equipment and groceries. $21.95. Fold-A-Kart, Inc., 1010 Denison Avenue, Cleveland 9, Ohio.

Quiet on the green! The Clubster will prevent your golf irons and woods from rattling as you move from first tee to 18th hole. Metal frame fitted with smooth-running wheels holds gray plastic case divided into labeled pockets to hold a set of clubs. Cart folds for storage. $39.95. Jarman-Williamson Co., Portland, Ore.

All prices approximate

Pompeian means VIRGIN and versatile!

The nicest thing that can happen to your salads, beef, fish, fowl—that's Pompeian! It is virgin—the only form of olive oil that's naturally pure. Unsaturated, too. No additives needed to preserve purity and freshness. Pompeian—2 ozs. to 1 gal.

BUNIONS

CROOKED TOES?

Just wear Dr. Scholl's Bunion Spring at night. It acts as a lever to help straighten the joint, by gently drawing toe back to its normal position. Comfortable. Small, Medium, Large; Rights, Lefts. At all stores or send $5 with name, address to Dr. Scholl's, Dept. 52G5, Chicago 10.

Dr Scholl's BUNION SPRING

- OUTDOOR FURNITURE
- VENETIAN BLINDS
- REFRIGERATORS
- RADIATORS
- CABINETS
- BIKES · TOYS
- WICKER

IF YOU PRIZE IT... KRYLON-IZE IT



OAK • ASH • BIRCH • PINE
PHILIPPINE MAHOGANY
AMERICAN WALNUT

MAKE EXTRA ROOMS with PELLA FOLDING DOORS and their natural beauty of WOOD. And, use them as closures for closets, utilities and storage areas. Easily installed. Order finished or unfinished. Distributed in Canada, too. Send for color pictures of them in actual use.

THIS COUPON ANSWERED WITHIN 24 HOURS

ROLSCREEN CO., Dept. PC-77 PELLA, IOWA

Please mail color pictures of PELLA WOOD FOLDING DOORS.

NAME

ADDRESS

CITY & ZONE STATE

PELLA MAKES QUALITY WOOD WINDOWS, WOOD FOLDING DOORS AND PARTITIONS, WOOD SLIDING GLASS DOORS AND ROLSCREENS

This is a vinyl floor. You don't believe it? Thank you.

If you think a bricklayer built it, we're flattered. Actually, it's Luran Regency Antique Brick. All the warmth and charm of weathered brick sealed deep under solid vinyl—a wear surface so tough, this floor is guaranteed for life!* And thanks to Sandura's unique Vinylweld® process, 6 foot widths can be welded wall-to-wall with no open seams to trap dirt and water. One final touch: scientific dimensional embossing masks most accidental indentations. You can put Antique Brick in any room in your home, including the basement. Also available in exquisite Antique White (#10093) and rich Antique Beige (#10095). For more information, write to: The Sandura Co., Benson-East, Jenkintown, Pa.

Luran® Vinyl Floors
By Sandura, fine floors for 40 years.

*Lifetime Guarantee. Sandura Company will furnish new material to replace Luran Regency or Luran Imperial vinyl flooring that becomes worn out in normal use in your home under these conditions: 1. Any area of the vinyl wear surface is worn through to the backing during your lifetime and during the time you, the original purchaser, continue to occupy the home in which the flooring is originally installed. 2. The flooring is installed and maintained according to Sandura recommendations. On board floors it is necessary to install over underlayment plywood unless boards are less than 3 in. wide, in which case lining felt may be used. 3. Sandura's liability does not extend to freight or cost of installation. 4. Claim must be accompanied by the original bill of sale to claimant and approved by Sandura Co. prior to replacement.

THE CENTURIES-OLD PLEASURE OF AUCTIONS

Saturday afternoons at our house used to be spent cleaning house.

Several months ago we staged a revolution. We decided that after a nine-to-five week, Saturday should be spent pampering the morale, not plumping pillows. Determined never again to let chores run our weekends, we set out, frantically fleeing table-top dust, in pursuit of pleasure. One of our most exciting forays led to the discovery of what is our now-favorite pastime—the Saturday auction.

Our first auction was an historic moment. Carried away by the feverishly competitive spirit, we lost track of our ordinarily money-minded nature. We bought an *authentic* bookcase (of what era we never did find out), which amounted to seven wobbly boards when the varnish and Pennsylvania Dutch hex signs were removed.

However, to our own amazement, we went back for more. Now that we've learned a few helpful auction hints and set limits to our budget, we've been more successful. For very little, we've enhanced our decorating scheme with a Limoges tea set, a Pennsylvania Dutch clock, a Swedish china candelabrum, a marble-top chest, a Boston rocker, and some leather-bound histories published in the 18th century.

On a recent trip to the land of red barn and rocking chair, we began to think about the possible origins of the auction. Our next visit to the library—the ultimate in antiquity—led not only to some of the answers but to an interesting path in history.

Perhaps even more amazing than the recent sale in New York of Rembrandt's "Aristotle Contemplating the Bust of Homer" was the auctioning of the entire Roman Empire in the 1st century, A.D. To the final bidder, Senator Didius Julianus, also went the emperor's crown—neither of which was taken too seriously from some accounts. Didius was soon overthrown, assassinated, and his bargain lost.

But bidding-fever spread and, as with the many plagues that stormed England, so it was with the auction.

The British adopted a bidding system popularly known as *sale by candle* or *inch of candle*. This method is fairly simple. The auctioneer was supplied with a number of small candles. When a bid was made he would light one of them. If the flame expired before an additional amount was offered, the sale was ended. If, however, an additional bid was made before the candle burned out, the auctioneer would extinguish the flame and light another taper. This continued until one candle did completely burn down. This plan allowed buyers adequate time to decide on their next bids. In selling by candle, the auctioneer would sometimes time the bidding only one large candle.

The *Dutch auction* finds its origin, not in the Netherlands, but in the market places of the early empires. The auctioneer in this case would propose a certain high amount to the buyers. If the item or person was not bid for at that price, the auctioneer would offer successively lower amounts until one was accepted.

Although not used exclusively, the Dutch auction was used often in selling girls for wives. The higher prices were accepted for more attractive women; the less-comely girls sold at bargain rates. When a bidding was completed, the buyer had to promise the auctioneer that he would marry his purchase, and only after the ceremony would he get full possession of the girl.

Other techniques of selling have also been recorded, including that of using a sandglass to time the length of bidding and that of ending a sale when a running boy reached his goal. These, however, seem less fair to the buyer than that of *sale by candle*. Today, most auctioneers use a hammer fall to end a sale, although the tobacco auctioneer uses a hand clap.

The auction in America finds its first recorded appearance in 1662 in New Amsterdam, 36 years after the Dutch had bartered 80 guilders, bright cloth, trinkets, and the popularly referred-to beads for the green fields of Manhattan Island.

During the early colonization, the auction was found to be the most economical way to dispose of European merchandise. Boston, having one of the busiest ports of the 18th century, became known as the auction center for the colonies.

Auction merchandise was by no means limited to the northern colonies or to supplies from Europe. In the Southern communities the tobacco auction became the most successful way of reaping profits from the musty leaf.

Farm products are still sold by this time-tried method. But probably, the most popular auctions today involve collections, such as stamps and coins, great works of art, rare books, and the endless array of Early American and Victorian items sold at country auctions.

Having become enthusiastic members of the auction world jet set, we've encouraged friends and relatives to join the fun. It has become a weekend ritual to lead caravans of friends who follow us in half-empty cars, which they hope to fill by the late afternoon.

One of our friends has practically refurnished his home with auction treasures. His latest purchase was a Victorian couch which he gleaned for a mere $40. Thrilled about his bargain, he insisted we come to his house on the day of its delivery. The movers, upon arriving at the front door, found the couch too large to move in. Several hours later, sitting in the living room, we resolved how to replace the bowed window through which the $40 tufted beauty had made its awkward entrance.

But, where could you find so much Saturday entertainment for so little? Discounting the occasional frustration of being outbid, wouldn't you enjoy bargain searching in Pennsylvania Dutchland, New England, Manhattan, or anywhere the auction sign swings invitingly?

Your local antique shop can tell you about publications listing auctions being held in your area. And your local newspaper will list them as well as the house and estate sales, which, though not really auctions, are the source of many inexpensive and decorative pieces which will be sure to add character and interest to your home.

NANCY A. HECHT

"Zebra Test" proves amazing coverage of Wallhide®

Covers better in 1 coat... saves time, work, money!

The "Zebra Test," simulated above, proves WALLHIDE with GHP *covers far better in one coat!* Top of a card, covered with black stripes, was coated with ordinary latex paint; bottom with same amount of ready-mixed WALLHIDE Latex. *Compare results!*

Easy to apply, WALLHIDE dries to a beautiful flat finish in ½ hour. And tools wash clean in water! Ask your Pittsburgh Paint dealer for WALLHIDE . . . in the season's newest colors.

SATINHIDE® Lo-Lustre Enamel matches WALLHIDE. *Use for trim, kitchen, bathroom walls.*

PITTSBURGH® PAINTS

PAINTS • GLASS • CHEMICALS • BRUSHES • PLASTICS • FIBER GLASS

PITTSBURGH PLATE GLASS COMPANY

In Canada: Canadian Pittsburgh Industries Limited

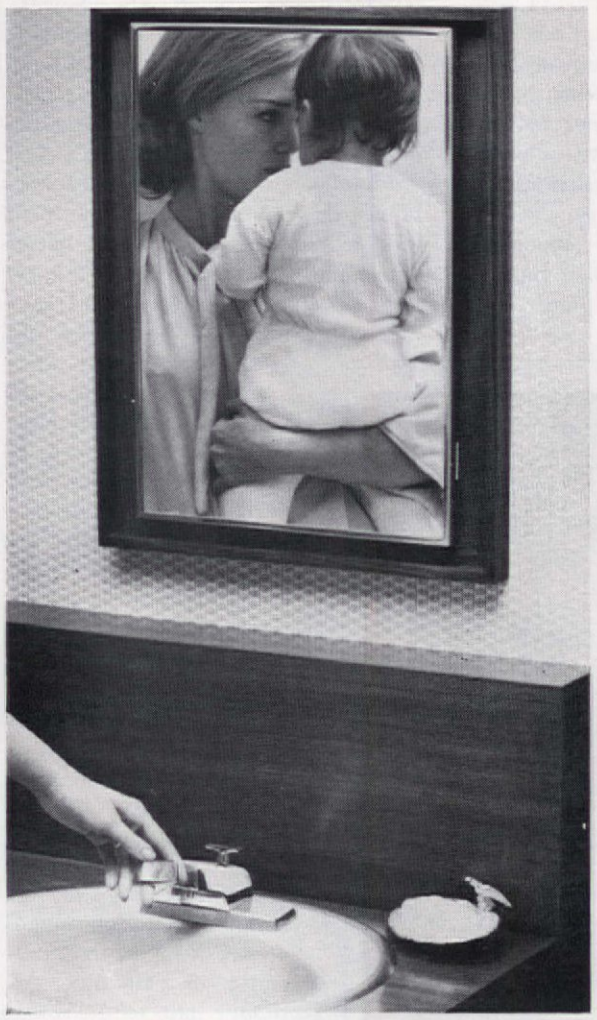





You've always got one hand free with American-Standard single-control faucets

(...and they are washerless!)

No faucet fiddling with the new American-Standard lavatory Push-Pull.* Push in to reduce flow. Turn right or left to control temperature. $27.45 plus installation.



Bathing and showering are more convenient with American-Standard Push-Pull. One-hand control and only one handle to clean. $27.95 plus installation.

In the kitchen, the American-Standard Single Lever* faucet is a boon to busy hands. Pull the handle and it's on. Right for cold, left for hot. $23.50 plus installation.

One hand is all you need to adjust the temperature and the water flow at the same time. You'll never change washers again because there are no washers in these faucets. One look will convince you that nothing adds style and convenience to your bathrooms and kitchen as easily as the sleek, modern design of American-Standard single-control faucets. One phone call is all it takes to have American-Standard Push-Pull and Single Lever faucets—and to enjoy them for years to come! Call your American-Standard Plumbing Contractor. He's listed in the Yellow Pages under "plumbers" or "plumbing supplies." Or mail the coupon.

*Trademarks of AR&SS Corp. Prices quoted are manufacturer's recommended consumer prices.

American-Standard and Standard* are trademarks of American Radiator & Standard Sanitary Corporation

AMERICAN-Standard
PLUMBING AND HEATING DIVISION

Send for new booklet.
AMERICAN-STANDARD, Dept. PA-564
Box 2, Midtown Station, New York, N.Y. 10018

Please send your new booklet, "New Fashion Ideas for Bathrooms." I enclose 10¢ to cover mailing. I am modernizing____, I am building____

Name_____

Address_____

City_____ State_____

County_____ Code No._____

In Canada, send to American-Standard Products, Ltd., 1201 Dupont Street, Toronto 4, Canada

Orchids (continued from page 54)

about an inch across in white, pink, or rose. The plants grow from large bulbs which you can pot in April in a terrestrial compost. Place them outside as soon as the weather permits (55° minimum at night), and water them heavily during the hot summer months. When growth has finished in October or earlier, allow them to dry out somewhat and bring them indoors. Flower spikes usually appear in November or December and you can resume watering then. At that time, the plants will probably lose their leaves. Calanthes bloom in midwinter and the flowers are extremely long lasting. After the plants have finished flowering, dry them out completely and store at 60° in a dark place until it's time to repot them the following spring.

The coelogyne family (13 on page 54) offers C. ochracea, with small white and orange flowers; C. massangeana, a larger plant; and C. dayana, a medium-size plant with ocher and creamy brown, almost coffee-colored flowers. During the autumn and winter months, keep plants moderately moist and place them in a west or north exposure. On the patio place them under large shrubs or small trees with dappled sunlight. C. massangeana and C. dayana with 20 or 30 flowers to a scape are dazzling in hanging baskets or placed on ledges. The coelogynes are among the loveliest of the summer bloomers.

The dendrobium orchids produce perhaps the most handsome flowers of the commonly cultivated varieties. They are delicate and beautiful. Dendrobium dalhousieanum, D. fimbriatum, D. moschatum (3), D. pierardi, thyrsiflorum, and wardianum are all worth-while plants that will respond wonderfully to outdoor growing in almost full sun with plenty of water. Some are deciduous and will lose their leaves while others keep their foliage. They bloom from new as well as old growths. Dry the plants out severely when growth stops in late September. You can leave them on the patio until the weather is in the forties but take them indoors around late November. Keep them at about 60° and resume watering when flower nodes appear. The abundance of flowers and variety of color—from orange and beige to golden yellow—will amaze you in early spring. For proper flowering, however, these dendrobiums must have a temperature change. In year-round warm climates, keep them as cool as possible in late fall and give them more heat later on.

Laelias are sun-loving orchids with two species—L. crispa and L. autumnalis—particularly good plants. They produce handsome, large rose or white flowers in summer or autumn. Keep them at a south or east window with plenty of water when in growth. L. superbiens is an excellent patio or terrace plant. It's fairly large, from three to four feet tall, with five- to six-foot flower spikes crowned with large rose-purple blooms. This one is dramatic in a corner of the patio or atrium—wherever mass is needed. Take it inside when temperatures drop below 52° and dry it out somewhat to encourage the flower spike. It will bloom in winter.

Lycastes are excellent indoor plants that will need filtered sunlight. L. aromatica (11) and L. cruenta with two-inch yellow blooms, and L. deppei (8) and L. skinneri with large six-inch flowers make fine plants when grown outside during the summer months and moved indoors for winter flowering. When indoors, keep them rather dry for they are almost dormant during the cold months after blooming and will generally shed their foliage. In early spring, you can place them outdoors and resume watering. They are medium-size plants that grow from 24 to 36 inches tall.

The oncidiums are spray-type orchids that are perfectly suited for patio or atrium culture. Oncidium leucochilum, O. microchilum, sarcodes, splendidum, and wentworthianum have long, erect branches sometimes six feet high crowded with hundreds of one-inch flowers in brown and yellow. Grow them indoors at a south window and water heavily during growth. Outside, place them at ground level on bricks or wood slats. They are superb wherever vertical accent is needed. The yellow color of the flowers, characteristic of oncidiums, is extremely vivid and cheerful outdoors, on the patio, or in the atrium.

Phaius orchids (maculatus, tankervilliae, or grandifolius) can be grown indoors, but will respond much better with some outdoor growing. P. tankervilliae is a large, graceful plant with especially handsome foliage. The tapered dark green leaves are about 48" long and extremely decorative on the terrace. P. maculatus is smaller, with dark green leaves spotted yellow. The blooms are large (three to four inches) and produced in spring. Grow phaius orchids in a good terrestrial compost, in rather large pots. Water heavily while they're growing outdoors. They are sometimes deciduous and will probably lose their leaves the second year.

The orchids in the vanda group have large flowers about three to four inches across, in pink, rose, lavender, or pale blue. Although not really suited for indoor growing, Vanda caerulea (15), V. suavis, and V. teres will survive the winter months provided they have a summer outdoors in full sunshine. Vandas are not particularly handsome as foliage plants and sometimes grow awkwardly large. But a healthy plant may produce one magnificent flower spike after another and thus bloom continuously for months. There are as many as 20 to 30 blooms to each spike! Water the vandas heavily while they're outside, and give them additional fertilizer (10-10-5). Flowering is variable, usually in summer and fall.

An orchid that is very easy to grow is Brassavola nodosa—known as "the lady of the night." It's a small plant with large, scalloped white flowers and a delightful fragrance that perfumes the entire growing area at night. Give it lots of water and sunshine and it will bloom prolifically—indoors or on the terrace.

Where temperate conditions prevail all year long, you can grow orchids from the arachnis, angraecum, brassia, saccolabium, and tall-growing renanthera groups. They are mostly large plants, suitable for terraces, patios, and atriums, and richly rewarding, for they are very floriferous. Give them four hours of sunshine daily and warm temperatures. They'll be a constant source of delight. THE END

...for a wonderful cup of coffee
NEW MINUTE BREW NESCAFÉ

More than an instant – a new discovery that holds in so much extra rich flavor. You let it brew just a few seconds longer for that extra rich flavor to come out.

Westinghouse room air conditioner. The strong, silent type.

You have a great big hot place to cool? You've come to the right people. This Super High Capacity Westinghouse Room Air Conditioner (we call it the Southerner) puts out up to 23,500 btu's worth of cool air, and keeps awfully quiet about it. You'll feel the cool, filtered air, all right—in every corner of the room. This Westinghouse has an adjustable thermostat, too, to maintain the temperature you like automatically. When you're ready to cool just drop its handsome wood-front panel down and slide it to the side—and there are the controls. Now select the temperature you want . . . slide the front back into place . . . and forget it. (By the way, the front is reversible—walnut on one side, cherry on the other.) You'll like the Southerner by Westinghouse . . . a real super high capacity air conditioner.

You can be sure if it's Westinghouse

FLOWER-FRESH COLORS!

WRITE FOR FREE COLOR CARD. THE LOWE BROTHERS COMPANY, DAYTON 2, OHIO.

LAMPS IN THE BEST TRADITION

Unlike a modern lamp which is often a room's one dramatic accessory, a traditional lamp should have quiet good taste in keeping with the character of its setting.

Whatever style base you choose, vase shape, candlestick, oil lamp, figurine, or column, a simple shade is preferred. Examples here show the relative importance of style, height, and shape to the furniture it serves and to the over-all decoration.

Antique-finished lamp with parchment shade, lights and decorates a dark foyer. The lamp, harmonizing with the rich tones of a wood chest, nicely fills the space between wall cupboard and pictures.

A table would be in the way between door and fireplace, but this floor lamp fits in with ease. It has a fluted and tapered stand with triangular base. The simple off-white shade is just right for the room's classic details. Lamp is placed to throw light over the left shoulder for reading.

This smart little brass candelabra with black tole shade illuminates a writing area without overpowering the desk. The simple but graceful design adds a French touch to the dramatic pattern on the walls. A desk lamp does not have to be as tall as other types of lamps in the room.

Photographed at W. & J. Sloane by F. M. Demarest

SOUTHEAST/FRED C. GALLE

IN YOUR GARDEN



Some common plant pests and how to control them

Despite the controversy that still simmers over pesticides, the fact remains that you're not likely to have healthy, robust plants without pest control. Although most pesticides can be harmful to humans and animals, they are relatively safe if used at the manufacturer's recommended rates of application and if the precautions printed on package labels are followed. This month we'll discuss the most common plant pests along with their suggested controls. Acquaint yourself with them so you will be able to use pesticides more intelligently.

You'll often find aphids—small, soft-bodied insects—attacking the tender growing stems and leaves of many ornamentals. You'll probably see them on roses, annuals, mums, crapemyrtles, gardenias, and other plants. Repeated applications of rotenone, lindane, or malathion are necessary for adequate control.

Ants frequently infest lawns and are commonly found on the sticky buds of peonies and other plants. Chlordane, dieldrin, or heptachlor will give control for several years.

Lacebugs are small insects that feed on the undersides of leaves. They have black bodies and colored or variegated wings. A common pest of azaleas and pyracanthas, they cause upper leaf surfaces to turn light green or yellow and eventually brown. The underside of the leaf will also show evidence of insect damage. Malathion or lindane will give good control. Make two applications seven to ten days apart on the under surfaces of the leaves. A new insecticide called Zectran will be available in several areas of the Southeast this season and has given control with one treatment.

Spider mites or red spider are very small pests also found on the underside of foliage. Heavy infestation of mites will result in discoloration of leaves. The pest is frequently found on roses, azaleas, and Japanese hollies, among others. Since mites have been noted to develop resistance to insecticides, alternate spraying with different materials. Malathion, kelthane, and trithion all give good control when applied to the underside of foliage. Generally, three applications five to seven days apart are necessary to eliminate mites.

Thrips are very small, pale-colored insects that are common on rose flowers, chrysanthemums, gladiolus, and other plants. Heavy infestations are difficult to control, but frequent dusting with malathion, DDT, or lindane is generally better than a spray. Start dusting roses in early spring before buds open.

Scale insects of various species attack a wide variety of ornamental plants, among them camellias and hollies. Scale is generally found on the undersides of leaves but may also be present on stems. Dormant oil sprays are the best control but should not be applied during summer. Use them only in the fall or late winter when temperatures are between 40° and 80°. Malathion applied frequently will control scale insects when they're in the "crawler" stage. For camellias and many other plants, a new systemic insecticide called Cygon can be applied as a spray or soil drench.

Chinch bug is a small, dark insect that attacks lawn grass—especially St. Augustine. The best controls are DDT, diazinon, trithion, and ethion. If you use any of them as a spray, irrigate the lawn well before applying the pesticide. If you apply the chemical in dust or granular form, wet the grass thoroughly *after* treatment.

White fly is a small white insect that may appear in large numbers on gardenias and other broadleaf evergreens. A black sooty fungus is usually associated with the presence of white fly. If you eliminate the insect, the fungus too will disappear. The immature forms of white fly, small scale-like insects, can be found on the undersides of leaves. Repeated applications—10 days apart—of DDT or malathion will keep them under control in your garden.

Mildew is a common fungus disease of roses, crapemyrtles, and many annuals, especially zinnias. It generally appears in the form of a grayish cast on the leaves in the early spring and late summer. Applications of Karathane or Mildex will eliminate it.

For most efficient control of insect pests, keep your sprayer and duster in good working condition and don't apply pesticides haphazardly. Learn to recognize pests and use the proper pesticides with caution.

Only Anchor Fence protects children, pets and property in so many beautiful ways



Bring new beauty to your yard and greater security to your family with a distinctive, durable Anchor Fence . . . the brand that protects your investment. There is an Anchor Fence designed just right for your home, your neighborhood and your budget. Many families choose standard chain link or small-weave Modernmesh, in steel or all-aluminum. Others prefer all-aluminum Post and Rail, Picket or colorful Privacy fencing. Or wood fence of rustic cedar. Anchor Fence, from the oldest and largest fence-maker for homes, is readily available, easily buyable on low monthly terms. Call your Anchor man soon.



T.P.

ANCHOR FENCE

Plants: Baltimore, Houston, Los Angeles. A few DEALERSHIPS still available in select territories. Write for details.

For free fencing ideas, mail coupon to take a look at the complete Anchor Line!

COMMENDED by PARENTS' MAGAZINE

Anchor Fence, 6511 Eastern Ave., Baltimore 24, Md.

Name .....

Street .....

City ..... Zone ..... State .....

HANDSOMELY COLORED

BIRDPRINTS

$2.95 per set

BIRDPRINT ORDER FORM

Please send me:

.....portfolio(s) of 8 full-color birdprints at $2.95 each
.....individual prints as checked below for 50c each

☐ #1 cardinal ☐ #2 bluebird ☐ #3 grouse, pheasant, quail
☐ #4 mockingbird ☐ #5 robin ☐ #6 goldfinch
☐ #7 meadowlark ☐ #8 oriole and chickadee

Name.....

Street Address.....

City.....State..... Zip Code.....

Print name and address clearly. Send personal check or money order (no stamps please). Allow 3 weeks for handling and mailing. New York City residents add 4% Sales Tax.

The American Home Magazine, Dept ABPY, P. O. Box 76 New York, N. Y. 10046

By special arrangement with the artist and printer, American Home can offer you these birdprints at a far greater value than you are likely to find anywhere else. Complete sets come in beautifully designed portfolios. Sent postpaid anywhere in the U.S. Mail coupon today.

Arthur Singer, foremost wildlife artist, painted the originals especially for American Home Magazine. Reproduced in magnificent full color on 9¾ x 12½" heavy paper, these birdprints add a lovely, lively touch to any room in your home. A truly fine value . . . at a fraction of what they'd cost anywhere else. Compatible with masculine interests, they also lend a charming note of elegance to suit a lady's taste. Try using them as door panels, or as smart room dividers suspended on brass rods. Sets come in gift portfolios ready for framing.

RICE IS NICE

From Hong Kong to Houston, people the world over have one great love in common. Rice! Look at the countless ways we use rice every day! It may be served as a vegetable, main dish, or glamorous dessert. Here are some spanking new recipes to give you a change of pace. Try them next time you reach for the rice!

APRICOT-RICE MERINGUE

Cooking time: 30 min.
Baking time: 12–15 min.

1 c. long grain rice
1 qt. scalded milk
½ c. sugar
½ tsp. salt
1 tsp. vanilla
½ tsp. mace
1 tbs. butter or margarine
3 egg yolks
2 tbs. milk
⅓ c. toasted slivered almonds
1 can (1 lb. 13 oz.) whole apricots, drained and pitted
3 egg whites
¼ tsp. cream of tartar
¼ tsp. salt
6 tbs. sugar

Cover rice with cold water; bring to boiling; let stand 5 minutes; drain. Combine rice, 1 quart milk, ½ cup sugar, ½ teaspoon salt, vanilla, mace, and butter or margarine. Cover; simmer 30 minutes. Combine egg yolks and 2 tablespoons milk; add to rice mixture stirring quickly. Add almonds. Pour pudding into buttered 2-quart casserole. Let stand 5 minutes. Arrange apricots over top. Beat egg whites, cream of tartar, and ¼ teaspoon salt until fluffy. Gradually add 6 tablespoons sugar; beat until stiff peaks form. Swirl meringue on top of pudding. Bake in moderate oven (350° F.) 12 to 15 minutes or until meringue is browned. Makes 6 to 8 servings.

CURRIED CHICKEN SALAD

Preparation time: 20 min.
Chilling time: 2 hrs.

1¼ c. mayonnaise or salad dressing
1½ tsp. curry powder
1 tsp. salt
¼ tsp. black pepper
1½ tbs. lemon juice
2 c. cooked rice
2 c. cooked, diced chicken
1 c. diced celery
⅓ c. sliced green onions
1½ c. cooked peas
2 tbs. diced pimiento

Combine mayonnaise or salad dressing, curry powder, salt, pepper, and lemon juice. Add rice, chicken, celery, green onions, peas, and pimiento; mix well. Chill. Makes 6 servings.

RICE AND PEAS ROMANO

Preparation time: 20 min.
Cooking time: 20 min.

3 slices bacon
½ c. finely chopped onion
¾ c. condensed consommé
¾ c. water
1 pkg. (10 oz.) frozen peas
2 tbs. chopped parsley
½ tsp. salt
⅛ tsp. black pepper
¼ tsp. thyme
1½ c. precooked packaged rice
3 tbs. grated Parmesan cheese

Cook bacon until crisp; remove and crumble. Sauté onion in bacon drippings. Add consommé, water, peas, parsley, salt, pepper, and thyme. Cover; simmer 3 minutes. Add rice; mix well; cover; set aside for 10 minutes. Add cheese and bacon; mix well. Makes 6 servings.

JAMBALAYA

Preparation time: 25 min.
Cooking time: 40 min.

½ c. chopped onion
1 clove of garlic, mashed
¼ c. diced green pepper
2 tbs. salad oil
3 medium tomatoes, peeled, seeded, and chopped
2 c. chicken broth
¾ c. long grain rice
1 small bay leaf
½ tsp. chili powder
⅛ tsp. cloves
⅛ tsp. thyme
1 tsp. salt
Dash of cayenne
1 lb. shrimp, shelled and deveined
1 c. diced cooked ham

Sauté onions, garlic, and green pepper in oil until tender. Add tomatoes, chicken broth, rice, bay leaf, chili powder, cloves, thyme, salt, and cayenne. Cover tightly; simmer 20 minutes. Add shrimp and ham; simmer 10 minutes longer. Makes 6 servings.

FRUITED RICE RING

Preparation time: 25 min.
Chilling time: several hrs.

¾ c. candied mixed fruit
2 tbs. brandy or 1 tsp. almond extract
1 envelope unflavored gelatin
¼ c. cold water
2 c. scalded milk
2 eggs, slightly beaten
½ c. sugar
1 tsp. vanilla
2 c. cooked rice
½ c. heavy cream, whipped

Marinate fruit in brandy or almond extract. Soak gelatin in water. Add scalded milk to eggs, mixing quickly; add sugar. Cook over low heat stirring constantly until custard coats spoon. Remove from heat; add gelatin and vanilla, mixing well. Chill until custard sauce begins to thicken and jell. Fold in candied fruit, rice, and whipped cream. Pour pudding into 8-inch (5-cup) buttered ring mold. Chill until firm. Unmold and serve with additional whipped cream, if desired. Makes 6 servings.

You get more good from Nucoa®

penny for penny, pound for pound
than any other margarine around

Compare Nucoa with the highest priced margarines.
... What delicious flavor!
And new Nucoa gives you more poly-unsaturates
per penny than any leading margarine!

"It took just $850 and two days to air condition my entire home."

Mr. Clarence Tresler of Houston, Texas tells how easy and economical it is to enjoy the benefits of General Electric Central Air Conditioning.



"Many folks think that air conditioning a house takes lots of money and means your home is all torn up," says Mr. Tresler. "Actually, if you have forced-air heat like we do, the job can be simple and inexpensive." The Treslers' home, at 3707 Broch Street in Houston, has five rooms, with two bedrooms, and 1450 sq. ft. of living space.

"I'm in the refrigeration business," Mr. Tresler adds. "So when it came to central air conditioning, I chose General Electric, because it's reliable. In three years, our 2½-ton system hasn't needed one service call."

And from Mrs. Tresler, in her attractive paneled kitchen: "I practically never used to bake in the summer until we got G-E air conditioning. Now, I think nothing of it —even when it's hot and humid outside."

Mr. Tresler: "Two of the biggest things we've found about G.E. are even temperatures and operating economy. Our electric bills have averaged $25 a month. The air conditioning cost as low as $12 a month."

Mrs. Tresler: "My drapes and everything else stay cleaner. I only have to have the drapes cleaned maybe once a year. And I only have to do a thorough house cleaning every two weeks, at the most."

If you have forced-air heat, you, too, can enjoy G-E Central Air Conditioning at a very modest cost. Call your G-E dealer for a free survey and installation estimate, with no obligation. He'll also explain how you can finance the job on easy terms. He's listed in the Yellow Pages under "Air Conditioning Equipment."

GENERAL ELECTRIC

OUR RECIPES ARE FULL OF

BEANS

Any pantry shelf that lacks a goodly supply of canned and dried beans is bare indeed. The lowly bean is really a nugget of good nutrition—a substantial source of energy, high in B vitamins, especially thiamine, and rich in iron, calcium, and protein.

Equally important, beans are the prime ingredient in more delicious recipes than you can think of. They can be used in the simplest or fanciest of dishes. Try them sweet or sour, hot or cold. Here are just a few suggestions for you to enjoy.

BEAN SUPPER SALAD

Preparation time: 20 min.
Chilling time: several hrs.

1 c. diced celery
½ c. sliced green onions
⅓ c. chopped green pepper
¼ c. pickle relish
½ c. cubed Cheddar or American cheese
1 can (12 oz.) luncheon meat, cubed
⅓ c. tart French dressing
1 can (1 lb.) beans in tomato sauce

Combine celery, onion, green pepper, pickle relish, cheese, luncheon meat, and French dressing. Add beans; mix well. Chill. Makes 6 servings.

BAKED PORK CHOPS AND BEANS

Preparation time: 20 min.
Baking time: 1 hr. 15 min.

6 pork chops
Salt
Pepper
2 cans (1 lb. ea.) pork and beans
2 tbs. brown sugar
2 tbs. prepared mustard
½ c. raisins
1 can (8¾ oz.) pineapple tidbits, drained

Brown chops; season with salt and pepper. Combine pork and beans, brown sugar, mustard, raisins, and pineapple. Pour bean mixture into 9-inch square pan or shallow 2-quart casserole; arrange pork chops on top of beans; cover. Bake in moderate oven (350° F.) 1 hour. Remove cover and bake 15 minutes longer. Makes 6 servings.

KIDNEY BEAN CASSEROLE

Preparation time: 20 min.
Baking time: 30 min.

1 c. thinly sliced onion
1 clove of garlic, crushed
½ c. chopped green pepper
3 tbs. butter or margarine
1½ lbs. ground beef
1 can (8 oz.) tomato sauce
1 can (6 oz.) tomato paste
1 c. red wine
1½ tsp. salt
¼ tsp. black pepper
2 cans (1 lb., 4 oz.) kidney beans, drained
3 tbs. grated Parmesan cheese

Sauté onion, garlic, and green pepper in butter or margarine until tender; add beef; cook until lightly browned. Stir in tomato sauce, tomato paste, wine, salt, and pepper; simmer 15 minutes. Add kidney beans; pour into greased 2½-quart casserole; sprinkle with cheese. Bake in moderate oven (350° F.) 30 minutes. Makes 6 to 8 servings.

GOURMET BLACK BEANS

Preparation time: 20 min.
Baking time: 1 hr. 15 min.

1 lb. dried black beans
5 bouillon cubes
2 qts. hot water
1 c. chopped onion
1 c. chopped celery and leaves
1 tbs. chopped parsley
4 tbs. butter or margarine
¼ c. dark rum
1 tsp. basil
¼ tsp. black pepper
Dairy sour cream

Wash beans well; soak overnight in water to cover; drain. Dissolve bouillon cubes in hot water, add beans; cover; simmer about 1 hour, or until tender. Drain, reserving 1½ cups bean broth. Sauté onion, celery, and parsley in butter or margarine 5 minutes. Add reserved 1½ cups bean broth, rum, basil, pepper, and black beans. Bake in greased, covered 2-quart casserole in moderate oven (350° F.) 1 hour. Remove cover; bake 15 minutes longer. Serve hot or cold with sour cream. Makes 6 to 8 servings.

CARAMEL BAKED BEANS

Preparation time: 10 min.
Baking time: 2 hrs.

1 lb. dried lima beans
1 tsp. salt
1 c. brown sugar, firmly packed
¼ c. butter or margarine

Wash beans well; soak beans overnight in water to cover. Drain; add fresh water to cover; add salt. Cover; simmer about 1 hour, or until beans are tender. Drain, reserving 1 cup of bean broth. Combine 1 cup bean broth, brown sugar, and butter or margarine. Place beans in 2-quart casserole; pour sugar mixture over beans. Cover; bake in slow oven (325° F.) 2 hours. Uncover last 30 minutes. Makes 6 to 8 servings.

BUDGETING FOR UNEXPECTED NEW-HOME EXPENSES

There's excitement in the air when you move into your first home from an apartment. Even though moving day is exhausting, getting settled should be fun.

This is the time, too, when money should *not* be a problem. You've saved, figured, and worried long enough to enjoy a smooth start at your new address. But will you? If you've planned your budget to include *more* than the down payment, closing costs, and moving expenses, you will. Otherwise, you may be due for some rough sledding ahead.

For instance, have you planned for screens and storm windows, curtain and drapery hardware, garden tools, garbage cans, door mats, or a mailbox? These items could run as high as $2000 or as low as $500. Whatever the cost, the first few months in your new house will be a breeze if you set money aside for them now. According to a survey sponsored by *The American Home* of first-time home buyers, you'll need to budget:

1. Three per cent of your home's purchase price to cover minimum costs for equipment.
2. Five per cent of the purchase price to provide a comfortable margin.
3. Ten per cent of the house price to get the best of everything for your new home.

Below is a list of items you'll probably have to buy to put your house in working order. Since frequent variations occur around the country, range of costs is approximate, but accurate enough to help make a rough budget. And, take it from home owners who have already faced the problem—some budget (*any* budget) is better than none!

NEW-HOME EXPENSES

Garden Equipment

Wheelbarrow	$11–$15
Plastic hose (50′)	$6
Rubber hose (50′)	$12
Rake	$4
Sprinkler	$4–$24
Lawn mower (gas-powered)	$50 up
Lawn mower (hand)	$15 up

Household Items

Indoor garbage can	$4–$6
Miscellaneous (includes bulbs, cup hooks, towel rack, shower curtain rings, shelf paper, etc.)	about $15
Outside clothes dryer	$20

Curtain and Drapery Hardware

Ready-made rods (up to 3′)	$.50–$4
Extension traverse rod	$2.50–$10
Café curtain rod	$.65–$4

MAKE HOUSEKEEPING EASIER WITH THESE CAM PRODUCTS

CLEANS TILE JOINTS

CAMKLEEN gets out mildew and embedded dirt from hard-to-clean cement joints between ceramic tile—walls and floor. Easy to use. No hard scrubbing. Just wipe on Camkleen with cloth or sponge. In 2 minutes its bubbling action loosens all dirt. Walls and floors sparkle with original brightness. Full pint bottle only $1.30.

FILLS THE GAP
Around Tubs and Sinks

Eliminate unsightly gaps between wall and tub or sink with waterproof, snow white CAM CALK. New, easy-to-use aerosol container gives professional-like job. Also for calking windows, doors, boats, etc. Can be sanded and painted when dry. $1.49.

STOPS MILDEW
Mold and Fungus Growth

After cleaning tile shower of mildew with Camkleen, spray on CAM GARD. Amazing new product stops the growth of mildew and mold. Also effective on leather, canvas, wood or masonry. Large 14 oz. aerosol spray can $1.69.

SOLD AT DEPARTMENT, HARDWARE AND LEADING STORES EVERYWHERE

Manufactured by
THE CAMBRIDGE TILE MFG. CO. • Cincinnati 15, Ohio
producers of world famous SUNTILE

When You Change Your Address

Please report both new and old addresses directly to The AMERICAN HOME Magazine five weeks before the change is to take effect. Copies that we address to your old address will not be delivered by the P.O. unless you pay them extra postage.

THE AMERICAN HOME
Independence Square, Philadelphia, Pa. 19105

Deposits (when required)

Telephone	$25
Gas and electric	$75
Water	$10–$25

Ladders

Outdoor metal extension type (16′–40′)	$20–$100
Outdoor wood extension type (16′–40′)	$13–$52
Folding stepladder (metal)	$4 per foot
Folding stepladder (wood)	$2 per foot

Door mats

From	$1.50–$14

Extra Lighting Fixtures

You will find that an allowance for fixtures (given by a builder) of even $100 will not go very far. Some extras you might want to include:

Outdoor post lantern	$30–$50
Front-hall fixture	$6–$25
Dining room fixture	$35–$150
Crystal dining room fixture could be as much as	$200

Window Covering (per window) 3′ wide, 6′ long

White "privacy" shades	$2–$5
Lightproof bedroom shades	$6–$9
Decorative shades	$7–$20
Metal Venetian blinds	$6–$9

TV Antenna Installation

Master roof antenna	$35–$50
Each outlet	$10

Additional Wall Outlets

Each outlet	$6–$10

Storm Doors & Windows & Screens (without installation)

Combination windows, metal	$14–$25
Combination door, metal	$30–$50

Outdoor Trash Receptacles

Heavy-gauge plastic or galvanized metal trash can	$4
Steel cans to be recessed in concrete (not installed)	$15–$25
Covered leaf (or trash) burner	$3–$15

Mailbox and Street Number Sign

Ready-made mailbox	$2–$20
Street number and name sign	$1.50–$9

Cleaning Equipment

Sponge and dry mops	$6.50
Broom and dustpan	$3
Bucket	$1.10
Wax (per gallon)	$3
Waxer	$40
Waxer rental	$2 per day

Tools

Hammer	$4
Saw	$5
Drill	$4–$5
Screwdriver	$.50
Pliers	$.75

THE END



We'd like to send you one...

. . . so you can examine the graceful lines, perfect weight and balance, rich and lustrous finish. Select your favorite and send in the coupon with 25¢ in coin to cover mailing costs . . . Look for these patterns at fine stores. In Community® Stainless: Paul Revere, Cantata, Frostfire, Driftwood. Service for four will cost you just $24.95. In Oneidacraft® DeLuxe Stainless: Chateau, Lasting Rose. Service for four, only $16.95.

Castle Services, Dept. AH-5, Box 111, Verona, N.Y. 13421.
Please send teaspoon in _____ pattern.
I enclose 25¢ in coin to cover mailing
Name _____ (PLEASE PRINT)
Address _____
OFFER VALID ONLY IN THE 50 UNITED STATES. EXPIRES SEPT. 1, 1964.

SOLID STAINLESS BY Oneida

COLONIAL BARN IS TRANSFORMED INTO A COUNTRY ESTATE

It takes a discerning eye to see the possibilities in a situation. For years people had been driving past this Connecticut farm without giving it a second glance. But one couple stopped to investigate and today, with their two children, they live in what was once the dilapidated barn. The wife, a painter, was attracted by the grouping of five buildings around the U-shaped farmyard. The placement of large and small masses, the interesting roof lines, and the rough-hewn texture gave the courtyard the sheltered feeling of the old-world farms of France and Denmark. The family also liked the relative seclusion of the pleasant, rural setting within easy reach of the town. There was an ancient apple *(continued)*

HOW TO BEAT THE HEAT ONCE AND FOR ALL

There's a man close by who can do more to help you beat the heat than anyone else in town. He is your Carrier Air Conditioning Dealer and all you have to do is call him.

When you do, he will come over and survey your home carefully. Then he can tell you the best way to air condition your house—and the cost. Give him a go-ahead, and he will install the equipment expertly.

There are many reasons why your Carrier Dealer is the man to call. For one thing, Carrier started the air conditioning industry and over the years developed the most complete line of equipment available.

This equipment is lower in price today than ever before and is backed by fine service. For Carrier and its dealers maintain the most experienced service organization in the business. And the largest—more than 12,000 men strong.

There is more Carrier air conditioning serving more people in more places throughout the world than any other make.

Because of all this, your Carrier Dealer has great confidence in the job he will do for you. Enough confidence to certify in writing the temperature and humidity conditions that will prevail in your home.

To beat the heat once and for all, call your Carrier Dealer. He is listed in the Yellow Pages.

Carrier *Air Conditioning Company*

(continued) orchard and cedar and hickory trees. But without careful planning, restoration of the barn would have been too exorbitant to consider. Renovations were two years in the planning. They avoided exceeding the estimated costs by deciding at the beginning what to do and not changing their minds. The basic structure was retained. A cantilevered deck was added outside the living room. The beams were raised to allow more headroom, which necessitated different length beams. The builder, who had worked on barns before, knew where to find additional beams to supplement those at hand and to replace damaged ones. The exterior siding was carefully removed and *(continued)*

BRENDA LAVATORY. Elegant oval shape—eliminates unsightly metal rim. Compact 20" x 16" size fits counter tops as narrow as 20".

SILETTE TOILET Low decorator silhouette—fits beautifully into any bathroom decor. Discreetly quiet flushing action.

ELJER "LIFETIME" FITTINGS. Bath and lavatory fittings and safety grab rail in gleaming golden hued polished brass.

SAMOA SUNKEN BATH. High fashion—available with rim 4" (shown), 6", or 8" above the floor in 5' or 5½' lengths.

Yes, you too can enjoy a dream bathroom... for one good economical reason

That reason is Eljer acid-resisting bathroom fixtures. Whether you build the most luxurious bathroom (and why not? It's the latest!) or the most modest, *Eljer's glamorous line includes products to accommodate just about any budget.* Eljer adds splendor to the most lavish surroundings. Eljer puts sparkle and luxury even in the most cramped quarters. Ask your contractor about Eljer bathroom fixtures or write for Eljer's colorful "Bathroom Ideas" booklet. The Murray Corporation of America, Eljer Plumbingware Division, Dept. AH, P.O. Box 836, Pittsburgh, Pennsylvania 15230.

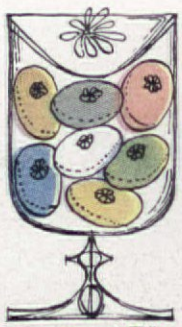

Visit Eljer's exhibit in the Better Living Building and also see Eljer fixtures in the Dorothy Draper Dream Home at the New York World's Fair.

ELJER

SINCE 1904 FINE PLUMBING FIXTURES

Choose from six beautiful permanent Eljer pastels and snowy white.

Photographer: Maris/Ezra Stoller Assoc. Designer: Jonathan L. Foot Builder: Pigott Associates Information: Alma McArdle

(continued) used for the interior. The roof was patched and new siding installed with bright-colored panels as accents. A smaller building became a studio with workshop below. Later it will be the guest house. The living room has a two-story ceiling with exposed framing. Open stairway of rough-hewn timbers leads to balcony hallway, visible from the main floor. There are four bedrooms, plenty of baths and closet space. The metal fireplace was custom-made. View above is looking from living room into dining area. Below left is a view from balcony near master bedroom. Notice, below right, the careful detailing in the walls. The old siding salvaged from the exterior is set in a frame, outlined with black background. The white door is treated the same way. Siding throughout the house is installed so it won't distract from wooden beams, but yet is not itself nondescript. The house is characterized by a very careful roughness of texture.

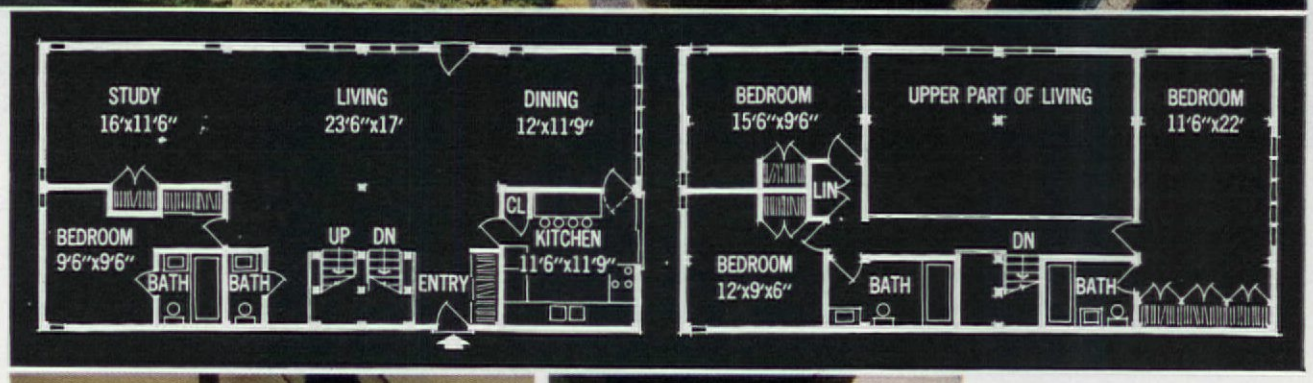

Why your dentist may recommend Crest at your next checkup

Your dentist would much rather prevent cavities than fill them. So, in addition to the care he gives your family at six-month checkups, he may give advice for daily care at home.

He may show you how to brush. He may say what you should—or shouldn't—eat for fewer cavities. And he may recommend Crest.

If your dentist does recommend Crest, consider it a tribute to your good sense. He realizes that you will use Crest as a part of a good dental program—not as a substitute for it.

As an expert on oral health—and a good friend besides—your dentist stands ready to help you make your dental-health program even better. For your family's sake, why not ask him about Crest at your next checkup?

"Crest has been shown to be an effective decay-preventive dentifrice that can be of significant value when used in a conscientiously applied program of oral hygiene and regular professional care."

Council on Dental Therapeutics
American Dental Association

©1963, The Procter & Gamble Company

WHAT YOU SHOULD KNOW ABOUT YOUR NEW HOUSE

It's sobering to consider that many people buy their new house with less basic information about its construction and maintenance than they would find printed on the label of any ready-to-wear garment they buy off the rack in any department store.

The label clearly specifies the style, size, color, lot, stock number, fiber content, recommended care, and the manufacturer. What comes with a house is often hardly more than the deed and a mortgage, which is little enough considering the size of the investment and its importance.

Usually the buyer is anxious to move in and thinks the prebuying inspection is all the preparation that is necessary. Later, he may wish he had asked for more information as he discovers that a house is not as easily replaced or repaired as the garment that, for lack of information, was ruined by laundering instead of dry cleaning.

Buyers of custom houses are in a better position to get this information when they are watching the house being built and consulting on materials and colors to be used, or even in purchasing the house after it has been completed, but while the builder is still in the vicinity.

But the buyer of a new house will have less use for the information than the owner of a "used home" who is likely to get involved in major or minor changes, additions, alterations, and repairs to make the house suit his needs. As the home passes from owner to owner, the source of indispensable information for these home-improvement projects becomes more and more remote, until it's almost impossible to track it down.

Having this basic information at hand at the beginning of a project can save grief later on, when it is discovered that the kitchen wall where you planned to install a pass-through to the dining room is full of hidden pipes. You have a choice of replastering and trying to match the paint to hide your mistake or you can get involved in relocating the plumbing. An ounce of advance information is worth more than a pound of hindsight.

By using the convenient listing in this article, you can definitely save time—and probably save some money, too—when you set out on a project.

And the list will be useful to a new owner if sometime in the future you decide to sell. Aside from the obvious utility of having the list for his own improvement projects, it can also give him a certain confidence that he is not buying a pig in a poke.

Here, then, are the ten most useful areas for you to begin your investigation of the house you live in—or are planning to live in. If you assemble all this information, you can be fairly certain that you won't come up against hidden pitfalls later on.

1. Location of underground service pipes. The information can be indicated on a simple diagram showing location of pipes, catch basins, connections to municipal mains, sanitary sewers, and storm drains. This simple precaution will prevent having to dig up your carefully nurtured lawn if you ever need to install more catch basins and tie in additional drainage with the existing underground facilities.

2. Location of underground wiring service, if any. Information to be indicated on a simple plan showing the wiring for outdoor lighting, detached garage lighting, garden and pool lights, etc. If any changes are made in the driveway or landscaping, or if a new tree is planted, you want to avoid accidentally ripping up wiring and adding an unexpected electrical repair bill to the expenses you had planned on.

3. Plumbing diagram. Should show all pipe runs and connections concealed in walls and beneath floors. This will facilitate alterations and repairs and also avoid costly damage to hidden pipes. People have been known to drill into water pipes when adding shelves to the kitchen wall.

4. Name of kitchen-cabinet contractor or name of cabinet manufacturer; style number and finish of cabinets and counter surfaces. Will simplify matching old and new if you decide to add more cabinets at a later date. This is much easier than getting only a near-match and having to paint *both* old and new to avoid a patchy look.

5. Schedule of standard millwork items, listing catalogue style number, other identifying information for doors, windows, any prefinished paneling or molding used, and name of local supplier. In case you make any additions or changes, the old woodwork will match the new. Trying to match woods and then going through the same process of collecting samples and brochures to track down a match for the wood finish can be annoying and time-consuming.

6. Schedule of paints and stains, listing all ready-mixed commercial brands used. You never know when you will want to do a touch-up job. Since manufacturers occasionally discontinue some colors, it may be wise to purchase, in advance, any materials which require matching while they are still available. They may not be available by the time you get around to doing the job and then you'll be out of luck.

7. Schedule of bathroom finishes listing manufacturer, style number, and color of wall and floor tiling. Occasionally a tile loosens and falls off when a new house settles. You should, of course, know where to get a replacement.

8. Schedule of resilient floor coverings, listing manufacturer, style, and color number, and local distributor. Popular patterns can be easily replaced if damage occurs, but unusual styles or colors may require a lot of tracking down if you don't have the manufacturer's description at hand.

9. Schedule of special hardware and light fixtures, listing sources for replacing parts. If you don't know where to get a replacement, you may be forced to junk the "almost useful" item and replace the whole thing. Advance knowledge easily prevents this needless expense. Be especially wary if the operation of anything depends on small, easily broken parts, as sliding door rollers, ceiling light fixtures, recessed light lens, etc.

10. Name of manufacturer, model number, serial number, for every item of mechanical equipment furnished with the house or installed by the builder; all guarantee papers, operating and maintenance manuals provided by the manufacturer, and name of service agent for each. Include in the above the furnace, water heater, wall oven, range, exhaust fan, dishwasher, garbage disposal unit, etc. This is especially important for new owners who have previously lived in apartments where all utility service and repair was provided by the owner of the building.

Often a little neglect results in enormous repair bills that extend to other furnishings that are damaged. For instance, if furnace filters are not cleaned at frequent intervals, the fuel bills increase and a dark greasy deposit forms on walls, carpet, curtains, and furniture. Fuel bills go down when the filter is replaced, but the owner still has the cleaning and repainting to take care of. This shouldn't happen: all manufacturers include operating manuals with mechanical equipment. Carelessly discarding it can be maddening if you're on the wrong end of the repair bill. Unfortunately, this last bit of information may be more difficult to locate, since it could have been discarded anywhere along the line without your knowledge. The workmen who installed the equipment may not have bothered to keep all the pamphlets that were provided with it. Or the first owner may have discarded them as soon as he saw the equipment was working properly or as soon as the original guarantee expired. Make sure you keep all papers for any equipment you install.

We provide this list as a guide to good household management. By gathering the information, you can avoid the high cost of negligence and oversight. Collect it *before* you need it. If you wait till you need the information, it may be unavailable at a crucial time or turn up too late. Don't take chances with unnecessary bills. THE END

Completely new cookware material by Alcoa. Gives the best cooking and cleaning qualities of both stainless steel and aluminum. Duranel cooks evenly because the outside is aluminum. Cleans easily because the inside is stainless steel. New styling. Beautiful modern lines. Covers, handles and knobs come in smart, easy-to-care-for bronze color. *Designed for low-heat cooking,* with little or no water. Cookwear that is a joy to use —a joy to display in your kitchen. Eight pieces in new Duranel available at great savings with Betty Crocker coupons from over 60 General Mills products. Including Gold Medal Wondra, Bisquick, Betty Crocker cake mixes, Big G cereals. Many others. *Start your set of Decor Cookware* with the introductory offer at right. No coupon required. Catalog will be sent with your order. Mail the order form today.

*Trademark of Aluminum Company of America (ALCOA). Crafted by Regal

GENERAL MILLS, Box 76, Minneapolis, Minn. 55440

I enclose $3.75 (check or money order preferred). Please send me my 1½ qt. Covered Saucepan in new Duranel.

GENERAL MILLS

Name _____

Address _____

City _____ *State* _____ *Zip Code* _____

Offer limited to U.S. only; expires July 15, 1964.

Keeping a home healthy is an all-year-round job. For some homeowners it's a snap, for others a difficult chore—the difference lies in *know-how*. If a simple home-maintenance or -repair job has you stumped, take advantage of our free advisory service. Address your question to: Home Maintenance Clinic, *The American Home*, 666 Fifth Avenue, New York, N.Y. 10019, and enclose a self-addressed stamped envelope. In reply (allow 3 to 4 weeks), you will get an expert's advice free-of-charge and your question may appear in this column.

Q—We've just added a new random-width pine floor in a hallway of our home. I'd like to know how to finish it so that it matches the dark brown stain color of the floors in the rest of the house.—Miss L.P., Wisconsin.

A—Whatever the color you desire, the method used to do this job isn't difficult although an exact duplication will be hard to obtain. The stain on the older floors of your home may be worn off to a degree, because of usage. However, I wouldn't be too concerned about this. You can get almost an exact match by being patient—and none but the most critical eye will notice the difference.

Buy a floor stain that you believe is close to the color of the existing stained floors. One way of determining this is to try the various stains out on a small piece of wood.

If you have a scrap piece of the pine used in your new floor, bring it with you to the store. If your dealer is like most other dealers—co-operative—he'll brush some of the stain you select onto the scrap wood. You can then take it home and compare it with the color of the floors. Don't do this with other than the same type of wood you intend to stain, since all woods absorb stain in a different manner giving different results.

If it isn't an exact match, buy a stain that's a trifle lighter. Don't buy one that's darker.

Before applying the stain, examine the floor carefully. Since it is new you probably won't have to undertake a sanding operation. If, however, you wanted to restain an old floor or one that has nicks and rough spots in it, sanding the floor with a power sander would be necessary.

Apply one coat of the stain and let it dry overnight. Check its color with the floors in the rest of your home. If it's not dark enough apply another coat and let that dry overnight. Keep doing this until the color is as dark, or nearly as dark, as the color of the other floors.

After the final coat of stain has dried, you should scuff it up a bit by rubbing it with some steel wool. Stain has a way of "raising" the wood grain, making it stand out. This might be acceptable or objectionable, depending on individual taste. If objectionable, the steel wool application will subdue the grain so it isn't prominent.

The final operation is to apply a finish coat to the floor. You can use a floor varnish with a high gloss or satin finish. Let this dry overnight and then apply a coating of paste or liquid floor wax.

Q—I just bought a home in which the bedrooms are finished with gypsum wallboard and wallpaper. I'd like to get rid of this paper and just repaint the wallboard. I've read many articles on how to do this job and all seem to suggest the same method, which sounds rather tedious. Is there an easy way?—J.S.B., Virginia.

A—The usual method of sponging and scraping wallpaper off *is* tedious and can also be harmful to the gypsum wallboard if you should happen to make a slip. Unfortunately, this is about the best method you can use unless you can rent a wallpaper steamer. Its steam softens the glue beneath the paper to a point where all you have to do is simply lift the paper off the wall. It eliminates the danger of nicking the wallboard with a scraping knife.

Wallpaper steamers can usually be rented from hardware or paint and wallpaper stores.

If you can't find one, you'll have to use the old method. Sponge the paper down with water to loosen the glue underneath. Be careful not to

Rid-Jid foldable in-or-out casuals go where the fun is!

Here's patio furniture with a talent: It folds flat for minimum storage and easy toting, yet opens up to casual elegance in minutes. Lacy and graceful, but made for real live people, with solid steel construction and weather-resistant finish. Shown: 42" round table with bracket for umbrella, $29.95; folding contour chairs, $10.95 each; settee, $34.95; 36" coffee table, $19.95; folding tea-cart, $29.95; adjustable stack chairs, $19.95 each; 30"x52" folding table, $24.95. See the complete line at your favorite department, furniture or patio store, or write for the name of your distributor.

Rid-Jid®

Only one quality, the best!

THE J. R. CLARK COMPANY Spring Park, Minn. • Reading, Pa.

use too much water, otherwise it will penetrate the paper surface of the wallboard as well as the wallpaper. If this surface paper is soaked too much, it can begin to loosen and the wallboard finish will be damaged.

When the wallpaper glue has softened, scrape the paper off the wall carefully with a putty knife, doing one small section at a time. If the wallboard is gashed, you will have to spackle it to renew the finish. Only time, patience, and care will produce a satisfactory job.

Q—The floor just inside our front door is common brick—the kind with the rough surface. Although our contractor applied a coat of sealer when the floor was installed, dirt has been ground into its pores and the brick is beginning to look drab. How can I clean it and then renew its appearance?—N.M.B., Virginia.

A—If washing the brick with a strong detergent won't work, try cleaning it with the gritty hand-cleaning solvent used by automobile mechanics. This can be purchased in a local auto-parts supply store and in many gasoline stations. You also need a bucket of water and some steel wool.

Wet the steel wool, apply some solvent to it, and then rub the brick until the dirt and drabness disappear.

Once the brick is cleaned, its color can be restored by brushing on a coating of raw linseed oil. Let the oil dry and then apply a thin coat of liquid floor wax, dabbing up the excess that settles into the roughened surface. The wax tends to protect the brick, keeping it clean for a maximum length of time. However, no product yet developed will keep brick clean indefinitely, so this operation will have to be made a part of your household cleaning. Once the ground-in dirt has been removed, it will be an easier process to maintain the brick in proper condition. THE END

SHOPPING INFORMATION

BRING THE SPRINGTIME INDOORS
Page 4: All containers—America House. Flowers—Netherlands Bulb Institute.

HOW TO GET CARRIED AWAY
Pages 48, 49: Fabric—Herman Miller.

SPRUCE-UP WITH SLIP COVERS
Pages 50-53: All fabrics—Everfast Fabrics. All furnishings—Lord & Taylor.

CRYSTAL-CLEAR THINKING
Pages 56, 57: All crystal—Fostoria, available at: **Arkansas:** Pfeifers of Arkansas, Little Rock. **California:** Weinstock Lubin, Sacramento. **Colorado:** Denver Dry Goods, Denver. **Connecticut:** G. Fox, Hartford. **Florida:** Ivey's of Jacksonville, Ivey's of Orlando. **Indiana:** George Wyman, South Bend. **Iowa:** Killian Co., Cedar Rapids. **Kansas:** Emery Bird Thayer, Kansas City. **Louisiana:** D. H. Holmes, New Orleans. **Maryland:** Hochschild, Kohn, Baltimore. **Massachusetts:** R. H. Stearns, Boston. **Michigan:** Paul Steketee, Grand Rapids. **Missouri:** Scruggs, V. & B., St. Louis. **Nebraska:** J. L. Brandeis, Omaha. **North Carolina:** J. B. Ivey, Charlotte. Ivey Taylor, Raleigh. **New York:** John G. Myers, Albany. Luckey Platt, Poughkeepsie. McCurdy & Co., Rochester. **Ohio:** Halle Bros., Cleveland. **Oklahoma:** Brown Dunkin, Tulsa. **Pennsylvania:** John Wanamaker, Philadelphia. **Tennessee:** Miller Bros., Chattanooga. Miller's Inc., Knoxville. **Texas:** Dillard's of Austin, Austin. **Virginia:** Miller & Rhoads, Richmond. **Utah:** Auerbach & Co., Salt Lake City. **Washington, D.C.:** Woodward & Lothrop. **Washington:** Spokane Dry Goods, Spokane. **Wisconsin:** T. A. Chapman, Milwaukee. Harry S. Manchester, Madison. All silver—Gorham.

GIVE A SHOWER
Pages 58, 59: Silver—James Robinson.

DELECTABLE ACCOMPANIMENTS
Pages 60, 61: Toys—F.A.O. Schwarz.

NEW LOOK TO A WELL-PLANNED KITCHEN
Pages 76, 77: Surface cooking top, oven—Hotpoint. Dishwasher—Waste King. Refrigerator—Revco. Wallpaper—Woodson. Toaster—oven—General Electric.

America's favorite garden glove. Kitten soft, yet long wearing. Miracle fabric repels dirt. Washable. Still just 98¢. Or pick a pair from the new Green Thumb family of smartly styled garden gloves: Light and airy Fancy Plants, adjustable wrist Petal Pushers, or new lanolin-treated Lambskin. 79¢ to $2. Look for them where you buy your lawn and garden supplies.

Edmont INC. COSHOCTON, OHIO

Like Walking on Pillows!

Dr Scholl's AIR-PILLO INSOLES
Give Luxurious Walking Ease

Air-Cushion your shoes for greater comfort!

This modern miracle of walking ease gratefully pillows, cushions your feet from toe to heel. Relieves painful callouses . . . gives mild support . . . eases pressure on nerves of feet . . . helps lessen strain of standing or walking . . . insulates feet against heat, cold. Sizes for men and women. Sold at all Drug, Shoe, Department, 5-10¢ Stores. Always insist on Dr. Scholl's Insoles!

Dr Scholl's AIR-PILLO INSOLES

The Original Reinforced Plastic Hose
SUPPLEX GARDEN HOSE
Lightweight can't crack, stays flexible
Supplex also makes all-vinyl, marine and rubber hose . . . triple tube sprinklers . . . washing machine and utility hose.

Good Housekeeping

When You Change Your Address

Please report both new and old addresses directly to The AMERICAN HOME Magazine five weeks before the change is to take effect. Copies that we address to your old address will not be delivered by the P.O. unless you pay them extra postage.

THE AMERICAN HOME
Independence Square, Philadelphia, Pa. 19105

SEND FOR YOUR Free! CATALOGUE NOW

FOR THE BEST QUALITY IN
- Hardy Hibiscus—Japanese Iris
- Daylilies—Tritomos—Dahlias
- Daisies—Asters—Violets
- Sempervivums—Phlox
- and many other popular items

M. Oliver Flower Farms
P.O. Box 407-6 Solvang, Calif.

How to Judge a School System

(continued from page 28)

which high schools provide college-level courses for their best students—"the most promising thing that has happened in American education in years." One reason for this accolade is that the program improves teaching and courses not only in high school but also in the lower grades.

For instance, at Brooklyn's Midwood High School when the AP course in English was started some years ago, 80 per cent of the class flunked the exam because of poor composition. The faculty was so shocked that it launched a program, not just in the senior class but in all three grades, to improve matters. Soon the junior high schools from which Midwood draws were being encouraged to do the same thing. In recent years, as a result, 90 per cent of Midwood's AP candidates have been passing the English finals.

Unfortunately, for one poor reason or another, many high schools still do not offer Advanced Placement or comparable honors courses. But most of the "great" schools do. For example last year 156 students in Evanston (Illinois) High School took AP examinations in 11 subjects. Ninety-eight students in Walnut Hills High School, Cincinnati, took exams in ten subjects. Sixty-five students in Newton High School, Newtonville, Massachusetts, took exams in six subjects.

There are other questions which you might ask about a school system:

Does it provide an individualized program for each student? All authorities agree that this is an extremely important question; but happily, most modern school systems can answer yes.

How extensive is the foreign language program? Language needn't be taught in grade school, but a high school student should be able to get three or four years of a language.

How much time is devoted to English composition? Conant believes that in the last four years of school, half the total time devoted to English should be taken up with composition.

Does the school system encourage and enable teachers to take summer refresher courses and year-long sabbaticals in order to broaden their knowledge of the subjects they teach? For instance, has any local high-school teacher even applied for a full-year John Hay Fellowship in the humanities? How many have participated in summer science workshops?

Questions such as these, however, help only to enlarge or sharpen the picture of a school system. If you have already received satisfactory answers to the questions previously posed, you can be sure that the school system under study can, and very probably will, do a first-class job of educating your children. THE END

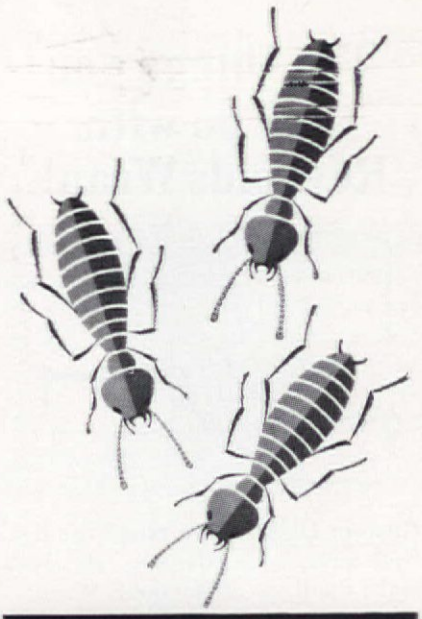

STOP TERMITES



before they damage your home

It costs far less to protect your home than it does to repair the costly damage of termites. The first step is to look in your phone book for Terminix (or Bruce-Terminix) and call for a thorough inspection of your property and reliable recommendations. If you have termites, Terminix will stop their attack and guarantee against future damage up to $5000. Special low-cost protection for homes under construction or termite-free homes. For literature, write Terminix Division, E. L. Bruce Co., Memphis 1, Tenn.

BRUCE TERMINIX®

NATIONWIDE, LOCALLY OWNED TERMITE PROTECTION AND PEST CONTROL SERVICE

The things you can do with Reynolds Wrap!®

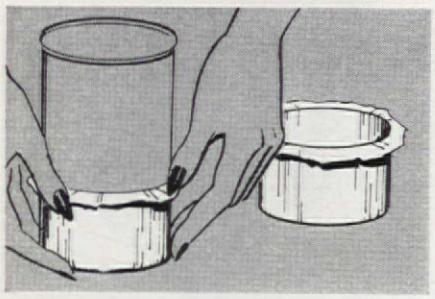

Custom Dishes: For party candies, fruit tarts, frozen desserts, etc. Just make them out of Reynolds Wrap... shape foil around can or tumbler.

Face Wiper: Keep a damp sponge wrapped in foil in your car's glove compartment. For sticky hands... also for the windshield.

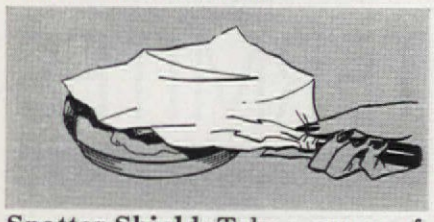

Spatter Shield: Take a square of foil, mold one end around pan handle, let the rest project over pan.

Hot Plates: When you're short of hot plate mats, wrap a magazine in Reynolds Wrap.

Ironing Board: Reynolds Wrap under the cover will speed the job and prevent scorching.

Pan Liners: Line broiler pans, baking pans and casseroles with Reynolds Wrap. Save scouring.

Pan Lid: For that lidless pan, shape a cover out of Reynolds Wrap. Crimped around edge, it makes a tight closure.

Paint Brushes: Wrap paint brushes to keep them soft between jobs. Also line paint-roller tray. Throw away liner when job is done.

Pot Knobs: When pot with wooden knob has to go into oven, wrap knob in several thicknesses of foil.

Curtain Rods: Fit small pieces of foil over rod ends to make curtains slide on easier, avoid snagging.

...All This and 1,001 More Uses with versatile Reynolds Wrap, the aluminum foil that's oven-tempered for flexible strength.

THE TERRIBLE TERMITES

The mere mention of the word "termites" strikes terror in the hearts of many home owners. In fact, it is not unusual for real estate values to drop suddenly after a rumor that one house on the block is infested.

Although termite damage can be extensive and is widespread—it exists in every state of the union except Alaska—it is actually no cause for such alarm. Using modern methods and chemicals, combating termites is far easier than rumor would have it. Despite what you may have heard, termites can be controlled. Here's what you should know if you suspect a termite invasion of your home.

First of all, don't confuse the termite with the common winged ant. They seem similar at first glance but you can tell them apart. Ants have wings of unequal length, a pinched-in waistline and are usually brown, red, or yellow in body color. Termites have a dark brown or black straight body and wings of equal length.

The most obvious sign of termite infestation is the appearance, during the spring months, of a swarm of these insects near the house. These winged termites emerge every spring from existing colonies in the ground, or infested areas of the house, to search out new feeding grounds. Wherever they settle, they shed their wings and establish new colonies. Even if you should see these termites swarming about, don't panic. Serious termite damage, if you have it, takes years to develop, not weeks or months.

You can detect the presence of termites in two other ways. A close inspection of the foundation on the outside, or inside the crawl space or basement, may reveal pencil-shaped tunnels extending from the ground up to the sill or other wood parts. Subterranean termites require contact with damp soil in order to survive and build their nests. They use these tunnels as highways to their source of food which is wood. Once they get to the wood, they burrow inside it, gradually eating away the interior. The voids they leave weaken the lumber and, in advanced stages, the wood member may become a hollow shell.

The absence of tunnels is not always an indication of the absence of termites. Often, the termites gain access to the house by means of wood steps, wood posts, or other wood parts that are in direct contact with the ground. As a further check for termites, prod the sills and other wood members close to the ground with an ice pick or other pointed tool. If termites have done their work, the pick will reveal voids beneath the surface.

If you detect the presence of termites, call in several termite-control contractors for their opinions and estimates. Modern methods of control will prevent the return of termites to the ground and block further invasion from the ground for a period of three to six years. Repeated inspections and treatments, if necessary, are a part of the control program.

The proper treatment involves saturating the soil around the foundation, under floor slabs, and at every point where termites can enter, with chemicals that form a toxic barrier. Chlordane, Dieldrin, Lindane, and Aldrin, diluted in water or oil, are a few of the chemicals that are used. The water emulsion is not harmful to shrubs and plants but the oil is.

There are two methods of treating infested soil. The first is to dig a trench next to the foundation, all around the house, and saturate this trench with chemical. As the soil is replaced in the trench, it too should be saturated with the chemical. The second method involves the use of a long hollow probe and does not require trenching. The probe is inserted into the soil every six inches or so around the foundation and the chemical is injected under air pressure.

In severe cases it is necessary to get at the soil beneath concrete floors. Holes must be drilled through the slab so that the chemical can be injected into the soil. In addition, if the foundation wall is constructed of concrete block, holes are drilled into each line of blocks so that the chemical can be poured into the block cavities. Wood structural members, and occasionally sill and sole plates, are sometimes impregnated with the chemical. This is not a spray job. The chemical is injected under high pressure. The extent to which all of these precautions are taken will, of course, depend upon the degree of infestation. For this reason, it's a professional job and the selection of a reputable contractor to undertake the work is all-important.

Charges by termite-control firms vary with the size and style of house and with the degree of infestation. Reliable operators inspect a house and quote a price that allows them to do all the necessary work (which might include setting wood supports on concrete pads, breaking ground contact on door frames, and replacing damaged structural members) and to use enough chemicals.

Reputable termite operators often guarantee their work, but it may take several years to determine whether treatment has been successful. And since no operator can guarantee that treatment will prevent further dam-

mom, what'll i do now?

It's not so much a question as it is a call for help. When they're aged 4 to 10, they become bored quickly, need new worlds to conquer every half hour.

Oh, to have the time and patience to channel their energies and develop them along constructive lines!

We propose a yearly subscription to *JACK and JILL*, a magazine *just* for boys and girls from four-to-ten. It's a magazine of big and little adventures, animated with sparkling words and pictures, full of things to color and cut out, puzzles and games, stories of fact, fiction and fancy . . . and specifically designed to capture that amazing little mind . . . to coax him into learning to think, reason and read whether he knows it or not!

That's quite a month-ful. And our editors like to think they do it every issue. Surely you *must* know a youngster worth the investment of 33 cents a month. One who wants his own name on a magazine that comes in the mail. Write down the name on coupon provided and mail to *JACK and JILL* today.

$3.95 . . . That's exactly all it costs for a whole year.

JACK and JILL DEPT. T-955
INDEPENDENCE SQUARE, PHILA., PA. 19105

*Please enter subscription for*_____*year(s).*

*send to:*_____

*street*_____

*city*_____*state*_____*zip code*_____

*sign my gift card*_____

☐ *bill me* ☐ *payment enclosed*

*order sent by:*_____

*street*_____

*city*_____*state*_____*zip code*_____

Prices for **JACK and JILL** *Subscriptions* (U.S. and Canada)
1 YR. $3.95 2 YRS. $6.95 3 YRS. $9.95
Each Additional Year $3

JACK and JILL

age by termites, find out if the guarantee offers reinspections and additional treatments.

The house should be reinspected at regular intervals (usually a minimum of 12 months) so that soil can be retreated where termites have successfully breached the chemical barrier. This is a simple process.

One large nationally advertised termite-control service offers a protection plan that calls for annual inspection of the house, and treatment if necessary. This *service contract* includes responsibility for repairs and/or replacement of any termite damage to the home or its contents up to $5000. Since no home can be made absolutely termiteproof, many home owners consider this a good buy.

Many used-home buyers now demand a termite-clearance certificate. Such certificates are issued by reputable termite-control firms after a thorough inspection of the building has found it free of termites. The inspection fee (about $15) may be paid either by the buyer or by the seller.

The Fake Exterminator. Unfortunately, many home owners are bilked out of substantial sums each year by fake exterminators who use a variety of schemes to gain business. One home owner was approached by a representative of a termite-control company, who offered to make a free inspection after pointing out that many nearby houses had been infested. The man went under the house, returned shortly with a boardful of insects, and said the house was near collapse. He recommended immediate treatment, with the price depending on "the number of gallons of spray I have to use." The home owner gave him the go-ahead, and was swindled out of $550. The spray was worthless. As noted above, ethical termite operators figure their charges on many factors. The least part of the charge is the cost of chemicals. Reputable operators also submit a written work proposal stating probable hidden damage, recommended structural alterations, and details of operations to be performed inside and outside the building.

You should also beware of the operator who promises to "exterminate" the termites. Reputable operators can *control* termites, that is, cut off their travel between soil and wood. Extermination is impossible. Termite nests are extensive and go deep into the soil. If the infested section is made uninhabitable to termites, they shift their attack to unprotected areas.

A note of caution: gyp operators often guarantee their work. So don't take this as a sure sign you are dealing with a reputable company.

Before signing anything, check on the firm's reputation by telephoning the local Better Business Bureau, Chamber of Commerce, or county agricultural agent. Get estimates from other termite-control companies. Fake operators, of course, object to your checking on them or getting other estimates, so they exaggerate the damage and may lead you to believe your house will collapse immediately.

Even if your home is severely infested, you still have time to investigate the man who's to do the work.

The main thing to remember is not to be panicked into a quick decision. A proper inspection and treatment program will probably keep damage to the home at a minimum. THE END

No. I don't want another what's-its-name. I want a Kirsch rod.

Never had a traverse rod snarl back at me before. Don't intend to have it happen again either.

So I'll just take this back and go on over to my Kirsch drapery hardware dealer's and get myself a rod that works. This monster? My son-in-law got it for me. Said he wanted to surprise me. Did, too.

"Why, Horace," I said, "this isn't a Kirsch rod." "Same thing," Horace said. Turned out the store he happened to be in doesn't carry Kirsch, and the clerk told him their line was just as good. Nobody but Horace would fall for a line like that. Heavens, there's always a Kirsch dealer nearby.

He learned his lesson, though. And I gave him my Kirsch "Guide to Window Beauty" to make sure he remembers. That's some book, that is. 96 pages of decorating ideas. Proves you can do anything with a window. Anything.

Sure you can get one. Just mail 25¢ and the coupon, and they'll send the book. After Kirsch drapery hardware, it's the year's best buy.

KIRSCH COMPANY, 158 Prospect
Sturgis, Michigan
I'd like to know a little more about Kirsch and a lot more about window decorating.
Here's twenty-five cents (25c). Please send book.

Name_____
Address_____
City_____ State_____ ZIP_____

Kirsch
DRAPERY HARDWARE

WE INTRODUCE
Colonial Scented Soap Patties

Ten or twenty colorful Soap Patties wrapped in cellophane and gift boxed. Available in our most popular fragrances.

Pack of 10 – $.60 each. Six for $3.00
Pack of 20 – $1.10 each. Five for $5.00

Free catalogue - PRICES POSTPAID, U.S.A. add 25c for West Coast

Jack and Jane Hicks

The Carolina Soap & Candle Makers
Southern Pines, North Carolina

Famous
Madison Ladder Back
FULLY ASSEMBLED

Faithful copy of the original Ladder Back chair that played such a prominent role in bygone days. Reflecting all the charm of its era, the Madison still blends beautifully in any setting... from the White House to **your** house. Of specially selected hardwood, it is carefully hand made to last for **generations.** Hand-woven seat of fibre rush in Colonial 4-point pattern.

Seat 18" high 17" w. x 14" d. height 43"

Unfinished ash, smoothly sanded, ready to paint, stain, wax or oil..... **$10.45**
Natural finished ash (blonde)..... **11.45**
Birch—finished in Maple, Mahogany, Walnut, Cherry, Pine or Black Lacquer..... **13.95**

Minimum order TWO. 10% discount on six.
For matching Arm Chair add $4.00 to above prices.
Direct from our workshop to you.
Quick delivery. Express charges collect.
Send check or money order. Satisfaction guaranteed.

Jeff Elliot Craftsmen
Dept. A54, STATESVILLE, NORTH CAROLINA

America's Favorite Pattern . . .
BLUE ONION

ELECTRIFIED BREWMASTER—Centuries old favorite pattern adorns this wonderful 4-cup brewmaster! Fully guaranteed heating element brings water to rapid boil. Complete with cord. **$3.50**
CERAMIC MUGS—Fill out your Meissen collection, pretty up your table. Adds a delectable flavor to coffee, soup or milk. Set of 6 only **$3.95**
MATCHING TABLE MATS—Blue Onion pattern on white foam rubber back place mats 16½" x 10½". Set of 8, **$8.95.** Set of 4, **$4.95**
All prices postpaid.
Write for FREE catalog.
SETH and JED
Dept. A-5 New Marlborough, Mass.

OUTDOOR GARDEN POOL $3.98

Beautify your garden with this exciting, one-piece sunken garden pool for sparkling goldfish and delicate water lilies. Molded of one water tight piece of aqua colored Polypropolen. Needs no plumbing. This easily installed, lightweight portable pool is sensational when surrounded by flowers, shrubs or garden plants. Use singly or in groups for aquatic display. Artistically kidney shaped, ideal garden size (3'5" x 2'3" x 8" deep at ground level), has recessed water lily pot to hold 1 to 3 bulbs. $3.98 complete or 2 for $7.65. Water Lily Bulb (Nymphaea Odorata) free with each pool. If C.O.D. postage extra. Cash orders add 50c shipped ppd. Be satisfied on inspection or return in 10 days for purchase price refund. From:

MICHIGAN BULB CO.
Dept. BP-1402 Grand Rapids Michigan 49502

CUPOLAS WEATHERVANES

Send today for our FREE CATALOG illustrating, with prices, many styles and sizes of cupolas and hundreds of unique weathervane designs.

Cupolas from $18.50 to $394.00. Weathervanes from $7.75 to $275.00

CAPE COD CUPOLA CO.
Dept. AH-24
No. Dartmouth, Mass.

GARDEN MARKER

THE KISS OF THE SUN FOR PARDON
THE SONG OF THE BIRDS FOR MIRTH
ONE IS NEARER GOD'S HEART
IN A GARDEN
THAN ANYWHERE ELSE ON EARTH

Loveliest Gift for a Gardener...

A thoughtfully different gift every gardener will cherish. A gift that will be appreciated now and always. Cast aluminum plaque with raised letters. Finished in black with letters hand painted in gold or white. Measures 9" x 14", stands 24" high. Send us your gift list. We mail your gift promptly and will enclose gift card for you.

$7.50 ppd.

This distinctive plaque is now available with a gardener's prayer verse and many other favorite verses. Send 10c for booklet of special plaques and other beautiful gifts for the gardener
MOULTRIE MFG. CO., DEPT. AH, MOULTRIE, GA.

FATHER'S DAY SPECIAL
Baby's First Shoes
BRONZE PLATED IN SOLID METAL
Only **$3.99** a pair

COMMENDED by PARENTS' MAGAZINE

Limited time only! Baby's precious shoes gorgeously plated in SOLID METAL for only $3.99 pair. Don't confuse this offer of genuine lifetime BRONZE-PLATING with painted imitations. 100% Money-back guarantee. Also all-metal Portrait Stands (shown above), ashtrays, bookends, TV lamps at great savings. Thrillingly beautiful. The perfect Gift for Dad or Grandparents. SEND NO MONEY! Rush name and address today for full details, money-saving certificate and handy mailing sack. WRITE TODAY!

AMERICAN BRONZING CO.
Box 6504-C Bexley, Ohio

CURTAIN CHARM
WITH BALL FRINGE ON UNBLEACHED MUSLIN

20", 25", 30", 36", 40" long **3.00**
(2 pair to window 6.00)
45", 54", 63", 72" long **4.50**
81", 90" long **6.00**
all types 80" wide per pair
Matching Valance 9"x80" **1.50**
All Prices Postpaid

For years clever New England housewives have made these charming UNBLEACHED MUSLIN curtains for every room in the house. Now you can buy them direct with all the orignal simplicity, warmth and hand-made look. Practical, long-wearing, these unusually attractive curtains of off-white muslin with matching color ball fringe retain their crisp appearance with a minimum of care. Also available in bleached white muslin for $1 more per pair. Valance, 50 more. *Satisfaction guaranteed. No COD's please. Send check or money order. Write for illustrated brochure showing other curtains, dust ruffles and pillow shams in bleached and unbleached muslin as well as the burlap, floral prints, calico ruffles, organdy, Osnaburg and bedspread fringe*

COUNTRY CURTAINS
STOCKBRIDGE, MASS. DEPT. 35

SHOP YOUR AMERICAN HOME



MEMENTO of 1964–1965, the World's Fair, could be a charm bracelet. From the silver-plated bracelet hang six charms of the same metal: the Heliport, General Motors Building, Unisphere, General Electric Building, and two New York City symbols, the Statue of Liberty and Empire State Building. $3 complete. Jamaica, AH5, 50 Delancey St., New York, N.Y.

BANISH DISORDER in bathroom, dressing room, and closet with the sturdy metal cherub hooks finished in bright gold. Each small cupid holds two hooks, which will prove wonderfully convenient for holding towels, robes, belts, and bags. These are charming appointments for the nursery too. $1 for one; $2.75 for three. Vernon, AH5, 30 Evans, New Rochelle, N.Y.

IN THE ROUND, the cigarette table adapted from a Chippendale favorite, is perfect to stand beside a comfortable chair. Made of fine mahogany finished in a natural light brown, it is ornamented with a pierced solid brass gallery which is practical as well as decorative. 16" in diameter, it is 22½" high. $37.50. Express collect. Newcomb Reproductions, Dept. AH5, Durham, N.C.

A GOOD GROUP to hang on the wall is the set of Early American military figures. Executed in gay colors on white ceramic tile, each is mounted on red burlap and framed in wide mellow pine. Dragoon and Colonel are 7 x 10". $5.45 for one picture. Three soldiers in historic uniforms measures 9" square. $7.45. From Medford Products, AH5, 752 Fulton St., Farmingdale, N.Y.

MATCH MAKING? If you're looking for accessory pieces to match your Blue Willow dinnerware, be sure to order the salt and pepper shakers (each 5" high). $2.20 the set. A graceful gravy boat with separate oval tray holds 5 ounces. Tray is 6½" long. $1.75. The four pieces are white china decorated in blue. Order from The Added Touch, Dept. AH5, Bryn Mawr, Pa.

Order merchandise from the Market Place by sending your check or money order to the company mentioned. Unless otherwise stated,

ANN Mc LAUGHLIN

MARKET PLACE

DIFFERENT APPROACH. For a decorative effect, use the grandfather's clock thermometer in place of the unornamental weather thermometer. The precision mechanism is set into an attractive 9″ case made of aluminum finished in wood color or in black lacquer. 2½″ wide, the weather instrument can be hung in almost any room. $1.98. Crescent Hse., AH5, Box 21, Plainview, N.Y.

PATRIOTIC NOTE. The spread eagle is a symbol of American liberty. It is an ideal decoration to use in rooms furnished in the Early American manner. 33″ in width, it is molded of *vacucel*, a sturdy lightweight plastic. Finish is antique gold. Shield of state is in red, white, and blue. Impervious to weather. $4.98 plus 55c post. Hobi, Department AH5, Flushing 52, N.Y.

HANG THE LANTERN on patio or terrace or in an entrance hall. Copied from an antique Spanish fixture, it is made of metal and decorated with lacelike filigree. Glazed glass sides protect the candle flame. Lantern may be electrified if desired. 14″ high by 8″ wide, it is an easy lamp to install. Black or bronze finish. $6. Old Pueblo Traders, Dept. AH5, Tucson, Ariz.

THE WATER BROOM is the newest appliance for washing the siding on the house, sidewalk, driveway, patio, lawn, or fence. The lightweight metal handle is 37″ long and is easy to attach to the garden hose. Special spray head gives a wide fan of water which quickly chases dirt, leaves, or grass. $2.98. Order from Walter Drake, Dept. AH5, Drake Building, Colorado Springs, Colo.

REFEREE SHIRT designed for the large man will make him look slick as a whistle and feel cucumber cool on the hottest day. Four inches longer than standard in the body, it is made of fine cotton boldly striped in navy and white or in bottle green and white. Sizes M, L, XL and XXL. $4.95 each; $9.75 for two. King Size, Department AH5, 6164 Forest St., Brockton, Mass.

the postage is included in the price. Anything that is not personalized may be returned within seven days for a full refund.

If you can thread a needle

YOU CAN LEARN TO PAINT ROSES

in just eight, beautifully shaded, triple-tone strokes

Even If You Never Painted Before!



You'll be amazed at your own hidden abilities when you discover the patterns, short cuts, and techniques used by the experts. In just a few lessons you'll find that flowers and fruit, cupids and bows, birds and butterflies will come alive under your brush. You'll be able to turn shabby discards into lovely, useful gifts or decorative accessories. A coffee can becomes a conversation piece, a rusty antique becomes a work of art. It's easy . . . and it's fun!

Unique Teaching Method

No special skill or training in art is needed. Simple step-by-step instructions — easier than needlepoint or crewel — produce lovely and useful gift items. Even if you "can't draw a straight line" you can learn the time-saving methods used by professional gift decorators. To find out how you can build an independent income, have peace of mind, satisfaction, win praise and admiration from this most rewarding of arts, write for our free color illustrated brochure.

DECORATIVE ARTS INSTITUTE

DRAWER 7088 A4 WICHITA, KANSAS 67201

WALK ON AIR MOCCASINS! Light, bouncy foam crepe soles, choice leather. Over 223 sizes in stock. Guaranteed! Red, White, Smoke, Taffytan, Black. Women's full & half sizes 3 to 13, AAAAAA to EEE. $6.98 postpaid. COD's accepted.

MOCCASIN-CRAFT 65-AF Mulberry St., Lynn, Mass.

1000 Name & Address Labels $1

ANY 3 DIFFERENT ORDERS $2 ppd.

Sensational bargain! Your name and address handsomely printed on 1000 finest quality gummed labels. Padded—packed with **FREE,** useful Plastic **GIFT BOX.** Use them on stationery, checks, books, cards, records, etc. *Beautifully printed* on finest quality gummed paper—*1000 only $1.* **SPECIAL—SAVE MONEY! ANY 3 DIFFERENT ORDERS $2.** Makes an ideal gift. *Satisfaction guaranteed* or your money back.

TIME-SAVER LABELS

501 Jasperson Bldg., Culver City 1, California.

AUTOMATIC SEAT BELT ROLL-UP — $1.98 Pair

No more clumsy tangles to straighten out before you start up! This clever reel attaches in seconds to your seat belts, keeps them neat until ready for use. It automatically rolls up the straps against the seat . . . and both ends pull out at a touch for instant use. Trigger-quick retractor is simple to install. Get a pair for each passenger! *Satisfaction or your money back!* SEAT BELT ROLL-UP PAIR, $1.98. Two Pairs, $3.88. Postpaid. **Sunset House, 678 Sunset Building, Beverly Hills, Calif.**

Needle-point Seat Covers

IMPORTED FROM BELGIUM

Replace those old, worn-out seat covers, today! Foam-backed seat covers in choice loomed needlepoint give the "quality" touch to any room in the house. A lovely new floral pattern on beige or black background. 19½″ square—can be cut to size.

ea. **2.99** set of four 11.49

(Postage. E. of Miss. 45c; W. of Miss., La., Fla. 68c)

seat covers 23″ square 3.99 each

Here's How Co., Inc. Dept. AH-43, 15 West 26 St., New York, N.Y. 1001

750 CHARMS IN THIS
FREE
Charm & Treasure
CATALOG

14K SOLID GOLD and STERLING SILVER CHARMS at direct-to-you prices

To have and to hold "those precious moments" are now at hand, brought to mind by cherished charms and miniatures that tell a story all your own.

★ All Charms Shown Actual Size
★ Prices Include Federal Tax & Postage
★ Money Back Guarantee (Unless Personalized)

☐ **Graduation Cap**—A real "mortarboard"—with dangling tassle. **14K Solid Gold..$10.50 Sterling Silver.. 3.00**

☐ **Map**—of any state or U.S. possession, foreign countries. Enameled on **14K Solid Gold $7.75 Sterling Silver 1.75**

☐ **Bridesmaid**—A charming keepsake of that important day. **14K Solid Gold..$20.00 Sterling Silver.. 4.00**

☐ **College Pennants**—for any of 600 colleges. Enameled colors. **14K Solid Gold $6.00 Sterling Silver 1.50**

Please send me charms checked above in
☐ 14K SOLID GOLD
☐ STERLING SILVER
☐ FREE CATALOG
☐ 50¢ CATALOG

Charm & Treasure inc.
Dept. A54, 1201 AVENUE OF AMERICAS, N.Y. 36, N.Y.

SPECIAL OFFER! Send only 50c in cash or stamps and you'll receive the huge 9x12, 144 page, all-inclusive 7500 charm catalog. A must for all collectors of charms.

I enclose check or money order for total $.....
NAME.....
ADDRESS.....

Engraving on any charm—10¢ per letter or number. Please print inscription clearly. Enclose with order

FREE Kodacolor FILM

8 Exposure Roll Developed & Enlarged Plus Free . . . FRESH ROLL KODACOLOR FILM only **$2.00**

12 Exposure Roll Developed & Enlarged Plus Free . . . FRESH ROLL KODACOLOR FILM only **$2.50**

TRIAL OFFER from sizes 620-127 -120 only. Full credit for negatives not printed. Return this ad with exposed film (1 trial roll only) and remittance—or send postcard for film mailers and complete price list.

Black & White 8 OR 12 EXPOSURE FILM DEVELOPED & ENLARGED Plus Free KODAK FILM . . . only **60¢**

Send Film to Your Nearest Lab.

BELL COLOR LABS
- General P.O. Box 1000 N • New York 1, N.Y.
- Main P.O. Box 3132 R • St. Paul, Minn.
- Box 2526T • Jacksonville 3, Florida.
- Box 5114 V • Dallas 22, Texas.

FRANKLIN STOVES
"Made from the original patterns."

Inexpensive to operate and comfortable to use. These stoves lend enchantment to interiors, old and new. Provides more heat and all the cheer of an open fireplace. Charcoal broiling-cooking convenience. Supplied in stove black finish and gleaming porcelain enamel. Also manufacturers of cast iron, modern and old ranges, stoves and furnaces. Send for information. Write Dept. "AH".

PORTLAND STOVE FOUNDRY CO., Portland, Maine



NON-SWIMMERS SWIM INSTANTLY

Yes, now, you too can swim like a fish the easy, safe way — FAST — and join the water fun. New, unique, 4 oz. device, 1/25" thin, worn HIDDEN under reg. bathing suit or swim trunks, floats you at ease with little effort, is comfortable all day. No more fear of deep water, adjust, buoyancy makes anyone unsinkable. Poor swimmers look like champions, nonswimmers swim quickly and easily. Order your original, invisible "SWIM-EZY"® today, lasts for years. Made in U.S. pats. pend. Send only $7.95 ppd. plus 32c tax in Calif. 10 day trial guar. STATE WAIST SIZE and SEX. Airmail add 42c. Beware of poor imitations. SWIM-EZY Mfr., 2245 N. Lake Ave., Dept. A-362; Altadena, Calif. 91001.

CLOTHES HAMPER
FINELY FINISHED OR IN KIT



Delightfully new—practical and so beautifully styled. Imagine the clothes hamper—now a beautiful piece of furniture. Especially for bedroom where laundry collects. Compact and slim for bath, hallway—kitchen, laundry, etc. Handsome as bedside or occasional table. For sewing, knitting or rug making materials. Enormous capacity. Louvered ventilation three sides. In finest quality. Of pine in mellow honey tone or lovely maple finish. 26" H x 23" W x 13" D. Only **$24.95.** *Express Charges Collect.*
COMPLETE KIT for easy assembly. Pre-fitted, drilled, sanded, ready to finish. Louvers all assembled. Simple instructions. **$16.95** *Ppd. Add 5% west of Miss.*
Beautiful Free Catalog—700 items—Complete or Kits

Not Sold in Stores
Money-Back Guarantee

YIELD HOUSE
Dept. A5-4, North Conway, N. H.



If Your Child is a Poor Reader

See how *The Sound Way to Easy Reading* can help him to read and spell better in a few weeks. New home-tutoring course *drills* your child in phonics with records and cards. Easy to use. University tests and parents' reports show children gain up to *full year's grade* in reading skill in 6 weeks. Write today for your free illustrated folder and low price.

Bremner-Davis Phonics, Dept. X-4, Wilmette, Ill.

Early American Kitchen Set
Only $6.95
Add 50c for Post.

Add this set of six cast iron plaques to your kitchen of today. This whisper of classical Americana will bespeak your sense of drama in interior decor. Includes coffee grinders, a rolling pin, butter churn, kettle and bellows. 6 x 9" high in black, burnt orange or turquoise.

Send check or m/o. Visit Our Factory Showrooms!
MANCHESTER INDUSTRIES, INC.
Dep't A564, 365 Sunrise Hw'y. Freeport, L.I., N.Y

The BASK-ETTE Cover

- Sophisticated striped slipcovers to pep-up and preserve basket chairs. Snap-on washable sailcloth that completely envelops chair 27" to 32" diameter.
- Choose black/white, red/white turquoise/white or pink/white

$4.95 ppd.

also available: **terry cloth cover** . . . front only with elastic rim. White, yellow, green or orange $3.95 ppd

free catalog

Patio
1672 old skokie rd. dept. a44 highland park, ill.

SLIDES DOORS SHUT
Automagically

Who shuts the sliding glass or screen door after you when your hands are full? After the kids when they just plain forget? Not **who** . . . but **what** . . . and the answer is Sli-Clo, revolutionary new automatic sliding door closer. Opens easily . . . closes smoothly. Helps keep sliding door on track! Easy to install . . . do it yourself by following enclosed simple instructions. Postpaid, just $12.95. Money back guarantee.

Sli-Clo Division of
McGraw Mfg. & Distributing Co.
1489 So. Broadway, Denver, Colo. 80210

A BAD CORNER can become a most attractive niche with a handsome and useful corner chair. A hard-to-find piece of furniture, it is made of maple finished in walnut, mahogany, maple, and red, black, or green lacquer. Seat is made of hand-woven fiber rush. Over-all height: 29½"; $37.50 express collect. Order from Casual Crafts, Department AH5, Statesville, N.C.

FAIREST FEATURE on the wall of almost any room will be the chanticleer pin-up lamp. Besides being good looking it is a perfect reading lamp. Wall bracket is black-finished wrought iron. Eagle decoration is finished in antique gold and 8" diameter shade is translucent parchment paper. $6.95 plus 50c postage. Meadowbrook Ind., AH5, 2268 Bellmore Ave., Bellmore, N.Y.

PRESSING PROBLEMS such as how to keep freshly ironed clothes free of creases are solved by the ironing-board valet. It's a sturdy metal bracket which clamps to the ironing board, holds twenty garments, and folds when not in use. Plated with steel, it is rust- and snag-proof. $1.95 plus 25c postage. Crown Craft Products, AH5, 3 Mt. Hope Place, New York 3, N.Y.

SPARK UP the breakfast table by serving the jam or marmalade in a crystal serving piece. About 5¾" in diameter, it comes with a chromium-plated holder and spoon. Soap suds and water keep the three pieces shining. Use it for relishes, candies, or nuts too. Attractively priced at $1.69 in a pretty gift box. Croydon Silversmiths, AH5, 805 Lexington Ave., New York, N.Y.

TEMPER THE WIND on the dining terrace with tall hurricane shades on matching candlesticks. Crystal ones made of clear, old-fashioned wavy glass come in two parts for easy cleaning. Stick base holds standard-size candles. Overall height of shade and stick is 9¾". $4.50 the pair (four pieces). 6" ivory spiral candles are 50c pr. Sturbridge, AH5, Sturbridge, Mass.



PROTECT CHILDREN from disastrous accidents by keeping medicines, insecticides and poisonous sprays in the Medicine Safe. Made of heavy steel with a baked enamel finish, it is designed to hang on a wall. Place it out of reach of prying hands. To open, two springs must be released (easy for Dad or Mother). 13x10x5". $7.95. Nor-gee, Dept. AH5, 4042 Walden, Lancaster, N.Y.

A GREEN THUMB is easily acquired with Sudbury Laboratory Horticultural Soil Test Kit. The welded steel chest has a front opening for easy access to soil-testing solutions. With these you can test for humus, nitrogen, phosphate, potash, and lime. Even house plants will benefit from the use of this kit. $15.95. Sudbury, Dept. AH5, Box 2100, Sudbury, Mass.

BAD MARKS on wooden furniture can be easily and simply masked with the Almond Stick. A convenient aid made of wax and stain, it is a sensible help to keep near at hand. When a scratch or mar appears on any piece of furniture, apply a bit for camouflage. Available in walnut, oak, or mahogany stain. $1.25, from Barclay Distributors, AH4, 170–30 Jamaica Avenue, Jamaica, N.Y.

IN THE SPRING the kite season comes into its own. To delight any boy or man have the Big Eagle ready to launch. Made of sturdy vinyl and using aerospace principles, it takes off in five seconds with the greatest of ease. 33" long, it will climb, zoom, and streak across the sky like a bird. $1.25 for one; $2.00 for a pair. Empire, AH4, 140 Marbledale Road, Tuckahoe, N.Y.

DELICIOUS SCENT to perfume the closets and to annihilate the destructive moths is a special product of Carolina Soap & Candle Co. The aerosol can holds 6 ounces of spray in a choice of six delightful scents: bayberry, magnolia, potpourri, lemon verbena, sandalwood, or lavender. $1.75 for one can; $5 for three. Carolina Soap & Candle Co., Dept. AH5, Southern Pines, N.C.

GRIFFINS AND DOLPHINS give a classic air to the cast-iron compote which will add charm to table or sideboard. Finished in black, it has a lacelike feeling and graceful line which will add a dramatic background to a mound of colorful fresh or fake fruit. About 8½" in diameter, it is 3" high. $3 for one. Miles Kimball, Department AH5, 126 Bond St., Oshkosh, Wis.



TAKE A FIRM STAND made of white tilelike plastic and attach it to the bathroom wall. The self-adhesive back will hold it to any surface: tile, plaster, wood, or glass. 8" wide, it will hold four toothbrushes, a tumbler, cake of soap, and a nail brush. Wipes clean with a damp cloth. $1 for one rack. Order from Sunset House, Dept. AH5, 71 Sunset Building, Beverly Hills, Calif.

THE MOST UNIQUE FABRIC SERVICE IN THE WHOLE WIDE WORLD!

ALL FOR ONLY $2 for a FULL year! OVER 400 Swatches

Every 2 weeks throughout the year you will receive 16 fabric swatches gathered from all over the globe!

A recent presentation, for instance, offers hand woven cottons from INDIA, pure silks from the ORIENT, the finest cottons from SWITZERLAND, FRANCE and ITALY . . . as well as many exclusive fabrics from AMERICA'S finest mills! And all at LOWEST IN THE COUNTRY PRICES!

With each fabric purchase receive a SURPRISE GIFT BONUS of fresh, new fabrics, FREE, or take a 10% DISCOUNT as preferred. There is no obligation whatever, to buy.

UNCONDITIONAL MONEY-BACK GUARANTEE. NO TIME LIMIT!

FABRICS 'ROUND THE WORLD, Inc. AH-54
270 West 38th Street, New York 18, N.Y.
☐ $2.00 enclosed for full year's membership
NAME.....
ADDRESS.....
CITY.....STATE.....
(SORRY, NO CANADA OR FOREIGN)

FOUR SEASONS SAMPLER

For a pleasant pastime, cross-stitch this charming sampler. Symbols of Summer, Autumn, Winter, and Spring are stamped on fine Belgian oyster linen. You receive complete kit with colorful floss, 11½" x 14" brown wood frame, and easy instructions. $2.95

PLEASE ADD 25c POSTAGE
Pa. Res. Add 5% Sales Tax. Sorry No COD's
VICTORIA GIFTS Dept. 509, Bryn Mawr, Pa.

RATTAN PLATE HOLDERS

Hong Kong imports! Set of 4 for $1.50

Place wobbly paper plates on these holders woven of smart Hong Kong rattan. Even plates piled high with goodies stay firm 'til the last bite is eaten! Rinse, use over and over. 9½" diam. Fine for cookouts, patio suppers. Set of 4. Set $1.50. 3 sets $3.98. Plus 35¢ ship. Dept. 405

Foster House
6523 Galena Road, Peoria, Illinois
Write for FREE Gift Catalog

EARLY AMERICAN JOHNNY SEAT

An original creation. Striking Brass Eagle adorns cover. Decorative, hand rubbed pine finish captures beauty of wood grains. Perfect match to any bath. Of molded wood, jointless, seamless (one piece construction). Has wipe-clean finish. Cannot crack, chip, peel, or warp. Complete with break-proof matching hinges, cover fits all units.

Only $8.95 plus 50c pp & hdlg.

Send check or M.O. Satisfaction Guaranteed
CRESCENT HOUSE | Dept. AH-54 135 Central Park Road Plainview, L.I., N.Y.

ANTIQUE GOLDEN BRASS KEYS

Use these keys to the Kingdom as a paper weight; a charming wall grouping of all 3, hang one near the front door as a reminder to lock all doors. Use your imagination as a guide. Sculptured solid metal keys are authentically detailed, 5" high, and are beautifully plated in antique gold brass.

$1.25 each
$2.95 for all 3 postpaid.
LILLIAN VERNON, Dept. AH5, 30 Evans St. New Rochelle, N. Y.

EAGLE MAGNETS

Magic magnets attached to the back of polished brass spread eagles hold memos, recipes, or incoming and outgoing letters against any metal surface such as the refrigerator, stove, or car dashboard. Decorative, practical, make nice gifts.

Set of 2 for $1.00 plus 10c postage
Visit our Early American showroom. Send 10¢ for Early American catalogue.
MEDFORD PRODUCTS, Dept. AH-5, 752 Fulton St. Farmingdale, N.Y.

500 PRINTED NAME & ADDRESS LABELS — 50¢

Rich Gold Trim — Free Plastic Box

Start using the new ZIP code numbers on your return address labels. ANY name, address and ZIP code beautifully printed in black on crisp white gummed paper with rich gold trim. Up to 4 lines. 2" long. Set of 500 labels in plastic gift box, just 50c. postpaid. Fast service. Money-back guarantee. If you don't know the correct Zip code number, just add 10c per set and we will look it up for any address. Same fast service. Send for free catalog.

Walter Drake & Sons
405-3 Drake Bldg.
Colorado Springs, Colo. 80901
Send for Free Catalogue

Sneakers and Casuals for . . . BIG OR TALL MEN!

Sizes 10 to 16 AAA to EEE

$4.95 AND UP

• 43 shoe styles; dress, sport, work
• PLUS extra long sport, dress shirts, McGregor jackets, cabana sets, robes
• 100% guaranteed sold by mail only

send for free 36 page full color catalog

KING-SIZE Inc.
1154 Forest St.
Brockton, Mass.

ELECTRIC BUG KILLER

$195 One Unit Sufficient For An Average Size Home

KILLS Flying Moths • Flies • Mosquitoes • Silverfish • Gnats • Spiders • Wasps • Centipedes • Exposed Ants & Roaches. (Insect need not come in contact with unit)

Clean, Electric Lindane Bug Killer controls, kills insects—actually fumigates 1500 cubic foot area. Uses no more current than an electric clock. Guaranteed mechanically for 10 years. Multiple units also ideal for business and commercial use. Complete with package of 10 Lindane Tablets. UL approved cord and plug.

Electric Bug Killer & 10 Tablets ..... $1.95 ppd.
2 Electric Bug Killers & 20 Tablets ..... $3.89 ppd.
40 Extra Lindane Tablets ..... 79¢ ppd.

Send check or money order.
Satisfaction guaranteed or money refunded

SPENCER GIFTS D-37 Spencer Bldg. Atlantic City, N. J. 08404

Proved HOME PLANS to fit your Dream at less cost!



This big home-planners library can be your means to the home of your dreams. Over 1200 practical, cost-saving plans by America's leading home designers. Each book shows exterior views, floor layouts, interior features, many in full color. Complete blueprints available. Save over $1000 when you build. Order your plan book now, postpaid.

- ☐ 110 COLONIALS TO CONTEMPORARIES $1
- ☐ 225 FAMILY ROOM HOMES $1
- ☐ 111 SPLIT-LEVEL & HILLSIDE HOMES $1
- ☐ 320 NEW TREND HOMES $1
- ☐ 85 MULTIPLE FAMILY HOMES $1
- ☐ 100 SPECIALLY SELECTED HOMES $1
- ☐ 223 BLOCK MASONRY HOMES $1
- ☐ SPECIAL—80 HOLIDAY HOMES $1.50

SAVE $2 for any 3 BOOKS (does not include Holiday Homes)

HOME BUILDING PLAN SERVICE
Studio A, 2454 N.E. Sandy Blvd., Portland 12, Oregon

Finest Value **IRIS** 7 FAMOUS VARIETIES $2 ($4.20 VALUE)

7 Glorious "Rainbow" Colors!

Huge price cuts on popular perennials. Save 52% on hardy, easily-grown Iris! Lovelier each year. 1 each red, white, purple, yellow, pink, blue & multi-colored. If labeled, would be $4.20 to $7.00! **Order Now—All 7, Only $2.00** plus 35c packaging and handling. Send check or M.O. for $2.35. (No C.O.D.) This special offer ends Aug. 1. New 72 page color catalog of Peonies, Iris & Daylilies FREE with order. Or send 50c for catalog only.

GILBERT H. WILD & SON, INC.
Dept. AH-54 Sarcoxie, Mo.

"WE WILL NEVER COMPROMISE QUALITY FOR PRICE" . . . . . Allen J. Wild

NOW! COLOR THAT REALLY LASTS ON CONCRETE

KEMIKO
PERMANENT CONCRETE STAIN

Kemiko is the permanent concrete color stain that will not chip, peel, or fade. Easy to apply. Ideal for walks, porches, patios, pool decks and driveways. Available in decorator colors as beautiful and permanent as the Grand Canyon itself. Kemiko has been the choice of leading architects for 30 years.

FREE COLOR BROCHURE
Ideas for color conditioning your concrete—indoors and out.

ROHLOFF & COMPANY - Dept. 1A
918 N. Western, Hollywood 29, Cal.

TITANIA

the most BRILLIANT jewel stone on Earth!—says the READER'S DIGEST about this amazing

MAN-MADE MIRACLE!

Unset "Titania" jewels, 1 to 5 carats, for your own rings, brooches, etc. Per carat ONLY $12*

1 carat "Titania" Solitaire set in a beautiful 14 kt. gold mounting. Complete ONLY $27*

1 carat "Titania" set in a Masculine box style 14 kt. mounting. Complete ONLY $35*

Write for FREE HANDY RING SIZE CHART & 48 PAGE FULL COLOR JEWELRY CATALOG.

*All prices plus 10% Federal Tax

REGENT LAPIDARY CO. 10 Day Money-Back Guarantee
Dept. AH-14 511 East 12 St. New York 9, N. Y.

HAMPER HELPER

Sort your laundry just once into sturdy, muslin bags. Bag slips off with ease from strong tubular steel stand to allow emptying load into washing machine. Clothes are all presorted. Ideal for Laundermat. Add-on feature: Get one, two, three or more units: they all fit together. Have convenient **HAMPER HELPER** units in closets, bedrooms, baths—anyplace where soiled clothing accumulates. Size per unit—30" x 8" x 13". **$3.49** per unit; 3 units, **$9.95** (plus 35c per unit for postage and handling). Send check or money order—no C.O.D.'s please.

3 Unit Combination

PARAMCO, INC., Dept. A
Park Rapids Minnesota

BURN TRASH SAFELY OUTDOORS

Fire Dept. App'd

2 bu. cap. $14.95
3 bu. cap. $18.95
6—10—15—20 bu. sizes available.

Burn household and yard refuse safely outdoors in any weather without watching. Scientific draft design ends neighbor annoyances of sooty fly ash, smoke, smell. Will burn damp, green material to fine ash. Made of aluminum bonded to steel. World's finest. Sent postpaid with money back guarantee. Add $2.00 W. of Denver.

ALSTO CO., Dept. AH-5, 4007 Detroit Ave., Cleveland 13, Ohio

Amazing Music Discovery

Has You Playing Real Music First Time You Try!

Now famous home study Course lets you play real music first time you try. Start with simple melodies. Soon play ALL the top songs on your favorite instrument. Low Cost. Teach yourself as 1,250,000 others did. Request FREE BOOK from **U.S. School of Music, Studio 1795, Port Washington, N. Y. 11050.** (*Est. 1898*) No obligation; no salesman will call. *Licensed by N. Y. State Dept. of Education.* Tear this out.

SHOULD YOU BUY A SWIMMING POOL?

NEW POOL HANDBOOK ANSWERS YOUR QUESTIONS — ONLY 25¢

Will a full-size pool fit on your lot? Where? What about sun, wind, privacy? Which type cracks? Which corrodes? Which is easiest to maintain? Why are we sure Spartan Galvanized Steel Pools are the best buy today? You'll find it all in this beautiful new, three-color, illustrated Handbook. Send 25¢ in stamps or coin today for your copy.

Spartan pools
Dept. AH, 60 Jacobus Ave., So. Kearny, N. J.

CENTER OF ATTENTION. Fill this wooden compote with fresh or fake fruit, with lovely arrangements of leaves and flowers and show it off on the dinner table, a commode, or the mantel. The walnut-finished wood is decorated with a wooden rooster accented in black. About 7" high, it is modestly priced at $5.95. Bancroft's, Department AH5, 251 East Fifth Street, St. Paul, Minn.

COFFEE, ANYONE? An attractive accessory to have near at hand is the instant-coffee cart made of clear crystal and solid brass. Cover, base, three wheels, and handle are made of gleaming brass which needs little care. Removable glass bowl holds generous amount of coffee. A brass measuring spoon fits on the cover. $4.95. Wild's, AH5, 436 Latham Rd., Mineola, N.Y.

CIRCA 1800. To display a small arrangement of flowers, use the charming *finger vase*. It is faithfully copied from a rare antique and is made of white glazed ceramic, hand-decorated with tiny blue blossoms and blue scallops. Flowers can be grouped gracefully in this small unusual container. $1.85 for one. Order from Old Guilford Forge, Dept. AH5, Old Guilford, Conn.

NEVER TOO SOON to start collecting unusual drawings. For the nursery set imaginative animal prints are gay and inexpensive. These look charming hung in pairs or groups. The bright colors delight the youngsters and adults alike. Each measures 12x16". $2.98 each; $5.00 the pair. Order from The Gingerbread House, Department AH5, 300 Scotch Plains, Westfield, N.J.

No More Foot Misery with Pedi-Mold Insoles

Arch-supporting insole relieves fatigue, aching feet. Expertly modeled to shape of foot, exclusive construction adds spring to each step. Circulation is increased, muscles strengthened. Bunion discomfort disappears due to recessed ball area, cushioned metatarsals. Flexible arch, cupped out heel. Soft foam rubber, won't flatten out. Specify shoe size, width, high heels or flats; men or women. **$3.00** pair; 2 for $5.70 ppd. NYC residents add 4% sales tax.

Pedi-Mold of N. Y. Dept. A-5
505 Fifth Ave. New York 17, N.Y.

NEW AUTOMATIC HAIR REMOVER

SAFELY REMOVES UNWANTED HAIR FOREVER!

PERMA TWEEZ—revolutionary new home electrolysis invention granted U.S. patents! **ONLY** automatic instrument with special patented safety feature that will destroy hair root **without** puncturing skin! Remove unwanted face, body hairs **permanently** with easy-to-use "tweezer-like" **PERMA TWEEZ!** Positive results without complicated controls or wires. $14.95 ppd. Send check or M. O. 14 day money back guarantee.

GENERAL MEDICAL CO., Dept. A-7
7906 Santa Monica Blvd. Hollywood 46, Calif.

SUPER *photo bargains*

25 WALLET PHOTOS (plus FREE 5x7 Enl.) or 2 8x10 ENLARGEMENTS or 4 5x7 ENLARGEMENTS — YOUR CHOICE $1

Finest double weight portrait paper. Send any photo or neg. (ret.)

Add 25¢ per selection for postage and handling

Any enlargement hand-colored in oil, 50c extra
State color of eyes, hair and clothes

QUALITY VALUES, Dept. 709-P
NEW ROCHELLE, N.Y. 10804

IF YOU WOULD LIKE TO FIND OUT HOW TO PLACE AN ADVERTISEMENT IN THE AMERICAN HOME MARKET PLACE, WRITE:

AMERICAN HOME MAGAZINE, DEPARTMENT MP
300 PARK AVENUE, NEW YORK 22, NEW YORK

35TH PRESIDENT. The medal of John Fitzgerald Kennedy is designed to wear on a charm bracelet or a necklace. It is handsome cast in either sterling silver or in 14K gold. ¾″ in diameter ($2.95); 15/16″ ($4.50); 1⅛″ ($5.95). All in sterling. In 14K gold these sizes cost $10.95, $17.95, and $24.95. Charm & Treasure, AH5, 1201 Avenue of Americas, New York, N.Y.



NEAR AT HAND. Avoid clutter in the bathroom with a comb rack. Designed to hold four combs, it is made of sturdy white plastic which looks like spanking white tile. Easy to clean, it comes marked in black with four names. A self-adhesive back holds it permanently to the wall. $1.50 complete with four strong combs. Crown Craft, AH5, 3 Mt. Hope Place, New York, N.Y.

AMERICANA. Husbands and sons will be delighted with a gift of historic reproductions. Dramatic black lettering is printed on colored paper: red, green, gray, yellow, blue, and white. Narrow black frames emphasize the type. Sold in groups of six, the framed handbills range in size from 6x7″ to 9x19″. $9.95 the set. Manchester Ind., Dept. AH5, 365 West Sunrise, Freeport, N.Y.

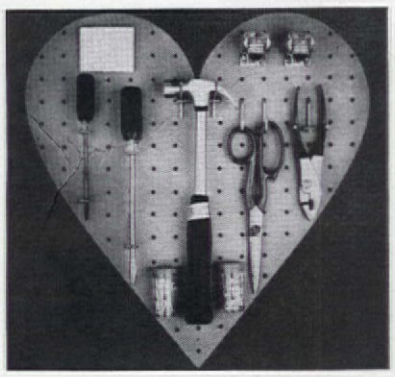

ALL THUMBS? To make minor odd jobs around the house easier for the little woman, give her a romantic-looking tool kit. The pegboard is heart shaped and holds five fine tools: chrome-plated hammer with rubber grip, standard screwdriver, Phillips screwdriver, pliers, and scissors. Tacks, screws, and fuses are included too. $7.95. Modern Design, AH5, Box 35, Signal Mt., Tenn.

CERAMIC WALL PLAQUE HAND-PAINTED

You'll love this original, beautifully hand-painted ceramic tile framed in the everlasting beauty of California redwood hand rubbed to a soft velvet-tone walnut finish. Size: 9″ diameter.

Prompt delivery. **$5.95** Postage prepaid.

Send check or money order. No C.O.D.'s

STUART HOUSE
Box 220, Route 1 Flemington, N. J.

YOU'LL DISPLAY YOUR FLAG PROUDLY... with this beautifully designed historical and patriotic emblem. Cast aluminum, durable black satin finish, 6″ x 9″ American Eagle flag-holder attaches in seconds to any home. Appropriate with any type architecture, early American, modern, contemporary, etc.

Only $4.25 postpaid. Add 75c for antique gold finish. Send check or money order to

THE COPPERSMITH
209 Princeton Ave.
Stratford, N. J. 08084

KOIN-KETCH
35¢ ea.
3 for $1.00
Postage included

Why get out of the bathtub to pay the newsboy. Drop coins in top and convenient holder dispenses them at a touch. Heavily plated steel. Easily installed between main and screen doors. Nails included.

RIGGS COMPANY Mulberry, Indiana

FRIED MARBLE KIT!

Easy-Exciting-Exotic! Follow simple instructions for a beautiful array of iridescence. Specify either Ham. Gold or Rhodium Silver necklace and earrings. Pick marble color wanted— crystal, ruby, azure, topaz or emerald. For Fun or Profit Order Kit Today.

$1.00 POSTPAID
Parts Catalog 10c

HOBBIART, INC., PO BOX 702A, NEWARK, DELAWARE

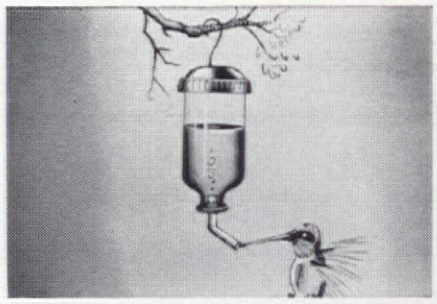

Hummingbird Feeder $1.00

Don't let these colorful little fellows pass your yard to seek a home elsewhere. Attract them with a special feeder. Watch them feed, hanging in the air, flying backwards, feathers glinting in the sun. Just fill the red feeder with sugar water and hang anywhere. Birds guard their own feeder . . . the more feeders, the more birds. Money-back guarantee. Hummingbird Feeder, 2-oz. size, $1.00; 3 for $2.79; big 4-oz. size, $1.39. Postpaid. **Walter Drake, 405-15 Drake Bldg., Colorado Springs, Colo. 80901.** Send for free catalog.

ORDER A SET OF 4 HENNESSY BRANDY SNIFTERS DIRECT FROM FRANCE

Yours! Four crystal-clear snifters shipped to you direct from Cognac, France for only $2! Enjoy them to the fullest with Hennessy, the name that means the most in cognac brandy.

Hennessy, Dept. 7-S
P.O. Box 63-F, Mt. Vernon, New York

I have enclosed $2 for 4 Hennessy Brandy Snifters described in this offer.

Name_____
Address_____
City_____ Zone____ State_____

NOTE: Sorry, this offer is limited to one set per person. Offer good in U.S.A. only.

84 Proof | Schieffelin & Co., N.Y.

Protect Plants from Pet Damage

Your prized evergreens, beautiful flowers and lovely lawns are safe from dogs, cats and other animals when you guard them with Chaperone.

Why risk ruined flowers, burned evergreens, soiled lawns, when a flick of your finger and Chaperone's magic spray keep marauders where they belong?

Spray your garbage can, outdoor furniture, porch, anywhere pets are a bother. Harmless, humane, invisible. Has faint fresh air scent people don't notice, but animals detest. Lasts for weeks—rain or shine.

(Indoor Chaperone protects chairs, beds, sofas, rugs.)

Order long-lasting **Outdoor** or **Indoor Chaperone** $1 in handy aerosol spray mist can, postpaid only
Giant Economy-size Chaperone **$1.59**

Special Offer: 2 Giant aerosols postpaid for **$3**
(Your choice of 2 of a kind or 1 of each. No limit)

Money-Back Guarantee. *Send $1 bills at our risk.*
CHAPERONE, Box 1315, Sudbury, Mass.

ACTOR-DIRECTOR **JOSE FERRER SAYS:**

"SLEEP LEARNING MAKES ADDITIONAL DETAIL STUDY TIME AVAILABLE!"

The educational value of our new sleep learning techniques has proven immensely effective for "stars" and laymen, students, teachers and professionals, salesmen, executives and housewives. All agree that this is an exciting new way to learn Languages, Vocabulary, Formulas, Study Material, Sales Presentations, Memory Development, Habit and Personality Improvement, etc. What's more—you learn while you sleep. You make productive use of your sleeping hours without losing your rest.

'Research Bulletins' FREE!

If you are genuinely interested in learning how to make productive use of your sleepng hours, then send us your name and address. We'll send you a fascinating compilation of "Research Bulletins" that include studies on language, memory, habits, self-improvement, weight and smoking control, etc. These bulletins are yours absolutely free! No cost or obligation and no salesperson will phone or call.

S.D.R.F. Dept. A-18, 104 E. 40 St., N.Y. 16, N.Y.

don't miss fabulous
PIERRE the POODLE
made from plastic bags . . .
directions FREE with your subscription to

Pack·o·Fun®

The nation's only scrapcraft magazine crammed with ideas for making hundreds of other fantastic items like PIERRE, THE POODLE. All of PACK-O-FUN'S 10 exciting issues each year show you how to convert cost-free scraps and throw-aways into FAVORS, GIFTS, TOYS, GAMES, BAZAAR ITEMS, KNICK-KNACKS, PLACE CARDS, HOUSEHOLD ITEMS and DECORATIONS, plus SKITS and STUNTS.

PACK-O-FUN is edited specifically for HOBBY CRAFTERS, TEACHERS, DEN MOTHERS, GROUP LEADERS, CHURCH WORKERS, THERAPISTS and ENTIRE FAMILIES.

FREE big HOW-TO-DO-IT BOOK

if you subscribe to PACK-O-FUN . . . 1 year only **$3**

PACK-O-FUN, Dept. 1454, Park Ridge, Illinois
My check is enclosed for the following PACK-O-FUN Subscription:
_____ 1 year, $3.00 _____ 3 years, $7.00 (A $2.00 Saving)
Please include my FREE copy of "365 Ideas" and instructions on Pierre the Poodle.

Name_____
Address_____
City_____ Zone____ State_____

Early American
GLASS & TOOTHBRUSH HOLDER

The right touch for the Early American bathroom is this eagle bracket designed to hold a tumbler and four toothbrushes. Made of wrought iron and finished in flat black, it has a graceful eagle decoration. A welcome house gift for a bride or weekend hostess. 4½″ high. $1.98 plus 25¢ postage. Send 10¢ for Early American Bathroom Catalog. Visit our showroom.

HARRISON PRODUCTS
752 Fulton Street
AH-5A, Farmingdale, N. Y.

CEDAR LOG CABIN

Log cabin for junior cowboys or as a dream house for junior misses. Made of split cedar logs. All wood. Will last for years. Comes preassembled in six sections and can be put together in minutes. Can also be used as utility shed. 4′ x 5′ x 5½′ high, **only $21.95.** 5′ x 7′ x 6½′ high. $42.95 (with shutters and door, $59.95). Prices F.O.B. Camden, New Jersey.

"Over 145,000 shipped throughout the 50 states."

CEDAR PRODUCTS
Dept. AH-5, Box 84 North Baldwin, New York

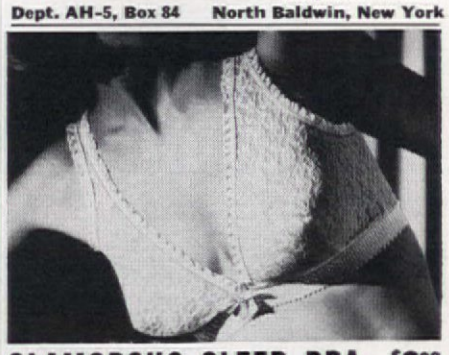

GLAMOROUS SLEEP BRA—$2.98

Dainty s-t-r-e-t-c-h lace Bra gives you dreamy bedtime comfort . . . provides gentle all-over support so you sleep or relax at ease. Slips on or off simply, with front snap-fastener. Wear it under your nightie, or with sleep shorts. Great with lounge and sport fashions. Comes in 2 sizes, 2 colors. Specify black or white, A&B or C&D Cup. *Money-back guar.!* SLEEP BRA, $2.98 postpaid. Order from **Sunset House, 678 Sunset Building, Beverly Hills, Calif.**

HOW'S THE WATER IN YOUR HOUSE?

Clean and Clear?

A boy gulping a quick, cool drink takes it pretty much for granted. Like most of us. Whether running a hot bath or doing the family wash, we seldom think much about water.

But A. O. Smith does.

At A. O. Smith, years of research and testing, plus careful quality control go into each product to assure you plenty of hot water, clean water, clear water, soft water. Even hot water heating that's always comfortable. The water in your house is the business of A. O. Smith Consumer Products, Kankakee, Illinois.



automatic softener

Aristocrat water heater

hydronic boiler

A.O. Smith

WATER TO LIVE WITH . . . PERMAGLAS® WATER HEATERS . . . SOFTENERS
HYDRONIC BOILERS . . . SWIMMING POOL HEATERS

©A. O. Smith, 1964

HOW TO put last year's outfits into this year's fashion picture...

America's favorite—the finest dye money can buy!

RIT Orange
RIT Cocoa Brown

RIT Evening Blue
RIT Kelly Green

RIT Yellow
RIT Tan

RIT Rose Pink
RIT Purple

Dye them with RIT!

It's easy in your washer. No boiling! No stirring! No streaking!

If you've never dyed with RIT you haven't lived! No other dye—only RIT—has all these 3 essentials: 1) More dyeing power. 2) True color balance. 3) Quick dissolving right in hot tap water. More dyeing power means fresher, richer colors to delight any little girl's eye.

RIT Pink
RIT Scarlet

RIT Forest Green
RIT Tan

RIT Coral
RIT Coral

RIT Orchid
RIT Royal Blue

RIT Cocoa Brown
RIT Cocoa Brown

RIT Light Blue
RIT Peacock Blue

RIT Yellow
RIT Golden Brown

RIT Fuchsia
RIT Rose Pink

RIT's true color balance means you get the shade you want for all dyeable fabrics—cottons, linens, woolens and most synthetics. Prove it to yourself. Coordinate a costume in high fashion shades picked from a palette of 35 enchanting RIT colors—ranging from soft and serene to deep and vibrant.

RIT is quick dissolving. No boiling. No blotching. No streaking. You dye big bulky things in your washer, smaller ones in your basin. Today, do a little girl's blouse or jumper. Tomorrow, instead of paying dollars for a new outfit, dye last year's favorite for only dimes.

Dyeing with RIT® is fast, fun . . . almost foolproof!

Does anyone on your street have the white one yet?

Pardon us, but we *do* make a perfectly wonderful coffee-maker. It's the one on the left . . . in stainless steel with rich, glossy black trim.

Fully automatic, it brews a cup a minute of marvelous coffee and keeps it hot. The open spout means easy pouring; easy cleaning, too, because it won't trap bitter oils and residues. And you can dunk the entire coffee-maker without a worry. Families who live with it every day just love it.

Still, we've had a mild but steady clamor. It wasn't a complaint, but a question. People kept asking, "Why not make it white?"

"Most people like the black one," we said. "We might not have the volume in white for mass production," we said. "We might have to price it higher and then nobody would buy it."

So we made the white one anyway. It's the one on the right.

It makes wonderful coffee . . . the same as the black one. It *does* cost a few pennies more. But now you do have a choice.

We don't think you'll have trouble finding a black Presto on your street but, if you hurry, you still might be first with the white one. And *that* might be quite a kick!

PRESTO® The Pressure Cooker People © N.P.I.I., 1963
NATIONAL PRESTO INDUSTRIES, INC., EAU CLAIRE, WIS.

Presto small appliances selected exclusively for Coble Home, House of Good Taste, N. Y. World's Fair.