THE AMERICAN HOME

PROPERTY OF THE LIBRARY OF THE
JUL 24 1961
WOMAN'S COLLEGE
UNIVERSITY OF NORTH CAROLINA

August 35¢



GET MORE SPACE BY REMODELING—24 pages of pictures and plans

New way to dry flowers for arrangements

Home canning made simple

Kit for an original "Sampler Clock"

Style 86542. Use a Tessera Corlon floor in any room—upstairs, ground level, downstairs. Tessera and Corlon are trademarks of the Armstrong Cork Company.

A room comes to life when the floor is Tessera Vinyl Corlon. Furnishings are enhanced by its gentle colorings and intriguing texture. Tessera is one of the famous Armstrong VINYL FLOORS

For a free sample of Tessera, write Armstrong, 6108 Pine St., Lancaster, Pa. In Canada, Dept. 81-B, Box 919, Montreal, P.Q.

Washes a big 12-lb. load truly clean!

12 pounds of wash in one load! That's 20% more than previous models. This new General Electric washer does in 4 loads what many others take 5 or even 6 loads to do. Saves you time, work, water and detergent.

And every piece gets truly clean—thanks to a powerful new motor, new Activator® and new, quick, gentle wash action. 3 water levels for small, medium or big 12-pound loads. Fits like a built-in, flat against the wall. See it now at your General Electric dealer. General Electric Co., Appliance Park, Louisville 1, Ky.

New General Electric 1961 Filter-Flo® Washer

gets bigger-than-ever loads cleaner than ever—gives big capacity PLUS new, more efficient washing action. The famous Filter-Flo Washing System leaves no lint-fuzz on clothes.

Model WA-1050V





Progress Is Our Most Important Product

GENERAL ELECTRIC

How much is a child's comfort worth?

On hot, humid nights, cool comfort for a child is almost priceless. And for her family, too.

Yet surprisingly enough, only $900 will add Carrier central cooling to the adequate forced air heating system of an average three-bedroom home.

Does $900 sound low? It is. Carrier residential air conditioning is one of the few quality products that have come down in price in recent years. Today summer comfort is within reach of millions of home-owners.

But comfort is only part of the story. Everyone eats better. There are fewer allergy reactions. Rooms stay cleaner. Entertaining is easier. And you'll get more for your house if someday you decide to sell.

Carrier central air conditioning systems are in more homes today than any other make. Your nearby Carrier dealer can give you the exact cost. He's listed in the Yellow Pages of your telephone directory. Carrier Air Conditioning Company, Syracuse, New York.

Carrier ***Air Conditioning Company***

AUGUST 1961 / VOL. LXIV, NO. 8

THE AMERICAN HOME

A Curtis Publication

JOHN MACK CARTER
Editor

MARION M. MAYER
Executive Editor

WILLIAM M. LANYON
Managing Editor

WILLIAM R. BOWMAN
Art Director

LESLIE R. FORESTER
Copy Director

ROBERT W. HOUSEMAN
Home Furnishings and Decorating Editor

JUNE M. TOWNE
Food Editor

HUBBARD H. COBB
Building Editor

VIRGINIA T. HABEEB
Home Equipment Editor

THEODORE A. WESTON
Garden Editor

JIM LISTON
Midwest Editor

DOROTHY L. BRIGHTBILL
Home Projects Editor

HELEN DE MOTTE
Market Place and New Products Editor

GRETCHEN HARSHBARGER
Midwest Garden Editor

ALVIN GROSSMAN
Art Editor

ROBERT LOFGREN
Photography Editor

ROBERT J. MAHN
Production Manager

ASSOCIATES
John H. Ingersoll
Priscilla Clapp
Barbara Colvin
Ferdinand D'Esposito

ASSISTANTS
JoAnn R. Barwick
Frances M. Crawford
Jane O'Keefe
June R. Vollman
JeAnne Ingersol
Rochelle Narotsky
Helen C. Schwartz
Julia Savarese
Joseph Taveroni
Walter Skibitsky

HOMES & MAINTENANCE

6 The FHA Answers Your Questions
26 "Our Friends Said We Were Making a Big Mistake"
27 Add Space for the Space Age!
28 "We Built a New Room Around Our Favorite Oak"
30 "Eating in the Living Room Was Never Successful"
32 "It Just Doesn't Look Like a Basement Room"
34 "It Took Us Ten Years to Remodel, But It's Worth It"
36 You Can Get Complete Blueprints and Materials Lists to Build These Two New Rooms
38 "Our Kitchen Seemed Like a Dark Hole"
40 "Now the Boys Have Room to Play, and I Have Time to Relax"
41 "To Lyn With Love" . . . a Teen-ager's Dream Come True
42 "My Husband and I Raised the Roof!"
43 "Why We Did It—and How"
51 "Our Theme Song: One Step at a Time"
53 Remodelings We Couldn't Believe!
54 Fantastic! From California Ranch to Japanese Contemporary
56 A Simple Face Lift Did It
56 The $3000 House That's Now Worth $35,000
57 All But Starting From Scratch
57 You'd Never Recognize It!
84 Help for Your Remodeling Jobs
89 Blueprint Order Form
94 Album of Readers' Homes

DECORATING

18 At Home With Mary Martin

FOODS, KITCHENS, & MANAGEMENT

4 Will There Be Garbage Cans on the Moon?
60 Yes, You Can
64 Take a Package of Tea
72 Cucumber Cut-Ups
77 So You Are on a Diet
79 What You Want to Know About Garbage Disposers
81 Tips From Our Testing Center

GARDENING

59 Newest, Easiest, Best Way to Dry Flowers!

HOME PROJECTS

11 You Can Make This Heirloom Sampler Clock
12 Heirloom Sampler Clock Order Form

GENERAL FEATURES

14 From Our House
16 Look, It's New!
89 Shopping Information
90 Market Place



OUR COVER Planning to remodel? Don't make a move until you read our special remodeling section beginning on page 26. We bring case histories of 16 families who re-did their homes. You'll find ideas galore! Photograph by Kranzten Studio.

E. KENT MITCHEL, Vice President and Publisher • **JOHN J. VERONIS,** Vice President and Advertising Director
W. H. EATON, Consultant • JOHN L. COLLINS, General Sales Manager • WALTER J. INGRAM, Assistant to General Sales Manager
JESS L. HADSELL, Sales Promotion and Advertising Manager • FRANK C. NIEMAN, Western Sales Manager
NEW YORK, 300 Park Ave., Standish K. Bachman • CHICAGO, Prudential Bldg., Richard M. Carver • CLEVELAND, National City Bank Bldg., James L. Bidwell • BOSTON, Statler Office Bldg., Joseph J. Arcisz • PHILADELPHIA, Independence Square (5), J. Wesley Silk • DETROIT, Fisher Bldg., James A. Cummins • MINNEAPOLIS, Baker Bldg., Alan R. Ecklund • SAN FRANCISCO, 235 Montgomery St., G. William Stuart
LOS ANGELES, 3540 Wilshire Blvd., Peter J. Moore.

THE AMERICAN HOME, © 1961 The Curtis Publishing Company. All rights reserved. Title registered in U.S. Patent Office. Published monthly by The American Home Magazine Division, The Curtis Publishing Company, 300 Park Ave., New York 22, N.Y. Second-class postage paid at New York, N.Y., and at additional mailing offices. Executive, editorial and advertising headquarters, 300 Park Ave., New York 22, N.Y. SUBSCRIPTION PRICES: U.S. and Canada, 1 yr., $3; 2 yrs., $5; 3 yrs., $7. Pan-American countries add 50 cents per yr. All other countries add $1 per yr. Subscription Department, The American Home Bldg., Forest Hills 75, N.Y. UNCONDITIONAL GUARANTY: We agree, upon request from subscribers to the American Home, Forest Hills 75, N.Y., to refund the full amount paid for any copies not previously mailed. POSTMASTER: Send notices by Form 3579 to The American Home Bldg., Forest Hills 75, N.Y. THE CURTIS PUBLISHING COMPANY, Robert E. MacNeal, President; Mary Curtis Zimbalist, Sr. Vice Pres.; Cary W. Bok, Sr. Vice Pres.; Donald M. Hobart, Sr. Vice Pres. and Director of Research; Edward C. Von Tress, Sr. Vice Pres. and Director of Advertising; E. Huber Ulrich, Sr. Vice Pres. and Director of Circulation; Ford F. Robinson, Sr. Vice Pres. and Manager, Business Department; Brandon Barringer, Treasurer; Robert Gibbon, Secretary. The Company also publishes The Saturday Evening Post, Ladies' Home Journal, Holiday, and Jack and Jill. CHANGE OF ADDRESS: If you plan to move, please notify us at least 30 days in advance. Send new and old address and, if possible, a label from a recent copy to: The American

WILL THERE BE GARBAGE CANS ON THE MOON?

It seems to us incredible that it should be *illegal* to use what many women call the most convenient appliance in the kitchen—the garbage disposer. Yet this appliance is prohibited by ordinance in at least 65 major cities across the nation.

If your community is one of these, with streets and alleys decorated with garbage cans, only your forceful appeal can put the wheels in motion to do something about it. For one thing, municipal costs of collection and disposal have more than doubled in the past ten years. How much more wisely this money might be used to update sewage and sanitation methods which in turn would make garbage disposers possible.

Garbage cans are dispensable! Communities of every size, all over the country, have proved it by passing ordinances to make disposers mandatory in new houses and nearly so in existing homes. These communities have recognized the garbage disposer as an ally in a fight for better sanitation. They've reduced the menace of rats, flies, and germs. They've converted valuable land from city dumps into municipal parks or housing areas.

Whether a city requires residents to use garbage disposers or simply allows for their use by establishing installation standards, it has made a major step forward in the fight against unsanitary conditions and disease.

Is your community one which recognizes the advantages of such equipment or are you bound by antiquated codes and laws? We are living in the space age, yet it is conceivable that the first mission to the moon could be delayed while the astronaut carries the garbage from his home before embarking.

WHAT YOU CAN DO ABOUT IT

Learn which department of your city government is responsible for ordinances on waste disposal. Form committees to review these ordinances and suggest methods of creating a garbage-free community.

Seek the advice of master-plumber and electrical-contractor associations, builders, architects, appliance-dealers associations, and water and power utilities. These groups can offer protection to the home owner from the usual efforts to sell substandard materials and equipment and will insure installation under recognized standards.

In Detroit the mayor initiated an all-out campaign to clean up the city. An ordinance requiring disposers was passed, and supported by three important steps: 1. Costs of city electrical and plumbing permits were reduced, an incentive for owners of existing homes. 2. A municipal testing laboratory issued a list of approved disposers, including eight brands. 3. Easy financing arrangements were worked out with banks and the FHA.

Similar plans have been adopted by communities of all sizes from Portland, Maine, to Los Angeles County, California.

Reasons for passing such ordinances vary widely. Lodi, Wisconsin, was suddenly faced with a problem when their garbage could no longer be used as hog feed. Their choice: buy land for a dump, build an incinerator, or devise a better plan. They decided on disposers, bought by the city, sold at cost to residents, and installed at their own expense. The city handled the financing of disposers as well as servicing defective units. Purchase was optional, but with garbage collection discontinued (saving Lodi $3000 a year), those lacking disposers had to get rid of garbage as best they could.

Jasper, Indiana, illustrates dramatically how a small town can benefit by adopting a disposer plan. It began with an epidemic of cholera among garbage-fed hogs in the area. This meant an obvious end to this garbage disposal method. Jasper chose to require garbage disposers in homes. Thus in 1949 Jasper became the world's first garbage-free community. An extensive study by the U.S. Public Health Service revealed these findings: 1. No noticeable increase in water consumption. 2. No harmful effect on sewers. 3. Noticeable reduction in rodent and fly infestation. But more important than these and other technical findings, perhaps, is the fact that Jasper has had a decline in disease since 1949!

WHY SOME TOWNS PROHIBIT DISPOSERS

Reason: Garbage disposers create an extra load on city sewage systems, since they use water, and the cost of purifying extra water-borne waste may be more than collection by truck. *Fact:* In most cases the only effect of disposers on any sewage system would be to emphasize existing inadequacies that need correction. *Reason:* Cities now trying to abate pollution of local water sources feel garbage disposers would add to pollution unless purification systems were improved. *Fact:* In most communities growing populations will soon require such improvements even without disposers.

Some antiquated city sewage systems simply could not handle the extra waste sludge created by a garbage disposer in every home, so they forbid disposers entirely instead of spending more wisely to provide for additional waste. Gather such facts to support your crusade for the right to use a garbage disposer in your kitchen. We're behind you all the way!

The Editor



it's fun to live in an Open World

Residence of Mr. and Mrs. Philip H. Hiss, Sarasota, Florida. Mr. Hiss, Designer

seen more clearly through Parallel·O·Plate® glass

Any view worth viewing is more enjoyable with L·O·F *Parallel-O-Plate* in window walls, sliding doors and picture windows. Why?

Because L·O·F *Parallel-O-Plate* glass is twin ground to make its surfaces more parallel, thus minimizing waviness for better looking, inside and outside. What's more, it has earned the Good Housekeeping Guaranty Seal.

And if you need to tame sun heat and glare, use L·O·F *Parallel-O-Grey®* plate glass. Lightly tinted, it keeps out about 40% of the sun's heat and softens bright daylight. Available from your nearby L·O·F Glass Distributor or Dealer (listed under "Glass" in the Yellow pages).

LIBBEY · OWENS · FORD GLASS COMPANY
Toledo 1, Ohio

MADE IN U.S.A.
LOF GLASS
THE QUALITY MARK TO LOOK FOR

Our gateway to happiness



Party time for Jimmy and neighborhood friends. Their mothers know they're safe in our yard now.



Outdoor fun like this keeps the boys healthy. And Anchor Fence keeps them where they belong.

ANCHOR FENCE— to protect your children, pets and property

Your yard, too, can be a safer, happier place for the whole family . . . surrounded by the good-looking, lasting security of a genuine Anchor Fence. Anchor stands guard against the hazards of traffic and trespassers. And famous Anchor Fence *quality* is now available in *all-aluminum or steel* . . . square posts and square gates with standard or new Modernmesh, woven 4 times closer. For *free estimate*, call your local Anchor office.

For colorful free booklet, mail to Anchor Fence, 6508 Eastern Ave., Baltimore 24, Maryland.

ANCHOR FENCE
Division of ANCHOR POST PRODUCTS, INC.®

Name_____

Address_____

City_____ Zone_____ State_____

Plants: Baltimore, Md.; Houston, Texas; Whittier, Calif. Sold direct from factory branches in principal cities.

THE FHA ANSWERS YOUR QUESTIONS

Neal J. Hardy, FHA Commissioner

What is meant by FHA-insured home-improvement loans? What does the insurance cover?

The National Housing Act authorizes FHA to insure qualified lending institutions against loss on loans made to finance alterations, repairs, and improvements to homes and other real property. FHA has a contract of insurance with the lender, which covers all loans of this kind made on FHA terms. A loan to improve your home can be made by an insured lender in any amount up to $3500, and is repayable in equal monthly installments over a term of not more than five years. The FHA limits the lender to a discount of $5 per $100 of the first $2500 and $4 per $100 of the amount above $2500. This is the equivalent of about 9½ per cent interest.

Except in special circumstances, FHA regulations do not require that you give collateral or have a co-signer on the note. On the other hand, the regulations do not prevent the lender from asking for collateral or a co-signer if he thinks it advisable.

If you fail to make the payments called for in your note, the lender would file a claim with FHA under the insurance contract, and would turn the note over to FHA. After paying the claim, FHA would continue collection on the note until you had completed payment.

Although the insurance does not protect you, the home buyer, against loss, you benefit by being able to obtain a loan on terms that are the lowest generally available for this kind of credit.

I have an FHA-insured home-improvement loan outstanding, and I have made all the payments as they came due. Can I apply for another loan to make additional improvements, or must I finish paying the old loan first?

It is possible to have more than one insured property-improvement loan at the same time if the total amount outstanding on both loans does not exceed $3500 (assuming both loans are to improve a one-family home). Talk to your lender about how much you can borrow in addition to your present balance.

Is there any restriction on the kind of improvements for which I can use an FHA-insured home-improvement loan?

The law provides that the loan can be used only for alterations, repairs, and improvements that "substantially protect or improve the basic livability or utility of the property," and the improvements must be built in so as to become a permanent part of the real estate. An insured loan could be used, for example, to install a furnace or a built-in range, or to remodel a bathroom, finish an attic, or add a garage. It could not be used to

build a swimming pool or a barbecue pit, or to install a burglar alarm, or a refrigerator that is simply plugged in and is easily removable. Your lender can tell you whether or not a particular improvement can be made with this kind of loan. The loan can include the cost of architectural and engineering services and any building permits that may be required.

A number of people have asked us whether a home-improvement loan could be used to build a fallout shelter in the home. The answer is yes.

Application for the loan must be made before the work is started. You cannot obtain an FHA-insured home-improvement loan to pay for work already done.

I understand FHA has minimum-property standards for new homes. Has FHA set any minimum standards for materials and workmanship on home improvements financed with insured property-improvement loans?

No. When you finance home improvements with an FHA-insured loan, the responsibility is yours. If you have the work done by a dealer or contractor whose work and reputation you have checked and know to be good, you can be reasonably sure of satisfaction.

FHA insures property-improvement loans at the rate of more than a million a year, or an average of about 100,000 a month. It would be difficult to set standards that would cover every kind of improvement home owners might possibly make. If we did set standards, we would have to make inspections to see that the standards were complied with. The amount of the typical property-improvement loan insured by FHA last year was $660. Even if we had the personnel to make inspections, the expense of making them would many times be out of proportion to the cost of the improvements. This would probably mean a higher financing charge to borrowers, and our aim is to keep the charge as low as possible.

If your loan is arranged through a contractor or dealer, your lender will not pay him until you have signed a completion certificate stating that the work has been completed to your satisfaction. *Read the certificate carefully, and sign it only when the work actually has been completed to your satisfaction.*

How long will it take to get a home-improvement loan after I apply?

Some loans are made the same day. The procedure is very simple. Except in special circumstances, FHA does not have to approve your application. The decision is left to the judgment of the lender. If your loan is arranged through a dealer or contractor, the lender will pay him directly as soon as you have signed a completion certificate.

I have a large old house that I would like to remodel into four apartments. Could I get an FHA-insured property-improvement loan to pay for the work?

For this kind of job it is possible to get an FHA-insured property-improvement loan amounting to not more than $2500 for each apartment (to a maximum of $15,000) and to pay it back over a term of not more than seven years. The discounts are the same as those on a single-family home-improvement loan.

For example, an owner who wanted to convert a house into six apartments, or who wanted to make repairs or improvements to a six-apartment building, could obtain an insured loan for as much as $15,000; but on a ten-apartment building the amount of the loan would still be a maximum of $15,000.

If you have a question for this column, please write Neal J. Hardy, FHA Commissioner, The American Home, 300 Park Ave., New York 22, N.Y.

Wash everything in a KitchenAid. KitchenAid scrubs everything cleaner—with a power pre-rinse and wash, or a double wash—then rinses three times. Only KitchenAid dries dishes in fan-circulated, sanitized hot air. Result: your finest china is safe, your loveliest crystal sparkling and spotless.

your finest things deserve a

KitchenAid®

DISHWASHER



There's more for you in the push-button Superba VariCycle. New king-size capacity for 12. New styling, including wood and other finishes. Automatic detergent and rinsing agent dispensers. Dual Filter Guards for clean wash-and-rinse at all times.

Three dishwasher series to choose from, including the beautiful new "Imperial Series" and the budget-priced "Custom Series." See your KitchenAid dealer today. You'll find him listed in the Yellow Pages.

Too much to do... too little time?

you deserve a KitchenAid.

KitchenAid Home Dishwasher Division, The Hobart Manufacturing Company, Dept. KAH, Troy, Ohio
(In Canada: 175 George St., Toronto 2)

Yours FREE

Beautiful 73-Pc. Matched

AMERICANA ROSE SCENTED STATIONERY

in a reusable drawered gift chest!

What an exquisite gift this is! Luxurious, super-white 6 x 8" vellum paper attractively embossed with a life-like, red Americana Rose . . . then delicately scented with an alluring fragrance of roses!

You get 24 lavishly decorated letter-size sheets, 24 extra sheets and 24 matching envelopes, plus a gift card – all neatly ribbon-tied in a smart, drawered gift chest reusable for jewelry, handkerchiefs, hosiery, etc.

A regular $1.50 value, yours FREE, if you act now!

RETAIL VALUE $1.50

Just To Prove You Can Earn An Extra $30 To $115 In Spare Time With Christmas & All-Occasion Cards

NOW, you can earn the extra money you want for new clothes, exciting vacations, latest household appliances. Yes, earn $30, $50, $115 and more in spare time in a friendly, dignified way!

How? Just by taking orders from friends, relatives and neighbors for Christmas Cards – Birthday Cards, Anniversary Greetings, Congratulations, Get-Well Cards, Imprinted Stationery and Gift Items millions of people use every day. *And it's so easy.* You don't need any experience.

FOLKS SEND GREETING CARDS EVERY DAY!

Just look at the mailman making his rounds. You'll soon realize how much money is spent every day – and especially around Christmas – right in your own area for greeting cards, personal stationery and gift items. Now – you can profit by this growing demand! Now – you can earn as much as $115 or more regularly in spare time just by showing your friends and neighbors these luxurious Christmas and All-Occasion Cards. Once they feel the costly papers, see the lavish colors, smart designs . . . read the warm, sincere verses – they'll want to own these Artistic cards!

Imagine! You can give them 21 Christmas or All-Occasion Greeting Cards for only $1.00 and also 50 Christmas Cards with *name imprinted for as low as $1.50.* Once they realize how much they save by buying *your* cards – they'll thank you for doing them this favor!

You don't have to take our word for it. We invite you to prove it to yourself. That's why we offer you this beautiful 73-Pc. chest of Americana Rose Stationery FREE. This guaranteed $1.50 retail value doesn't cost a penny when you mail the reply card or the coupon now!

START MAKING MONEY THE FIRST DAY!

You'll promptly receive your free Americana Rose Stationery by return mail along with FREE imprint samples, plus a complete money-making plan with Christmas and All-Occasion Cards ON APPROVAL. Yes, you get everything you need to start making money the day your sales kit arrives. Mail the $1.50 reply card or the coupon now!

ARTISTIC CARD CO., INC. 802 Way Street, Elmira, New York
(In Canada, write: 939 Eglinton Avenue, E., Toronto, Ontario, Canada)

Send No Money! Mail Reply Card Or Coupon Now!

FREE COUPON-VALUE $1.50

ARTISTIC CARD CO., INC.
802 Way Street, Elmira, New York

Please send me my 73-Pc. Gift Chest of Americana Rose Scented Stationery ABSOLUTELY FREE. Also include FREE imprint samples, complete money-making plans, plus Christmas and All-Occasion Greeting Card Assortments ON APPROVAL.

Name .....

Address .....

City ..... Zone... State .....

☐ **Check Here for Organization Fund-Raising Plan**

1-3-C

LISANTI

***You even get the works** (an electric clock movement) with this embroidered Sampler Clock Kit. It's our newest Home Craft Project—#PSC–23.*

AN AMERICAN HOME KIT

YOU CAN MAKE THIS HEIRLOOM SAMPLER CLOCK

DOROTHY LAMBERT BRIGHTBILL

This wonderful new easy-do clock is as handsome as the day is long . . . and accurate, too. Think how many times a day you'll enjoy your handiwork, as you tell time by the big readable numerals and antiqued black hands. Stand it on the mantel or hang it on a wall—it's an heirloom-in-the-making that you'll treasure for years. Colorful fruit and numerals are embroidered on fine linen with cross-stitch. Wood frame is ready to assemble and stain or paint—all parts are presanded, and grooves and holes for screws are already in place. It's easy to install the fine electric clock movement. Over-all size is 13½x17½x3¼". Glass is not included. Kit #PSC-23, price $12.98, postpaid, Federal excise tax included. (continued)

***Complete kit** contains stamped 100 per cent Belgian linen with embroidery thread, U.L. Approved Telechron electric clock movement, assembled front frame, easy-to-assemble box frame, instructions.*

ORDER FORM ON PAGE 12

When you treat the family to beef...

treat the family dog to

Pard



All the meat is beef in Pard

The two most trusted words in meat...

Swift's Premium

Our 106th year.

Beef gives your dog meat protein—the complete and perfect protein that builds strong, firm, healthy bodies. It's a lucky dog that gets Pard for dinner—because all the meat is beef in Pard. Treat your dog today to LICKIN'-GOOD PARD.

Sampler Clock (pictured in color on page 11)

Clocks have a fascination *all their own and our Sampler Clock is one of the most intriguing. An antique grandfather's clock face inspired our cross-stitch design which can be embroidered in double-quick time. You'll never lack a place to put this clock for it is equally handsome hanging on a wall (as shown on page 11) or standing on a shelf, table, or chest.*



Detailed drawing *shows simple assembly of clock case. It takes less than ½ hour to put together, after face has been embroidered. The front frame of case comes preassembled. Holes have been predrilled in box frame for ease in screwing it together. Stain or paint as desired (instructions in kit). Mount clock face on plywood; slip into frame. Fasten clock movement.*

HEIRLOOM SAMPLER CLOCK ORDER FORM

Heirloom Sampler Clock has been designed expressly for *The American Home. Fill out coupon, enclosing personal check or money order (no stamps, please). Sorry, we are unable to handle foreign orders.*

Please allow three weeks for handling and mailing.

THE AMERICAN HOME MAGAZINE
American Home Building, Dept. CLK, Forest Hills 75, New York

Please send me ____ Heirloom Sampler Clock Kit(s) at $12.98 each.
Federal excise tax included.
(New York City residents please add 3 per cent sales tax.)

Print Name

Print Address

City *Zone* *State*

a.



b.

For ideas on storing and indoor-outdooring,

c.



d.

for wall treatments novel and gay:

a. Handy storage wall features ¼" Masonite Peg-Board sliding doors. Handsome wall to right is Royalcote Natura cherry grained paneling.

b. Unifying wall of Masonite Sunline siding acts to bring the outside in...provides interesting play of sun and shadows. No cracks, splits or checking ever.

c. Cheerful South Seas corner is paneled in Seadrift, the embossed and grooved Masonite panel ...novel, attractive, durable.

d. This playroom demonstrates how effectively Masonite panels may be combined. Back wall: versatile Peg-Board and Seadrift. Right: Royalcote frosted cherry—new pre-finished wood-grained hardboard paneling.

Stop in at the sign of D.S.C.—the *D*esign *S*ervice *C*ounsel remodeling plan now offered by your registered Masonite Building Materials dealer. His new design center lets you "visualize before you modernize"...lets you see all the wonderful things you can do inside and outside your home with versatile Masonite hardboards.

You'll find your lumber dealer is anxious to handle your complete remodeling package. He stocks the modern building materials. He can provide professional workmanship and even help arrange financing. You'll find him honest and reliable...a good man to do business with.

D S C
DESIGN SERVICE COUNSEL
REGISTERED MASONITE DEALER

For a colorful new booklet of remodeling ideas, write Masonite Corporation, Dept. AH-8, Box 777, Chicago 90, Illinois. In Canada: Masonite Co. of Canada, Ltd., Gatineau, Quebec.

We'll help you design, just stop at this sign:

MASONITE shows the way!

See the Yellow Pages for your nearest dealer: under Building Materials

Masonite, Sunline, Peg-Board, Royalcote and Seadrift are registered trade-marks of Masonite Corporation.

FROM OUR HOUSE

MARGY WYVILL ECCLESINE

STEPHEN MICHAEL

Blue skies and carefree days with a sun-soaked family of nine

It's vacation time. This year, especially, many families will be touring Civil War battlefields. We came through Gettysburg a few years ago, and the children surprised me by their interest and enthusiasm. After witnessing an excellent presentation of the battle in the museum where a sonorous voice intoned, "Over here where the blue lights are, the Northerners are gathered. The red lights indicate the positions of the Southerners . . .", we took to the field. Tracy insisted on standing at the very spot where Lincoln delivered his immortal address; Johnny and Steve tried in vain to lift the heavy cannon balls; Pete wanted to pace off the entire length of Pickett's charge.

The Young Romantics:

Christy, 5, has been invited to lunch by John, also 5. Confirming the invitation by phone, John's mother reports, "He asked for pancakes, watermelon—and candlelight."

ELEMENTARY

It's beach time, and we all succumb to the lure of the water, even if it's the nearest humble pond. Comes the first free day, I'm off like a shot with the picnic hamper, towels, sunglasses, mending, magazines, and books to use well my time by the side of the sea. The second time around I give up the idea of a folding chair and am just content if everyone gets in the swim and builds his sand castle without too many altercations. The third time, I'm equipped only with sunglasses and am happy to study the sea and sky, just grasping this day when the kids are well, and thanking God for all His blessings. August is so short, and man, the creature, craves comfort. Sometimes nothing matters so much to me as being warm all over.

Best Beach Gadget:

A fish-net bag big enough to hold all the pails, shovels, and plastic toys they insist on taking. Just before leaving the beach, you load everything into the net, draw the string, and swish it in the water. By the time you get home everything's dry—and sandless.

WORKERS OF THE WORLD, UNITE

They're out at dawn, three of them, digging a swimming pool. It's a hot day, and they toil with spade and shovel till they have a hole about a foot and a half deep and the same in diameter. I look out and see them out there lining it with aluminum foil. They are so earnest and elated I let them go on to the next step—filling it with water from the garden hose. Naturally, and deplorably, it soaks into the ground, but enough lies in the bottom that they can wet their feet and experience the rewards of construction.

Square Dance—1961:

The family party was in full swing when Bill asked his 14-year-old niece to dance. He thought he was doing pretty well.

"Oh dear, Uncle Bill," she sighed, "I was afraid you'd dance like a square."

"What do you mean?"

"You seem to think you have to keep time to the music."

POTENTIAL SALESMAN

Johnny, 13, shows all signs of being a great businessman. After buying two pedigreed rabbits at the Gaithersburg Fair, he lost no time in seeking out the manager of the local supermarket to make a deal on selling the meat products he anticipated. He learned that the meat must be government inspected. Undaunted, he began whipping up enthusiasm among the neighborhood children to whom he is selling the young 'uns as pets. Missing: a report on whether his mother has any friends left.

Letter From Camp:

Dear Mom, I can make you a stool for $4. Please send money. Love, Tracy

CABIN FEVER

Just when you're all set at a lake, the rains come, windy and cold. Nothing to do but dry clothes and sneakers by the smoky fireplace, and hope you've brought along enough games (a deck of cards is indispensable) to keep everybody happy while you sit this one out.

Fine stores like these sell all or most of the Lady Pepperell Fashions illustrated.

ALABAMA
Alexander City ..... The Fair Store
Athens ..... Sharp & Killen
Huntsville ..... The Gift Linen Mart, Inc.
Opelika ..... Hagedorn's

ALASKA
Anchorage ..... Northern Commercial Co.
Fairbanks ..... Northern Commercial Co.

ARIZONA
Nogales ..... Bracker's Dept. Store
Tucson ..... Levy's of Tucson

ARKANSAS
Batesville ..... Barnett Bros. Merc. Co.
El Dorado ..... Sterling Dept. Store
Texarkana ..... Dillard's Dept. Store

CALIFORNIA
Fresno ..... Gottschalk's
Gardena ..... Gardena Dept. Store
Gardena ..... *Nahas Dept. Store
Hawthorne ..... Thrifty Dept. Store
Los Angeles ..... *The May Company
Oakland ..... Breuner's
Richmond ..... Breuner's
Riverside ..... Rouse's
Sacramento ..... Breuner's
San Diego ..... The May Company
San Diego ..... Muehling's Dept. Store
San Diego ..... Whitney's
San Francisco ..... City of Paris
San Francisco ..... Emporium
San Francisco ..... White House
Stockton ..... Breuner's
Vallejo ..... Breuner's

COLORADO
Colorado Springs ..... Hibbard & Co.
Denver ..... *Howell's Dept. Stores
Julesburg ..... Sullivan Dept. Stores
Pueblo ..... Crews-Beggs Dry Goods

FLORIDA
Cocoa ..... Kae's of Cocoa
Delray Beach ..... Minor's Dept. Store
Fort Lauderdale ..... Sultan & Sons
Fort Pierce ..... Rubin's
Leesburg ..... Ezells Dept. Store
Live Oak ..... Seward Fleet Dept. Store
Miami ..... Jackson's-Byrons
Ocala ..... Frank Bennett's House Beautiful
Plant City ..... Black's Dept. Store
St. Petersburg ..... Sierkese Dept. Store
West Palm Beach ..... The Pioneer Company

GEORGIA
Alma ..... Elkins Dept. Store
Athens ..... Davison-Paxon Co.
Atlanta ..... Davison-Paxon Co.
Augusta ..... Davison-Paxon Co.
Columbus ..... Davison-Paxon Co.
Cordele ..... Roobin's
Fitzgerald ..... Halperin's
La Grange ..... Mansour's
Lindale ..... Knight's Inc.
Macon ..... Davison-Paxon Co.
Marietta ..... Saul's Dept. Store
Rome ..... The Fahy Store
Rome ..... Miller's
Valdosta ..... The Famous Store

KENTUCKY
Bowling Green ..... Pushkin's Dept. Store
Louisville ..... Berlin's Dept. Store
Louisville ..... Stewart's Dry Goods

LOUISIANA
Baton Rouge ..... D. H. Holmes
New Orleans ..... D. H. Holmes

MISSISSIPPI
Cleveland ..... Sterling Dept. Store
McComb ..... Denman Alford Co.

NEW MEXICO
Albuquerque ..... Hubbard's
Carlsbad ..... Carlsbad Hardware Co.
Clovis ..... Hubbard's
Roswell ..... Hubbard's
Santa Fe ..... Hubbard's

NORTH CAROLINA
Whiteville ..... Leder Bros. Inc.

OKLAHOMA
Oklahoma City ..... Harbour-Longmire

OREGON
Klamath Falls ..... Your Store

TENNESSEE
Maryville ..... Proffitt's
Morristown ..... Proffitt's
Memphis ..... The John Gerber Co.
Oak Ridge ..... Loveman's

TEXAS
Brownsville ..... Aziz Bros.
Clarksville ..... The Hub
Dallas ..... Titche-Goettinger
El Paso ..... American Furniture
New Braunfels ..... Jacob Schmidt & Sons

UTAH
Salt Lake City ..... Auerbach's

VIRGINIA
Charlottesville ..... C. H. Williams Inc.

WASHINGTON
Everett ..... Bon Marche
Seattle ..... *Bon Marche

WYOMING
Casper ..... Kassis Dept. Store
Sheridan ..... Stevens Fryberger & Co.

*Available at Branch Stores

SOLO STRIPE — ever popular, yours in pink, blue, green, maize, orchid, beige.

ALLEGRO — a gay new stripe for a smart change of pace! Same colors as Solo Stripe.

BRIDAL ROSE — prettiest buds ever planted on percale! Yours in blue, maize, pink, orchid.

ANTIQUE ROSE — dainty border print on fine muslin. Pink, blue, maize, orchid.

NORTHERN LIGHTS — a subtle blend of six fashion colors, this exciting stripe harmonizes with any color scheme. Don't miss out on these wonderful bargains . . . get yours today!

Awake sleepyheads!

Every precious Lady Pepperell sheet is sale-priced for August!

And isn't it wonderful *Lady Pepperell* makes matching blankets too!

WHEN YOU
READ LATE

REST YOUR EYES WITH
MURINE

Handy squeeze bottle



Also available in glass bottle with separate dropper

Murine is isotonic, which means that it blends perfectly with natural eye fluids. That's why it soothes so quickly, floating away discomforts of smoke, dust, glare, etc. Keep Murine handy at home, at work, in your car. Use it often to relieve that "tired eye" feeling and so relax tension.

The Murine Co., Inc., Chicago, U.S.A. ® Trademarks Reg. U.S. Pat. Off.

LOOK IT'S NEW!

"THE PRESIDENT'S HOUSE" *is the name of the simple and inexpensive crystal stemware chosen by Mrs. John F. Kennedy for use in the White House. This stemware blends perfectly with any type of table setting. The pieces chosen are goblet, white wine, red wine, tulip champagne, and finger bowl. Individual pieces will sell at $1 each. It is manufactured by the Morgantown Glassware Guild, Morgantown, W. Va.*

All prices are approximate



STEPHEN MICHAEL

OTTO MAYA



POWER BLOCK PLANE *is a new whiz in the workshop. A lightweight 4½ pounds, it is designed to be held in the palm of the hand to perform a wide variety of operations, including edge planing, beveling, rabbeting, and surface planing. It can plane 2" dressed stock, and takes a 1/64" bite on each pass. With optional carbide cutter attachment it can be used on the toughest materials. $54.50. Porter-Cable Machine Company, Syracuse 1, N.Y.*



RANDOM WIDTHS AND RANDOM TONES *make up a new flooring style by Kentile. Custom cork, pegged planks are 36" long; 4", 6", and 8" wide; and come in light, medium, and dark random tones. Polyurethane finish makes them easy to clean. Blends with Early American and traditional settings. About $1.25 per square foot installed.*



READY-TO-INSTALL FIREPLACE *is pre-engineered to simplify installation and guarantee smoke-free operation. It can be installed in less than ten man-hours, and can be built for as little as $275 in any inside location. This new masonry-style fireplace comes complete from hearth to exterior chimney housing; the intermediate chimney sections have been tested and approved. This Heatilator Fireplace looks almost exactly like conventional masonry fireplaces. This new concept in construction makes it possible for you to choose any architectural style, face masonry, or mantel design you like. Vega Industries, Inc., Syracuse 5, N.Y.*

THE FLOOR: PARFAIT MARBLE VINYL TILES VB35, VB37 COSTUME: ELLEN BROOKE

The key to the smart woman's styling secret: coordination

Congoleum-Nairn **Vinyl** Floors

She harmonizes from head to hemline. In her home, too. Example: this Flemish kitchen inspired by Congoleum-Nairn's *solid vinyl* Pairfait™ Tiles. What a charming way to use these magnificent reproductions of classic marble (newest darling of the decorators). P.S.: these ever-gleaming vinyl tiles also clean like magic. And cost less than $110, installed, for most 12′ x 15′ rooms. Yet this is only ONE of Congoleum-Nairn's 405 modern masterpieces. Send for a free sample and idea-filled Decor-Key Filing Kit. Write Congoleum-Nairn, 162 Belgrove Drive, Kearny, New Jersey.

Congoleum-Nairn
FINE FLOORS

At home with MARY MARTIN

JIM LISTON

STEPHEN MICHAEL

"I met Richard when he was at Paramount. He was the only one who turned down my screen test; he was outvoted. After we were married, we left Hollywood and I've never been sorry." Richard Halliday, an independent producer, is Mary's manager and adviser.

Mary Martin learned to cook on a wood-burning stove, using a Portuguese cook book and dictionary. She was 4000 miles from the modern kitchen in her New York penthouse that overlooks the East River and the United Nations buildings.

"At our ranch in Brazil, near the new capital, Brasilia," she said, "we have a simple little house. We raise chickens, grow citrus and coffee. I'd never cooked a meal in my life, but I had time so I thought I'd try. I can't cook *here*—all those gadgets! But give me an old-fashioned stove and I do pretty well."

She said it with just a hint of Texas drawl, with the deep brown pixyish eyes of Peter Pan, and with a toss of the close-cropped curly blonde head of "South Pacific's" Navy nurse Nellie Forbush.

(continued)

***Twin love seats in green velvet** complement gold color scheme and natural tone of oak paneling. Children's red chairs serve as accents. Mary made needle-point rug during "South Pacific."*

***Living room is mixture of furniture styles** and periods the Hallidays like. Their dining room overlooks Manhattan. Fringe with tiny gold lights below cove molding was a Christmas decoration Mary liked and kept.*

Modess®

New: VEE-FORM anatomically shaped

Softly contoured napkin
Echoes the lines of your body. Wider in front, narrower in back for carefree comfort.

New accident-safe shield
A soft polyethylene shield positively prevents strike-through.

New deodorant protection
—the chafe-free cover is treated with an undetectable deodorant.

"I'm not much of a housewife," she said. "My folks had a big old house in Weatherford, Texas. But Mother ran that. And before I met Richard I lived in hotels. Richard knows more about a house than I do. His mother was a decorator—he has a natural flair for it."

The decorating ability of her husband, Richard Halliday, was evident in the large (26x18') oak-paneled living room, where they sat on a green velvet love seat.

"Mary has more talent than she'll admit," he said. "She made the rug under the coffee table."

The 5x6' needle-point rug is a remarkable piece of work she did while waiting backstage during three and a half years of "South Pacific." The background and border are in gros point. Embroidered in petit point are such motifs as clasped hands, her daughter as a little girl, the home they used to own in Connecticut.

"We have a lot of clasped hands," she said, pointing to a collection of hands in gold, silver, bronze, ivory, and jade on the fireplace mantel. "It's a hobby and friends have given us many."

"When we moved in here three years ago," said Richard, "this paneling was very dark. We had it bleached. And we bleached this," he said, crossing the room to a French Provincial dining table.

"I didn't know what would happen when we bleached those Oriental tables," said Mary, "but they turned out beautifully."

The gold color scheme is carried out in a rare linen-face carpet and in cotton-and-wool Swedish net draperies, which are tied back twice—at the top with a rosette and lower with a tassel.

Mary called attention to a fringed gold valance that ran around the entire room under the cove molding. "That was something we put up at Christmas. And we strung tiny Italian tree lights in it. I wouldn't let Richard take it down; I think it's gay." (continued)



***Glass-enclosed sunroom** off bedroom is most used room in the house. "The view makes it a wonderful place for informal entertaining or relaxing," says Mary. "I also use it for rehearsals." Room is done in aqua and white, has vinyl tile floor in marble pattern. Mary's painted spinet piano is first she owned. She purchased it on an installment plan: "three dollars a week, forever to pay."*

***Daughter Heller's bedroom** reflects her preference for French Provincial. Her father gave her free hand and she chose an old walnut bed with trundle. Christening dress hangs above block-front chest. Party dress given her by Mainbocher hangs in a frame over the bed. Paper is a French floral pattern. Mary made the needle-point cover on the chair at right. Room is gold, accented with rose and aqua.*

Stars of this bathroom are the beautifully designed Contour bathtub, Sherrilyn lavatory and Carlyle toilet. All are quality products, in white and colors, by American-Standard.

So feminine, so French, so graceful, yet so practical. One quick look at the new off-center design of the lavatory... the extra bathing roominess of the bathtub... the simple lines of the one-piece toilet... and you will want these stay-beautiful products in your bathroom. And remember, for all their sparkling beauty they cost less than you think, so... for the newest... look to American-Standard



The new off-center design of the cast iron Contour bathtub forms two handy ledges, one is a shelf, the other a seat.

This new single lever faucet operates at the touch of a finger to control the flow of water, and to mix hot and cold water to just the right temperature. The faucet, in a smart new design, is finished in stay-bright Chromard.

For more information see an American-Standard retailer listed in the Yellow Pages under "plumbers" or "plumbing supplies," or mail coupon.

AMERICAN-STANDARD
Dept. PA-81, P.O. Box #2, Midtown Station, N. Y. 18, N. Y.
Please send booklet "Planning Modern Bathrooms in Color."
I enclose 10¢ for mailing. I am modernizing____, building____.

NAME_____

STREET_____

CITY_____ ZONE_____

COUNTY_____ STATE_____

In Canada send to American-Standard Products, Ltd., 1201 Dupont St., Toronto 4, Canada

American-Standard® and Standard® are trademarks of American Radiator & Standard Sanitary Corporation

AMERICAN-Standard
PLUMBING AND HEATING DIVISION

DISHWASHER OWNERS! SEE HOW

CASCADE ELIMINATES DROPS THAT DRY INTO SPOTS



WATER DROPS

See what happens when plain water is sprayed on a glass. This test (as done on TV) shows how drops form. These dry into ugly spots.



CASCADE

But see *with Cascade* no drops form! Just as in your dishwasher, water slides off in clear-rinsing "sheets." Dishes dry spotless, sparkling.

CASCADE GIVES YOU VISIBLY CLEANER DISHES, VISIBLY BRIGHTER SILVER—because it does a superior job of stopping spots (your toughest problem in automatic dishwashing). Only Cascade contains Chlorosheen . . . an exclusive formula that eliminates the drops that cause spots. No drops left to hold grease and food particles or dry into streaky spots. For best results from *your* dishwasher, give it the best—Cascade.

SAFEST FOR FINE CHINA PATTERNS, TOO! Only Cascade is rated safe for today's loveliest china patterns by the American Fine China Guild. Their *exclusive* recommendation was given Cascade after thoroughly testing every leading dishwasher detergent. No wonder Cascade is preferred by more dishwasher owners than any other brand!

PROCTER & GAMBLE'S CASCADE IS ENDORSED BY EVERY LEADING DISHWASHER MAKER

Tapestry over bed was "something we couldn't resist buying in England." It's scaled to the huge bed that was raised to the room by block and tackle.

Walls of study are hung with pictures of Mary, and Richard's collection of Wedgwood molds.

She paused at an antique brass music stand. Resting against its base was an open violin case.

"That's my mother's violin; she taught it in Weatherford. But she couldn't teach me. She suggested that I try singing. My father, Judge Martin, used to say, 'It's all right to sing seriously, but don't take up serious singing!'

"Mary Martin is my real name. When I went to Hollywood, they wanted to call me Mary Martini or something like that, but I wouldn't have it," she laughed.

"This is Richard's study," she said, entering a room dominated by a fine Queen Anne desk. One wall, covered with natural grass cloth, was hung with pictures of Mary in some of her starring roles—"South Pacific," "Peter Pan," and "The Sound of Music."

"Mary doesn't want pictures of herself in the rest of the house, but I claim the right to have them in here," said Richard.

On a wall above the desk hangs Richard's collection of handsome Wedgwood molds. "They were being shipped to this country during the last war," he said. "The ship was sunk and these were salvaged. I discovered them in California."

"This is our daughter Heller's room," said Mary. "Richard gave her that French cupboard bed. Under it is a trundle bed for an overnight guest. Heller is at Colby Junior College in New Hampshire. She has her father's good taste; she chose the colors herself, ones especially suited to the French décor." (continued)



PROVINCIAL: PICK PECAN to provide a rich setting for simple lines. Simple, too, is the upkeep of G-P paneling. Its famous Family Proof finish requires only the whisk of a damp cloth to remove fingermarks, smudges, even crayon!



TRADITIONAL: TRY CHERRY as an unexpected contrast to a lavish decor. Here is truly timeless paneling . . . its rich wood beauty shielded from scuffs, scratches, wear-and-tear by Georgia-Pacific's exclusive Family Proof finish.

ENLIGHTENING GUIDE TO DECORATING WITH REAL WOOD PANELING

VICTORIAN: CHOOSE HONEYTONE OAK to bring out rococo shapes and rich colors. But before you decide, see all 18 different G-P panelings with the famous Family Proof finish, ranging from $46.00 to $75.00 for paneling an 8′ x 12′ wall.

MODERN: USE GREYTONE BIRCH as a beautiful backdrop for contemporary designs. If you particularly like woods with very pronounced grain patterns, ask to see the G-P line of Cottage Panelings that make a special feature of wood grain.



FAMILY PROOF PANELING

GP GEORGIA-PACIFIC

WRITE for free, full color "Idea File" for decorating with paneling. Georgia-Pacific, Equitable Building, Portland 4, Oregon, Dept. AH861.

SEE the whole family of panelings at your lumber dealer or any of the Georgia-Pacific sales offices in 65 major cities across the U.S.A.

Treat yourself to new, fresh color with just one coat!

One easy coat of Nalplex wall paint does it. Fast and beautifully. Dries to a room-flattering flat finish that's scrubbable. Brush and roller marks are invisible. Drips, splashes, spills, painting tools, clothes and people—all clean up with water. Never any painty odor. Why wait to redecorate? Go to your "Dutch Boy" Dealer and pick a fashion color now. You'll find him in the Yellow Pages.

NALPLEX
Wall Paint
by
Dutch Boy

A Product of National Lead



***Hallidays' long, narrow kitchen** was given a provincial feeling with wood cabinets and a fine antique hutch displaying old china pieces. Counter tops and floor are terra cotta color.*

The carpeting is gold; draperies are rose taffeta, and the paper is a floral pattern. Heller's christening dress and one made for her third birthday by Mainbocher are framed and hung on the walls.

"Mainbocher surprised me with that dress. He let Heller and her nurse in on the secret," Mary said. "Her nurse told me that the day they were going downtown on the bus, Heller asked in a loud, clear voice, 'What time did you say my fitting is with Mainbocher?' and everyone on the bus nearly flipped."

They climbed a narrow gold-carpeted circular staircase to the master bedroom. It is a bright, pale blue room with windows on all sides and a panorama of the river, lower Manhattan, Brooklyn, and Queens.

"We needed something large to balance that enormous bed," said Mary. "While we were living in London, Richard bought that tapestry. It belonged to the Duke of Marlborough. That's what the 'M' stands for; not Martin. The cherubs at the top were added by friends."

They sat in the glass-walled sunroom adjoining the bedroom. Mary uses it for rehearsing and entertaining.

What did she consider the best reward of success?

"I fell in love with an audience when I was five years old—at the Firemen's Ball in Weatherford—so it's the love and gratitude that has been returned to me by theatergoers. Children love my roles in 'Peter Pan' and 'Sound of Music.' Many of them work and save and travel long distances by bus for standing room during matinees. After the performance I go out and thank them in the lobby. It does my heart good.

"Then, of course, there's home. We've furnished 15 or 16 houses—I can't remember the exact number. Home for us is no longer just a particular place—we've lived in so many parts of the country. But wherever all of us can be together as a family, that becomes home for us right away. Maybe that doesn't have anything to do with success . . ." she paused. "But, come to think of it, maybe it does."

THE END

DREAM CLIMATE
by the houseful-365 days a year

Perfect weather day-in-and-day-out is no longer a dream. And you don't have to travel to find it. Now you can enjoy perfect climate in every room of your house . . . throughout the year . . . for just a few pennies a day. GM-Delco's 365 Conditionair System maintains an ideal climate upstairs, downstairs, living room or kitchen. Just set the dial. One versatile system keeps you snugly warm when the weather man says "freezing" . . . cool and comfortable when the sun is blazing, cleans and filters the air of dirt and pollen, controls humidity, and wafts odors away. The Delco 365 Conditionair is a product of General Motors, your assurance of Reliability. It increases your home's value, and your home's "liveability" . . . at a price you can easily afford. If you are buying, building or modernizing, call your GM-Delco Dealer today for a free survey. You'll find his name listed in the Yellow Pages under "Furnaces" or "Air Conditioning."

Delco Appliance Division, General Motors Corporation. Department A-6, Rochester 1, N.Y. Specialists in reliable, quality-engineered, year 'round comfort for your home. Send for your free 16-page Buyer's Guide to Heating and Air Conditioning.

GM Delco 365 CONDITIONAIR

DESIGNER: EUGENE PAINE INFORMATION: BEE REYNOLDS PHOTOGRAPHER: KRANZTEN STUDIOS

"Our friends said we were making a big mistake"

■ The Millard Rosseans of Springfield, Missouri, chose to remodel rather than build when they needed more space—even though they owned a large wooded lot next to their home. Why? "Because we love our home," Vera Rossean said. "That's sentimental, of course, but it was the deciding factor."

They purchased their 18-year-old home nine years ago. First came paint, new shutters, and a new fence. Then they updated the kitchen and single bath. The latest project is an addition comprising a double carport, a family room, and a bath. You can see the results here and on our cover. (For more on the Rosseans, see "Why and how we did it" beginning on page 43.)

Add space for the space age!

■ Are you at the point where you keep reminding yourself that something must be done? Is your home bursting its seams? Embarrassed when you pull into the drive? Have you put up long enough without a second bath, another bedroom, or a family room? It may be small encouragement but you're not alone!

On these pages we bring you the case histories of 16 families who have gone through the mill of remodeling. We'd like you to share their experiences and to learn some of the joys and headaches of redoing a house. We show you plans and give you cost figures. You'll see how one family stripped their house down to its four walls, how another lifted the roof off with a crane. You'll find remodelings you just won't believe! But even more important, these pages are crammed with ideas you can include in your own remodeling plans!

***New and old** were tied together by installing a completely new roof of hand-split cedar shakes. The Rosseans also moved their old single-car detached garage to the rear and converted it to a garden house and home workshop.*

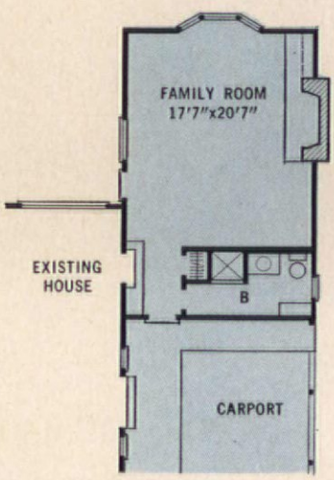

***Rather nondescript home** (at left) was purchased by the Rosseans in 1952. A step-by-step improvement program led to the addition shown in the above plan. They gained a carport, bath, and beautiful family room.*

"We built a new room around our favorite oak"

■ When architect William Stephenson of West Los Angeles designed this California Cape Cod home for his family in 1939, he provided more than enough space for all their needs. Then along came Florenz, Cecelia, Bob, and Susie—not to mention Tuffy, Twinkle, and Thumber (that's Tuffy on the lawn below). Mr. Stephenson and his wife, Patricia, decided to add a family-dining room around the picturesque live oak tree that had been a house gift from her mother, Billie Burke. The result is this charming, comfortable room that doesn't look "remodeled" from inside or out. The window frames the tree trunk, flowering hibiscus, and geraniums outside, as branches poke through the egg crate overhead.

The Stephensons gained 800 square feet through this ingenious remodeling, and wonder why they didn't do it sooner! The room boasts a brick fireplace with large bookcase, provides ample space for the handsome custom-built dining set, a game table, even a piano. Oak flooring and pine walls contribute to its solid been-here-all-my-life air. By working themselves on weekends, the Stephensons were able to keep the cost of remodeling down to about $15 a square foot. Perimeter heating was added for chilly days. In balmy weather, the family drifts out to the brick patio for barbecues. A great improvement, we'd say! (For more about the Stephensons, see "Why and how we did it" beginning on page 43.)

Live oak tree figured in the Stephensons' remodeling plans, when four growing children made their dining area inadequate.

Dining-room-with-a-view *doubles as a family room where the senior Stephensons can entertain and the junior Stephensons can do homework and practice their scales. Clock and amber glass on table are prized family antiques.*



ARCHITECT: WILLIAM R. STEPHENSON A.I.A. INFORMATION: BARBARA LENOX PHOTOGRAPHER: GEORGE DE GENNARO

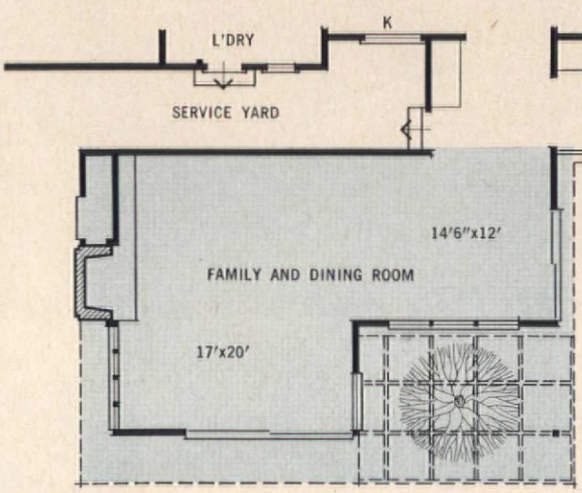

New family and dining room *was set out from the kitchen and laundry area so as to retain back door and service yard. The family room has a large fireplace with raised hearth. The Stephensons installed a separate heating system. The sliding glass doors lead to brick-paved patio outside.*

***Bow window** replaced door of one-car garage when family-dining room was added. Mr. Atkinson, a landscape architect, designed curving wall.*

"Eating in the living room was never successful"

■ Like many families who built after World War II, Wallace and Betsy Atkinson of Hubbard Woods, Illinois, omitted a dining room. Their long rectangular living room (without a dining L) did double duty as an eating area. After ten years, the Atkinsons decided they had had it and made plans to convert their one-car garage into a combination family and dining room. In the same if-we-don't-do-it-now-we-never-will spirit, they also added a two-car garage with two bedrooms and bath above. The results you see here—a long, beautifully landscaped home that more than doubles the living area. (For more about the Atkinsons, see "Why and how we did it" beginning on page 43.)

ARCHITECT: ERNEST STEUART INFORMATION: JESSIE WALKER PHOTOGRAPHER: KRANZTEN STUDIOS

Walnut plywood walls, fireplace, and sliding doors add charm to dining room.

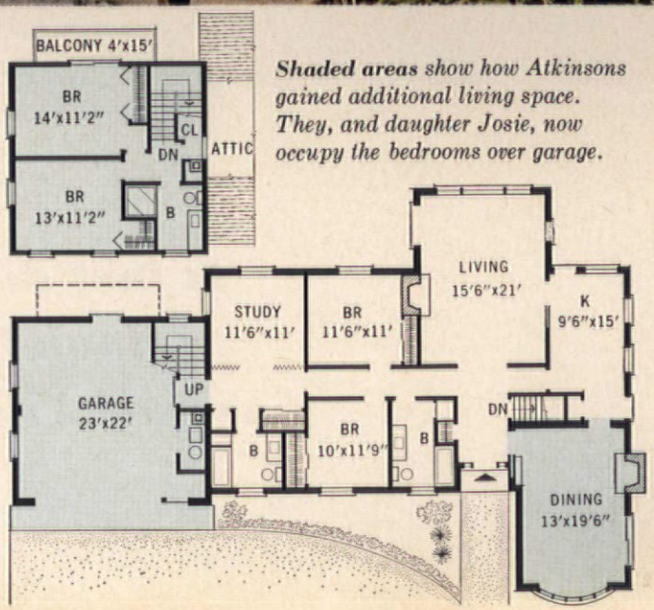

***Shaded areas** show how Atkinsons gained additional living space. They, and daughter Josie, now occupy the bedrooms over garage.*

"It just doesn't look like a basement room"

■ A masterful job of camouflage has turned a basement into a family room with an "upstairs look" in the home of Thomas and Nancy Fischer of Colorado Springs, Colorado. The Fischers, who have three young children—Betsy, Steve, and Nancy—credit their architect who "incorporated elements which never would have occurred to us if we had tackled the project ourselves."

Several design techniques helped minimize the basement look. High windows were disguised with hinged, floor-length louvered shutters, giving the room a ground-level appearance; and an airy, spacious feeling was achieved by using light-colored ceiling tile, light walls,

***Dramatic built-in bar** of walnut veneer is faced with the same plastic fabric which covers the bar stools. The decorative circle design behind the bar was created by stacking and gluing fiberboard tubes in 4", 5", and 6" lengths, then placing the tubes behind five plastic panels.*

***Floor-length louvered shutters,** like those at right, below, make a great disguise for high basement windows. Note how a natural conversation center is created by grouping comfortable furniture around the attractive white brick fireplace.*

ARCHITECT: HARRY PIERCEALL, A.I.A. INFORMATION: LORRAINE BURGESS PHOTOGRAPHER: GUY BURGESS

and white floor tile. Good general illumination also helps.

This was the family's first opportunity to experiment with contemporary. The rest of their home is decorated with traditional pieces they'd inherited. "We're becoming more contemporary in our tastes," Mrs. Fischer explained, "and the recreation room is proving a good testing ground for future projects."

The room is equally comfortable for small card parties or for dancing when the Fischers roll up the rug and have a party for the local theatrical group to which they belong. (For more about the Fischers, see "Why and how we did it" beginning on page 43.)

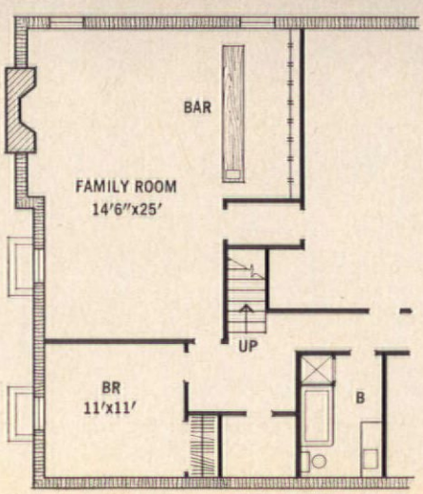

***A bedroom and bath** were bonuses gained when the Fischers remodeled their basement. Large dimensions give the family room great versatility. Furniture can be drawn in for cozy gatherings or rearranged for large parties.*

Shopping Information, page 89

"It took us ten years to remodel, but it's worth it!"

■ Thirteen years ago contractor Reynolds Collins and his wife Wray built the house you see on the right. To them it wasn't a simple, unfinished home in a lonely, undeveloped section of Baton Rouge, Louisiana, but the beginning of a dream. Step by step, the house has grown into the handsome, livable home below—and the city has grown out to meet them. Here's how their timetable ran: 1950—added screen porch to north wing; 1953—converted garage into a den and added a carport; 1959—undertook major remodeling, including enlarged kitchen and dining room, new brick exterior, brick walks, fences, and patio; 1960—converted screen porch into study; 1961—time to sit back and enjoy it! Says Mrs. Collins, "Sometimes you wonder if it's worth all the racket and rubbish—but now I'm so glad we did it!"

Handmade 100-year-old bricks from an old building form the first-floor exterior. Study was added to one side and carport to the other.

Like many first-home builders, *the Collinses had to count pennies and cut corners. But as the family grew (Reynolds, Jr., in 1946 and Susan in 1948) so did the house. See how it looks "all grown up."*



WARREN REYNOLDS

Back of the house *was knocked out to extend kitchen and dining areas ten feet. Attractive brick walks were added.*

Mrs. Collins *is especially proud of the 16x18′ study (below), with old brick wall, fireplace and copper hood. This room was formerly a screened porch.*

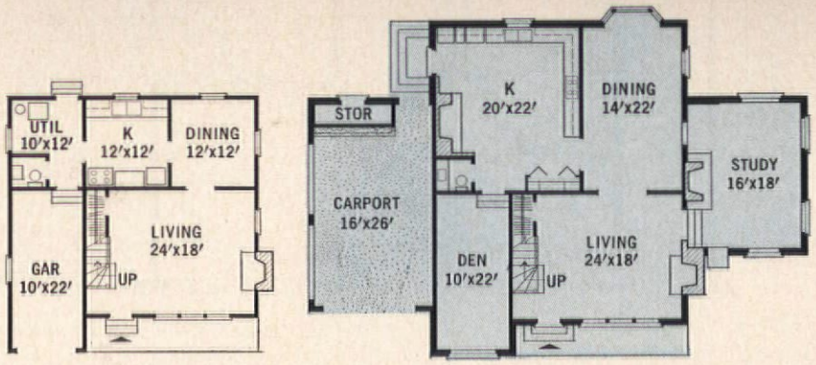

When the carpenters came *to the Collinses, they stayed for ten years! But look at the space and convenience and charm that were gained. Throughout the house, the Collinses indulged their preference for fine wood paneling, oak flooring.*

You can get complete blueprints and

Do you need more space? If so, these key additions—a bedroom and family room—may be just what you've been looking for. Blueprints are complete, so you can even do it yourself.

BLUEPRINT ORDER FORM ON PAGE 89

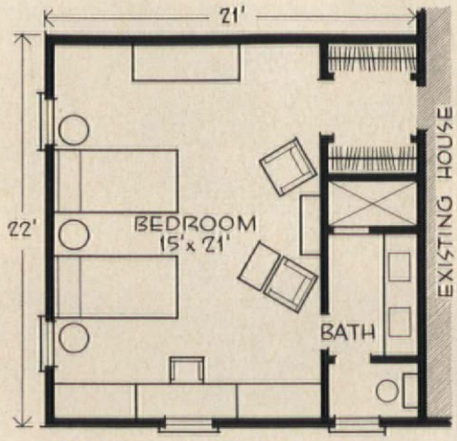

***Master-bedroom unit** includes a bath and large walk-in closet. The addition has been designed so stock-size lumber and materials can be used.*

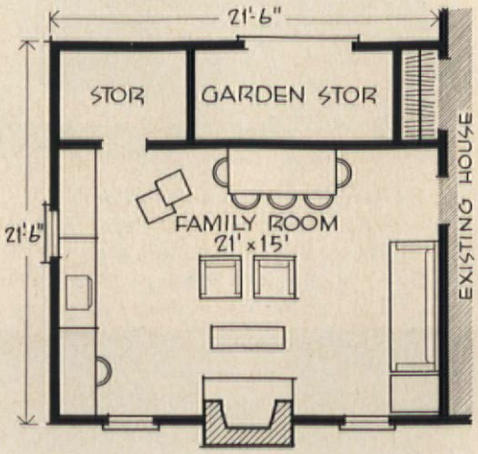

***Family room** provides plenty of storage. Blueprints for both units show alternate door and window placement so they can be added at rear, side, or front.*

Remodel your two-car garage into

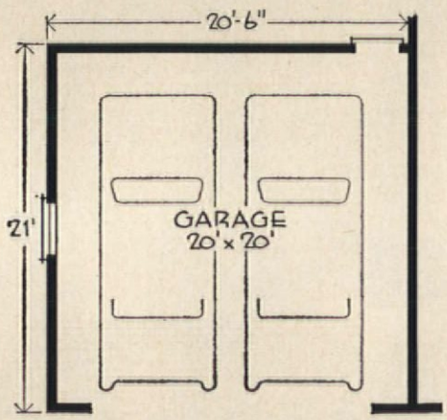

***A two-car garage** requires only a small amount of material and labor to turn it into a finished room. What about the cars? Add a carport!*

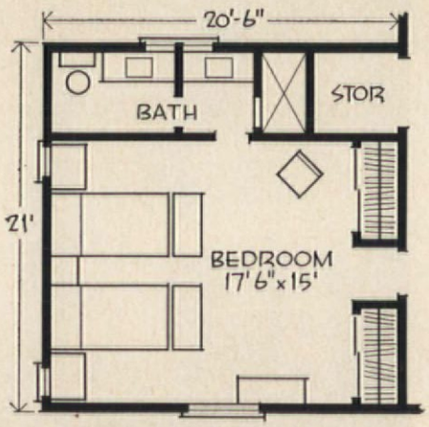

***Suggested plan** for converting a garage: with a private bath, it becomes an ideal master bedroom, or a comfortable and private in-law suite.*

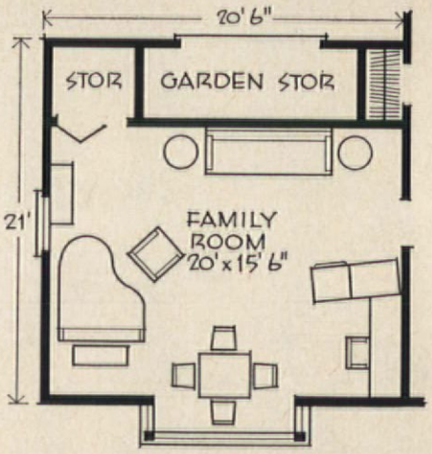

***Garages are naturals** for family-room conversions. This plan gives you ample inside and outside storage space.*

You can convert a one-car garage

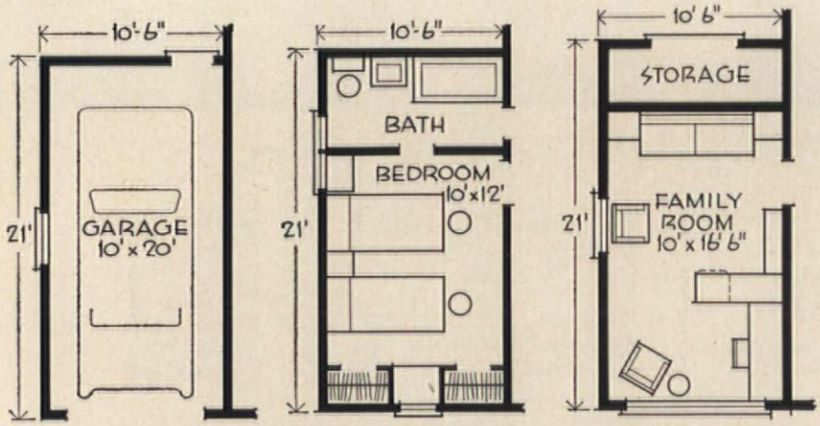

***Even a single-car** garage can be remodeled into a good-size bedroom and bath, or family room with outdoor storage. When used as a bedroom with bath, an extra door can be provided to the bath so that it can serve the rest of the house. This eliminates traffic through the new bedroom. If your home already has a door into the garage, the plan can be adjusted to take advantage of the existing door, with a resulting saving in labor costs.*



***Replacement** of one-car garage door is handled the same way as with a two-car garage. You can use siding, a fixed window or movable sash—whichever best fits your home.*

***Most-common change** involves installation of a double-hung window at the center of the new room, with siding at both ends. Shutters are attractive, but they are not essential.*

materials lists to build these two new rooms



***Elevations for additions** are planned for either a pitched roof or a shed roof, depending on which fits in best with your own home. Plans also show how to heat the addition if your home's central system is not adequate, or if it's not feasible to extend it for the new rooms. You'll also get complete framing details.*



***Additions like these** can be financed in several ways: through an FHA Title I home-improvement loan, through provisions in an open-end mortgage, through an ordinary home-improvement bank loan, or through your contractor or local lumberyard. If you start planning now, your new room will be completed before fall.*

a bedroom suite or a spacious family room

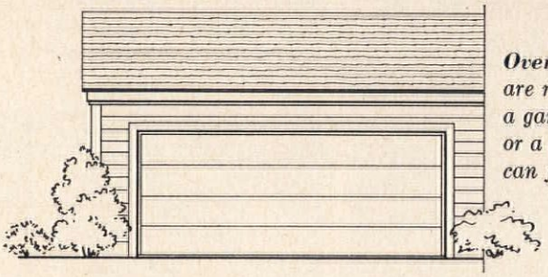

***Overhead or hinged doors** are removed when converting a garage. Siding, windows, or a combination of both can fill the open area.*

***A popular arrangement** is to use the space gained by removing doors for a fixed window, flanked by two movable sashes and a door.*

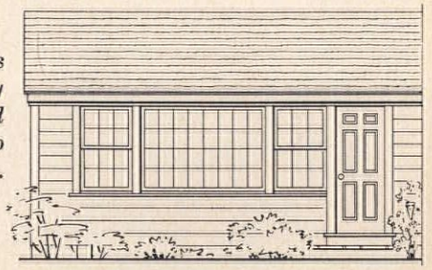

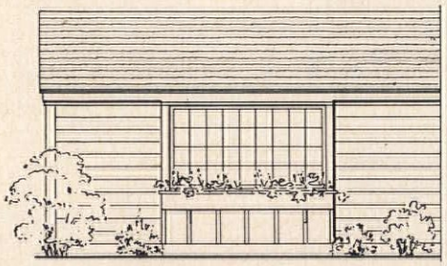

***Stock-size bow window** can be installed at the middle of the garage with siding added at the ends. This is an inexpensive way to do the job.*

***Sliding glass doors** are ideal for easy access from family room to outdoors. Stock units can be used with all changes shown.*

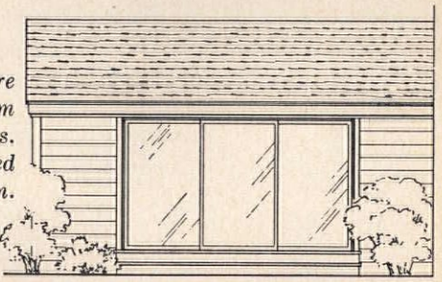

You can do it yourself

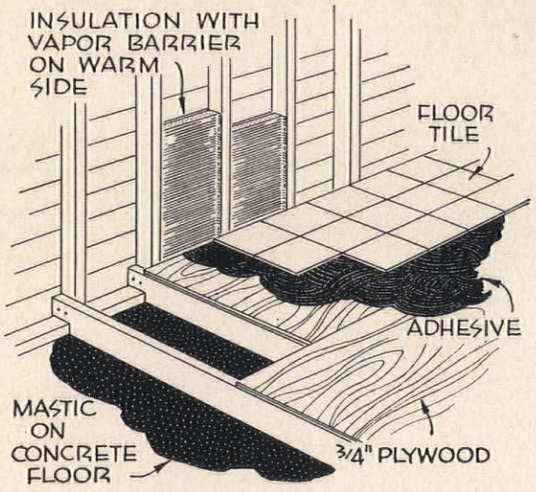

***Best way** to treat the floor in a garage is to put down wood sleepers and cover them with ¾" plywood. This can serve as a base for resilient flooring or for a hardwood floor. Garage floors need this type of handling in order to provide insulation.*

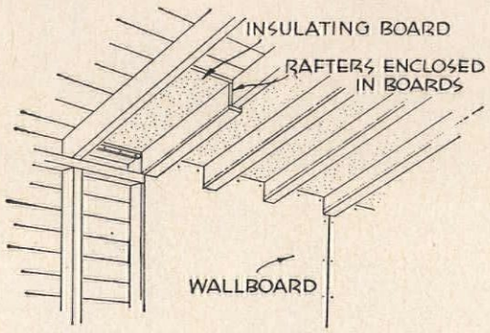

***Ceiling can be applied** to horizontal joists or the existing rafters can be boxed so they resemble beams. This provides a vaulted ceiling effect. Rigid insulation sheets are set between rafters.*

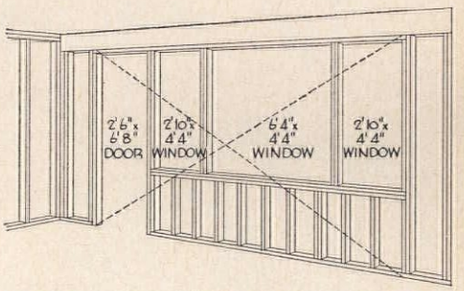

***Typical framing** in two-car garage conversion: here's how to replace doors with a fixed center window, movable sash, and a new door.*

***Apply roll insulation** between wall studding. Use roll insulation between ceiling joists or roof rafters, or rigid insulation between rafters.*



"Our kitchen seemed like a dark hole"

■ The Hayward Thomases' kitchen in Dayton, Ohio, wasn't really a chamber of horrors—it was just 20 years old and typical of the era in which it was built. It was U-shaped, with ample counters, twin windows over twin sinks, no cross traffic, an eating area. But the eating area was so awkwardly located, table and chairs got in everybody's way. The range stood too close to the dining-room door for safety. The kitchen was shadowy, and too far from the back yard to suit the California-bred Thomas family.

The new kitchen is as different "as night and day" from the old. A glass wall with sliding door made a dramatic change. The inside is twice as bright, the outside twice as accessible. "Now I can work and watch the children,"

Simple structural change makes a vast difference. New glass wall, same width as old over-sink windows, makes dining area brighter.



says Mrs. Thomas, mother of David, eight, and Steven, four.

By converting her work area from a "U" to a step-saving "L," Phyllis Thomas lost some counter space, but gained a great deal of working convenience. A dishwasher now reduces counter clutter, and the new table is in a position to double as an extra work surface. (continued on page 83)

Once a model of efficiency, *this dated kitchen left much to be desired. Access to back yard was through this door, via garage, and all traffic wound around table and chairs. Remodeling (below) created a more compact work center with new table just steps away from range and refrigerator. Pass-through near door is handy for bringing in groceries.*



DESIGNER: THOMAS G. ERNST PHOTOGRAPHER: KRANZTEN STUDIOS

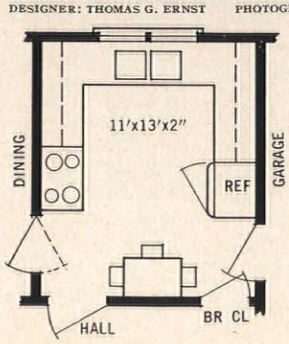

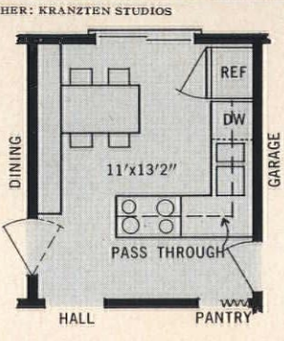

Ideal at first glance, *the old "U" plan involved long walks from work centers to table. New "L" with dining peninsula simplifies meal preparation, clears traffic lane from garage (right) to rest of house. Range is still handy to dining room (left), but change in its location reduces the safety hazard.*

***Basement corner** was ideally located for remodeling—on ground level with drainage down and away from foundations. No changes in windows were needed, either.*

"Now the boys have room to play, and I have time to relax"

■ Take two active boys who need room to play, a quiet spot to do their homework, and storage space for an ever-growing number of clothes, books, and toys. Add this mixture to one inadequately sized bedroom, and you have the same problem the Slockbowers faced with their two sons, Jimmy, eight, and Stephen, aged four.

The problem was solved by putting new life into a drab corner of the Slockbower basement. With several inexpensive partitions, new floor and ceiling tile, and a station wagon full of plywood and prefinished hardboard, the Slockbowers transformed their unused basement space into a colorful, sunny room for the boys.

"The boys are very happy with their new room," Pat says, "and I'm happy that I have an extra bedroom upstairs to keep tidy for guests. Also, I feel better about Jimmy and Stephen having a real place to play indoors. I always felt bad about scolding them for leaving toys scattered in their bedroom upstairs. Now I let them leave a reasonable number of toys in the playroom, as long as they keep the bunk rooms clean, and their beds made."

As you can see from the plan below (and the pictures), they made the basement into a compact room that includes a 15'9"x14'6" play area, storage space for the needs of growing youngsters, a bathroom of their own, a desk for each boy, and cleverly designed bunk beds. The beds are built on a double-decker principle, yet they're both made private by the simple addition of a sheet of plywood to one side of the lower bunk and the opposite side of the upper.



***Transformation** is complete from floor to ceiling. Floor is laid with yellow tile and brown divider strips, both of vinyl (installed with a waterproof cement over basement slab). Ceiling is acoustical tile, which is attractive, easy to install, and minimizes noise coming from the playroom. Bunk beds were constructed of plywood, stained brown.*

ARCHITECT: WILLIAM J. WARD, A.I.A. PHOTOGRAPHER: FRED ROLA

***After version** of the picture at the top of the page shows what can be done with fairly uncomplicated materials and some basic carpentry. Only custom-made items are window shades of beige fabric with red trim. Cabinet and desk tops are yellow plastic laminate. Shelves and cabinets are of plywood, wall paneling is wood-grain-finished hardboard.*

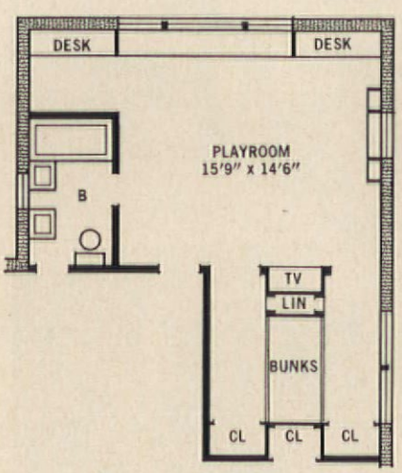

***Floor plan** used existing walls and windows to good advantage. Note clever use of space adjoining bunks which provides two dressing areas.*

Shopping Information, page 89

Teen-ager's world centers around the telephone. Here, Lyn Johnson is busy making plans with the approval of her friend, Jeffi Williams.

"To Lyn with love" . . . a teen-ager's dream come true

■ Mr. and Mrs. C. W. Johnson of Springfield, Missouri, gave their daughter Lyn a Christmas gift she'll never outgrow—a suite of rooms all her own. And they did it in the attic of a typical one-and-one-half-story Cape Cod home. Lyn's father, a newspaper editor, planned the gift from the time the Johnsons purchased the home. In fact, he drew up the rough plan himself, then consulted a designer. (continued on page 89)

***School work** is no problem when there's a specially designed area for it. Space in the front dormer was an ideal location since it provides natural light. Built-in desk houses a typewriter, has plenty of space for Lyn's school supplies.*

***Dressing table** sits at one end of the blue, white, and pink bathroom. Drawers hold all Lyn's cosmetics. Reflected in mirror is bath-shower enclosure, surrounded by white ceramic tile.*



***Storage areas** everywhere fit the specific needs of a teen-ager—such as space for a variety of bouffant petticoats. Stuffed animals are part of a collection Lyn started as a child.*

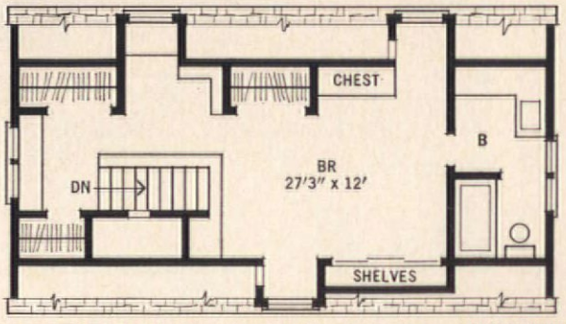

***Every inch** of space was used in planning the room. Skeleton plan was mapped out by Lyn's father.*

DESIGNER: OLYN G. ELLISON INFORMATION: BEE REYNOLDS PHOTOGRAPHER: KRANZTEN STUDIOS



***Modest frame house** looked like this when the Charles Wades built it in '54. The house soon became too small for a family of four.*

***Second-story addition** was accomplished by renting a crane with a 70′ boom to lift the roof and replace it on the new addition.*

***The crane** hooked on at 10 A.M. and lifted the roof ten feet. Side walls were assembled and ready on the attic floor before crane arrived.*

***Workmen steadied roof** with guy ropes. Meanwhile carpenters tilted up the side walls and a bricklayer extended the chimney.*



***Three hours later** the crane lowered the roof onto the side walls and it fitted perfectly. The rental of the crane cost only $125.*



***By nightfall** the men had the sheathing up on three sides. They left one end open to bring in bathroom fixtures, covered it with plastic.*

KRANZTEN STUDIOS

"My husband and I raised the roof!"

■ In 1954 Charles and Martha Wade found a 50-foot lot in an area of fine homes in Aurora, Illinois. They built what they could afford at the time—a single-story, two-bedroom cottage. Their two boys shared a bedroom, but they were crowded. In addition, Martha Wade wanted a dining room. They never considered moving or building a new home because they loved the neighborhood.

The Wades thought of adding a wing but decided to expand upstairs. One builder said he could save about $500 by lifting the roof with a crane and replacing it on the new second story. (For more about the Wades, see "Why and how we did it" beginning on page 43.)

***Two-story home** now has three large bedrooms and bath upstairs. The Wades converted the two old bedrooms downstairs into one large living room. The living room became a dining room. Former bathroom downstairs was changed to a half-bath. The Wades also gained a new attic that is reached by folding staircase. Originally, the house had 884 square feet of living area. It now has 1768 square feet.*

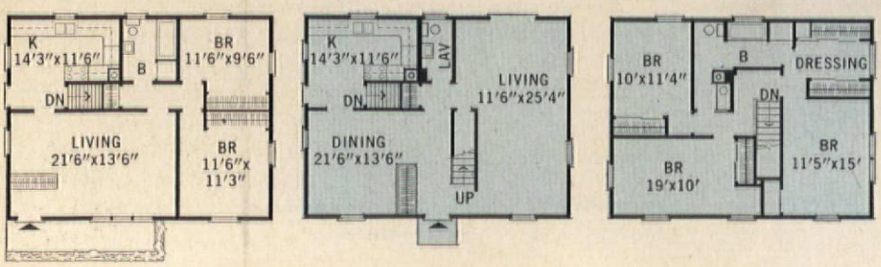

Startling change: *When the Staleys bought their house four years ago (below) it was similar to most development houses. It had a lawn and a few saplings but no privacy. High planter wall (foreground of right photo) solved the privacy problem. Raised lawn (of U-3 Bermuda grass) is bordered by railroad ties.*

INFORMATION: BEE REYNOLDS PHOTOGRAPHER: KRANZTEN STUDIOS

"Our theme song: One step at a time"

■ The S. J. Staleys of Springfield, Missouri, say the fun they get from their patio more than makes up for the three years of work that went into it. Starting with an almost bare yard in a new development, Norma and Joe Staley planned and built one of the most original and attractive outdoor living areas we've seen.

With only weekends available to build the patio, Joe knew he had to have a master plan which detailed each phase and operation and also located each of the plantings. "Make your mistakes on paper," he says. "It's cheaper that way."

From the first step of leveling the grade with fill to the last step of furnishing the patio, their neighbors wondered if they could do it. The Staleys proved they could with a "grand opening" party for 35 persons. (For more about the Staleys, see "Why and how we did it" beginning on page 43.)

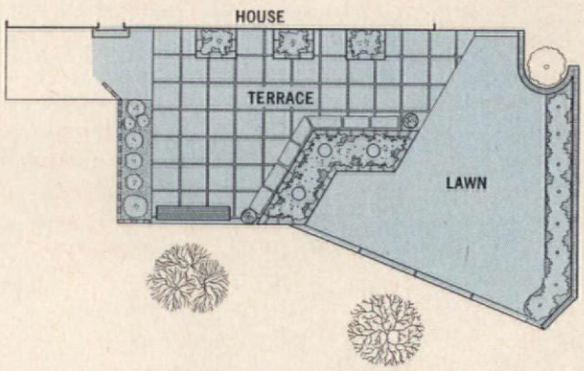

From plan to finished patio: *Just about everything has been included to make this outdoor living area functional as well as beautiful. Storage bench along planter wall is supported by angle irons inserted between the bricks. Total cost of the patio was about $1100, including everything from plantings to concrete.*

Remodelings we couldn't believe!

■ With most remodelings, it isn't too difficult to see a faint resemblance between the "before" and the "after." But some are beyond belief! When we ran across the home of the Bathursts of Tyrone, Pennsylvania, we could not only not believe our eyes—we thought somebody had goofed with the pictures!

The truth is, the Bathursts *did* transform their simple Cape Cod into this charming Southern colonial. They also enlarged every room in the house at the same time. Here's how it happened:

The Bathursts built their home back in 1939 on a quiet street in Tyrone. The house was well built and more than adequate for the Bathursts and their two small daughters, Josie and Barbara.

Then, as so often happens, Rex Bathurst was transferred to New York. Feeling they would return to Pennsylvania, they decided to rent. When they did come back, they remodeled as you see here. (For more about the Bathursts, see "Why and how we did it" beginning on page 43.)

First this: *The Bathursts built their present home—originally a six-room Cape Cod—in 1939. Then Mr. Bathurst was transferred.*



Next this: *The Bathursts moved into this Southern colonial in Westfield, New Jersey. They loved it so much they decided to remodel their first home to look just like it when they moved back to Tyrone, Pennsylvania.*

And now this: *The original Cape Cod was transformed into this lovely home by removing garage and extending the house proper. Dormers were removed, roof line raised to allow second-floor windows to be relocated. Two-car garage, bedroom, and bath were added to rear.*

F. M. DEMAREST

Fantastic! From California ranch to Japanese contemporary

■ A pleasant Japanese-style home is a far cry from a so-called California ranch. But that is the transformation wrought by Mr. and Mrs. Joseph Pegg of San Gabriel, California. The Peggs needed an additional bedroom and bath for their older daughter Jodi. They decided to add on top, doing it in such a way that the house would not stand out as a two-story home in a neighborhood of one-story houses. This was accomplished by placing the bedroom toward the rear of the house, back from the slope of the gabled roof.

To achieve the new look, the Peggs added redwood siding and areas of stucco, and reshingled the roof with heavy shakes. (For more about the Peggs, see "Why and how we did it" beginning on page 43.)

ARCHITECTS: TRYON & FOY, A.I.A. INFORMATION: MARGARET STOVALL PHOTOGRAPHER: GEORGE DE GENNARO

Before remodeling, *the Pegg home lacked privacy from the street. Living room was dark in spite of bay window on porch. The Peggs bought the house 20 years ago for $5500. Since then, they have added a bedroom and family room and remodeled the kitchen. Latest face lift cost $14,000.*

Second-floor bedroom *and a complete remodeling of the exterior were the final steps in transforming a two-bedroom cottage into a family home. Bay window was replaced with a large section of glass. Small Japanese garden and screen give privacy. Window in master bedroom was removed and this area covered with stucco.*

A simple face lift did it

■ It's amazing what a few changes can do for a house. Take a look at what the Arthur Wards of Russell, Kentucky did. It wasn't hard to turn the outdated facade of their house, below, into the trim attractive one at right. Removing the old porch and substituting shorter windows with shutters modified the height. To add to its bright new outlook, the house was painted gray with black shutters, white trim, and a yellow door.

***The Wards** were determined to spruce up their old house. "The weather was the biggest problem," says Mrs. Ward. "The day we removed the front to put in the windows it snowed. We put up a canvas and went to bed early to keep from freezing."*

KRANZTEN STUDIOS

The $3000 house that's now worth $35,000!

ARCHITECT: FRANK H. NICK, A.I.A. INFORMATION: MARGARET STOVALL PHOTOGRAPHER: GEORGE DE GENNARO

■ The home of Ruth and Howard Douglass of San Gabriel, California, served them well for 20 years. But as Mr. Douglass' business grew and the need for a place to entertain became a necessity, they looked for another place. What they wanted cost at least $50,000. Since they'd paid only $3000 for their house, they took a second look and decided to make it over. They built a swimming pool with a cabana that would serve not only for entertaining but provides sleeping space for guests. Later they remodeled the exterior and interior. Total cost: $30,000. They've since had an offer of $35,000.



STOVALL-REUTER

***The new facade** included replacement of the front porch with a gabled entry. Window sections were elongated and double-hung sashes replaced with jalousied windows. Redwood siding was added to original stucco, which was painted to blend.*

ARCHITECT: ROBERT KLIEGMAN INFORMATION: JEAN BURDEN PHOTOGRAPHER: GEORGE DE GENNARO



***Stone planter** extends across the front, softening the geometric lines. Cost of remodeling was over $25,000, not including the pool.*

All but starting from scratch

■ When the Robert Brauns of Los Angeles, California, decided to redo their little Spanish house, they stripped it down to three walls and the foundation. The whole front was rebuilt and a brand-new roof of golden colored rock substituted. The sloping roof line is reflected inside by sloping ceilings, adding a feeling of spaciousness. The Brauns relocated all the rooms and substituted a family room for the dining room. The new family room at the rear faces a new swimming pool. Says Robert Braun, "The only thing I didn't have to get was a new building permit!"

MAX TATCH

You'd never recognize it!

■ The C. N. Jennings of Muleshoe, Texas, built the seven-room frame house 15 years ago. With a large family and six grandchildren to boot, they decided to add a large one-story wing. To give the house a unified and pleasing design, they faced the whole first floor with brick, added board-and-batten panels to the upstairs portion, and extended the porch roof across the front of the house as an overhang. With the new wing, the Jennings gained a combination living and dining room, a den, an oversized kitchen, a bedroom, and a bath.

***Amazing change** included removal of outside stairway and the addition of one-story wing. Brick facing ties new and old together.*



WIDE WORLD PHOTOS

***All the brilliance of summer** will still be with you next winter if you dry your flowers for arrangements like this! Roses, hydrangeas, cockscomb, all the perennials, annuals, and foliage in your garden can be preserved in their full beauty.*

DOROTHEA THOMPSON

NEWEST, EASIEST, BEST WAY TO DRY FLOWERS!

"They *can't* be dried flowers. They look so fresh and alive." That's what everyone says who sees them, and perhaps you've been thinking so as you've looked at these pictures. But they *are* dried flowers, and not one is less than eight months old.

You can get the same results. They were dried with a chemical compound called silica gel. It's a harmless granular material that's sometimes enclosed in cereal and potato chip packages to maintain freshness. It absorbs moisture quickly and thus, when packed around flowers, removes the water from them without changing their color or form. So instead of producing the usual washed-out, half-shriveled look of dried flowers, it leaves them with all the freshness of form and brilliance of color that you see here. (continued on page 88)

A dried arrangement that looks fresh. *You can be sure of this with the silica gel method of drying flowers. These marigolds and laurel leaves took one week to dry, will last indefinitely, and with their tape-covered wire stems were easier to arrange than fresh material.*



But can you really dry roses? *Here's your answer! With ordinary methods, roses are difficult to dry and usually take on a washed-out, partly shriveled appearance. But with this new method there just aren't any difficult flowers.*

JUNE M. TOWNE and Foods Staff

YES, YOU CAN

If your idea of home canning is a sweltering kitchen filled with steaming wash boilers, bushels of fruits and vegetables, messy paraffin, and thousands of jars—it's time to change your mind! Canning can be easy and rewarding. Our first suggestion is that you do not try to reap a whole harvest at a clip. Process in fairly small quantities—a few jars each day or week—as things ripen in your garden or as soon as they appear in the market. You not only remove the drudgery of canning—you get a wider variety.

And if you do process in small quantities you don't have to invest in giant-size equipment. For example, you can process small jars (pints and half pints) in your pressure cooker provided the pressure can be kept at 10 pounds.

Many recipes—jams, jellies, *(continued on page 62)*

Home canning can be a pleasure! Perched on top: Pickled Cherry Tomatoes and Green Onions, Pickled Vegetables. Bottom

Irwin Horowitz

row: Tomato Chutney, Pickled Stuffed Peppers, Home Canned Tomatoes, Special Red Chili Sauce. *Recipes on page 62.*

conserves, marmalades, preserves, and relishes—are canned by the open-kettle method. They are cooked in an uncovered kettle and poured boiling hot into hot jars. Each jar should be sealed before filling the next one. No processing is needed because these foods contain a large amount of sugar or vinegar, which acts as the preservative and prevents spoilage.

COLD- OR HOT-PACK CANNING

The cold-pack method is recommended for most fruits and for tomatoes. Put the food in the jar raw or cold, then add hot liquid—syrup, water, fruit juice, or whatever the recipe calls for. Process the jars in a boiling-water bath or pressure cooker.

When foods are canned by the hot-pack method, they are given a short precooking, put in the jars boiling hot, then processed immediately either in a boiling-water bath or in your pressure cooker.

PROCESSING

Processing is the cooking of jars of food in a boiling-water bath or steam pressure cooker.

The *boiling-water-bath method* should be used for fruits, tomatoes, and other acid foods.

Any large kettle may be used, but it must be deep enough for the water to cover the tops of the jars by at least one inch. This kettle should have a rack in the bottom and a cover. Be sure the water is boiling when the jars are immersed. Remember, it will take some time for this amount of water to boil, so start early.

Jars should be spaced on the rack far enough apart to allow the water to circulate freely around each jar. The temperature may drop after the jars are immersed, so do not start counting the processing time until the water reaches a full rolling boil. Keep water boiling all during the processing. Add more boiling water, if necessary, to keep level of the water above the jars at all times.

When time is up, remove jars from kettle and set on several thicknesses of cloth, 2–3″ apart, in upright position. When jars are cold, remove bands, test seal, label, and store in a cool dry place.

All low-acid foods should be processed in a *steam pressure cooker*. This is the *only* method of canning in which you can reach a temperature high enough to destroy, within a reasonable time, spores of bacteria which cause spoilage.

The pressure cooker should have a rack, a steam-tight cover, petcock, safety valve, and an accurate pressure gauge.

As each jar is filled and capped, place it on the rack in the cooker containing the amount of water recommended by the manufacturer. Don't allow jars to touch each other in the cooker. Place on heat, fasten cover securely, and proceed according to the manufacturer's directions. After processing is completed and cooker is opened, remove jars and cool on layers of cloth as recommended under the boiling-water method.

PREPARING THE JARS

Whatever the method of canning you use, be sure the jars, rubbers, and lids have been washed thoroughly. Jars for processed foods—steam-pressure-cooker or boiling-water methods—do not have to be sterilized. Jars, rubbers, and lids for open-kettle canning should be sterilized before they are used.

To assure success in canning, use strictly fresh, sound produce at its most perfect stage, suitable for table use.

All old canning books contain unreliable information. For new ones contact the manufacturers of canning equipment and the U.S. Department of Agriculture.

HOW TO CAN VEGETABLES

HOME CANNED TOMATOES

Preparation time: 30 min.
Processing time: qts. 45 min., pts. 35 min.

10 lbs. (24–30) firm, ripe, medium-sized tomatoes; salt

• Be sure tomatoes have no decayed or soft spots, fresh cracks, or fungus growth. Wash tomatoes; scald a few at a time in boiling water about ½ minute to loosen skin; dip in cold water. Remove core; slip off skin; trim off any green spots. Leave tomatoes whole or cut into halves or quarters. Pack into hot clean jars; press tomatoes until juice fills spaces; leave ½ inch head space. Add 1 teaspoon salt to each quart, ½ teaspoon to each pint. Run knife between tomatoes and jar to remove air. Seal jars. Place in boiling-water bath; process at boiling 45 minutes for quarts, 35 minutes for pints. Take jars from canner. Let stand about 12 hours. Label and store. *Makes 4 quarts or 8 pints*

PICKLED STUFFED PEPPERS

Standing time: 24 hrs.
Preparation time: 30 min.
Cooking time: 10 min.

24 large, firm green peppers; 1 c. salt; 4 qts. cool water. *Syrup:* 2 qts. (8 c.) vinegar; 2 c. water; 1 c. sugar; 1½ tbs. mustard seed; 1 tbs. salt; 1-in. piece stick cinnamon; 1½ tbs. celery seed. *Stuffing:* 2 qts. (8 c.) finely shredded cabbage; 2 cucumbers, finely chopped; 4 red peppers, finely chopped; 4 medium-sized onions, finely chopped; ½ c. grated horseradish; ¼ c. salt; ¼ c. mustard seed; ¼ c. celery seed

• Wash and drain peppers; cut slice from top; remove seeds and white membranes from peppers. Make brine of 1 cup salt and 4 quarts cool water; place peppers in brine. Let stand 24 hours. Rinse and drain. Combine ingredients for *Syrup* in large saucepan; bring to boiling. Mix *Stuffing* ingredients thoroughly; fill drained peppers with mixture; pack into hot quart jars. Pour boiling syrup to within ½ inch of top. Seal jars. Label and store. *Makes 8 quarts*

SWEET PICKLED CHERRY TOMATOES AND GREEN ONIONS

Preparation time: 30 min.
Cooking time: 30 min.

5 c. sugar; 4 c. vinegar; 4 c. water; ¼ c. whole pickling spices; 1 tbs. dill seed; 2 tsp. salt; 1 qt. ripe cherry tomatoes*; 2 bunches green onions

• Combine sugar, vinegar, water, pickling spices, dill seed, and salt; bring to boiling; turn heat to medium; simmer 5 minutes. For decorative jar: spear tomatoes on long cocktail pick (heat-proof); arrange spears in clean, hot, pint jar (about 4 spears will fit pint jar). Peel and parboil green onions; arrange around tomatoes. (Or: fill jar with tomatoes loosely; slice onions and add. More tomatoes are needed for this method.) Pour boiling hot syrup over tomatoes to within ½ inch of top of jar; seal at once. Process in boiling-water bath for 30 minutes. Label and store.

*Ripe, peeled, quartered tomatoes may be substituted. *Makes 5 pints*

SPECIAL RED CHILI SAUCE

Preparation time: 45 min.
Cooking time: 1½ hrs.

12 medium-sized firm, ripe tomatoes; 4 medium-sized onions; 6 large red peppers; 2 large stalks celery; 1 tsp. salt; 2 c. sugar; ½ c. light brown sugar, firmly packed; 2 c. vinegar; 1 tbs. mustard seed; 1 tbs. celery seed; 1 tbs. whole cloves; 3 sticks whole cinnamon, broken; 1 tbs. whole allspice

• Wash vegetables. Scald, peel, and core tomatoes; cut into quarters; chop very fine; pour into heavy kettle. Peel and quarter onions. Seed peppers; cut into strips. Cut celery into pieces. Grind onions, peppers, and celery, using coarsest blade of food grinder; discard juice. Mix vegetables with tomatoes; add salt, sugars, and vinegar. Tie spices loosely in cheesecloth, forming bag (for easy removal later); add to sauce. Boil mixture rapidly about 1½ hours, or until as thick as desired. Stir during last half hour to prevent sticking. Pour into hot jars; seal. Label and store. *Makes 6 half pints*

(continued on page 74)



Make it in a morning—keep 'em happy all fall

...fresh fruit to all-finished takes so little time and effort

Easy does it! You can make jam rich with the golden goodness of fresh peaches. Start with ripe fruit, and let powdered Sure-Jell or liquid Certo take over. These natural fruit pectin products make jam "jell" just right. Flavor can't boil away. It's all there inside your gleaming jars. Do make this peach of a jam. You'll feel so creative!

GENERAL FOODS KITCHENS

Peach of a Jam • Boil just one minute

3 lbs. ripe peaches • 1 box Sure-Jell • 5 cups sugar

Peel, chop peaches. Mix 4 cups fruit in very large saucepan, with 1 box Sure-Jell. (For recipes using liquid Certo, see bottle.) Stir over high heat until mixture boils. Stir in sugar. Bring to full rolling boil; then boil hard one minute, stirring. Remove from heat, skim off foam, stir and skim by turns for five minutes. Ladle into 9 medium glasses, paraffin or seal at once. Recipes in every package.

SURE-JELL or CERTO – Surest, easiest way to jam and jelly-making

TAKE A PACKAGE OF TEA

***Tea Ice Cream**—try this tantalizing new flavor in a festive Tahitian Banana Split heaped with fruit and coconut. Tea is brewed in scalded milk and cream; sugar and eggs are added. The mixture chills to a rich, smooth dessert.*

***Tea-for-Two Cake**—what can you do with a plain yellow cake mix? Add a cup of raisins, then—before cake cools—pour over a bubbling sauce of tea, sugar, corn syrup, butter, and apple jelly! Good on other desserts, too.*

***Baked Tea Custard**—this favorite summer treat is refreshing with a delicate tea and lemon-rind flavor. Tea is brewed in water and scalded milk, then added to sugar, eggs, salt, and grated lemon rind. Bake in custard cups and chill.*

Think tea is only for crumpets, pink cakes, and polite conversation? Nonsense! Tea is a delightfully subtle flavoring in many dishes—just like coffee. Do you take your tea with cream? Wait till you taste Tea Ice Cream, made doubly enticing with a topping of tropical fruits. Like tea with lemon? Try a light and lemony Baked Tea Custard. For something deliciously new under the summer sun, try Tropical Chiffon Pie and delicate Tea-for-Two Cake, or Spiced Prunes brewed in aromatic tea. Turn a new trick with tinkling Iced Teas, too! Recipes on page 69.

***Iced Teas**—try brewing tea and mint leaves together—pour over ice in sugar-frosted glasses abloom with mint. Try Lime Tea Punch or Citrus Iced Tea—with fresh or bottled juices. Trim: Fruit Kabobs and Pineapple Swizzle Sticks.*

***Tropical Chiffon Pie**—a frothy, summery confection with a brand-new flavor! Tea is added to the gelatin, sugar, and egg yolk mixture before folding in snowy drifts of whipped cream and stiff egg whites. Top with whipped cream.*

***Tea Spiced Prunes**—prunes are gently simmered with orange and lemon slices and a cinnamon stick, then brewed with your favorite tea. Sweeten them with sugar and set before the family for a nourishing treat, delicious warm or chilled.*

Shopping Information, page 89

FLOWER ARRANGEMENTS: ESTHER WHEELER PHOTOGRAPHER: F. M. DEMAREST


Pillsbury
BEST
XXXX

New Pillsbury
Grand National Cake Mixes

This moist and spicy delight is Date Nut, a cake so good it would do your own grandma proud.

Rich and chewy, filled with fresh-shelled crisp nuts, and mellowed with chunks of plump sun-ripened dates.

Everyone who samples its fresh-made taste will think you spent hours putting it together.

Bake one up and triumph.

Inspired by GRAND NATIONAL BAKE-OFF RECIPES

This mix was inspired by the original recipe of Mrs. Martha L. Jackson of South Bend, Indiana, with which she won a handsome prize at our 7th Grand National Bake-Off at the Waldorf-Astoria Hotel.

You can also have **CHOCOLATE NUT** and **BANANA NUT**

Nothing says lovin' like something from the oven—and Pillsbury says it best!

Only 1 refrigerator-freezer —the new No-Frost RCA WHIRLPOOL gives so many modern automatic features

and saves money because it's Gas!

SAVES TIME! **EXCLUSIVE ICEMAGIC®** *replaces every cube you use, automatically!* NO TRAYS to empty or fill—even water is added automatically. A steady supply of ice drops into the handy server. All you do is use it! Only an RCA WHIRLPOOL refrigerator has ICE-MAGIC, the ice-maker *proved* by years of consumer use!

NOW! NO FROST—EVEN IN THE FREEZER! There's *no frost to de-frost* in this zero-degree freezer. Yet you can freeze foods right at home—hold over 92 lbs. of frozen foods. The right temperature is *sealed in* by Million-Magnet* doors on both freezer and refrigerator, with special magnets in door gaskets. Yet they open or shut *easily, instantly,* at your touch.

SAVES TIME! **EXCLUSIVE JET-COLD SHELF** chills a *new* way, *with new speed!* Constant tiny jets of arctic air *inside the shelf* are the secret—let this special shelf chill food *up to 3 times faster than an ordinary refrigerator shelf!* Quick and safe for desserts, salads, any food or liquid. Jet-Cold shelf is another exclusive you can find *only* in an RCA WHIRLPOOL refrigerator!

SAVES FOOD! **EXCLUSIVE NEW JET-COLD MEAT CHEST** lets you store meat with confidence! Holds temperature *at the best meat-keeping level*—in the right atmosphere to keep meats fresh and tempting for days. PLUS every other food-keeping convenience, from a spreadable-butter keeper to twin crispers that hold a whole bushel of vegetables!

All new, all over! New space-saving lines—it fits *flush* to walls and cabinets on all sides. New easy-open door. New design has more room inside. And no coils stick out in back to spoil the lines—this handsome RCA WHIRLPOOL *looks* built-in, even when it isn't—and builds-in beautifully, too. Choose yours in pink, yellow or white.

Saves you money, too! In this *one* refrigerator, you get *every* advantage: built-in look . . . color choice . . . all those wonderful new food-keeping features . . . PLUS the fabulous refrigerating system designed around a silent flame, with no moving parts to wear out or break down.

Gas saves you money on fuel bills, too. So *choose Gas.* There simply isn't a better buy than a modern automatic, *Gas* refrigerator-freezer like this!

AMERICAN GAS ASSOCIATION

Right now—Gas Companies and dealers are offering their best deal ever on the RCA WHIRLPOOL no-frost Gas refrigerator.

RCA Whirlpool
GAS APPLIANCES

Use of trademarks RCA and RCA by Whirlpool Corporation, Benton Harbor, Michigan, manufacturers of RCA WHIRLPOOL appliances, authorized by Radio Corporation of America. *Trademark

LIVE MODERN FOR LESS WITH GAS

Take a Package of Tea

(pictured in color on pages 64 and 65)

• TEA SPICED PRUNES

• TROPICAL CHIFFON PIE

Preparation time: 20 min.
Chilling time: 2 hrs.

1 envelope unflavored gelatin
¼ c. cold water
¼ c. boiling water
3 tbs. loose tea
or 6 teabags
or 2 tbs. instant tea
1⅔ c. milk, scalded
2 egg yolks, slightly beaten
⅓ c. sugar
½ c. heavy cream, whipped
2 egg whites
¼ tsp. salt
¼ c. sugar
1 baked 9-inch pastry shell

● Add gelatin to cold water; let stand. Pour boiling water over tea; brew 1 minute; add scalded milk; brew 3 minutes; strain. Stir tea mixture slowly into egg yolks in saucepan; add ⅓ cup sugar. Cook over medium heat, stirring constantly, until mixture thickens; remove from heat. Add gelatin mixture; stir until gelatin is dissolved. Chill until mixture begins to set; fold in whipped cream. Beat egg whites and salt until foamy; gradually add ¼ cup sugar, beating well after each addition; continue beating until stiff peaks form; fold into tea mixture; pour into pastry shell. Chill about 2 hours, or until firm. Garnish with sweetened whipped cream and peach slices or orange sections, if desired.

Makes 6 servings *328 cal. per serving* *Source of Vitamins A, C*

Tested in **THE AMERICAN HOME KITCHENS**

• TAHITIAN BANANA SPLIT WITH TEA ICE CREAM

Preparation time: 15 min.
Freezing time: 2½ hrs.

½ c. boiling water
6 tbs. loose tea
or 12 teabags
or 5 tbs. instant tea
2 c. milk, scalded
2 c. heavy cream, scalded
1¼ c. sugar
¼ tsp. salt
3 egg yolks, slightly beaten
3 egg whites, beaten to soft peaks

● Add boiling water to tea; brew ½ minute; add scalded milk and cream; brew 3 minutes; strain. Add sugar and salt; gradually stir into slightly beaten egg yolks in saucepan. Cook over medium heat, stirring constantly, until mixture thickens slightly; remove from heat; cool. Pour into 2 ice-cube trays; freeze at coldest temperature 45 minutes, or until frozen about ¾-inch around edges. Turn into bowl; beat until smooth; fold in egg whites. Return to trays; freeze 1 hour. Beat in bowl again until smooth; return to trays; freeze until firm.

Makes about 1½ quarts *539 cal. per cup* *Source of Vitamins A, C*

TAHITIAN BANANA SPLIT: Peel and split a banana lengthwise; place in serving dish. Place 2 scoops Tea Ice Cream on banana; top with crushed pineapple, whipped cream, flaked coconut, and maraschino cherries.

Tested in **THE AMERICAN HOME KITCHENS**

• BAKED TEA CUSTARD

• ICED TEAS

• TEA-FOR-TWO CAKE

Preparation time: 25 min.

1 pkg. yellow cake mix
1 c. chopped raisins
1 c. boiling water
2 tsp. loose tea
or 2 teabags
or 2 tsp. instant tea
1 c. sugar
⅓ c. light corn syrup
¼ c. butter or margarine
¼ c. apple jelly

● Prepare cake mix as directed on package; fold in raisins. Pour into greased 9x9x2-inch pan. Bake, following package directions for temperature and baking time. Cool cake in pan 10 minutes; turn out onto serving plate. Add boiling water to tea; brew 4 minutes. Strain (except for instant tea); combine tea, sugar, corn syrup, butter or margarine, and jelly; simmer 5 minutes. Pour over warm cake; serve at once.

If desired ¼ cup rum may be added to sauce. Sauce may be cooled and served over ice cream or pudding as well as cake.

Makes 8 servings *663 cal. per serving* *Source of Vitamin A*

Tested in **THE AMERICAN HOME KITCHENS**



To keep rice grains clear and white, add a few drops of lemon juice to the water while they cook.

AMERICAN HOME RECIPES

Take a Package of Tea

(pictured in color on pages 64 and 65)

• ICED TEAS

ICED TEA: Bring 1 qt. freshly drawn cold water to full rolling boil in saucepan; remove from heat. Add ⅓ c. loose tea, or 15 teabags, or 5 tbs. instant tea immediately; brew 5 min. Stir and strain into 1 qt. cold water in pitcher.

WITH FRUIT GARNISH: Serve Iced Tea over ice in tall glasses. Garnish with Fruit Kabob made by threading small lemon wedge, pineapple cube, maraschino cherry, orange wedge, lime wedge, and strawberry on long wooden pick. Or use a stick-shaped piece of fresh pineapple topped with cherry as a swizzle stick.

LIME TEA PUNCH: Stir ⅔ c. fresh or bottled lime juice into Iced Tea. Serve over ice in tall glasses with lime slice garnish; add sugar to taste.

MINTED ICED TEA: Add 8 sprigs fresh mint to boiling water with tea; crush mint with back of spoon. Brew and prepare as for Iced Tea. Serve over ice in tall frosted glasses with sprig of mint. To frost glasses, dip rims into lemon juice then into granulated sugar.

CITRUS ICED TEA: Bring 3 c. cold water to full rolling boil in saucepan; remove from heat. Add ¼ c. loose tea, or 11 teabags, or 4 tbs. instant tea immediately; brew 5 min. Stir and strain into 3 c. cold water in pitcher. Add 1 c. fresh, frozen, or bottled lemon juice; 1 c. fresh, frozen, or canned orange juice; and 1 c. sugar. Stir until sugar is dissolved. Serve over ice in tall glasses with lemon or orange slice.

• TEA-FOR-TWO CAKE

• TAHITIAN BANANA SPLIT WITH TEA ICE CREAM

• BAKED TEA CUSTARD

Preparation time: 10 min.
Baking time: 20-25 min.

¼ c. boiling water
2 tbs. loose tea
or 6 teabags
or 2 tbs. instant tea
2¼ c. milk, scalded
3 eggs, slightly beaten
6 tbs. sugar
¼ tsp. salt
1 tsp. grated lemon rind

● Add boiling water to tea; brew 1 minute; add scalded milk; brew an additional 3 minutes; strain. Combine eggs, sugar, salt, and lemon rind; gradually stir in milk mixture; blend well. Pour into custard cups; set cups in baking pan; pour hot water into pan. Bake in moderate oven (375° F.) 20 to 25 minutes, or until set. Cool; chill well.

Makes 6 servings *149 cal. per serving* *Source of Vitamins A, C*

Tested in **THE AMERICAN HOME KITCHENS**

• TEA SPICED PRUNES

Preparation time: 10 min.
Cooking time: 50 min.

1 lb. prunes
1 seedless orange, sliced
1 lemon, sliced
1 stick cinnamon
Water
4 teabags
or 1 tbs. instant tea
½ c. sugar

● Place prunes, orange and lemon slices, and cinnamon in saucepan; add enough water to cover. Simmer, covered, 45 minutes; remove from heat. Add tea; brew 5 minutes; remove teabags and cinnamon. Add sugar; stir carefully until sugar is dissolved; cool. Serve warm or chilled.

Makes 6 servings *188 cal. per serving* *Source of Vitamins A, C*

Tested in **THE AMERICAN HOME KITCHENS**

• TROPICAL CHIFFON PIE

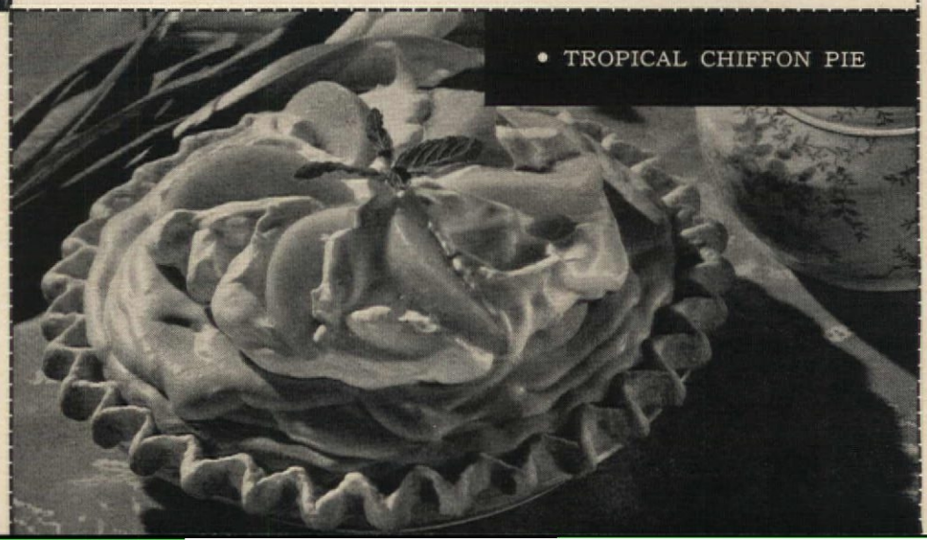

To measure mushrooms for a recipe, 20-24 fresh mushrooms equal one pound. Or use one quart of raw whole mushroom caps, or one 6- or 8-ounce can of mushroom caps or crowns.

THE SPICE OF ADVENTURE FOR STAY-AT-HOME MEALS!

Exotic Dressings

INSPIRED BY FARAWAY PLACES AND BLENDED FOR YOU BY KRAFT

Table-nice new bottles, designed with built-in mixing action!

1 NEW—Herb Dressing is a subtle merger of tingling herbs and spices, fragrant vinegars and clear oil. Quick glamour-trick with garden vegetables: marinate cooked green beans and sliced tomatoes in Herb Dressing; chill.

2 Catalina—a bright and beautiful mingling of tomato-y sweetness and spicy tang. For a one-dish lunch that's deliciously elegant: marinate cooked shrimp in Catalina Dressing for glorious flavor; serve in avocado halves, on lettuce.

3 Roka Blue Cheese—wonderful new dressing that pours like thick country cream, laced with the mellow flavor of aged blue cheese. Try its velvet touch on crisp greens, or on a mélange of fresh fruits—peaches, berries, melon, grapes.

4 Casino—This high-spirited blend of spices and herbs spiked with garlic and tomato was born for tossed salads! But try this trick, too: brush Casino Dressing between slices of diagonally-cut French bread and heat in a hot oven.

5 Italian—never another Italian Dressing so tantalizing, so true to its name. Golden oil and vinegar, afloat with tangy herbs, spices and garlic. Roman Holiday Salad: crisp greens, croutons and shredded Parmesan tossed with Kraft Italian.

CUCUMBER CUT-UPS

Make the quickest-fixing dish look festive and fussed over with a cool and clever cucumber garnish. Glorify a stand-by tuna dish with cucumber and tomato-paste rosettes. Place cucumber baskets topped with a truffle beside individual gelatin molds. Try icy green-and-white cucumber gyroscopes, tomato-centered cartwheels, lobster-filled rings! You'll find how-to's for all on page 75.

Irwin Horowitz

(Model TC-466V, 15.5 cubic feet)

. . . and no defrosting ever, thanks to FROST GUARD . . . the exclusive no-frost system that outperforms all others!



NO MORE DEFROSTING . . .

FROST NEVER FORMS!

General Electric's Frost Guard system is especially designed to banish frost forever . . . automatically, efficiently, economically!

Frost Guard is faster . . . more efficient and more economical than those no-frost systems using old-fashioned electric heaters!

Frost Guard is more reliable than those ordinary single tube no-frost systems that make one tube do the work of two!

Plus! Solid Swing-Out Shelves; Exclusive Roll-Out Freezer with tremendous capacity; Freeze-N-Store Ice Service. Choose one of several Frost Guard models now on display at your General Electric dealer's.

And this lasting proof of lasting quality: Right now, there are 6 million General Electric Refrigerators that have been in use 10 years or longer!

Household Refrigerator Department, General Electric Company, Louisville 1, Kentucky.

Progress Is Our Most Important Product

GENERAL ELECTRIC

How to Can Vegetables

(Continued from page 62)

PICKLED VEGETABLES

Preparation time: 30 min.
Cooking time: 10 min.

2 qts. vegetables (cauliflower, turnip, carrots, celery, green beans); 4 c. vinegar; ½ c. mixed pickling spices; 1 c. sugar

• Select firm fresh vegetables. Use all of one kind or combine 2 or 3. Clean vegetables. Separate cauliflower; pare and cube turnip; cut carrots into finger-length pieces (if small young ones, leave whole); cut celery into pieces; leave green beans whole. Bring vinegar, spices, and sugar to boiling. Pack vegetables into clean hot pint jars; pour boiling hot syrup to within ½ inch of top of jar; seal at once. Label and store. *Makes 6 pints*

SPICY TOMATO MARMALADE

Preparation time: 30 min.
Refrigeration time: Overnight
Cooking time: 50-60 min.

12 medium-sized firm, ripe tomatoes; 2 large lemons; 7c. sugar; ¼ c. chopped candied ginger

• Scald, peel, and core tomatoes; cut into eighths. Cut lemons in half lengthwise; slice paper thin. Combine tomatoes, lemons, and sugar; cover; refrigerate overnight. Next day, drain off liquid; cook it and any undissolved sugar rapidly until it spins a thread from tip of spoon. Add tomato, lemon, and ginger; cook over medium heat about 30 minutes, or until tomatoes are transparent and marmalade is thickened. Skim any scum from surface, if necessary. Pour at once into hot jars; seal. Label and store. *Makes 7 half pints*

GREEN TOMATO PICKLE

Preparation time: 1 hr.
Standing time: Overnight
Cooking time: 30 min.

8 lb. green tomatoes, thinly sliced; 6 onions, peeled and thinly sliced; salt (about ½ c.); vinegar; ½ c. chopped pimiento; 1 tbs. celery seed; 2 tsp. mustard seed; 4 red pepper pods, shredded; ½ c. mixed pickling spices

• Arrange tomatoes and onions in layers in large bowl, sprinkling each layer with salt. Cover with large plate; let stand overnight. Drain and rinse; place in large kettle; add vinegar to cover; stir in pimiento. Add spices which have been tied loosely in cheesecloth bag. Simmer 30 minutes; remove spice bag. Pour into hot jars; seal at once. Label and store. *Makes 5 pints*

RED PEPPER AND ORANGE JAM

Preparation time: 25 min.
Cooking time: 25 min.

25 sweet red peppers; 2 large oranges; 2 c. vinegar; 4 c. sugar; 2 tsp. salt

• Wash and drain peppers; remove seeds and white membranes; cut peppers into strips. Cut oranges into eighths. Grind peppers using coarsest blade of food chopper; drain very well; discard juice. Grind orange, rind and all; add to drained peppers. Add vinegar, sugar, and salt; cook rapidly, stirring often, about 25 minutes, or until jam is thick and clear. Pour at once into hot jars; seal. Label and store. *Makes 6 half pints*

There's just no triumph like yeast rolls you made yourself!

CLOVERLEAF ROLL EASY PETAL ROLL DATE TWIST

And here's a package of sure success!

The kitchen is so fragrant . . . you're so proud! Tender, light rolls certain every time. Because here's flour and yeast made just *for* rolls. Directions for all three on package. Choose and try!

Pillsbury Hot Roll Mix

Pillsbury HOT ROLL MIX

♫ *Nothing says lovin' like something from the oven and Pillsbury says it best!* ♫

CORN RELISH

Preparation time: 30 min.
Cooking time: 20-25 min.

6 ears corn; 1 c. chopped onion; 1 c. chopped green pepper; 1 c. chopped red pepper; 2 c. chopped celery; 2 c. vinegar; 1 c. sugar; 1 tsp. dry mustard; 1 tsp. mustard seed; 1 tsp. turmeric; 1 tsp. salt

• Husk and remove silk from corn. Cook in boiling salted water 10 minutes; drain. Cut kernels from cobs; combine with remaining ingredients in heavy kettle. Simmer 20 to 25 minutes; bring to boiling; boil 5 minutes. Pour at once into hot jars; seal. Label and store.

Makes 6 half pints

TOMATO CHUTNEY

Preparation time: 30 min.
Cooking time: 1¼-1½ hrs.

12 medium-sized firm, ripe tomatoes; 8 medium-sized apples; 4 medium-sized red or green peppers; 4 medium-sized onions; 1 pkg. (1 lb.) seedless raisins; 2 tsp. salt; 1 tsp. cinnamon; 1 tbs. ginger; 1 tsp. nutmeg; 3 c. brown sugar, firmly packed; ¼ c. lime or lemon juice

• Wash vegetables. Scald, peel, core, and chop tomatoes. Pare, core, and chop apples; seed and chop peppers; peel and chop onions. Combine vegetables with remaining ingredients in heavy kettle. Boil rapidly about 1¼ hours, or until thickened. Pour at once into hot jars; seal. Label and store.

Makes 12 half pints

Tested in THE AMERICAN HOME KITCHENS

Cucumber Cut-ups

(pictured in color on page 72)

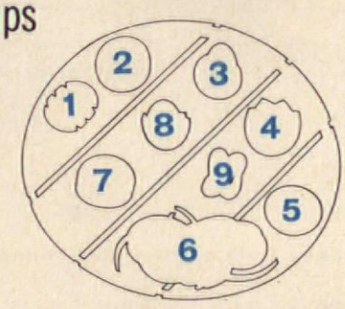

1. Cut 1½″ piece from end of cucumber; level pointed end. Make slits almost to bottom; insert thin radish slices.
2. Cut both ends from cucumber. Hollow center; fill with mixture of minced lobster and mayonnaise; chill. Cut into ½″ thick slices to serve.
3. Cut 1½″ piece from end of cucumber; level end; make 2 slits on top. Add mayonnaise and truffle. Cut rind from thin cucumber slice in half; tuck in slits.
4. Cut top of ½″ slice of cucumber in saw-tooth design. Top with cherry tomato.
5. Place slice of radish and parsley sprig on cucumber slice.
6. Cut 2″ long section from center. With sharp knife cut as thin as possible into long ribbon; rewind. Slice down thinly. Garnish with radish strips.
7. Cut 1″ piece of cucumber; level one side. Make 2 slits almost to bottom. Insert thin lemon wedges in slits.
8. Cut 1½″ piece from cucumber; level end. Hollow center; scallop edge. Fill with mayonnaise and tomato paste. Garnish with parsley.
9. Make slits in cucumber slices three quarters of the way across. Put together as shown.

You could win a **FREE TRIP to *Hawaii* FOR TWO!**

LAND ARRANGEMENTS BY ASK MR. FOSTER TRAVEL SERVICE

and a brand-new roof, installed, of beautiful BIRD WIND SEAL® SHINGLES

THIS IS THE GREAT HURRICANE-PROOF SHINGLE WE'LL GIVE YOU, INSTALLED FREE, IF YOU'RE A LUCKY WINNER — THE BIRD WIND SEAL SHINGLE



See These Dots of Powerful Adhesive? They go into sticking action with the heat of the sun, cementing every roof shingle down in a grip that won't let go.

It's been proved again and again: *even hurricane winds don't rip the Bird Wind Seal Shingle loose.*

Just mail us this coupon (or postcard with name and address) before midnight, Oct. 15, 1961. Five winning names will be drawn on Oct. 22, 1961. Yours might be one!

BIRD & SON, INC., Box 193 (AH), East Walpole, Mass.

I OWN MY OWN HOME ☐ I NEED A NEW ROOF ☐ I'D LOVE A TRIP TO HAWAII, AND I SURE HOPE I'M A WINNER!

Name.....

Street.....

City or Town.....Zone.....

County.....

State.....

. . . the self-sealing roof shingles that even hurricanes don't loosen

The chance of your life for the time of your life plus the roof of your life! And no jingles to write, no puzzles to solve, nothing to do but mail us the coupon. First prize: two free weeks for two in fabulous, exotic Hawaii — plus a free Bird Wind Seal roof, *installed* on your home. Four second prizes: a magnificent Bird Wind Seal roof each, wholly free, including installation on your home.

Only two major rules: (1) you must own your own home; (2) you must need a new roof. Mail coupon today, nothing says *you* won't be a winner!

BIRD
WIND SEAL SHINGLES

CONTEST RULES

1. You must own your own home. 2. You must need a new roof. 3. Entries must be postmarked no later than midnight, October 15, 1961 and received by October 22, 1961. 4. Prize winners will be selected in random drawings on or about October 22, 1961 at the principal offices of Bird & Son, inc. in East Walpole, Massachusetts. Winners will be notified by mail within fifteen days after final drawings. 5. Winner's trip to Hawaii covers air travel for two from winner's home town in any state East of the Rocky Mountains and within the U.S.A. to Hawaii and return, and two weeks room and board at the Hilton Hawaiian Village, plus $200 spending money. Winner must make trip by April 15, 1962. No winner is entitled to cash in place of any of the prizes. Tax or other liability on any prizes will be the sole responsibility of the prize winner. 6. Entries are limited to residents of the U.S.A. in states East of the Rocky Mountains. Employees and their families of Bird & Son, inc. and its advertising agency are not eligible. This offer is not open to any person residing in a state in which a drawing of this kind is contrary to law. Federal, state and local government regulations apply.

so you are on a diet

The latest word on the latest wrinkle in weight control—drink-it-yourself formulas—comes from the American Medical Association. The word is *caution*.

Since it's always wise to consult your doctor before dieting, as the makers of diet drinks agree, we feel it's important to bring this report to your attention.

The A.M.A.'s Council on Foods and Nutrition warns that complete dependence on the formula diets is not a "rational approach to weight control in the seriously overweight." It questions whether it is sound to recommend the same caloric consumption for all people, and suggests that an active person may find 900 calories a day, the amount contained in most of the diet drinks, insufficient.

Dr. Philip L. White, secretary of the council, adds that effective long-range weight control is improbable with "self-prescribed" programs. "Many users of the formula diets are thus doomed to the on-again, off-again, down-again, up-again paradox of self-treatment," he states.

If you want to avoid the thrills and spills of a roller-coaster diet, we'll show you how you can cut your weight safely and surely—without cutting out *food*. Below is a menu for one day's meals for dieters and non-dieters. Naturally, the weight-watcher's life isn't all popovers and cream—but both groups get plenty of tempting, delicious food at every meal, including Tea Ice Cream at dinner. (You'll find the recipe on page 69.)

WEIGHT WATCHERS	Cal. Per Serving	BREAKFAST	Cal. Per Serving	NON-WATCHERS
Drink ½ cup	55	Orange juice	55	Have at least ½ cup
You should have 1 egg on just . . .	75	Poached egg	150	You're entitled to 2 eggs on . . .
½ English muffin	60	Bread	170	Buttered whole muffin
Serve with sugar substitute and skim milk	5	Coffee	80	Serve with sugar and coffee cream
	195	Breakfast Total	455	
		LUNCH		
Make your serving only ½ cup	100	Cottage cheese	200	Serve yourself 1 cup
Serve with low-calorie French dressing	30	Vegetable salad with dressing	125	Toss with regular French dressing
Limit yourself to 1 thin slice	50	Bread	125	Have a regular slice, buttered
Eat it plain—save calories	117	Sponge cake	197	Glamorize it with chocolate syrup
Have 1 glass skim or buttermilk	85	Milk	165	Yours is whole milk
	382	Lunch total	812	
		DINNER		
Bake individual pies and omit the topping on one	223	Chicken pie with biscuit topping	428	Enjoy the topping too
Sprinkle with basil	30	Broiled tomato	60	Top with grated cheese
Flavor 2 medium stalks with lemon juice	45	Broccoli	110	Dress up 2 large stalks with melted butter
You may have a ½ cup	270	Tea Ice Cream*	547	You're privileged, have a Tahitian Banana Split*
Serve with sugar substitute and skim milk	5	Coffee	80	Serve with sugar and coffee cream
	573	Dinner total	1225	
*Recipe on page 69	1150	Day's total calorie count	2492	

GIANT-SIZE FRUIT from World-Famous STARK DWARF TREES

Ideal for Your Backyard Orchard. Take Up Little Space. Use for Ornamental Planting and Borders, Too.

Imagine! Bushels of luscious, full-size fruit from trees no bigger than a lilac bush! Get luscious apples, peaches, pears from these hardy Stark Dwarf Trees. Plant them in your back yard or borders as ornamentals. A riot of blossoms in the spring, beautiful all year, with early fruit crops, often at 2 years. Plant up to 9 trees in plot only 20 feet square. Easy to pick; only 8'-12' high.

Send for This Big FREE Fruit Tree and Landscape CATALOG

Shows dozens of U.S. Patented Leaders in Standard and Dwarf Fruit Trees. Also famous Stark Ornamentals, Roses, Shrubs, etc. Stark Bro's is largest nursery in the world—oldest in America. Mail coupon now for FREE CATALOG.

Make Extra MONEY

Check coupon for Free Sales Outfit which shows you how to make money taking orders in spare time for Stark Bro's.

STARK BRO'S NURSERIES and ORCHARDS CO.
Dept. 282 Louisiana, Missouri

YOURS FREE—Mail Coupon Now

STARK BRO'S NURSERIES, Dept. 282
Town of Louisiana, Missouri

Please send me FREE STARK BRO'S BIG NEW COLOR PHOTO LANDSCAPE-FRUIT CATALOG . . . contains valuable Home Landscape Planning Guide.

☐ Send me your special offer for early orders.

NAME _____
1st Initial 2nd Initial Last Name

R. F. D. or Street Address (very important)

Post Office Zone State

☐ Check here for extra money opportunity

EARN EXTRA INCOME WITH Peerless

DELUXE CHRISTMAS CARDS

Sell friends, customers fine quality Personal Christmas Cards - - a wide range of design and price for the most discriminating buyers. Also outstanding selection of Popular Priced Personal Christmas Cards, Holiday Gift Wrappings and fine Personal Stationery.

Write Today --for Samples on Approval with Complete Details

PEERLESS GREETINGS
161 West Huron Street, Dept. 4 Chicago 10, Ill.

Make everything tastier with POMPEIAN VIRGIN

With Pompeian, never a pallid salad. No dull roasting fowl, either, when brushed with Pompeian's first-press, natural flavor. Love that nut-sweet taste, golden crispness. 2 oz. to 1 gal.



Free recipe book! Pompeian, Balto. 24, Md.

Provide A Perfect Undercoat For Your Paint, and . . .

CUT HOURS OFF PAINTING TIME WITH B-I-N PRIMER-SEALER®

This "all purpose" flat white undercoat saves you time in many ways:

- Primes white, seals, kills stains — all in one coat.
- Dries to touch in 15 minutes—ready for your finish coat of paint in 45 minutes.
- Perfect for both porous and non-porous surfaces. Move from porous dry wall to thirsty wood to hard-to-grip metal or glass . . . no ordinary primer-sealer can be used so many ways.
- Kills bleeding knots, sappy streaks, stains, grease and soot stains—without special preparation.

For short cuts to better interior painting, send for free booklet, "When To Use Primer-Sealers," and literature on other Zinsser products.

WM. ZINSSER & CO.,
Dept. B-6, 516 West 59th Street, New York 19, N. Y.

NEW!

Now includes 360 favorite American Home recipes

Plus 300 transparent recipe protectors. See coupon below

ORDER OUR FAMOUS MENU MAKER

SPECIAL COMBINATION OFFER

MENU MAKER ORDER FORM

The American Home Magazine, Dept. MM, Forest Hills 75, N. Y.

Enclosed find $..... Please send me the following items:

- ☐ American Home Menu Maker.....$2.69
- ☐ 100 transparent envelopes.....$1.00
- ☐ 360 American Home favorite recipes.....$ .75

SPECIAL COMBINATION OFFER

- ☐ American Home Menu Maker, 360 Recipes and 300 Transparent envelopes.....$4.98

Please indicate color desired

☐ Copper ☐ Yellow ☐ Pink ☐ Turquoise ☐ Black and white

Send personal check or money order (no stamps, please). New York City residents add 3% sales tax. Sorry, no shipments to Canada or foreign countries.

.....
Print Name

.....
Print Address

City.....Zone.....State.....

$4.98 complete... save over $1.40

It's as handy as it is handsome! You'll find it such a convenience to put the best ideas from all your cookbooks and recipes into this one 6x11 file! And it now comes with 360 of your favorite American Home recipes! There's room, too, for approximately 1000 additional recipes you can clip each month from American Home.

The Menu Maker lets you take a single recipe (or as many as you want for a complete dinner.) No need to mark your place. No thumbing through pages of cross references. You can rearrange your recipes or add and subtract from your file as much as you like.

Made of beautiful, durable super styrene, the Menu Maker is available in striking decorator colors to complement or match your kitchen decor. 35 preprinted index cards are included for easy filing. Transparent envelopes keep your recipes clean. Send for more as you need them.

WHAT YOU WANT TO KNOW ABOUT GARBAGE DISPOSERS

VIRGINIA T. HABEEB

Why would anyone call the garbage disposer a "luxury appliance"? Yet how often we hear it! It is not a luxury to be able to get rid of vast amounts of household garbage effortlessly and eliminate the most unpleasant chore you have in keeping house. With a disposer installed in your kitchen, food waste disposal is immediate and sanitary, occurring at point of origin before it becomes "garbage." Here are some outstanding facts about disposers:

What Do They Cost?

The cost of the disposer depends on the model you select. More expensive models are cushioned for quieter operation. Cost ranges from under $60 to $160, plus the expense of installation. Plan to spend at least $60 for a unit that will endure over the years and give you good service. They are simple to install and fit almost any sink opening up to 4" in diameter. Adapters are available for larger openings, and a plumber can use a special boring tool to enlarge a smaller opening. No special trap is necessary; the disposer is part of the drainpipe and trap of your sink. A separate electrical circuit of 120 volts is needed, and, of course, it must be grounded to insure safe use. Depending on the amount of work required, the installation cost may run from $25 to $50. We would suggest that a serviceman or plumber handle the job of installation. It is not a do-it-yourself project.

How Do They Work?

Garbage disposers all have certain features in common: a drain outlet 3½-4" in diameter, designed to fit standard sinks, through which garbage is fed to the grinders; a chamber of about two-quart capacity to hold the garbage for grinding; impellers, shredders, or hammers rotating on a horizontal turntable at high speeds so as to hurl the garbage against stationary grinding rings which shred and pulverize it; and a peripheral ring of openings through which the ground garbage passes before being flushed into the drainpipe.

Disposers currently manufactured operate on either of two basic principles. In the *batch-feed type* garbage is loaded into the storage chamber before starting and a tight-fitting safety lid, placed in the sink opening, is rotated to act as the starting switch. In the *continuous-feed type* a wall switch usually starts the motor, and waste can be fed into the chamber continuously during operation.

In both types, cold water should be running through the grinder before the motor is started. The centrifugal action of the rotating turntable acts like a water pump, and enough cold water must be provided to flush the rapidly accumulating slurry to the street sewer. Some manufacturers offer a special interlock accessory that prevents the motor from starting without sufficient flow of cold water. Cold water is essential for grinding greases and fats. Hot water melts greases and fats and carries them along the pipes where they congeal by cooling and are thus deposited on the pipe walls. This eventually causes stoppage. Extensive studies have clearly demonstrated that cold water will prevent the ground waste fat of cooked meats from coating the walls of drainpipes.

How Safe Are Disposers?

Perfectly safe. Many disposers have solid shredding tables or walls, eliminating the direct use of knives or blades; others have safety covers which keep fingers and foreign objects out and waste in. On some the only movable steel blade is located beneath the revolving steel plate. Most models have a thermal-overload protective device built in. After the cause of a stoppage has been corrected, a reset button will start the motor again. Some are controlled manually; others are automatic. Newer models have complete rotating flexibility which enables impellers to move closer to or away from the shredding ring, which automatically eliminates jamming.

What Advantages Are There in Having a Disposer?

Two basic advantages, sanitation and convenience, are roughly comparable to the difference between having an indoor bathroom or an outside privy. With a disposer you eliminate garbage immediately. There are no odors to attract flies, and there's no garbage that will keep them around.

While rubbish and trash still exist, the bulk is cut considerably by the elimination of food waste. You make fewer trips to the garbage can—none with paper bags full of wet food waste ready to burst open. When you prepare meals, you don't have to keep a garbage pail handy, and afterward you can simply scrape food scraps down the drain. You save clean-up time, whether washing dishes by hand or in a dishwasher.

What Kind of Garbage Can a Disposer Handle?

It will take any type of food waste with the exception of very large knuckle bones that won't fit through the drain opening.

Can Anything Other Than Food Waste Be Fed Into a Disposer?

Yes, *but* certain materials might clog your drain lines even though a disposer can pulverize them (it will turn a penny or stone into powder, but your drain line cannot carry it to the sewage system). Examples of items that belong in the trash can are bottle tops and other metal objects, glass, rags or string, paper cartons, rubber, leather, and sea shells.

Will Bones Eventually Harm the Mechanism?

They won't hurt a quality disposer. In fact, bones and fruit pits have a scouring action that keeps the shredding ring in its most efficient condition and also helps clean plumbing lines. Be sure bones are not too long or wide for the waste chamber. If noise bothers you, mix soft waste with the bones or, on the continuous-feed type, put the drain closure in place (but in *drain* position so water can go through). If you have twin sinks, close the other drain. Some inexpensive disposers are not designed to handle bones, and their manufacturers so state in the operating directions.

Will Disposers Take Care of Egg Shells and Coffee Grounds?

Definitely. After being pulverized by the grinder, both flush easily through the drain lines.

What Do You Do About Large Melon Rinds, Fruit Skins, and Corncobs?

Just cut or break them into pieces that will fall easily through the disposer opening. Don't pack them down tightly in the chamber. In a continuous-feed unit, add such items gradually. Grinding may take slightly longer than for softer waste materials.

How About Fibrous Materials Like Cornhusks and Pea Pods?

They should be fed into the disposer gradually, mixed with other food waste when possible. After grinding this material, allow the disposer and water to run for a full two minutes. This flushes the ground waste all the way through the drain lines to the main sewer and prevents possible clogging.

What Kind of Paper Will it Dispose Of?

Plumbing authorities differentiate between hard-surfaced and soft-surfaced papers. Newspaper falls into the former category, which should never be fed into a disposer. Soft-surfaced papers, such as paper napkins, towels, or cleansing tissues, can go into a disposer because they dissolve almost completely. However, it is best to mix them with food waste, only one or two napkins at a time. Remember never to feed them into the disposer in large quantities. (continued)

UPSTAIRS The cleanest home you ever dreamed possible

Honeywell

First in Control

SINCE 1885

Whole-house air cleaning helps your home keep itself clean. You'll dust and scrub less frequently, pay far fewer dry cleaning and redecorating bills, have fewer aggravating airborne irritants. And, the smart Living Area Control Center gives you a visible symbol of the clean, pure air in your home. *For free booklet, write Honeywell, Minneapolis 8, Minnesota.*

How About Cigarette Butts?

Paper and tobacco from ordinary cigarettes and even cigars cause no problem. Filter tips, however, tend to mat over a shredding ring and thereby reduce its efficiency temporarily.

How Fast Does Cold Water Need to Flow Out of the Tap?

You should use a full flow of cold water, always turning it on *before* you start the unit. It's also good practice to allow both water and motor to run for about 10–30 seconds after grinding is finished to make sure all loose particles have been flushed away. Allow water to run two minutes after disposing of fibrous food wastes.

Can Disposers Clog the Drain Lines?

Not if they are used properly, following the points outlined on these pages. Directions that accompany disposers are usually complete and easy to understand. Take time to study them well.

How Do You Clean a Disposer?

You don't. Disposers are self-cleaning. Just fill your sink with water occasionally and let it drain out all at once to make sure the drain line is completely flushed of waste particles.

Can You Use Chemical Drain Cleaners With a Disposer?

Never! They are extremely injurious to disposers, and many manufacturers stipulate that use of these cleaners will null and void the warranty. If you have a double-bowl sink, you may feed chemical cleaners into the *other* drain.

How Much Water Does a Disposer Use?

It takes about 1½ to 2 gallons of cold water per person, per day to operate a disposer. This amounts to less than two per cent more than the average family uses without having a disposer.

Aren't Disposers Noisy?

Except when grinding bones or fruit pits, disposers are less noisy than vacuum cleaners. Many units are now insulated with sound-deadening materials.

How Much Electricity Would a Disposer Use?

A minimal amount. Some studies have shown an average of three cents' worth of electricity per day.

What Kind of Electrical Wiring Does a Disposer Require?

It depends on the electrical code in your locality. Generally a separate 120-volt circuit (normal house current) is required. Make sure the installer grounds the disposer for extra safety. This is a simple matter of connecting a separate wire to the frame of the unit and to the nearby cold-water pipe, which is always grounded.

Would We Need Special Plumbing for a Disposer?

You need only the professionally made connections between the drain pipe and disposer, made by your plumbing contractor in compliance with local codes. In most cases, improperly installed disposers are not covered by the manufacturer warranties, so don't consider a do-it-yourself job.

How Long Should a Disposer Last?

Of course, manufacturers' claims vary, but we've known of units still running after 15 years. Except for refinements in design, increased motor power, and improvements in insulation to make them quieter, disposers have remained basically the same since their introduction over 25 years ago. As far back as 1948 a woman in California had been using her garbage disposer for more than nine years and thought the unit "wonderful."

Is it True That a Bottle Should Be Ground Up Occasionally to Sharpen the Shredding Ring?

Definitely not! Glass is an abrasive and will eventually wear down a shredding ring. Further, it won't float and may clog your drain lines.

Can You Use a Disposer if Your Home Has a Grease Trap?

No. Before having a disposer installed, you'll have to remove the grease trap or bypass it. If the trap has a removable baffle, all you'll have to do is take it out.

How About a Septic Tank?

You can use a disposer if your septic tank meets the new Minimum Property Standards of FHA (which provide for garbage disposers, dishwashers, and automatic washers). These standards state that your septic tank should be 750 gallons for a two-bedroom home, 900 gallons for three bedrooms, 1000 gallons for four bedrooms, plus 250 gallons for each additional bedroom.

With existing systems, which may not meet FHA minimum standards, but take care of your present needs, the tank should be cleaned at frequent intervals. When it is cleaned, sufficient sludge (about five per cent of liquid capacity) should be left in the tank.

If your present tank or cesspool is now inadequate for your needs, you will probably have to increase its capacity to handle a disposer.

Disposers will not interfere with bacterial action of septic tanks, but excessive grease may affect the leaching area of the tank.

Is a Separate Drain Needed to Install a Disposer Near a Dishwasher?

Separate drains and traps may be used for the disposer and the dishwasher. However, a satisfactory and less expensive installation is to have the dishwasher drain through the disposer. Current models of disposers have a drain connection for a dishwasher, which saves the cost of a second trap.

Hint: If your dishwasher drain line is connected to the disposer, be sure there is no garbage in the disposer before turning on the dishwasher. Otherwise this waste might interfere with the rapid flow of water from the dishwasher.

Are Disposers Eligible for FHA Title I Loans?

Yes, since they qualify as built-in appliances. Ask your local bank about such a loan. *True* annual interest rate should run under 10 per cent. Many local plumbing contractors also have their own financing setup, or can obtain the Title I loan for you.

Where Can You Buy Them?

While a growing number of department and appliance stores carry garbage disposers, the majority are still sold through plumbing contractors because local codes normally require installation by a licensed contractor.

Booklets on Septic Tanks

Two U.S. Public Health Service publications offer useful information on septic tanks. Publication No. 73, "Septic Tank Care," is available from regional offices of the U.S. Public Health Service. Publication No. 526, "Manual of Septic Tank Practice," gives design and sizing recommendations. To obtain a copy, send 35 cents in coin to Supt. of Documents, U.S. Government Printing Office, Washington 25, D.C.

TIPS FROM OUR TESTING CENTER

AMERICAN HOME TESTING CENTER

A GREASE FIRE can be contained and smothered quickly with ordinary baking soda. Keep a package of soda close to your range for just this purpose.

LOSE YOUR GRIP IN SEWING BUTTONS? Hold each button in place with a bit of transparent tape. Sew right through the tape, then rip it off. So handy when you're spacing a whole row to sew!

SWEETEN YOUR DISPOSER after grinding unpleasant smelling foods (onions, fish) by dropping in a piece of lemon rind saved for this purpose. Voilà! You're rid of offending odors.

IF YOU SEW, organize small gear in an inexpensive plastic silverware tray. Sections are ideal for scissors, findings, and many spools of thread. Save space by keeping it in a deep drawer on top of more bulky sewing needs—all set for action.

PLASTIC SHOWER CURTAIN STIFF? Give it a half-hour tub bath in a few inches of warm water with a cup of water conditioner. Collected soap film will dissolve into suds as it soaks. Rinse in warm water, shake off the excess, and hang it on the rod to dry.

DISCOLORED ALUMINUM UTENSILS brighten automatically when used for cooking cranberries, tomatoes, or a recipe containing either one. The acidity of the food does the trick, with *absolutely no harmful effect* on either the pan or the food.

You'll find fascinating

ideas

at your Weyerhaeuser
4-SQUARE Lumber Dealer

Need more living space in your home? Tired of the same old appearance of some rooms? Looking for something just a little different? Then spend a bit of time exploring "fascinating ideas" that may give your home more room . . . or add sparks of genius here and there to lift it completely out of the ordinary. Two typical ideas are shown here. There are many, many more at your nearby Weyerhaeuser 4-SQUARE Lumber Dealer! Tie a string around your finger—remember to pay him a visit soon. And remember, too, your "fascinating ideas" are best when built of warm, friendly, genuine wood from Weyerhaeuser—the most *dependable* name in lumber and plywood!

WINDOW AREA BECOMES "INDOOR GARDEN"
What a delightful way to add new interest to your living or dining room! Just remove the windows from one wall, slant new windows outward to cover planterbox, apply Weyerhaeuser wood paneling to the wall and your indoor garden is complete . . . fascinating idea! From the outside, the lush indoor garden will give passersby a pleasant reaction all year 'round. Spot light it for added interest.



"FAMILY PLANNED" HOME OF MANY FEATURES
Three bedrooms, two baths in this spacious home . . . lots of closet space. Large kitchen and dining room lead directly to porch. Complete 4-Square wood construction gives durability, economy. Ask for Design No. 6143.



SUNDECK-CARPORT REPLACES BASEMENT GARAGE
There's "built-in" living space to discover in the home with a basement garage. Simply close off the garage—and presto-you're started on a recreation or hobby room. Then add a sundeck-carport and enjoy the luxury of lazy summer living with lots of seclusion.

WRITE FOR FREE FOLDER
It contains detailed descriptions and construction diagrams of the "Fascinating Ideas" shown above. Makes it easy to start your project NOW! Write to Weyerhaeuser Company, Dept. B-15, Tacoma, Wash., or see your 4-Square Lumber Dealer.

Weyerhaeuser Company
Lumber and Plywood Division

Bright New Kitchen

(pictured in color on pages 38 and 39)

This breakdown shows how the Thomases spent $4458.41 to transform their old kitchen, which "seemed like a dark hole," into the bright cooking and dining center shown on pages 38 and 39.

Equipment and materials

Refrigerator-freezer	$699.95
Range	559.95
Range base cabinet	64.95
Dishwasher	344.95
Waste disposer	98.95
Space-saver door for pantry	34.00
Double sink with disposer well and cutting board	80.21
Cabinets	425.00
Insulating-glass sliding door	292.50
Wallpaper and paint	100.00
Laminated plastic counters and table	40.00*
Flooring (installed)	225.00
Chairs (4)	96.00
Serving cart (not shown)	19.95
	$3081.41

*also see labor costs

Labor

Electrical contractor (relocation of original wiring due to window change, new plug-in strips, 240-volt circuit for range, wiring provisions for dishwasher and disposer, three new ceiling light fixtures, new outdoor light)	$250.00
Counters and table	182.00
Plumbing contractor (includes installation of dishwasher, sink, and disposer, all new plumbing from basement)	300.00
General remodeling (tearing out old, installing new, changing door swings, etc.)	500.00
Plastering	28.00
Brickwork (around window)	80.00
	$1340.00

Patio

Wood steps	15.00
Gravel	22.00
	$37.00

For their 1961 summer do-it-yourself project the Thomases are finishing off their patio in brick. After adding a layer of sand over the gravel to form a suitable base, they were ready to try their hands at bricklaying. Estimated cost of 1800 bricks: $135.

A subtle change that added a little to costs and a lot to convenience was the reversing of hinges on both dining room and garage entrance doors (see floor plans on page 39). Mrs. Thomas is thankful that she no longer has to "back into the kitchen" from the dining room, and she finds it much easier to carry in packages from the car. Since a hall door served no real purpose, it was removed. The new pantry door saves space and also leaves room for the garage door to open without interference.

If you contemplate remodeling your own kitchen, cost may well be an important factor in determining when and whether you should proceed. These lists of expenses for materials and labor should serve as a fairly accurate basis of comparison to work with.

A similar remodeling project might be more expensive if:

1. Your house is not already wired for 240-volt appliances. (The Thomases had an adequate service entrance and needed only new special circuits for the appliances that were added.)
2. You add a vent fan over the range. (Mrs. Thomas decided to forego this because it would have required such extensive and costly ductwork; also because she felt the kitchen was open enough to do without forced ventilation for cooking.)
3. Your heating system must be altered to suit the new plan.
4. The remodeling calls for a more extensive structural change.

The costs could be lower if:

1. Your house is frame construction instead of brick.
2. You make fewer changes in work-center locations and therefore can utilize present plumbing and/or wiring connections.
3. Your kitchen already has a 240-volt range circuit.
4. You decide to keep some of your present appliances or plan to add new ones at a later date.
5. You do not buy all "top-of-the-line" models in your new equipment.

The Thomases handled their own contracting for various services, engaging separate plumbing and electrical contractors and a local lumber dealer. You may prefer to obtain all these services through a plumbing firm, a lumber or cabinet dealer, or an appliance dealer in your area who specializes in kitchen planning. Many of the American Home Qualified Home Improvement Centers listed on pages 84–87 are kitchen modernization specialists. THE END

To a California family, *transplanted to Ohio, this was a dismal sight. Small windows, shaded by a large tree, were a poor source of daylight for the kitchen. The back yard was accessible only through the garage (far left).*

"This is more like living," *say the Thomases, showing off their new patio just outside the remodeled kitchen. At a moment's notice they can decide to dine alfresco—simply by sliding back the glass door and carrying tableware a few steps farther. Patio was temporarily covered with gravel, bricked over just this summer. Extra advantage of new glass wall: Mrs. Thomas can easily watch sons in the back yard.*

A welcome gain of remodeling *was storage wall composed of cabinets and open shelves, forming a cheerful background for the large new breakfast table. Both cabinet tiers are standard wall units; those under the counter were installed upside down to put handles at the top. The Thomases especially like having all that shelf space alongside the peninsular table to hold mealtime extras—and flowers.*

STOP ANNOYING NOISES AND WASTING WATER

GET THE GENUINE

WATER MASTER

AMERICA'S LARGEST SELLING
TOILET TANK BALL

Noisy running toilets can waste over 1000 gallons of water a day. The efficient patented Water Master tank ball instantly stops the flow of water after each flushing.

75c AT HARDWARE STORES EVERYWHERE
Higher in Canada

LASTS 100% LONGER

NEW

This super durable clear finish in GLOSS and SATIN outperforms all others on wood —interior, exterior, marine.

Write for free folder, name of dealer.
PRATT & LAMBERT-INC.
Dept. AB, 75 Tonawanda St., Buffalo 7, N. Y.

Men who know GLAZIERS' TOOLS say the BEST are Red Devil Tools.

DO IT YOURSELF!

PHOS-FUSED Versa® IRON or CARE-FREE ALUMINUM RAILINGS AND COLUMNS

save ⅓ and more

SOLD BY LUMBER AND HARDWARE DEALERS

FREE! BONUS CERTIFICATE

WRITE TODAY TO
VERSA PRODUCTS COMPANY
LODI 11, OHIO, OR
TIFTON 16, GA.

Chat with Neighbors

Earn CASH

America's finest selection of gifts, cards, and housewares that every person desires.

Show Catalog, Take Orders!

Nothing to buy! Colorful Catalog shows every item. Show and sip coffee with neighbors. Take profitable orders. Get your catalog now.

PEN 'N BRUSH
Room 6-R 366 Wacouta St., St. Paul 1, Minnesota

HELP FOR YOUR REMODELING JOBS

THE AMERICAN HOME
QUALIFIED HOME IMPROVEMENT CENTER

■ For your benefit here is an up-to-date listing of American Home Qualified Home Improvement Centers. These retail lumber dealers were selected by *The American Home* because they are qualified to help you with home-improvement projects of all types and sizes. They can give you architectural and design assistance, estimate material and labor costs, provide package financing through their own company or through local banks and lending institutions. Qualified Home Improvement Centers can provide a contractor or help you choose one. Their showrooms aid you in choosing materials.

If you are thinking about home improvement, visit one of these concerns that display our seal.

ALABAMA

Birmingham ... Constr. Matls. Co.
Birmingham ... Seale Lbr. Co., Inc.
Birmingham
Woods Do-It-Yourself Center
Dadeville ... Dadeville Lbr. Co., Inc.
Jasper ... North Alabama Lumber Co.
Mobile ... J. E. Paterson Lumber Co.

ARIZONA

Ajo ... The O'Malley-Cole Lbr. Co.
Benson ... Foxworth-Killen Lbr. Co.
Buckeye
The O'Malley-Buckeye Lbr. Co.
Chandler Foxworth-Galbraith Lbr. Co.
Coolidge ... The O'Malley Lbr. Co.
Glendale
The O'Malley-Glendale Lbr. Co.
Phoenix ... The O'Malley Lumber Co.
Scottsdale ... Ray Scottsdale Lbr. Co.
Tempe The O'Malley-Tempe Lbr. Co.
Tucson ... The O'Malley Lumber Co.
Yuma ... Galbraith-Foxworth Lbr. Co.
Yuma ... The O'Malley-Smith Lbr. Co.

ARKANSAS

El Dorado ... The Superior Lumber Co.
Jonesboro ... Barton Lumber Co.
Newport ... Dixie Lumber Co.
Searcy ... Wood-Freeman Lumber Co.

CALIFORNIA

Alhambra ... Palm Avenue Lbr. Co.
Arcadia ... Arcadia Lumber Co.
Bakersfield ... The King Lumber Co.
Bell ... Atlantic Lumber Co.
Big Bear Lake ... Wright Lumber Co.
Citrus Heights ... Sylvan Lumber Co.
Clovis ... Clovis Lumber Co.
Culver City ... Betts-Sine Lumber Co.
Culver City ... Builder's Square
Dinuba ... Dinuba Lumber Co.
Dixon ... Dixon Lumber Co.
Fallbrook ... Pine Tree Lumber Co.
Lakewood ... Build 'N Save
Marysville
Speckert Building Supplies, Inc.
Redwood City ... Progress Lumber Co.
San Diego
San Diego Home Improvement Co.
San Francisco
South City Lbr. & Bldg. Supply
Santa Cruz ... San Lorenzo Lbr. Co.
Santa Monica ... Fisher Lumber Co.
Tahoe Valley ... Wakeman Lbr. Co., Inc.
Walnut Grove ... Noah Adams Lbr. Co.

CANADA

New Westminster, B.C.
Valley Lumber Yards, Ltd.
London, Ontario
Copp Bldrs. Supply Co., Ltd.
Hamilton, Ontario ... Cole Lbr. Co., Ltd.

COLORADO

Boulder ... Bestway Building Center
Colorado Springs
American Enfield Co.
Colorado Springs ... Brookhart Lbr. Co.
Colorado Springs ... The Collier Lbr. Co.
Colorado Springs ... Everitt Lbr. Co.
Denver ... Hast Lumber Co.
Denver ... University Park Lbr. Co.
Grand Junction ... Independent Lbr. Co.
Greeley ... Bestway Building Center
Greeley ... Weller Lumber Company
La Junta ... Baldridge Lumber Co.
Pueblo ... Ladd's

CONNECTICUT

Bantam ... Bantam Lumber Co., Inc.
Derby ... The Housatonic Lbr. Co.
Ellington ... The W. G. Glenny Co.
Fairfield ... Fairfield Lbr. & Sup. Co.
Hartford
Capitol City Woodworking Co., Inc.
Manchester ... The W. Glenny Co.
Meriden ... The Immick Lumber Co.
New Canaan ... Weed & Duryea Co.
(also known as "Weeds")
New Milford ... H. H. Taylor & Son, Inc.
North Haven ... Drazen Lumber Co.
Thompsonville ... Enfield Lbr. Co., Inc.
Torrington ... John C. Iffland Lbr. Co.
Wallingford ... The C. F. Wooding Co.
Watertown
Watertown Bldg. Supply Co., Inc.
Willimantic ... The O. L. Willard Co.

DELAWARE

Dover ... M. A. Hartnett, Inc.
Georgetown ... Georgetown Lbr. Co.
Wilmington ... Silverside Supply Co.

FLORIDA

Boca Raton ... Causeway Lbr. Co.
Daytona Beach ... Alexander Lbr. Co.
Fort Lauderdale ... Causeway Lbr. Co.
Jacksonville ... Crabtree Lumber Co.
Miami ... Bailey Lumber Yard
Orlando ... Mills and Nebraska Lbr.
Plant City ... McGinnes Lumber Co.
West Palm Beach
Butler Brothers Lumber Co.

GEORGIA

Albany ... East Albany Lumber Co.
Atlanta ... Anderson McGriff Co.
Cedartown
Peek-Hightower Lbr. & Sup. Co.
Griffin ... Spalding Lumber Co.
Macon ... McNair Lbr. & Supply Co.
Milledgeville ... Fowler-Flemister Co.
Newnan ... Hollis Lbr. & Supply Co.
Norcross ... Norcross Supply Co.
Rome ... Storey Lumber & Supply Co.
Savannah ... Savannah Lbr. & Sup. Co.
Thomaston ... Frank Binford Sup. Co.
Valdosta ... The J. N. Bray Co.

HAWAII

Honolulu ... Island Lumber Co., Ltd.
Honolulu ... Lewers & Cooke, Ltd.
Kailua, Oahu
Alexander Building Materials, Ltd.
Lihue, Kauai ... Hale Kauai, Ltd.

IDAHO

Boise ... Bestway Building Center
Buhl ... Citizens Building Supply
Caldwell ... Irrigators Lumber Co.
Caldwell
McNeel Building Supply Super Mart
Coeur d'Alene ... Atlas Tie Co.
Downey ... Downey Lumber Co.
Idaho Falls ... Bestway Bldg. Center
Idaho Falls ... Booneville Lumber Co.
Idaho Falls ... Max Ker & Son Lbr. Co.
Idaho Falls ... John J. Poitevin Lbr. Co.
Lewiston ... Bestway Building Center
Pocatello ... Bannock Lbr. & Coal Co.
Pocatello ... Bestway Building Center
Pocatello
Coleman's Bestway Bldg. Ctr., Inc.
Pocatello ... McLelland Lumber Co.
Rigby ... Valley Builders Supply
Twin Falls ... Bestway Building Center

ILLINOIS

Alexander
Crawford & Calhoun Lumber Co.
Alton ... Springman Lumber Co.
Antioch ... Antioch Lbr. & Coal Co.
Argenta ... Suburban Lumber Co.
Arthur ... Factory Sales Inc.
Bloomington
Baumgart Lumber & Coal Co.
Bloomington ... Corn Belt Lbr. Co.
Bloomington ... Parker Bros. Lbr. Co.
Bloomington
Schwulst Lumber & Coal Co.
Blue Island ... Blue Island Lbr. Co.
Blue Island
Mathieu Bldg. Center, Inc.
Buffalo ... Lester-Wiley Lbr. Co.
Carbondale ... Carbondale Lbr. Co.
Carmi ... White County Lumber Co.
Champaign ... Hillcrest Lumber Co.
Chicago ... Gee Lumber & Hardware
Chicago ... Edward Hines Lumber Co.
Chicago ... Siegel Lumber Co.
Crystal Lake
Rosenthal Lbr. & Fuel Co.
Danville ... Hill Lumber Co.
Decatur ... Gates & Johnson Co.
Decatur ... Hunter Pogue Lumber Co.
Decatur ... Lyon Lumber Co.
Decatur ... Sims Lumber Co.
Decatur ... Thompson-Decatur Lbr. Co.
East Moline ... East Moline Lbr. Store
Effingham ... Effingham Bldrs. Sup. Co.
Eleroy ... Eleroy Lumber & Fuel Co.
Evanston ... Edward Hines Lbr. Co.
Evergreen Park
Edward Hines Lumber Co.
Galesburg
Simpson Powelson Lumber Co.
Geneva ... Mid-Valley Lumber Co.
Greenfield ... Hill Lumber Co.
Highland ... Edward Hines Lumber Co.
Homewood ... Edward Hines Lbr. Co.
Itasca ... Edward Hines Lumber Co.
Jerseyville ... Jersey Lumber Co.
Kankakee ... H. H. Troup & Co.
La Grange ... Edward Hines Lbr. Co.
Mattoon ... Construction Materials Co.
Mattoon ... Mattoon Lumber Company
Morris ... I.N.R. Beatty Lumber Co.
Mount Zion
The Wilkinson Mt. Zion Lbr. Co.
Northbrook ... Northbrook Lbr. Co.
Orland Park ... I.N.R. Beatty Lbr. Co.
Owaneco ... Honefenger Grant Lbr. Co.
Park Ridge ... Edward Hines Lbr. Co.
Richton Park ... Gee Lbr. & Hardware
River Forest ... Edward Hines Lbr. Co.
River Grove ... Capitol Lumber Co.
Riverton ... Campbell Lumber Co.
Robinson ... Robinson Lbr. Co.
Rochester ... Rochester Grain & Lbr.
Rockford ... Fred A. Smith Lbr. Co.
Rock Island ... Rock Island Lbr. Co.
St. Charles ... Edward Hines Lbr. Co.
Springfield ... Barker-Lubin Co.
Springfield
Peter Vredenburgh Lumber Co.
Taylorville ... Brown & Sons
Villa Park ... Edward Hines Lbr. Co.
Watseka ... MacKemer & McBroom
Zion ... Zion Builders Industries

INDIANA

Albany ... Albany Lumber Co.
Anderson ... Madison County Lbr.
Anderson ... Matthew Lumber Corp.
Auburn ... Citizen's Lumber Corp.
Aurora ... Aurora Lumber Co.
Battle Ground ... Battle Ground Lbr. Co.
Bedford
Black-Carmichael-Klein Lbr. Co.
Bloomington ... Black Lumber Co.
Burket ... Burket Lumber Co.
Camden ... Camden Lumber Co.
Columbus ... Dunlap & Co., Inc.
Crown Point
Merrillville Lumber Co., Inc.
Decatur ... Arnold Lumber Co., Inc.
Delphi ... Delphi Lumber Co.
Delphi ... Metzger Lumber Co.
Denver ... Wilkinson Lumber Co.
East Chicago
Indiana Harbor Lbr. & Coal Co., Inc.
Evansville ... Grimm Lumber, Inc.
Fowler ... Metzger Lumber
Frankfort ... Kramer Bros. Lbr. Co.
Greencastle ... Black Lumber Co.
Greensburg ... Greensburg Lumber Co.
Greenwood ... Greenwood Lbr. Co., Inc.
Hobart ... Hobart Lumber Co.
Indianapolis ... Black-Hebert Lbr. Co.
Indianapolis
Builders Lumber (Main Firm)
Indianapolis ... Wright-Bachman, Inc.
LaPorte ... Wilson Lumber, Inc.
Lebanon ... Metzger Lbr. & Coal Co.
Logansport
Loners Lumber and Millwork
Lowell ... Lowell Lumber Co., Inc.
Marion ... Barley & Spencer Lbr. Co.
Marion ... Byrd Lumber Co.
Milroy ... Milroy Lumber Co.
Mishawaka R. J. Corlett & Sons, Inc.
Monticello
Monticello Lumber & Coal Co.
Mt. Summit ... F. P. Ice Lumber Co.
Muncie ... Consumer Lumber Co.
Parker ... Randolph Lbr. & Sup., Inc.
Peru ... Midland Lumber Co.
Pittsboro ... Pittsboro Lumber Co.
Richmond ... Richmond Lbr. Co., Inc.
Rising Sun ... Granite Brick & Lbr. Co.
Rushville ... Metzger Lumber Co.
St. John
Standard Lbr. Co. of St. John, Inc.
Seymour
Central Lumber & Supply Co., Inc.
Sharpsville ... Sharpsville Lbr. Co.
South Bend ... Belleville Lbr. Co.
Sullivan ... Black Lumber Co.
Terre Haute ... Farrington Lumber Co.
Tipton ... Tipton Lumber Co.
Vincennes ... Niehaus Lumber Co.
Wabash ... Wilkinson Lumber Co.
Walton ... Walton Lumber Co.
West Lafayette ... Henry Poor Lbr. Co.
Whiting ... Northern Indiana Lbr. Co.
Whiting ... Whiting Lumber & Coal Co.
Winamac ... Winamac Lumber Co.
Winchester ... Winchester Lumber Co.
Zions Villa ... Metzger Lumber Co.

IOWA

Arnolds Park ... Consumers Lbr. Co.
Burlington ... Benson Lumber Co.
Burlington ... Central Lbr. & Sup. Co.
Carroll ... Kanne Lbr. & Sup. Co.
Cedar Rapids ... Heabel's
Cherokee ... Rock Island Lbr. Co.
Clear Lake
Woodford-Wheeler Lumber Co.
Clinton ... Thomas Oakes Co.
Davenport ... Mueller Lumber Co.
Des Moines ... Gilcrest Lumber Co.
Emmetsburg ... Varcoe Bldg. Store
Fort Dodge ... Drive-In Lbr. Mart
Hawarden ... Schoeneman Bros. Co.
Iowa City ... Nagle Lbr. Co.
Keokuk ... Independent Lumber Co.
Marshalltown
Farm & Town Lumber Yard
Ottumwa ... Wormhoudt Lumber Co.
Spirit Lake ... Consumers Lumber Co.
Sumner Town ... Farm Bldg. Sup., Inc.
Waterloo ... Shephard Lumber Co.
Webster City ... Raun Lumber Co.

KANSAS

Arkansas City ... Woods Lumber Co.
Colby ... Hardman Lumber Co.
Emporia ... Nickelson Lumber Co.
Great Bend ... Rock Island Lbr. Co.
Hays ... Hardman Lumber Co.
Hutchinson
Davis Lbr. & Bldg. Center, Inc.
Liberal ... Radke & Light Lbr. Co.
Manhattan ... Kansas Lumber Co.
Salina ... Long-Bell

Topeka.....Long-Bell
Topeka.....Whelans, Inc.
Wichita.....Comley-Neff Lumber
Wichita.....Long-Bell
Wichita....Rock Island Lumber Co.

KENTUCKY

Cynthiana.....The Owsley Lbr. Co.
Frankfort....J. B. Blanton Lbr. Co.
Georgetown...Oldham Lumber Co.
Louisville.Clifton Lumber & Supply
Louisville.....Jacob Levy & Bros.
Owensboro...Kittinger Lumber Co.
Paducah.Allcock-Searles Bldg. Sup.

LOUISIANA

Bastrop...Terzia Lbr. & Hdwe. Co.
Baton Rouge
Plank Road Lumber Co., Inc.
Monroe..Superior Lumber Co., Inc.
New Orleans
Southern Hdwe. & Lbr. Co.
Shreveport
Pelican Lumber & Supply Co., Inc.

MAINE

Lewiston.....Pineland Lumber Co.
Machias.....H. Blaine Davis Estate
Norway....Diamond National Corp.
Stanford....N. J. Gendron Lbr. Co.

MARYLAND

Aberdeen.Livezey Lumber Co., Inc.
Baltimore.The Helfrich Lumber Co.
Baltimore....Penn Lbr. & Sup. Co.
Brunswick.....J. P. Karn, Inc.
Berlin.....The Adkins Co.
Cambridge....Webster Bldg. Sup.
Denton.The Nuttle Lbr. & Coal Co.
Glen Burnie.J. F. Johnson Lbr. Co.
Hagerstown.Coffman Lumber Corp.
Hagerstown
The Hagerstown Lumber Co.
Queenstown.....Friel Lumber Co.
Salisbury.....E. S. Adkins & Co.

MASSACHUSETTS

Adams.....R. T. Arnold Lbr. Corp.
Auburn....H. C. Pond Lumber Co.
Bellingham.Cooks Lumber Co., Inc.
Bellingham.Scott Hill Lbr. Co., Inc.
Beverly
Knight Home Modernization Center
East Freetown
E. W. Goodhue Lumber Co., Inc.
Fitchburg.....Grossman's
Fitchburg..Webber Lbr. & Sup. Co.
Holbrook.....Farina Brothers, Inc.
Holyoke.....Merrick Lumber Co.
Indian Orchard.A. Boilard Sons, Inc.
Lowell.....Friend Lumber Co.
Marlboro..Diamond National Corp.
Milford.H. M. Curtis Coal & Lumber
Oxford.....Sawyer's-Chaffee Div.
Peabody....Peabody Lumber Co.
& North Shore Lumberteria
Pittsfield.....Ferry's Lumber Yard
Quincy.....Grossman's
Sagamore.Grossman's of Cape Cod
Scituate.....The Welch Co.
Stoughton....Norfolk Lumber, Inc.
Taunton.....Grossman's
Wellesley.....F. Diehl & Son, Inc.
Worcester.....Sawyer's

MICHIGAN

Allegan.....Allegan Lumber Co.
Baldwin.....Baldwin Lumber Co.
Benton Harbor.Nowlen Lumber Co.
Birmingham
Birmingham Lumber Co.
Dearborn..C. A. Kandt Lumber Co.
Detroit..Bond-Bilt Construction Co.
Detroit..B. A. Chaplow Lumber Co.
Farmington.Farmington Lumber Co.
Flint.....James Lumber Co.
Grand Blanc....James Lumber Co.
Grand Rapids
West Michigan Lumber Co.
Hamtramck
Hamtramck Lumber Co.
Holland.....A. J. Cook Lumber Co.
Kalamazoo.....Miller Lumber Co.
Lansing...Capitol City Lumber Co.
Lincoln Park
Bond-Bilt Construction Co.
Ludington
Abrahamson-Herheim Co.
Montague.....Raydon Lumber Co.
Mount Pleasant
Mt. Pleasant Lumber Co.
Muskegon Heights
Fredricks Lumber Co.
Rochester
Nowels Lumber & Coal Co.
Royal Oak.ERB Restrick Lumber Co.
Saginaw.....Furstenberg-Braun
Traverse City.Red Mill Lumber Co.
Trenton.....N. A. Man & Sons
Warren.Scheuren MOK Lumber Co.
Zeeland
Borculo Lumber & Supply Co.

MINNESOTA

Ada.....Wilcox Lumber Co.
Anoka.....Rum River Lumber Co.
Austin.....F. I. Crane Co.
Bemidji.....Standard Lumber Co.
Brainerd.....Standard Lumber Co.
Crookston..Robertson Lumber Co.
Delano.....Lundsten Lbr. Co.
Duluth.....Woodruff Lumber Co.
Fergus Falls....Fergus Lumber Co.
Fisher..The Robertson Lumber Co.
Forest Lake....Inter-State Lbr. Co.
Grand Rapids....Mills Lumber Co.
Herman.....Standard Lumber Co.
Lindstrom.....Inter-State Lbr. Co.
Mankato.....Lloyd Lumber Co.
Mapleton....Standard Lumber Co.
Minneapolis.....Peavey Lbr. Yards
Minneapolis.G. M. Stewart Lbr. Co.
Montevideo...Rock Island Lbr. Co.
Moorhead...O. P. Foss Lumber Co.
Moorhead.Stenerson Bros. Lbr. Co.
Newfolden..Robertson Lumber Co.
Nisswa.....Standard Lumber Co.
Pequot Lakes...Standard Lbr. Co.
Pine Island.....Hess Lumber Inc.
Robbinsdale.....Howard Lbr. Co.
St. Paul.....Lampert Lumber Co.
St. Paul.....Lampland Lumber Co.
St. Paul..W. B. Martin Lumber Co.
St. Paul.....Shaw Lumber Co.
St. Paul
Villaume Box & Lumber Co.
Stephen....Robertson Lumber Co.
Stillwater....Bluff City Lumber Co.
Thief River Falls.Robertson Lbr. Co.
Vergas.....Wilcox Lumber Co.
Virginia..Iver Johnson Lumber Co.
Wheaton
Erickson-Hellekson-Vye Co.
White Bear Lake
Inter-State Lumber Co.
White Bear Lake
White Bear Lake Lumber & Coal

MISSISSIPPI

Clarksdale..Hyde Brothers Lbr. Co.
Columbus..New Home Bldg. Stores
Greenville...Greenville Lumber Co.
Greenwood.....Delta Lumber Co.
Hattiesburg.....Southern Glass
Houston...Couch & Bailey Lbr. Co.
Iuka.....Iuka Building Supply Co.
Kosciusko..New Home Bldg. Stores
Meridian
Bomar Building Supply Co., Inc.
Morton.....Farris Lumber Co.
Oxford.....Elliott Lumber Co.

(continued)

national retail lumber dealers association

Mr. John M. Carter, Editor
The American Home
300 Park Avenue
New York 22, New York

May 31, 1961

Dear Mr. Carter:

The development of your list of Qualified Home Improvement Centers throughout the United States is a tremendous service to American home owners.

We have always felt that the reliable, established retail lumber and building-materials dealer is the logical source for all home improvements, but as you have learned in your investigations, all lumber and building-materials dealers do not operate "one stop" remodeling departments. Happily the situation is changing rapidly. In response to consumer and industry demands, the NRLDA is conducting a nationwide Home and Property Improvement program (HAPI) to put thousands of additional dealers in a position to offer the same high standards of home improvement service as the firms you are listing.

Like you, the NRLDA feels that improvements designed to make living more pleasant should never begin with the confusion and unpleasantness that so often are part of remodeling today. We are, therefore, anxious to work with The American Home to guide your readers to the best sources available for all their remodeling needs.

Sincerely,
H. R. Northup
Executive Vice President

HANDSOMELY COLORED

BIRDPRINTS

$2.95 per set

Arthur Singer, foremost wildlife artist, painted the originals especially for American Home Magazine. Reproduced in magnificent full color on 9¾ x 12½" heavy paper, these birdprints add a lovely, lively touch to any room in your home. A truly fine value . . . at a fraction of what they'd cost anywhere else. Compatible with masculine interests, they also lend a charming note of elegance to suit a lady's taste. Try using them as door panels, or as smart room dividers suspended on brass rods. Sets come in gift portfolios ready for framing.

BIRDPRINT ORDER FORM

Please send me:

.....portfolio(s) of 8 full-color birdprints at $2.95 each
.....individual prints as checked below for 50c each

☐ #1 cardinal ☐ #2 bluebird ☐ #3 grouse, pheasant, quail
☐ #4 mockingbird ☐ #5 robin ☐ #6 goldfinch
☐ #7 meadowlark ☐ #8 oriole and chickadee

Name.....

Street Address.....

City .....Zone....State.....

Print name and address clearly. Send personal check or money order (no stamps please). Allow 3 weeks for handling and mailing. New York City residents add 3% Sales Tax.

THE AMERICAN HOME, Dept. AS, American Home Bldg.
Forest Hills 75, N. Y.

By special arrangement with the artist and printer, American Home can offer you these birdprints at a far greater value than you are likely to find anywhere else. Complete sets come in beautifully designed portfolios. Sent postpaid anywhere in the U.S. Mail coupon today.

Ruleville . . . . . Ruleville Lumber Co.
Tupelo . . . . . Leake & Goodlett, Inc.
Tupelo . . . . . Tupelo Lumber Co.

MISSOURI

Albany . . W. E. Nance Lumber Yard
Cape Girardeau
L. H. Landgraf Lumber Co.
Cape Girardeau . . Riverside Lbr. Co.
Cape Girardeau
Southeast Missouri Lumber Co.
Carthage . . . . . Stanley Lumber Co.
Columbia . . . . . Long-Bell
Louisiana . . . . LaCrosse Lumber Co.
Mexico . . . . . Audran Lumber Co.
Moberly . . . . J. T. Cross Lumber Co.
Rolla . . . . . Frank B. Powell Lbr. Co.
Sikeston . . . . . Sikeston Lumber Co.
St. Charles . . . . . Rauch Lumber Co.
St. Joseph . . St. Joseph Lumber Co.
St. Joseph . South Park Lumber Co.

MONTANA

Billings . . . . . Aldrich & Co.
Flaxville . . . . . Builders Centre
Glasgow . . Pioneer Lbr. & Hdwe. Co.
Glendive . . Midland Coal & Lbr. Co.
Lewistown
Montana Lumber & Hardware Co.
Malta . Farmers & Ranchers Lbr. Co.
Miles City . Midland Coal & Lbr. Co.
Plentywood . . . . Lincoln Lumber Co.
Sunburst . . Sunburst Builders Mart
Townsend . . . . . Neifert-White Co.
Valier . . . . DeVoe's Builders Service

NEBRASKA

Bassett . . . Farmers Lbr. & Sup. Co.
Chadron . . . . . Lampert Lumber Co.
Gothenberg
Spelts-Ray Lbr. Co. of Gothenberg
Grand Island
Spelts Lbr. Co. of Grand Island
Hay Springs
G. W. O'Halloran Lumber Co.
Kearney . . . . . Spelts Lumber Co.
Lincoln . . . . . Earl Carter Co.
Lincoln . . . . . Holland Lumber Co.
Lincoln . . Watson-Brickson Lbr. Co.
North Platte . . . . Ely-Hoppe Lbr. Co.
North Platte . . . . . Field-Birge Co.
Scottsbluff . . Carr-Trumbull Lbr. Co.
Wayne . . . . . Carhart Lumber Co.

NEVADA

Fallon . . . . . The I. H. Kent Co.
Lovelock . . . . . Copeland Lumber Co.
Reno . . . . . A. T. Eveleth Lumber Co.
Yerington . Citizen's Lbr. & Sup. Co.

NEW HAMPSHIRE

Jaffrey . . . . . Elie Belletete Sons
Littleton . . . . Grafton Bldg. Sup. Co.
Portsmouth . Diamond National Corp.
Portsmouth . . N. J. Gendron Lbr. Co.
Portsmouth . . Littlefield Lumber Co.

NEW JERSEY

Andover . . . . . Ayers & Seeley, Inc.
Atlantic City . . . . West Side Lbr. Co.
Belmar . . . . Sterner Coal & Lumber
Bernardsville
Bernards Builders Supply Co.
Blairstown . . . . . Blairstown Lbr. Co.
Bound Brook . . . . . L. D. Cook Co.
Bridgeton . . . . . H. H. Hankins
Cape May . . . Cape May Lumber Co.
Denville . . . . . J. H. Jackson Lbr. Co.
East Paterson
Home Builders Supply Co.
Flemington . . . Bodine Lbr. Co., Inc.
Flemington . . C. Tereschko Lbr. Co.
Levittown
Wetherill's Home Supply Center
Linden . . . . . Linden Lumber Co.
Millville . . . Carmel Lumber Co., Inc.
Pennington . Woolsey & Cadwallader
Pequannock . . . . . Van Ness Lbr. Co.
Pompton Lakes
Pompton Lakes Bldg. Sup. Co.
Redbank . . . . . F. F. Blaisdell, Inc.
Toms River . . . . . Eagle & Son, Inc.
Union . . . . . Mastro Lbr. & Millwork
Union . . . . . Reisen Lbr. & Millwork

NEW MEXICO

Clovis . . . . . Long-Bell
Farmington . The Big Jo Lumber Co.
Raton . . . . . Wilkins Lumber Co.

NEW YORK

Albany . . . . . Rutland Lumber Inc.
Albion . . . . Kavanaugh Lumber Co.
Alexandria Bay
Charles Garlock & Sons, Inc.
Batavia . . . Batavia Lbr. & Coal Co.
Bayport . . . . . Bayport Lumber Co.
Beacon
Fishkill Landing Lumber Co., Inc.
Bellmore . . . Meadowbrook Lumber
& Equipment Corp.
Bronx
Square Modernizing Guild, Inc.
Brooklyn . John J. Doody & Son, Inc.
Brooklyn . . . . . Flatbush Lumber Co.
Buffalo . . . . . Frontier Lbr. Co., Inc.
Buffalo . . . . . Henrich Lumber Inc.
Callicoon
Martin Hermann Lbr. Co., Inc.
Carmel . . . Carmel Lumber Co., Inc.
Coldwater . . . Coldwater Lumber Co.
Cortland . . . . Acme Lbr. & Sup. Co.
Cortland . . Wilson & Greene Lbr. Co.
Croghan
Lehman & Zehr Lbr. Co., Inc.
Dryden . . Baker Lbr. & Sup. Co., Inc.
Elmira . . . Robins Bldg. Mtls., Inc.
Elmont . . . Village Lumber Co., Inc.
Endicott . . . . . Beckwith Lumber Co.
Garden City . Tommasini Bldg. Corp.
Hornell . . . . . Tracy & Jones, Inc.
Ithaca . . Robinson & Carpenter, Inc.
Jamestown . . United Lbr. & Sup. Co.
Jeffersonville
William Kohler & Sons
Lockport
Newfane Lbr. & Mfg. Co., Inc.
Malden . . . . . Cody Lumber Co.
Mineola . . Latham Bros. Lumber Co.
Niagara Falls
Rob-Lun Lbr. & Bldrs. Sup., Inc.
North Tonawanda
River Road Lumber Co., Inc.
Ontario
The Beach & Maher Co., Inc.
Peekskill . . . . . Creed Brothers, Inc.
Pine Bush . Pine Bush Lbr. Co., Inc.
Port Jervis . . . . Whitten Lumber Co.
Rochester . . . . . Ridge Lumber Co.
Tarrytown . . . . . Hudson River Yards
Ticonderoga . . . . . E. C. Henry Inc.
Williamson . Williamson Lumber Co.

NORTH CAROLINA

Canton . . . . . Osborne Lumber Co.
Dunn . . . Nu-Home Builders & Sup.
Durham . . . . . Coman Lumber Co.
Durham . . . . . West Durham Lbr. Co.
Elizabeth City
Allstate Wholesale Bldrs. Supply
Franklin . . . . Nantahala Lumber Co.
Gastonia . . . . Seth Lumber Co., Inc.
Gastonia . . . . . Spencer Lumber Co.
Goldsboro . . . . Home Bldrs. Sup. Co.
Greensboro
New Home Building Supply Co.
Greensboro . J. R. Pitts Lbr. Co., Inc.
Greenville . . . Home Builders Supply
Henderson . Falkner Bldg. Sup., Inc.
Henderson . . . Home Bldg. Sup. Co.
Hendersonville
Hendersonville Supply & Coal Co.
Kinston
Grady's Bldg. Sup. & Hdwe., Inc.
Lenoir . . Bernhardt-Seagle Co., Inc.
Lincolnton . . . . . Seth Lbr. Co., Inc.
Lumberton
Scarborough Builders Supply Co.
Mt. Holly . . Seth Builders Sup., Inc.
New Bern . . . . . B & B Supply Co.
New Bern . . . . . City Lumber Co.
Reidsville
Reidsville Building & Supply Co.
Rutherfordton . . . . Citizens Mfg. Co.
Spring Hope
Edwards Millwork & Bldrs. Sup.
Statesville . . . . . Sherrill Lumber Co.
Tarboro . . . . Henderson Lumber Co.

NORTH DAKOTA

Fargo . . . . Interior Lbr. & Fuel Co.
Forest River . . . . Robertson Lbr. Co.
Grand Forks . . . . Robertson Lbr. Co.
Jamestown . C. H. Carpenter Lbr. Co.
Minot . . . The Robertson Lumber Co.
Mott . . . . . Mott Equity Exchange
Williston . . . . Falstad's Lumber Yard

OHIO

Ada . . . . . Steinman Bros. Lbr. Co.
Akron . . . . . Wilson Lumber Co.
Alliance . . . . . Robertson Lumber Co.
Beaverdam . . Nelson Tile & Lbr. Co.
Bellefontaine
Logan County Lumber & Supply
Bluffton . . . Steinman Bros. Lbr. Co.
Bowling Green
The Hankey Lumber & Bldg. Co.
Brecksville . . Larsen Lbr. & Sup. Co.
Bridgeport . . . . . Scott Lumber Co.
Caledonia . . . Farm & Home Lbr. Co.
Cambridge . . . . . Cambridge Lbr. Co.
Cambridge . . . . . Hoyle Lumber Co.
Canton . . . The DeVille Lumber Co.
Cincinnati
Norwood Sash & Door Mfg. Co.
Cleveland . . Forest City Material Co.
Cleveland . . . . . Rock Island Lbr. Co.
Cleveland . . . The West End Lbr. Co.
Columbus . . . . . Creith Lumber Co.
Columbus . . . . . East Side Lbr. Co.
Columbus . . . . . Jones Lumber Co.
Columbus
The Smith Dodson Lumber Co.
Dayton . . . . Peter Kuntz Lumber Co.
Dayton . . . . . Wagner-Wood Co.
Defiance . . . . . Tenzer Lumber Co.
DeGraff . . . . . DeGraff Lumber Co.
East Liverpool . . . . Kerr Lumber Co.
Elyria . . . . . Parsch Lumber Co.
Glouster . . . . . Kittle Lbr. & Sup. Co.
Greenville
Ballinger Lumber & Supply Co., Inc.
Jenera . . . . Steinman Bros. Lbr. Co.
Kingston . . . McAfee Lbr. & Sup. Co.
Lakeview . . . . Lakeview Lumber Co.
Lewisburg . . Lewisburg Lumber Co.
Lima . . . . . Lima Lumber Co.
Macedonia . . . . . Watson Lbr. & Sup.
Mansfield . . . . . Home Materials Co.
Martins Ferry . . . . Scott Lumber Co.
Maumee . . Maumee Lbr. & Sup. Co.
Oxford . . . . Mahany Coal & Lumber
Pomeroy
Pomeroy Cement Block Co.
Sandusky . . G. J. Apel Lbr. Co., Inc.
Sandusky . . A. C. Petersen Lbr. Co.
Sandusky . . . Sandusky Lumber Co.
Silverton . . . . . Lumberteria, Inc.
Springfield . . . . . Brain Lumber Co.
Steubenville . . . . Alexander Lbr. Co.
Steubenville . . . . . Scott Lumber Co.
Tallmadge
Tallmadge Lumber & Hardware Co.
Tiffin . . . . Adams Street Lumber Co.
Toledo . . Kelsey & Freeman Lbr. Co.
Toledo . . . . . Kuehnle Lumber Co.
Toledo . . . Mayfair Lumber & Supply
Trotwood
P. K. Trotwood Lbr. & Hdwe.
Van Wert . . . . Hillcrest Lumber Co.
Versailles . . Geo. H. Worch Lbr. Co.
Wapakoneta . . . Stinebaugh Lbr. Co.
Warren . . . . . East Ohio Lumber Co.
Wickliffe . . . . . Euclid Lumber Sales

OKLAHOMA

Ada . . . . Hovis Lumber & Hardware
Chickasha
Stephenson-Browne Lumber Co.
Davis . . . . . Dale Lumber Co.
Enid . . . . . Caton Lumber Co.
Enid . . . . . Long-Bell
Oklahoma City . . Cullen Lumber Co.
Oklahoma City
Davidson & Case Lumber Co.
Oklahoma City . . Long-Bell Lbr. Co.
Oklahoma City . . . . . Long-Bell
Oklahoma City . Morgensen Lbr. Co.
Ponca City . . . . . Long-Bell
Ponca City . . . . Rock Island Lbr. Co.
Shawnee . . . Bison Lbr. & Sup., Inc.
Shawnee . . . . . McKee Lumber Co.
Stillwater
Kermit W. Ingham Lumber Co.
Tulsa . . . . . Dale Carter's Bldg. Ctr.
Tulsa . . Dickason Goodman Lbr. Co.
Tulsa . . . . . Hanna Lumber Co.
Tulsa . . . . . International Paper Co.

OREGON

Baker . . . . . Builder's Supply
Coos Bay . W. J. Conrad Lumber Co.
The Dalles . . . . . Mauser Lumber Co.
Eugene . . . . . Eugene Planing Mill
Eugene . . . . W. J. McCready Lbr. Co.
Lakeview . . Lakeview Bldg. Mtl. Co.
Medford . . . . . Big Pines Lumber Co.
Ontario . . . . Van Petten Lumber Co.
Portland .
Hatch Building Materials Service
Portland . . . . King Bldg. Supply Co.
Salem . . . . . C & K Lumber Co.

PENNSYLVANIA

Allentown . . . . . Lehigh Lumber Co.
Allentown . Merritt Lumber Co., Inc.
Athens . . . . . H. M. Hair & Sons
Blue Ridge Summit . . Flohr Lbr. Co.
Bradford . . Tuna Manufacturing Co.
Brockway . . Cramer Lbr. & Sup. Co.
Chester . . . . . Hummer & Green
Clairton . . Clairton Commercial, Inc.
Cresson . . . . Jim Glunt Lumber, Inc.
Dallas
Whitesell Bros. Bldg. Supplies, Inc.
Doylestown . . . Nyce Planing Mill Co.

Do you know the pleasure of a bedside phone?

Try this tomorrow. List all the calls you need to make—to the dentist, say, the hairdresser, and a store, and a friend you're on a committee with.

Then go and make them from your bedside phone, stretched out in delicious comfort. You'll be relaxing while you get things done.

If you don't have a bedside phone yet, just call your Bell Telephone Business Office and order one. And take your choice of styles and attractive colors.

Your bedside phone will immediately start giving you daytime convenience and nighttime protection. All at very low cost.



East Stroudsburg
R. C. Cramer Lumber Co.
Erie . . . . . D. Schlosser Co.
Forty-Fort . . . . . Forty-Fort Lbr. Co.
Glen Riddle
Charles Ahrens & Son, Inc.
Greenville . . . . . Oakes & McClelland
Irwin . . Irwin Builders Supply Corp.
Johnstown . . J. M. Custer Lbr. Prod.
Johnstown . . . . Moxham Lumber Co.
Johnstown
Walter D. Varner & Son, Inc.
Jonestown . . . . . E. H. Gerhart Co.
Kutztown
W. Theo Miller & Son, Inc.
Lancaster . . . Jno. D. Bogar Lbr. Co.
Lancaster . . . . Seibert Lumber Store
Landisville
J. C. Snaveley & Sons, Inc.
Mifflinburg . . . . . Shipton Bros., Inc.
Mildred . . . . . B & C Woodcraft Co.
Monaca
Roy H. Mecklem Lbr. & Hdwe.
Montoursville . G. W. Bennett & Sons
Neffs . . Arthur J. Henry Lumber Co.
New Kensington . Rotter's Home Ctr.
Philadelphia . . . . . Hilco Lumber Co.
Pittsburgh . . . Mark Lbr. & Sup. Co.
Red Lion . . . Arnold Lbr. & Sup. Co.
St. Mary's . . . . . Elk Bldg. Mtls., Inc.
Shippensburg . . . Bogar Lumber Co.
Souderton
Shelly & Fenstermacher, Inc.
State College
O. W. Houts & Son, Inc.
Sunbury
McKinney Construction Co.
Uniontown . . . . Hankins Lumber Co.
Weissport . . . . . Q. U. Lesher, Inc.
West Hazelton . . . Myers Lumber Co.
Williamsport . . . . Faxon Lumber Co.
Williamsport
The Jacob Gehron Co, Inc.
Wrightsville . . . . . Wolf Supply Co.
ork . . . . John H. Myers & Son, Inc.
ork . . . . Wolf's Modernizing Center

RHODE ISLAND

Bristol . . . . . Wardwell Lumber Co.
Providence . . . . Harris Lumber, Inc.
Providence . F.D. McKendall Lbr. Co.
Warwick . . . . . Arch Lumber Co.
West Warwick . . . Coutu Lumber Co.
Woonsocket . . . . . Milot Brothers Co.

SOUTH CAROLINA

Bennetsville . . H. J. Munnerlyn, Inc.
Charleston
Charleston Plywood & Lbr. Co., Inc.
Charleston
Van-Smith Bldg. Material Co.
Charleston Heights
Berlin G. Myers Lumber Corp.
Clemson . . . . Clemson Lbr. Co., Inc.
Florence . . Florence Bldrs. Sup. Co.
Greenville . . . . . Citizens Lumber Co.
Hampton . . . Brunson Bldg. Sup. Co.
Lancaster . . . . . Builders Supply Co.
Orangeburg
Orangeburg Builders Supply Co.
Rock Hill . . . Okey Lumber Co., Inc.
Taylors . . . Taylors Lumber Co., Inc.

SOUTH DAKOTA

Belle Fourche . Montgomery Lbr. Co.
Bison . . . . . Bison Lumber Co.
Rapid City . . . . Knecht Lumber Co.
Rapid City . . . . . Parker Lumber Co.
Rapid City . Raben Lumber Co., Inc.
Sioux Falls . . Schoeneman Bros. Co.
Sioux Falls . . . . . Ward Lumber Co.

TENNESSEE

Chattanooga . Cash & Carry Lbr. Co.
Cleveland . . . . Robinson Supply Co.
Jackson . . . . . City Lumber Co.
Kingsport . Clinchfield Sup. Co., Inc.
Maryville . . . . Anderson Lumber Co.
Springfield . . . . Springfield Lbr. Co.
Union City . McAdoo Bldrs. Sup., Inc.
Union City . . . Nailling Mill & Lbr. Co.

TEXAS

Abilene . . William P. Carey Lbr. Co.
Abilene . . . Pecan Grove Lbr. & Sup.
Alamo . . . . . Kautsch Lumber Co.
Amarillo . . . . . Amarillo Lumber Co.
Amarillo . . . . . Cole Lumber Co.
Amarillo
Foxworth-Galbraith Lumber Co.
Amarillo . . . . . Long-Bell
Amarillo . . . . . Scott Lumber Co.
Amarillo . . . . . Star Lumber Co.
Amarillo . . . Stubbs-Rathun Lbr. Co.
Atlanta . . . . . Grogan Supply Co.
Austin . . . . . Calcasieu Lumber Co.
Austin . . . . . East End Lumber Co.
Austin . . . . . Reese Lumber, Inc.
Ballinger . . William Cameron & Co.
Beaumont . . . . Gulf Mfg. & Lbr. Co.
Beaumont . . . . Roy Lee Lumber Co.
Bellaire . . . . . Security Lumber Co.
Boerne . . McQuinn Bldg. Mtls., Inc.
Brownfield . . . Cicero Smith Lbr. Co.
Brownsville . Gloor Lbr. & Sup., Inc.
Carrollton
Foxworth-Galbraith Lumber Co.
Clarksville . . . . Temple Lumber Co.
Clifton . . Central Texas Lumber Co.
Coleman . . . . Rockwell Bros. & Co.
College Station
Marion Pugh Lumber Co.
Colorado City . Rockwell Bros. & Co.
Corpus Christi . Temple Lumber Co.
Cuero . . . . Newman's of Cuero, Inc.
Dallas . . . . . Buell & Co.
Dallas . . Don Cameron Lbr. Co., Inc.
Dallas . Craddock & Norsworthy, Inc.
Dallas . . . . . Lewis Lumber Co.
Dallas . . . . . Lingo Lumber Co.
Denison . . . . . Denison Lumber Co.
Dumas . . Wood Phillips Lumber Co.
El Campo . . . . . Temple Lumber Co.
Electra . . . Cicero Smith Lumber Co.
El Paso . . . . . Lander Lumber Co.
Fort Worth . . . . . Jefson Lumber Co.
Freeport . . Simmons Bldg. Sup. Co.
Friona . . . . . Carl McCaslin Lbr., Inc.
Gainesville . . . . . Gary-Nees Lbr. Co.
Gainesville . . . . . Waples Painter Co.
Galveston . . . . . Harry Swiff, Inc.
Houston . . Houston Brick & Lbr. Co.
Houston . . . . . Stahlman Lumber Co.
Houston . . . . Arthur Steves Lbr. Co.
Houston . . . . . Temple Lumber Co.
Irving . . Handy House
(Div. Irving Lbr. Co.)
Junction . . . . . Wm. Cameron Co.
Kaufman . . . . . Wm. Cameron Co.
Kilgore . . . . . Smith Lumber Co.
Knox City . . . . . Wm. Cameron Co.
Lake Jackson . . Burton Lumber Co.
Longview . . . . Longview Lumber Co.
Lubbock . . . . Ater-Whitwell Lbr. Co.
Midland . . . . . City Lumber Co.
Munday . Wm. Cameron Lumber Co.
New Braunfels . . Helms Lumber Co.
New Braunfels
Richards & Krueger Co.
Odessa . . . White House Lumber Co.
Pampa . . . White House Lumber Co.
Paris . . . . . Temple Lumber Co.
Pasadena
Pasadena Lbr. & Bldg. Mat. Co.
Port Arthur . . . Wyde Lumber Corp.
Rankin . . . . . Wallace Lbr. Co.
Refugio . . . . . Refugio Lumber Co.
Refugio
Geo. Strauch Lbr. & Hdwe. Co.
Robstown . . . . . King Copeland Co.
San Angelo
Armstrong Bros. Lbr. Co.
San Antonio . . . . Berlee Lumber Co.
San Antonio . . . Flowers Lumber Co.
San Antonio . McDonald Lumber Co.
San Antonio . Nogalitos Lumber Co.
San Antonio
Northside Building Materials Co.
San Antonio . Van Buren & Co., Inc.
Sonora . . . . . Wm. Cameron Co.
Sweetwater . . . . Brown Lumber Co.
Taylor . . . . . East End Lumber Co.
Temple
Bruce Campbell & Son Lumber Co.
Waco . . . . . AAA Lumber Co.
Waco . . W. F. & J. F. Barnes Lbr. Co.

UTAH

Logan . . . . . Anderson Lumber Co.
Logan . Cache Valley Bldrs. Sup. Co.
Ogden . . . . . Anderson Lumber Co.
Ogden . . . . Bestway Building Center
Ogden . . . . Wheelwright Lumber Co.
Orem . Utah Valley Bldrs. Sup., Inc.
Provo . . . . Bestway Building Center
Salt Lake City . . Akron Lumber Co.
Salt Lake City . . Bestway Bldg. Ctr.
Salt Lake City
Ketchum Builders Supply Co.

VERMONT

Burlington . T. A. Haigh Lumber Co.
Burlington . Woodbury Lumber Corp.
Essex Junction
Flanders Lbr. & Bldg. Supply
North Clarendon
William S. Hunter Bldg. & Sup.
North Springfield
Eric R. Bibens, Inc.
St. Johnsbury
Caldbeck-Cosgrove Corp.

VIRGINIA

Abingdon . . . Vance Supply Co., Inc.
Bluefield . . . Keys Planing Mill, Inc.
Charlottesville
Charlottesville Lumber Co., Inc.
Covington . . . . . C. B. Nettleton, Inc.
Farmville . . . . . Farmville Mfg. Co.
Hopewell . Builders Supply Co. of
Hopewell, Inc.
Richmond . B. H. Cobb Lbr. Co., Inc.
Roanoke . . . . . Hodges Lumber Co.
South Norfolk . . . Burton Lbr. Corp.
Staunton . . . Holsinger Lbr. Co., Inc.
West Point . . . . . York Supply Co.

WASHINGTON

Bellevue . . Bestway Building Center
Bremerton . . . Lofthus Lbr. Co., Inc.
Bremerton . . . . . Parker Yards
Kenmore . . . . . Knoll Lbr. & Hdwe.
Kennewick . . Bestway Bldg. Center
Longview . . . . . Long-Bell
Moses Lake . . Bestway Bldg. Center
Olympia . . Hyak Lbr. & Millwk, Inc.
Olympia
Lumbermen's Mercantile Co.
Seattle . . . . . Dickey & Clauson, Inc.
Seattle . . . . . Fairview Lumber Co.
Shelton
Lumbermen's Mercantile Co.
Spokane . . Bestway Building Center
Spokane
Boise Cascade Modernizers
Walla Walla
Morgan Builders Supply, Inc.
Wenatchee . . Brownson Lumber Co.
Yakima . . . Bestway Building Center

WEST VIRGINIA

Bluefield . . . . . Bailey Lumber Co.
Bluefield . Citizens Coal & Sup. Co.
Charleston
Wright-Bachman Lumber Co.
Clarksburg . . . Hartland Planing Mill
Elm Grove . . . . . Scott Lumber Co.
Follansbee . . . . . Scott Lumber Co.
Gilbert . . . . Gilbert Lumber Co., Inc.
Huntington . . . Carolina Lumber Co.
Mullens . . . . . Bailey Lumber Co.
New Martinsville . Scott Lumber Co.
Parkersburg . . Parkersburg Lbr. Co.
Parkersburg . . . . . Scott Lumber Co.
War . . . . . Bailey Lumber Co.
Warwood . . . . . Scott Lumber Co.
Weirton . . . . . Scott Lumber Co.
Wheeling . . . . . Scott Lumber Co.
Williamson . . Mingo Lime & Lbr. Co.

WISCONSIN

Appleton . . . . . Standard Mfg. Co.
Berlin . . . . . Gateway Lumber Co.
Boyceville . . Inter-State Lumber Co.
Cedarburg . . Cedarburg Lumber Co.
Fountain City . H & F Roettiger, Inc.
Green Bay
Green Bay Planing Mill Co.
Green Bay . . . . . Hoida Lumber Co.
Green Lake
Wisconsin Central Lumber Co.
Kenosha . Andrews Lumber Co., Inc.
Madison . . . Findorff Lbr. & Sup. Co.
Madison . . . . . Marling Lumber Co.
Mauston . . . . . Mauston Lumber Co.
Menasha
McClone Lbr. & Sup. Co., Inc.
Menomonie . . . . . Badger State Yard
Middleton . . . . Fish Building Supply
Milwaukee
General Lbr. & Sup. Co., Inc.
Milwaukee . . M. H. Paulsen Lbr. Co.
Monticello
Karlen & Steinmann Lumber Co.
Neenah . . . . E. F. Wieckert Lbr. Co.
New Richmond . Central Lumber Co.
New Richmond . Inter-State Lbr. Co.
Oconomowoc
Oconomowoc Lumber & Supply
Oshkosh
Morgan Co., Home Bldg. Center
Racine . . . . . Safeway Lumber Co.
Racine . . . Veenstra Lbr. & Sup. Co.
Rice Lake . . . . . Central Lumber Co.
Sayner . . . . Carl Eliason & Co., Inc.
Sun Prairie . . Chase Lbr. & Fuel Co.
Waukesha . . . . . Wilbur Lumber Co.
Wausau . . . . . Schuette Builders Co.
Williams Bay . . Hollister Lumber Co.
Wisconsin Rapids
Kellogg Bros. Lumber Co.

WYOMING

Casper . . . . . Casper Lumber, Inc.
Cheyenne . Bestway Building Center
Cheyenne . . Holland-Smith Lbr. Co.
Gillette . . . . Underwood Lumber Co.
Rawlins . . . Bestway Building Center

BELL TELEPHONE SYSTEM

Shown is the lovely new Princess phone —small in size with graceful lines and a dial that lights up.

Beautiful hand-rubbed look on wood in just one day with TRIMLAC®

...without waxing or rubbing!

TRIMLAC, a clear, quick-drying satin finish, gives natural or stained woods a beautiful, waxed, hand-rubbed look in just one day. No separate undercoats or sealers and no laborious hand-waxing.

TRIMLAC protects and enhances the beauty of wood grain, won't yellow or darken with age. It even feels "waxy"—yet is so smooth that dust won't cling. Economical—one gallon covers 400 sq ft per coat—even on soft pine. For paneled rooms, kitchen cabinets, doors, woodwork, trim. Write for our free booklet on TRIMLAC.

WM. ZINSSER & CO.

Department T-6, 516 W. 59th St., N. Y. 19, N. Y.

FIX IT FOR KEEPS

DUPONT **DUCO**® HOUSEHOLD CEMENT

ALSO MENDS WOOD, METAL, PAPER, GLASS, LEATHER

Shrinks Hemorrhoids New Way Without Surgery

STOPS ITCH — RELIEVES PAIN

For the first time science has found a new healing substance with the astonishing ability to shrink hemorrhoids and to relieve pain — without surgery.

In case after case, while gently relieving pain, actual reduction (shrinkage) took place.

Most amazing of all—results were so thorough that sufferers made astonishing statements like "Piles have ceased to be a problem!"

The secret is a new healing substance (Bio-Dyne®)—discovery of a world-famous research institute.

This substance is now available in *suppository* or *ointment form* under the name *Preparation H®*. Ask for it at all drug counters.

Best Way to Dry Flowers

(continued from page 59)

Silica gel is sold by chemical supply dealers, and your druggist can order it for you if he doesn't already have it. Buy 5 pounds of 28-200 mesh silica gel and 1 pound of 6-16 mesh Tel-Tale silica gel. The 28-200 mesh is white and fine textured, similar to table salt; the Tel-Tale crystals are blue and larger. Mix ¼ pound of Tel-Tale with the 5 pounds of 28-200 mesh and the material is ready for use.

The blue Tel-Tale crystals tell you when the chemical has absorbed its maximum amount of water and needs to be dried for re-use. The crystals do this by turning pink. So after you've dried some flowers, and the blue crystals have turned pink, spread the mixture out in a large open pan and place it in a 250°F. oven for about 30 minutes. When the crystals have turned blue again, the chemical is ready for re-use. You can repeat this process over and over, keeping the chemicals indefinitely.

Silica gel has to be kept in an airtight container or it will absorb moisture from the air. And since some flowers contain more water than others, you'll find that in some cases the mixture needs the oven treatment after one use and in others not until used several times.

The drying of flowers by this new method is simplicity itself. Pick your flowers on a dry, sunny day, not early in the morning when they're wet with dew and never just after rain. Choose only near-perfect blooms at their peak of development—none that are past their best, and none that have been damaged by insects, wind, or rain. Cut them with 2" stems. The short stems make them easy to handle and allow you to treat and store as many as you like. When dried, you add wire stems of any length desired.

My favorite flower-drying containers are fruitcake tins in various sizes, but you can use any wide-top container that can be closed tightly. My own methods for using silica gel, sealing the tin with freezer tape, and making wire stems for the dried flowers, are shown in the pictures below. Leaves, with short stems, are dried the same way as flowers.

The drying process takes one week. Remove the flowers or leaves carefully, as shown in the pictures, remembering that they are now dry and quite brittle.

I store dried flowers and foliage in wide-mouth, gallon-size glass jars, obtained from a local restaurant. I put three tablespoons of Tel-Tale silica gel in each of the jars, and keep them in a dark closet.

Arrangements are easiest to make if the container is filled with *dry* Oasis. This material, the medium-weight florists' wire, and green floral tape can all be obtained from your local retail florist. All in all, there's *nothing* difficult about drying flowers by this new technique! THE END

Mrs. Thompson shows you how to use silica gel

***Pour silica gel** mixture into a fruitcake tin to a depth of 2" and insert short-stemmed flowers, face up. Space them so they don't touch.*



***To remove flowers,** pour off mixture slowly until they are uncovered. Lift out gently and blow away any particles that adhere, or dust carefully with an artist's brush.*

***Sprinkle mixture** over the flowers until completely covered, gently working it up around them so it's in contact with all parts of each flower.*

***To make a stem,** insert a length of medium-weight florists' wire into the short flower stem and fasten it with a small piece of freezer or masking tape.*

***Cover cake tin** and seal it with freezer or masking tape. Place it in a spot where it can stay for one week without danger of being upset.*

***Cover the wire** by spiral-wrapping it with green floral tape, and the flower is ready for arranging. But for storage, place stemless flowers in airtight jars.*

"To Lyn With Love"

(continued from page 41)

What does it take to finish a "raw" attic into a suite for a teen-age girl?

Very few changes had to be made structurally. Although the double windows in each end and the double-hung windows in three dormers were reframed to allow for more overhead clearance, the windows themselves were retained. This resulted in a major saving.

Wise planning made use of every inch of available space. Built-in closets, chests, and book shelves were supplemented by luggage storage space and even a place for Christmas ornaments.

Each closet has a specific use. One is for formals and square-dance clothes, one is for current wearing apparel, and one is for out-of season clothing.

Built-ins rather than free-standing units were used because they could be specifically sized to fit the available space.

Paint, mixed to a perfect match, blends the existing wood-framed windows with the honey-toned finish of the birch plywood which was used to panel the walls and sloping ceiling. The center ceiling strip was covered with acoustical tile. Drawer faces, trim, and book-cases were made from white pine, finished to match the natural birch of the walls.

To help cool the rooms, a large exhaust fan was installed behind a removable panel near the stairs. Wiring was installed for a window air conditioner to provide for auxiliary cooling. THE END

SHOPPING INFORMATION

YOU CAN MAKE THIS SAMPLER CLOCK

Page 11: Electric clock—General Electric. Lanterns—Flairtime.

"OUR KITCHEN SEEMED LIKE A DARK HOLE"

Pages 38, 39: Range, refrigerator, dishwasher, waste disposer—Frigidaire. Counter tops—Formica. Cabinets—Consider H. Willet, Inc., sink—Lyoncraft, space-saver door—Wood Specialty Products, Inc., sliding glass door—Arcadia, from Gem City Planing Mill & Lumber Co., Dayton, Ohio. Flooring—Armstrong Cork Co. Canisters, Blenko glass, apothecary jars—Arrow Stores, Inc., Dayton Ohio. Dining chairs—Tropi-Cal. Patio furniture—Siebenthaler, Inc., Dayton, Ohio. Pepper mill set, mortar & pestle, cheese tray and dome, salad bowl—Wilsons of Calif.

"NOW THE BOYS HAVE ROOM TO PLAY AND I HAVE TIME TO RELAX"

Page 40: Custom Corlon flooring, acoustical tile ceiling—Armstrong Cork Co. Plywood—Douglas Fir Plywood Assoc. Paneling—Masonite Royalcote. Lighting fixtures—Lightolier. Toys—Toy Guidance Council. Bathroom fixtures—American-Standard. Bathroom wall tile—American Olean Tile Co. Medicine cabinet—Miami Cabinet Division of Philip Carey Mfg. Co. Plastic laminate desk tops—Formica. Window shades—Window Shades Mfrs. Assn.

TAKE A PACKAGE OF TEA

Pages 64, 65: Red tea box, flowered dark wooden tea chest, round gold tray, gold tea box, large flowered tea crate—Weddle Tea Co.

BLUEPRINT ORDER FORM

TO: THE AMERICAN HOME, DEPT. BP
AMERICAN HOME BLDG., FOREST HILLS 75, NEW YORK

I enclose personal check or money order in the amount of $_____ for items checked below. If you live in New York City, add 3% sales tax. Please do not send stamps.

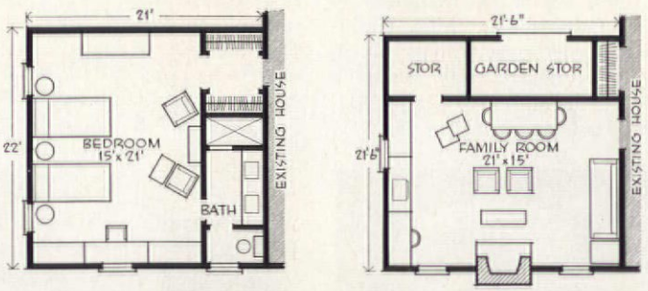

Bedroom and family-room additions. See pages 36-37.

☐ **AMERICAN HOME BLUEPRINT #76—Rooms you can add.**

(Blueprints and materials list to build master bedroom units and family room sold as complete set. As shown on page 36.) ☐ **1 complete set, $5** ☐ **3 complete sets of same plan, $10**

☐ **CATALOGUE OF 30 BEST BLUEPRINT HOUSES FROM THE PAGES OF THE AMERICAN HOME, 10c.**

(Catalogue includes photograph, floor plan, over-all dimensions, and square footage of each house. 10c covers cost of handling and mailing.)

Please Print Name

Print Address

City *Zone* *State*

Please allow three weeks for delivery.

LIVING FENCE

Fast-Growing Ever-Blooming Amazing **RED ROSE HEDGE**

Guaranteed by Good Housekeeping

COMMENDED PARENTS' MAGAZINE

FOR AS LITTLE AS 12c A FOOT

See the sensational Red Robin Rose Hedge *(Gloire Des Rosomanes)* that's sweeping the country! Plant THIS FALL; have a vigorous LIVING FENCE bursting with fragrant RED ROSES *next spring.* Red Robin's lush green foliage is covered with a riot of richly scented red roses month after month. Not a sprawling Multiflora. Grows straight, upright to 6 feet, stays compact. So tough, thrives in even poor soils. Grows so dense Red Robin keeps children and pets in, animals and intruders out. Available only from Ginden Nursery, San Bruno, Calif.

Ginden Nursery Co.
Dept. 801 San Bruno, Calif.
Send me without cost or obligation, free full-color book, uses, prices, references, bonus offers, etc., on RED ROBIN LIVING FENCE

NAME

ADDRESS

CITY

Relief Wherever Your Feet Hurt!

If you use Moleskin, try Dr. Scholl's Kurotex, It's much softer, more protective and cushioning. Relieves corns, callouses, tender spots. Eases new or tight shoes. Self-adhering. At Drug, Dept., and 5-10¢ Stores.

Cut it any size and shape and apply.

Dr Scholl's KUROTEX

IF You Sell Christmas Cards... You Want to MAKE THE MOST EXTRA CASH

Get the lines of ALL the best-known Christmas Card Publishers FROM ONE COMPANY Easiest way to make most spare-time money! Introduce biggest line of Christmas, Everyday Cards, gifts, stationery, toys, gift wraps of all best-known, most-advertised greeting card companies. Get big new color catalog displaying more than 150 assortments, 600 Christmas money-makers! Make up to 100% profit... *even more* on Personal Imprints, other novelties. Big Cash Bonus Plan. ORGANIZATIONS: *we extend credit!* **Free! Rush Name, Address Now!** Big Christmas "Wishing Book" Color Catalog of all leading lines, yours FREE, plus amazing Bonus Plan, money making details. Also sample boxes on approval.

ARROW GREETINGS, Dept. D-28
513 Fourth Ave. S., Minneapolis, Minn.

FREE Catalog contains more than **150 Christmas & Everyday Card Assortments; 600 big money-makers.**

Here's what you can buy for cancer research

Scan the list below. Read the actual prices of equipment purchased with American Cancer Society funds. You'll see that *there are never any bargains in cancer research.*

Decide what you can afford to buy. Then mail your contribution with the coupon below to CANCER, c/o your post office.

RESEARCH PRICE LIST

5 dozen tissue culture tubes	$5
Food and care of 1500 mice for 1 day	$15
1 micrometer	$19
1 mouth rebreathing apparatus and nebulizer	$20
1 instrument sterilizer	$50
1 blood cell calculator, used in leukemia studies	$70
4 days' maintenance of a cancer research bed	$100
1 kymograph manometer	$134
1 isotope scanner	$250

Mail this coupon to:
CANCER
c/o Your local post office

Attached is my donation of

$_____

to fight cancer

My Name_____

Address_____

City_____

State_____

AMERICAN CANCER SOCIETY

HYPONeX

Soluble **PLANT FOOD** Complete

Grows Better Plants in Soil, Sand or Water Preferred by millions of users for over 20 years. Simply dissolve and water your house plants, garden flowers, vegetables, shrubs and lawn. Clean! Odorless! Feeds instantly. If dealer can't supply, send $1 for 10-oz. can, postpaid. Makes 60 gallons.

HYDROPONIC CHEMICAL CO., Copley 21, Ohio, U.S.A.

785 of America's Most Wanted MONEY-MAKERS

GIFTS—CARDS
HOUSEWARES
JEWELRY
TOYS—IMPORTS
NOVELTIES

Unusual line of gifts, housewares, and greeting cards that sell when shown. Excellent profits. Get **FREE CATALOG** and Money Making Kit. Write:

NORTH STAR
Dept. 1-717, 251 E. 5th St.
St. Paul 1, Minnesota

FREE ROSE BOOK IN NATURAL FULL COLOR

Brand-new Fall 1961 Catalog shows in *full color* hundreds of the world's finest roses, including All-America and Gold Medal prize winners. Also contains garden hints, expert advice, shows how to save money. All plants *guaranteed to live and bloom.* Mail coupon *now!*

JACKSON & PERKINS CO.
Newark, NEW YORK

JACKSON & PERKINS CO.
303 Rose Lane, Newark, NEW YORK
World's Largest Rose Growers
Please send me, FREE, a copy of your new Fall 1961 Catalog of Roses.

Name.....
Address.....
City.....Zone...State.....

With Proved Home Plans

These plan books illustrate countless homes with wanted custom details, cost-saving construction and lasting beauty. Low cost Builder-Proved Blueprints available for every plan can save you $1000 or more! Find that dream home here. Write today:

SAVE! ANY 3 BOOKS $2
All 6 Books, over 1000 Plans only $4

- ☐ Family Room Homes.....225 popular plans $1
- ☐ New Trends & Selected Homes....357 choices $1
- ☐ Hillside & Split-Level Homes.....100 plans $1
- ☐ Block Masonry Homes..223 low-cost charmers $1
- ☐ Multiple Family Homes..85 duplexes and courts $1
- ☐ Leisure Time Homes..lodges, cabins, 2nd homes $1

Books Postpaid in U. S. and Canada

HOME BUILDING PLAN SERVICE
Studio A, 2454 N. E. Sandy Blvd. Portland 12, Oregon

Never Buy Film Again

Don't take chances on running out of film. When you send Yankee your exposed black and white or color film, Yankee returns, with the developed prints—*at no extra charge*—a fresh roll of Kodak film, same size as yours, for every roll you send. This offer stands forever! Yankee prices are up to 40% lower than most stores, quality is unsurpassed. Write now for free mailing envelopes and prices. Yankee Photo Service, Dept. 6, Box 1820, Bridgeport 1, Conn.

Model CH-5: $85.00

Pictured is our model CH-5 Candelabrum (or table chandelier) of exquisite beauty. 30 in. tall, 15 in. wide. All Crystal parts Imported. Topped by a 6 in. crystal spear. Marble base. Free catalogue showing our exclusive designs of chandeliers, sconces and candelabra. Satisfaction guaranteed. We pay shipping charges in U.S.A. In business over 25 years.

KING'S CHANDELIER CO.
Dept. A-55
Leaksville, N. C.

Clip-On's That Magnify. $4.

If you wear prescription-made eye glasses—simply clip-on these amazing magnifying lenses and small print reads bigger! Clip on and off instantly! Not for bifocals. Read, sew, etc. easily! Fit any size and type glasses. Send Name, Age, Address and $4 for Standard Model, or send $6 Cash, Check or M.O. for Deluxe Model to **Practical Research Co., Clip-On Dept. 5, 403 Market St., Newark, New Jersey.**

RUSH REPLY for your new, FREE collection of 100 all-different Worldwide stamps. Newest issues of the year — pictorials, commemoratives — bicolors, mint and used. Get Togo "Summit Meeting" stamp, Netherlands KLM, South African Antarctic, colorful mask stamp of new Upper Volta Republic, many more. Supply limited, only one to a collector. Send for this valuable **free** collection and other stamp offers on approval, today. Rush reply, 10¢ for handling to GARCELON STAMP CO., Dept. AH8X Calais, Maine.

EARLY AMERICAN
$9.95 ppd. only

JOHNNY SEAT

An original creation—exclusive by Crescent House. Striking Brass Eagle adorns cover. Decorative, hand rubbed pine finish captures all the beauty of wood grains. Enhances the appearance of your bathroom. Perfect match for any decor. Of molded wood, jointless, seamless (one piece construction). Has a wipe-clean finish that cannot crack, chip, peel or warp. This larger, wider and heavier seat and cover fits all units. Comes complete with break-proof matching hinges. **Only $9.95** postpaid.

Send check or M.O. Satisfaction Guaranteed.

CRESCENT HOUSE
Dept. A8, Box 621, Plainview, L.I., N.Y.

BIG OR TALL MEN ONLY!

SHOES SIZE 10 TO 16, WIDTHS AAA TO EEE!
Dress, work, sport or athletic shoes — all in YOUR hard-to-find perfect-fitting size! Smartest new styles! We're America's best-known specialists for Big or Tall Men Only! Satisfaction Guaranteed! Be sure to get your FREE King-Size Catalog showing everything for big or tall men! Write TODAY!

SHIRTS CUT LONGER, WITH EXTRA-LONG SLEEVES!
Also sweaters, slacks, sox, raincoats, jackets, other apparel, all sized specially for Big or Tall men! In FREE Catalog. Write for yours!

KING-SIZE, INC. 5611 Forest St. Brockton 64, Mass.

Strips Corn Fast—$1.95



Prepare all the corn you want for freezing, canning, cooking, or creaming in minutes — cut a year's supply in an hour! Self-adjusting; all-steel; trims off clean, whole kernels without crushing or mashing a one! Money-back guar. Ppd.

Walter Drake 408 Drake Bldg. Colorado Springs 9, Colo.



GARDEN MARKER

A thoughtfully different gift every gardener will cherish. A gift that will be appreciated now and always. Cast aluminum plaque with raised letters. Finished in black with letters hand painted in gold or white.

Loveliest Gift for a Gardener...

Measures 9" x 14", stands 24" high. Send us your gift list. We mail your gift promptly and will enclose gift card for you. Satisfaction guaranteed. Send 25c for complete catalog of other beautiful gifts. **$7.50 ppd.**

MOULTRIE MFG. CO., DEPT. AH., MOULTRIE, GA.

ELECTRONIC BUG KILLER!

Just plug in—forget about bugs!

New scientific Bug Killer is guaranteed to kill flies, fleas, moths, ants, roaches, mosquitoes, spiders, silverfish, gnats, etc. Insect does not have to come in contact with unit. Safety approved for use near children, food or pets. Kills fleas on dogs and cats! Used by restaurants, hospitals, hotels and farms. Clean, odorless and unbreakable. 10-yr. guarantee. One unit sufficient for average home.

Special offer: **$4.95—2 for $9.00.**

MAEBAR, P. O. Box 34711
Los Angeles 34, Calif. Dept. U.

shop your AMERICAN HOM



DIVIDING IT STANDS, a lacy wood room divider, set up to conquer space. One panel can make a little alcove; several may bisect a room. In a ¾x1¼" heavy frame, the dividers are usable from 6'3" to 8'6". Each is 17⅝" wide. Unfinished, order panels unassembled, $14; assembled, $20. Shipping chgs. coll. Jaffre Prod., Dept. AH, 189 First St., Brooklyn 15, N.Y.

SPEAK FOR YOURSELF, JOHN, and ask Priscilla to get a New England type *Alden Chair* for your Early American home. It is 35" high and of hardwood, with a hand-woven fiber rush seat of 18x14". Choose unfinished, $7.95; blond finish, $8.95; maple, mahogany, walnut, cherry, or pine, $10.95. Shipping chgs. coll. Minimum of 2. Jeff Elliot, Dept. AH-10, Statesville, N.C.

PEPPERS IN GLASS HOUSES give you a chance to keep an eye on the supply of peppercorns. This delightful French Mill will grind all spices, giving you their natural flavor without any odor. The top unscrews for easy filling, and the perforated stainless bottom is rust-proof. 3" high; $1.75 each, 2 for $2.98. From Seth & Jed, Dept. AH, New Marlborough, Mass.

UNDER LOCK AND KEY or beside the lock and key you can hang the spread-eagle plaque. Together these honeytone-finished pine plaques will be flying high, keyed in with your other pine accessories. Each measures 5x7", with brass-plated ring and decorations in the center. They are $2.98 each; $5.75 for two. From Medford Products, 752-AH Fulton Street, Farmingdale, N.Y.

Welcome to the Market Place! Merchandise, if not personalized, may be returned within seven days for a full refund. Most of the firms mentioned in the Market Place prefer not to handle C.O.D.'s. Unless otherwise stated, postage is included in price.

Helen De Motte

MARKET PLACE

FISHING AROUND for an outdoor ashtray that will keep your cigarettes and ashes from blowing in the breeze? Well, don't flounder around any longer. This school is of brown wood-grain finish ceramic with brass cigarette rests, each 3½″ long. Holy mackerel, aren't they cute! 4 for $1; 8 for $1.89. Add 35c post. Foster House, 6523-AH No. Galena Rd., Peoria, Ill.



THE KEY FIGURE on your desk can be a weighty force in keeping things in order. This 7½″ faithful replica of a massive key used in colonial days is great just sitting pretty atop stacks of paper. Hung on the wall it could be even more eye catching. Hand-cast solid polished brass, $4.50; black cast iron, $1.50. From Old Guilford Forge, Dept. AH, Guilford, Conn.

A-TISKET, A-TASKET, we've got three rattan baskets that are worth singing about. They are the perfect sizes for your 1-, 1½-, and 2-quart Pyrex casseroles, as well as others. All three baskets have real cool handles which make carrying hot stuff to the table a breeze, and they look pretty enough to stay for dinner. $3 a set. The Old Mexico Shop, Patio 14, Santa Fe, N.M.

OTTO MAYA

IT WENT THATAWAY—right into the China Hideout. Where else would you hide a container of whipped butter? The white crock holds carton and all, and after dinner just remove the carton and replace it in the refrigerator. 4½″ in diameter and 4¾″ high, the Hideout also shelters cream cheese, cottage cheese, etc. $2.50. Here's How, 95-AH Fifth Ave., New York, N.Y.

ORIENTAL WINDCHIMES

$1.00 ea. up

3 for $2.89 up

The shyest breeze of summertime sets them tinkling with a haunting melody! Hang from doorway or branch of a tree. SHOWN: 10 natural bamboo chimes; on 8″ rod. 15″ long. Each $1.00.....3 for $2.89

MULTICOLOR chimes: 18 bright chimes swing from colorful 12″ rod. 15″ long overall.
Each $1.98.....2 for $3.75

TAHITIAN chimes: 11 natural bamboo chimes hang on hand-woven reed chains from giant 15″ rod. 17″ long.
Each $3.98.....2 for $7.75

Add 35c shipping

Write for FREE Fall Gift Catalog

Foster House

6523-K8 Galena Rd., Peoria, Ill.



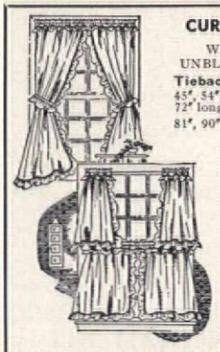

CURTAIN CHARM

WITH RUFFLED UNBLEACHED MUSLIN

Tieback
45″, 54″, 63″ 72″ long..... $4.00 pr.
81″, 90″ long..... $4.50 pr.

Tier
25″, 30″, 36″ 40″ long... $2.50 pr.
2 pair to window.....$5.00
Both types 70″ wide per pair

Matching Valance
9″ x 70″....1.00 ea.

ALL PRICES POSTPAID

Order these UNBLEACHED MUSLIN curtains with all the original New England simplicity, warmth and handmade look for every room in the house. Practical, long-wearing, these off-white muslin curtains will retain their crisp appearance with a minimum of care.

Satisfaction guaranteed. Send check or money order. N° COD's please. Write for illustrated brochure showing other curtains, dust ruffles and pillow shams in bleached and unbleached muslin as well as burlap and floral prints.

COUNTRY CURTAINS, Dept. 47 Stockbridge, Mass.

WALK ON AIR MOCCASINS! Light, bouncy foam crepe soles, choice leather. Over 223 sizes in stock. Guaranteed! Red, White, Smoke, Taffytan, Black. Women's full & half sizes 3 to 13, AAAAAA to EEE. $5.95 plus 50c post. COD's accepted.
MOCCASIN-CRAFT 65-AM Mulberry St., Lynn, Mass.

DAY-n-NIGHT MAILBOX MARKER

Satisfaction guaranteed or money back!

- Letters reflect light
- Embossed in aluminum plate
- Both sides the same
- Up to 17 letters & numbers
- Baked enamel finish
- Install in a minute
- Fits any mailbox

$1.95 POSTPAID

FAST SERVICE—WE SHIP WITHIN 48 HOURS

Spear ENGINEERING COMPANY

400-I Spear Bldg.
Colorado Springs, Colo.

YOUR OLD FUR COAT INTO NEW CAPE, STOLE, JACKET **$22.95**

MORTON'S remodels your old fur coat, jacket or cape into glamorous new fashion for only $22.95, includes restyling, new lining, interlining, monogram, cleaning, glazing. **Order from Morton's, world's largest one-price fur restyling Specialists. Largest selection at any price—over 40 styles.** Praised by Harper's Bazaar, Glamour, others. Send no money! Just mail old fur, state dress size. Pay postman, plus postage, when new style arrives.

Or write for Morton's New FREE Style Book.

MORTON'S Dept. 21-H Washington 4, D. C.

BIG SAVINGS COLOR PHOTO

★PROCESSING★

KODACOLOR 8 exp. roll **$1.98**

developing and jumbo prints

12 exp. roll....$2.48 Reprints, Jumbo..19c

KODACHROME EKTACHROME ANSCOCHROME	BLACK & WHITE DEVELOPING & JUMBO PRINTS
8 mm 25′ roll .$1.10	8 exp. roll.... 50c
8 mm mag.... 85c	12 exp. roll... 70c
35 mm 20 exp. mtd. $1.10	Reprints..... 5c

MONEY BACK GUARANTEE!
Send film to city nearest you.
IMPORTANT: Write Dept. M on envelope.

BOSTON, MASS.	P. O. Box 774
NEW YORK, N.Y.	Canal St. P. O. Box 42
WASHINGTON, D.C.	P. O. Box 1001
CLEVELAND, OHIO	P. O. Box 5190
DAYTON 2, OHIO	Walnut St. P. O. Box 127
DETROIT 31, MICH.	P. O. Box 704
CHICAGO, ILL.	P. O. Box 8413
LA CROSSE, WISC.	P. O. Box 199
MINNEAPOLIS, MINN.	P. O. Box 926
ST. LOUIS, MO.	P. O. Box 7090
ATLANTA, GA.	P. O. Box 230
NEW ORLEANS, LA.	P. O. Box 1466
DALLAS, TEXAS	P. O. Box 5622
SAN ANTONIO, TEXAS	P. O. Box 91
DENVER, COLORADO	P. O. Box 1231
SEATTLE, WASH.	P. O. Box 2004
SAN FRANCISCO, CALIF.	P. O. Box 447
LOS ANGELES, CALIF.	P. O. Box 5891

Everything Photographic

U.S. Color Photo

500 PRINTED NAME & ADDRESS LABELS 25¢

500 gummed labels printed with ANY name and address, 25c per set! 4 sets (with same name and address or all different) $1.00! With two-tone plastic gift box, 35c per set. Order as many or as few sets as you want. Postpaid.

Walter Drake

408 Drake Bldg., Colorado Springs 11, Colo.

This New Unusual Sugar Scoop Is The
SWITCH PLATE COVER

Replace your regular switch plate cover with this precious hand-finished Idaho sugar pine planter made from a real old-fashioned sugar scoop. Inside it, resting below the switch, a box to hold ivy or philodendron, 12½″ high, 4½″ wide, 2½″ deep. Legions of ivy will grow near your doors.

Only **$2.90** ppd.

Double Switch Plate Cover, $3.95 postpaid. Send 10c for Early American Catalog. Visit Our Early American Store.

MEDFORD PRODUCTS
752 Fulton Street, Dept. AH8A
Farmingdale, L. I., N. Y.

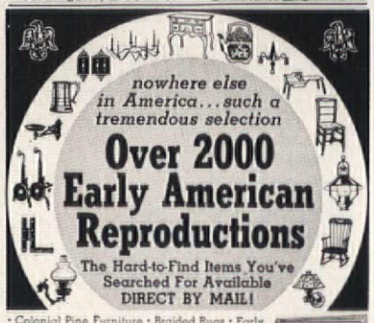

• Colonial Pine Furniture • Braided Rugs • Early Colored Glass • Hand Blown Bottles • Bells • Pewter • Copper Pots and Kettles • Dinnerware • China • Sconces • Hanging Lamps • Cupolas • Early Thumb Latches • HL and Strap Hinges • Outdoor Colonial Lanterns • Chandeliers • Pine Spoon Racks • Boot Scrapers • Weathervanes • Andirons • Fire Tools • Shelves • Trivets • Candle Holders • Snuffers • Plant Brackets • Hooks • Switch Plates • And everything else you ever heard of!

Old Guilford Forge

88 Broad Street, Guilford, Conn.
N.Y. Retail Store: Purdy Station, N.Y.

SEND 25¢ FOR ILLUSTRATED CATALOG

BROADLOOM
Olson Factory-to-You

Reversible for Double Wear and Luxury

Your Old Rugs, Clothing Help SAVE up to ½

Write for FREE Olson Rug-Carpet Decorating book. 49 rooms in full color . . . describes famous Olson Process; how we reclaim customers' valuable materials, merge, bleach, re-dye and re-weave with choice New Materials.

LITTLE AS $5 DOWN . . . and up to 24 months to pay. Like millions of Olson customers you can enjoy Better, Permanently Mothproofed, Reversible Olson Rugs or Wall-to-Wall Carpeting.

Choice of 44 latest colors, tweeds, patterns. Any size in a week, up to 18 ft. wide, seamless, Reversible, any length. Satisfaction Guaranteed. Our 87th year.

Mail Coupon or Postcard Today!

FREE RUG & CARPET BOOK in full color—Gift Coupon

Your Name_____

Address_____

Town_____ State_____ ORC

OLSON RUG CO. Dept. P-56

CHICAGO 2800 N. Pulaski | NEW YORK 15 W. 34th St. | SAN FRANCISCO 209 Post St.

CORN SLITTERS...

NO MORE SHELLS BETWEEN TEETH!

ONLY AT BRECK'S!

Love corn on the cob? Hate shells that lodge between your teeth? Our exclusive new Corn Slitters make corn tastier, easier to eat, easier to digest than ever! Just draw the stainless steel Slitter down the cob – 5 tiny prongs slit every kernel in several rows at once. You get only the delicious, easily digested hearts. Graceful 5" Slitters are beautiful on any table. Set of 4, just $2. Or save on 8 for $3.50 Postpaid. Order by mail today!

BRECK'S OF BOSTON
750 Breck Bldg.
BOSTON 10, Mass.

OIL PORTRAIT KIT

Preserve the Image of yourself or loved ones in a genuine oil painting. No experience necessary! Send only $9.95 and a photographic portrait, sharp, clear snapshot, or color slide (any size, black & white or color), to receive a "portrait-kit" which includes: a 16"x20" canvas panel diagrammed to paint the portrait by numbered blanks; all **PRE-MIXED** oil paints, two fine brushes; full instructions & your unharmed photo. Indicate hair & eye coloring.

Our new paint-by-numbers process (pat. pend.) results in a professional style portrait WITHOUT the usual patch-work appearance. Do not send picture frame.

Send only $9.95 to
PORTRAIT-CRAFT, 620 Avalon Blvd. Wilmington 87, Calif.

100 Little Dolls
all for $1.00

100 Dolls made of a mixture of genuine Styrene plastic and hard synthetic rubber only $1 for entire set. You get BABY DOLLS, NURSE DOLLS, DANCING DOLLS, FOREIGN DOLLS, CLOWN DOLLS, COWBOY DOLLS, BRIDE DOLLS, and many more in Lilliputian cuteness. And made not of paper or rags but of a mixture of STYRENE plastic and hard synthetic rubber. If you don't go wild over them your money will be promptly refunded. Send $1.00 plus 25c for postage and handling for each set of 100 Dolls you order to: **100 Doll Co., Dept. A-7, 11 E. 47 St., New York 17, N. Y.**

Golden Brass Switch Plates Gleaming antique brass plated metal in an opulent raised design, will not tarnish. Will cover existing plate openings. Brass screws incl. SINGLE (4" x 7") $1.50 each; 3 for $3.95
DOUBLE (5" x 8") $1.95 each; 3 for $4.95
Twin Outlet (4" x 7") $1.95 each: 3 for $4.95
We pay postage.

LILLIAN VERNON, Dept. AH8, 30 Evans St., New Rochelle, N.Y.

FRANKLIN STOVES

Inexpensive to operate and comfortable to use. These stoves lend enchantment to interiors, old and new. Provides more heat and all the cheer of an open fireplace. Charcoal broiling cooking convenience.

Also manufacturers of cast iron modern and antique ranges, stoves and furnaces. Send for information. Write to Dept. A H.

PORTLAND STOVE FOUNDRY CO., Portland, Me.

FREE! AIR MAILS

Fabulous collection of all-different genuine Air-mail Stamps from remote corners of the world — Africa, Europe, Exotic Orient, everywhere! World's Largest Airmail, Flying Doctor, Bomber, $2.00 Helicopter, many others. PLUS Collection of thrilling Space-Age stamps . . . Sputniks, Jets, fantastic Moon Rocket stamps. Both of these remarkable collections — **containing stamps worth up to 25c each!** — for only 10c to cover mailing costs. Extra: Other sensational stamps for your free examination, plus Big Bargain Catalog. Rush 10c today to: **ADULTS ONLY**

Jamestown Stamps Dept. F81AH, Jamestown, N.Y.

YOU CAN PLAY!

PLAY piano, guitar, accordion, **any** instrument right away — even if you don't know a single note now! Learn at home in spare time. Rapid progress. Easy. Low cost. 1,000,000 students, all over the world. Write today for FREE BOOK. No obligation. **U.S. SCHOOL OF MUSIC, Studio A1798, Port Washington, N. Y.**

FREE KODACOLOR FILM

8 EXPOSURE ROLL DEVELOPED & ENLARGED PLUS **$2.00** FREE ROLL KODACOLOR FILM

12 EXPOSURE ROLL DEVELOPED & ENLARGED PLUS **$2.50** FREE ROLL KODACOLOR FILM

BLACK & WHITE 8 or 12 EXPOSURE FILM DEVELOPED & ENLARGED PLUS **60¢** FREE ROLL KODAK FILM

Full Credit for Negatives Not Printed

Trial Offer Return Ad with Order — FROM SIZES 620-120-127. SEND FILM NOW OR WRITE FOR FREE FILM MAILERS AND COMPLETE PRICE LIST.

CUSTOM PIX STUDIOS GEN. P. O. BOX 1234-AH NEW YORK 1, N. Y.

TAKING COFFEE to the porch, parlor, or patio? This 3-piece Continental Cup is for you. The top keeps coffee warm on route, then turns into a saucer so you can use the bottom bowl as an ash tray. The white porcelain piece holds two cups. So, coffee lovers, you *can* take it with you. This 3-piece set, $3. Add 25c postage. Patio Sales, Box 25-AH, Highland Park, Ill.

IT'S ALL GREEK in subject matter, in form, and in traditional Greek loveliness. This faithful reproduction of the universally beloved Venus De Milo statue is made in bisque white of sculptor's Hydra-Cal. The piece is 12" high and has a felt padding under base. This classic beauty is only $6.95. Order from Crescent House, Dept. AV, Box 621, Plainview, L.I., N.Y.

COME DOWN A PEG or go up a peg, you'll find lots of room on this wall rack with 6 pegs for hats, plus a mirror for putting them on. The little drawers can hold keys, compact, etc. Perfectly pegged for your front hall, the honeytone Salem piece is 30x23" and 5½" deep. $24.95. Shipping charges collect. Meadowbrook Ind., 126-AH Sunrise Highway, Merrick, N.Y.



A WORD TO THE WISE on this unusual sampler rug tells you that *Patience and Diligence, like faith, remove mountains.* Made of hand-hooked cotton twist, it is a stitch-by-stitch copy of an antique sampler. The 33 x 52" rug has a beige background with decorations in pinks, blues, and greens. Try a sample for your floor. $16.95. Edith Chapman, Dept. W, Blauvelt, N.Y.

Reading Glasses That Magnify. $4.00

Comes with highest prescription quality Lenses! For folks 40 and over who need simple magnifying glasses to read fine print and who don't have eye disease or astigmatism. Sold on 30 day money back guarantee. Send name, age, sex, and $4.00 for Regular Model or send $5.98 cash, check, or M.O., for Deluxe Model to Practical Research Co., Dept. G-77, 403 Market Street, Newark, New Jersey.

FREE CATALOG

"MAKE YOUR OWN CANDLES"

Discover fun and extra income from this inexpensive, fascinating hobby. Send for latest CATALOG illustrating: 39 POURETTE MOLDS—THE MOST COMPLETE LINE OF CANDLE MAKING SUPPLIES AVAILABLE—NUMEROUS DECORATING IDEAS.

POURETTE MFG. CO., DEPT. A
6818 Roosevelt Way, N.E.
Seattle 15 Washington

BIG $$$ CAKE DECORATING CANDY MAKING

Housewives Wanted! No Experience Necessary. Spare or full time. Endless demand for lovely original Cake Decorations and luscious Professional Candy for Xmas, Easter, Weddings, Parties, all holidays and occasions. **We show you how** to turn your kitchen into a gold mine, start your own business small, grow big! No capital required, no age, educational limits. Big Money from clubs, churches, business firms, parties, weddings, birthdays.

Send for FREE 3 Mo. Subscription to Fun & Profit Hobbies, official publication for Cake Decorators, Candymakers.

CANDY & CAKE
Dept. 965, Fallbrook, Calif.

IRISH LINEN PILLOW CASES $2 PAIR POST PAID

REG. PRICE - $3.00 SPECIAL...

Send $2—for pair of fine Imported ALL LINEN White Pillow Cases, 42" x 33", with **Thread Drawn** Hemstitched Hems. Specify **A** or **B** design. Only one pair to a person at this low price. Money Back Guarantee. Catalog featuring complete line of Stamped Linens for Embroidery or Painting sent FREE. Write today.

MERRIBEE ART EMBROIDERY COMPANY
16 West 19th St., Dept. 952, New York 11, N. Y.

FlexPort PET DOOR

Ends Door-Tending, Whining, Scratching

Why be a doorman for your pet? FlexPort ends scratched doors and whining. Keeps out flies, wind, rain. Gives you and dog or cat complete freedom. Soft plastic triangles close gently and tightly. Easily installed. **Prices start at $19.90.** Before ordering send for free folder.

TUREN, INC. Dept. AH-8
2 Cottage Ave. Danvers, Mass.

Recipes in Use Need TRANSPARENT ENVELOPES

For new recipes—or your old favorites—use these individual polyethylene envelopes. They're greaseproof and moistureproof . . . easily visible both sides, 3"x5" for handy filing. Will also protect other file-size home-making data. So inexpensive, too!

100 for $1.00

Over 65 million purchased by American Home readers. Write today! Send check or money order:

THE AMERICAN HOME
American Home Bldg., Forest Hills 75, New York

FUR'S GOODNESS' SAKE is reason enough to try spraying Fur-Life on your precious furs. It cleans, lusterizes, and mothproofs all at the same time! This professional fur conditioner will protect winter coats that you store in your home, or keep light furs at their best throughout the spring and summer. 12-oz. can $2.95. I. R. Fox, 146-A West 29th St., New York 1, N.Y.

PLEASANTLY POTTED in this Grecian Cache Pot, an African violet would flourish happily. Made of rich blue bisque in cameo design, decorated with Grecian figures, the 3¾″ high and 5″ wide cache pot would also be a picture packed with pansies. A perfect touch for your table. $1.98 each; 2 for $3.75. Add 35c post. Helen Gallagher, 413-AH Fulton St., Peoria, Ill.

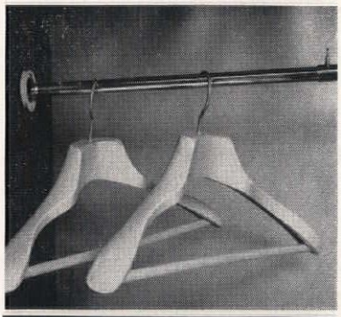

LET'S TAKE A POLE and extend it over the tub for hanging drip dries, or anywhere for some extra hanging space. This tension pole locks in easily, can support a substantial weight, and has rubber-capped ends to prevent wall marring. Its length is adjustable: from 22–40″, $2.98; 36–66″, $3.98; and 62–118″, $6.98. Spencer Gifts, 601 Spencer Building, Atlantic City, N.J.

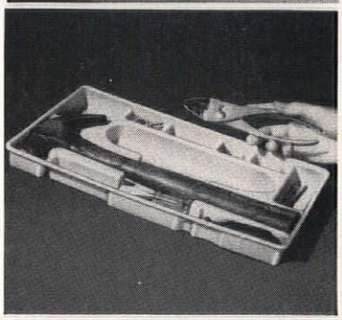

HAMMER HOME puts it in its place along with screwdrivers and pliers in their special niches alongside six compartments for tacks and nails. In fact just those tools you need for most do-it-yourself odd jobs find a happy home in a high-impact plastic Tool Tray. Keep it handy in a kitchen drawer. 89c (without tools). Miles Kimball, 126 Bond Street, Oshkosh, Wisc.

FREE

860-PAGE FALL-WINTER CATALOG

YOUR COMPLETE STORE . . . A FASHION AND HOME GUIDE

Be first to see the latest fashions in America's most modern catalog! Preview more than 500 pages of Aldens exclusive fashions for men, women and children, plus more than 200 pages of everything for your home. 400 pages in glorious color! Guaranteed quality at lowest prices.
All this and *more* can be yours on a 30-DAY FREE TRIAL when you open an Aldens NO MONEY DOWN Credit Account. Send now for your FREE copy of Aldens big catalog! See how you can live better, dress better, *now.*

HURRY! OFFER EXPIRES SEPT. 8, 1961

Clip Coupon and Mail Today!

ALDENS

ALDENS DEPT. 405, BOX 5362, CHICAGO 80, ILL.
Please rush my FREE copy of Aldens 860 page 1961 Fall-Winter General Catalog.

NAME

ADDRESS

POST OFFICE STATE

REWARD $9,985.50 FOR THIS COIN!

Coins do not have to be old to be valuable. Thousands of dollars have been paid for coins as recent as 1940 to 1956. Stop spending pocket change worth hundreds of dollars! Illustrated 1804 silver dollar—19,000 minted—only 12 accounted for—where are the rest? NEW LARGE illustrated catalogue lists the actual price we will pay for all United States Coins. Certain Half Cent Coins are worth up to $3,500.00 for Canadian Coins. Send only $1.00 for this valuable coin book. It may reward you many thousands of dollars. Send only $1. to

Best Values Co., Coin Dept. 185
285 MARKET ST. Newark, New Jersey

$500,000.00 SEARCH FOR RARE COINS!
FOR CERTAIN COINS WE PAY UP TO:

Gold Coins Before 1929	$10,000.00
Pennies Before 1919	9,000.00
Silver Dollars Before 1936	8,000.00
Nickels Before 1945	6,000.00
Dimes Before 1946	5,000.00
Half Dollars Before 1947	4,500.00
Quarters Before 1941	3,500.00
Half Cents Before 1910	3,500.00
Lincoln Pennies Before 1940	200.00

Early American
PINE SHELF

Enjoy your shelf in any convenient and eye-catching spot. Supported by reproductions of old black wrought-iron brackets, the surface interest alone makes it worth the price. Shelf is nicely finished pine, 17½″ long and 5¼″ deep, to hold spices in a country kitchen, jars in the bathroom, or showpieces anywhere.

Wrought Iron Brackets only, $2.75 set

Only $4.95 ppd. plus 50c postage and handling.
Send 10c for Early American Catalog—Visit our Early American Showroom

HARRISON PRODUCTS Dept. AH8B
752 Fulton St., Farmingdale, L.I., N.Y.

1000 Name & Address Labels $1
ANY 3 DIFFERENT ORDERS $2 ppd.

Sensational bargain! Your name and address handsomely printed on 1000 finest quality gummed labels. Padded—packed with FREE, useful Plastic GIFT BOX. Use them on stationery, checks, books, cards, records, etc. *Beautifully printed* on finest quality gummed paper—*1000 only $1.* SPECIAL—SAVE MONEY! ANY 3 DIFFERENT ORDERS $2. Makes an ideal gift. *Satisfaction guaranteed* or your money back.

TIME-SAVER LABELS, 501 Jasperson Bldg., Culver City 1, California.

NEW! BEACHCOMBER PARTY KIT

$1.99 ea. Plus 35c shipping

Unusual decorations for a table or wall, sure to be a conversation piece at your next party! Drape the 5′ x 9′ authentic Fish Net; then arrange cork floats, seaman's twisted rope, seaweed fans and sea shells in decorative array. Complete kit. *Satisfaction guaranteed.*

Write For FREE Fall Gift Catalog

Helen Gallagher
413-K8 Fulton St., Peoria, Ill.

If Your Child Is a Poor Reader

See how *The Sound Way To Easy Reading* can help him to read and spell better in a few weeks. New home-tutoring course *drills* your child in phonics with records and cards. Easy to use. University tests and parents' reports show children gain up to *full year's grade in 6 weeks!* Write for free illustrated folder and low price.

Bremner-Davis Phonics, Dept. M-4, Wilmette, Ill.

BOOT ON SKATE

Nostalgic memento of a bygone era pressed from original mold recently discovered. Perfect for cigarette holder, toothpicks, party picks, small floral arrangements. Sawtooth pattern on top, vine pattern on shoe, brilliant jewel-like colors: Amber, Amethyst, Peacock Blue, Milk Glass. 4″ high, 3″ wide. #V-1.

$1.50 ea. ppd. 2 for **$2.75** ppd.
Visit our unusual shop

Send for FREE catalogue

The OX BOW 281 WHITE PLAINS RD., TUCKAHOE, N.Y.

YOUR OLD FUR COAT INTO NEW CAPE, STOLE $22.95* Tax Free

I. R. Fox, fur specialist, restyles your old, worn fur coat into a glamorous new cape or stole. Remodeling service includes cleaning, glazing, repairing, new lining, interlining, monogram. $22.95 complete. (*mink, beaver, extras add'l.) Send no money! Just wrap up your old fur coat, mail it to us now. Send your dress size and height on postcard. Pay postman $22.95 plus postage when new cape arrives. Or write for free style book.

I. R. FOX, 146 W. 29th St., Dept. A-1, N.Y. 1.

DOWN COMFORTS *Beautifully* RE-COVERED

Also Wool Comforts Re-Covered . . . and . . . Feather-Fluff Comforts Made from Heirloom Featherbeds. Write for **FREE** samples of coverings, testimonials and picture folder. *No salesmen — Mail order only!*

© 1954

ALDEN COMFORT MILLS-AH
Box 6070 Dallas, Texas

Fire Dept. App'd

BURN TRASH SAFELY OUTDOORS

Burn household and yard refuse safely outdoors in any weather without watching. Scientific draft design ends neighbor annoyances of sooty fly ash, smoke, smell. Will burn damp, green material to fine ash. Made of aluminum bonded to steel. World's finest. Sent postpaid with money-back guarantee.

2 bu. cap. $14.95
3 bu. cap. $18.95
6—10—15—20 bu. sizes available.

ALSTO CO., Dept. AH-8, 4007 Detroit Ave., Cleveland 13, Ohio

MAIL 'n' SAVE!

ON FILM DEVELOPING AND PRINTING

Send for FREE mailers and complete price list, plus information on how to receive a valuable free premium with the first order you send us for processing.

Name

Address

City State

MAIL-N-SAVE
Dept. V, Box 310, Quincy 69, Mass.

ALBUM OF READERS' HOMES

We would like to share with you some of the snapshots that come to us in the mail. We'd like to hear from you, too. Please include pictures.



"Except for one major plan change (a family room instead of a patio), and a few minor ones, here's the Blueprint House published by The American Home *in January, 1953. A more comfortable house I can't imagine. The arrangement of the rooms makes entertaining a joy, with the kitchen, living, dining, and family rooms all easily accessible to each other."*

Mrs. M. J. Law, Savanna, Illinois

"We're proud of our house for the improvements we've made inside and out. Actually, it's a much more spacious house than it seems—the living room is almost 30 feet long and has a wood-burning fireplace. Furnished throughout with antiques (and occupied by two teen-age sons and their friends), our house is proof that antiques can really 'take it.'"

Mr. and Mrs. Harold W. Potts, Massillon, Ohio



"This home is my dream come true. Having lived for several years in an apartment, I longed for the space of a house and the sunlight from all sides. I returned to the Shenandoah Valley, where I grew up, and built this modern five-room house. I don't think there's any pleasure quite the equal of planting trees and shrubs around your own home, which I did on this 100x150' plot. From my windows there's a fine view of the Blue Ridge Mountains. I'm surrounded by good neighbors and old friends near the village of Middleway, here in Jefferson County."

Mrs. W. R. Barnes, Kearneysville, West Virginia

"Our home was built in 1954 in a jungle of poison ivy, unkempt apple trees, and swamp. What was built as a breezeway for a proposed garage is now an extra room. We've added a playroom and a lean-to hothouse, and more is yet to come!"

Mr. Robert F. Schramm, Muttontown, New York

LYMAN EMERSON

"I read with keen interest your article about the Lincoln household [February issue]. My husband, who is from Kentucky, has inherited some lovely old furniture similar to the Lincoln pieces. When we moved to California, we took most of it with us. In our collection we have a Sheraton sideboard, a Lincoln rocker, a Hoadley grandfather's clock, and also a 'Jackson press,' designed by Andrew Jackson."

Mr. and Mrs. Karl W. Hisgen, Carmel-by-the-Sea, California

PRINTED LETTERPRESS IN THE U. S. A. BY CUNEO PRESS, INC.

NEW! LUCITE® WALL PAINT

FROM DU PONT RESEARCH:

THE NEWEST, NEATEST WAY TO PAINT!

Now you can bring new beauty to any room in your house *quickly, easily, neatly* . . . with new "Lucite" Wall Paint.

Use new "Lucite" over plaster, wallboard, paint or wallpaper. You'll do a really *satisfying* job the very first time you use it. (And when you're through, tools come clean in soap and water.) For real *beauty without bother* . . . get new "Lucite" Wall Paint.

COMES READY TO USE!
No messy mixing, stirring or thinning! Just lift the lid, pour into your roller pan, and start to paint. (Just as easy with a brush, too.)

NO MESSY DRIPPING!
"Lucite" doesn't drip like regular paint. Lets you paint faster, too. You can really load up brush or roller . . . cover a bigger area with fewer stoops and dips.

SMART NEW COLORS!
New "Lucite" is available right now, at your neighborhood paint dealer's. Comes in a wide range of beautiful colors, with matching Duco® Satin-Sheen Enamel for woodwork.

See how quickly, easily, neatly you can spread on beauty this new way. ("Lucite" is *one* paint you can use without turning the whole room upside down!) Try it *soon.*

LUCITE® WALL PAINT

...for beauty without bother

DU PONT
REG. U. S. PAT. OFF.

Better Things for Better Living
. . . through Chemistry

Kentile Vinyl Asbestos Tile Floor in Fern Green "Terrazzo" Style. Accented by "Designer Palette" Vinyl Feature Strips. Black Wall Base is KenCove®. Use this floor anywhere indoor

Greaseproof... scrub-proof vinyl tile you can install yourself for about $60

In just a weekend, you can install resilient, long-wea ing Kentile Vinyl Asbestos Tile in a 12′ x 15′ are like this kitchen for about $60 . . . including Soli Vinyl feature strips and adhesive. Rather have you dealer do it? It costs less to have installed than floo ing in rolls. Your Kentile Dealer is in the Yellow Page

All you need is scissors, brush, adhesive and easy-to-follow instructions. Install it right over old floors . . . even linoleum. Color shown is Dusky Peach.

Dirt, grease can't stick to this super-smooth surface. Result? Easiest floor of all to clean . . . and keep clean. Waxings last far longer! The color is Dusk Blue.

Kentile, Inc., P. O. Box 12, Van Brunt Station, Brooklyn 15, New York, Dept. D4.

I am enclosing_____to cover cost of items checked:

☐ 25¢ for set of 73 "Hi-Fi" color swatches of Kentile Vinyl Asbestos Tile.

☐ $1.00 for authoritative, 48-page "Decorating Handbook"—packed with smart interior ideas.

Name_____

Address_____

City_____ Zone_____ State_____

Decorating ideas? "Hi-Fi" color swatches? Kentil shows how to coordinate room colors; offers col swatches of its full Vinyl Asbestos Tile Line.

KENTILE VINYL FLOORS

© Kentile, Inc., 1961