A Service Magazine dedicated to

July 35¢

THE AMERICAN HOME

JUN 24 1959

More fun with 100 new ideas for

COOK-OUT USA



vo new attic rooms for $1,017

COLORFUL BATHROOM DECORATING

NEWS! **ALL CONTROLS AT EYE LEVEL!** Only G-E offers push-button cooktop controls built into the hood. They're easy to see, easy to use, easy to clean... safely out of reach of children! Efficient exhaust fan and floodlight are built into hood.

TWO FULL-SIZED OVENS . . . not just an oven-and-a-half . . . install as one unit. Each oven has its own automatic timer, broiler, floodlight, two shelves. Top oven has automatic rotisserie and electric meat thermometer. Both doors slide off for easy oven cleaning.

Find the range to fit your kitchen . . . your budget . . . in

General Electric Built-In Ranges for 1959



NEWS! **OVEN DOORS SLIDE OFF** for easy cleaning! Each snug-fitting door has two simple catches that can be flipped open to let door slide right off when it's oven-cleaning time!

You'll find the range that's just right for your kitchen—for your budget—in the wide selection of G-E Ovens and Cooktops. Choose from four decorator colors: Pink, Yellow, Green, Brown or White. Or Satin Chrome or new Copperfinish.

Easy credit terms can be arranged, including cost of installation.

And don't forget . . . a new built-in range does more than make your kitchen truly modern—*it actually increases the value of your home!*

BE SURE TO LOOK FOR THESE FEATURES!

New Automatic Oven Timer . . . easy to set as a clock! Cooks meals while you're out. Controls appliance outlet, too.

Focused-Heat broiler . . . for charcoal-type results.

Unique vents built into oven . . . prevent wall staining.

Choice of 4 cooktops . . . each with hi-speed, self-cleaning surface units. Choice of pushbutton cooktop controls, too.

Range Department, General Electric Co., Louisville 1, Ky.

GENERAL ELECTRIC

FREE

to the readers of American Home

Originators of great new Roses since 1872

JACKSON & PERKINS CO.
World's Largest Rose Growers • Newark, NEW YORK

Jackson & Perkins
NEW FULL-COLOR FALL 1959 CATALOG of ROSES and PERENNIALS

YES – yours absolutely free – this brand-new Jackson & Perkins Fall 1959 Catalog. Within its 50 full-color pages you'll see many new and exciting J&P varieties: such as *Tanya, Brownie, Pink Duchess,* and *Lavender Princess.* You'll also see the finest selection of Hybrid Teas, Floribundas, Tree Roses, Climbers, Miniature and Grandiflora Roses ever offered! And there's a wonderful choice of hardy J&P Perennials, too! All J&P plants are guaranteed to live and bloom in your garden. To receive your copy of this colorful catalog free, mail the coupon now!

TANYA
The sensational new rose that introduces an entirely unique color — a true orange hue.

PINK DUCHESS
The six-inch blooms are a scintillating pink that lasts all summer. Exceptionally lovely!

LAVENDER PRINCESS
The loveliest of the new exotic colored lavender floribundas. The open flower is gracefully informal.

2 J&P ROSE CENTERS TO SERVE YOU

IF YOU LIVE IN Arizona, California, Idaho, Montana, Nevada, New Mexico, Oregon, Utah, Washington or Wyoming—send order to:
JACKSON & PERKINS CO. of CALIFORNIA Pleasanton, Calif.

IF YOU LIVE ANYWHERE ELSE IN THE UNITED STATES—send your order to:
JACKSON & PERKINS CO. Newark, NEW YORK

MAIL COUPON TO NEAREST SHIPPING OFFICE

Jackson & Perkins Co.
100 Rose Lane,
Newark, NEW YORK

OR

Jackson & Perkins Co. of Calif.
100 Rose Lane,
Pleasanton, Calif.

Please send me, FREE, a copy of your big new Fall 1959 Rose Catalog – picturing and describing insured-to-grow J&P Modern Roses and Perennials.

NAME.....
(please print)

ADDRESS.....

CITY.....ZONE....STATE.....

This offer good in U.S.A. only

JULY 1959 VOL. LXII, No. 1

THE AMERICAN HOME

A Curtis Publication

HOMES AND MAINTENANCE
- **36** Low-Cost Attic Remodeling
- **74** The Whole Family Enjoys This Addition
- **83** Insulation Tips

DECORATING
- **40** Bathrooms . . . the Easiest Decorating You Can Do!
- **72** Decorate Your Fireplace for Summer

FOODS, KITCHENS, AND MANAGEMENT
- **17** Cook-Out USA
- **18** Exotic Stuffed Lamb Hawaiian
- **19** Good Breads—Good Salads
- **20** How They Cook Salmon on a Plank
- **21** Outdoor Haven for Teen-Age Chefs
- **22** Leg o' Lamb Butterfly—No Knife Needed
- **24** Barbecued Turkey—Traditional Treat for New Englanders
- **25** Hopkins County Serves Up a Legendary Stew
- **27** How You Can Tenderize Meat and Poultry and Enhance Flavor
- **28** Corn and Whitefish at the Lakeside
- **29** Beef Heart With Vegetable Kabobs
- **30** Spareribs With a New Orleans Flavor
- **31** Tidewater Oyster Roast
- **32** Open-Pit Barbecue Does Double Duty
- **33** Cook Out in Any Kind of Weather
- **44** "I Love to Wash Dishes"
- **48** Take a Package of Ready-to-Eat Cereal
- **49** Take a Package of Chocolate
- **54** Good-by to Barbecue Mess
- **84** Send Us Your Favorite Cook-Out Ideas

GARDENING
- **34** How to Be Your Own Rainmaker
- **77** Light Up Your Garden

HOME PROJECTS
- **39** Rooster and Chick Designs

GENERAL FEATURES
- **6** Give an Indian Powwow
- **9** Check List for Happy Driving
- **13** Look, It's New!—Barbecuties
- **59** The American Home Takes You on a Pioneer's Tour of New England Homes
- **84** Shopping Information
- **86** Market Place
- **90** Coming in August

OUR COVER: From Portland, Maine, to Portland, Oregon, the Cook-Out season is in full swing. We celebrate the occasion by taking you on a cross-country tour of America's backyards. Feast your eyes on our vast array of deliciously different outdoor meals from coast to coast. Keep them in mind for your own backyard. Our cover is California. But the tour officially begins on page 17. Cover photograph by Lyman Emerson.

JOHN MACK CARTER
Editor

MARION M. MAYER
Executive Editor

WILLIAM M. LANYON
Managing Editor

WILLIAM R. BOWMAN
Art Director

LESLIE R. FORESTER
Copy Director

ROBERT W. HOUSEMAN
Home Furnishings and Decorating Editor

JUNE M. TOWNE
Food Editor

HUBBARD H. COBB
Building Editor

VIRGINIA E. THABET
Home Equipment Editor

THEODORE A. WESTON
Garden Editor

JIM LISTON
Midwest Editor

DOROTHY L. BRIGHTBILL
Home Projects Editor

HELEN DE MOTTE
Market Place and New Products Editor

GRETCHEN HARSHBARGER
Midwest Garden Editor

ALVIN GROSSMAN
Art Editor

ROBERT LOFGREN
Photography Editor

ROBERT J. MAHN
Production Manager

ASSOCIATES
John H. Ingersoll
James W. Brett
Priscilla Clapp
Margaret H. Bowen
Helen Marshall
Ferdinand D'Esposito

ASSISTANTS
Ruth Adams
Frances M. Crawford
Elsie Angerson
Ann Que Brown
Helen C. Schwartz
Julia Savarese
Joseph Taveroni
Walter Skibitsky

THE AMERICAN HOME, © 1959 The American Home Magazine Corp. All rights reserved. Title registered in U.S. Patent Office. Published monthly by The American Home Magazine Corp., 300 Park Avenue, New York 22, N.Y. Second-class postage paid at New York, N.Y. and at additional mailing offices. Executive, Editorial, and Advertising headquarters, 300 Park Ave., New York 22, N.Y. SUBSCRIPTION PRICES: U.S. and Canada, 1 yr., $3; 2 yrs., $5; 3 yrs., $6. Pan-American countries add 50 cents per yr. All other countries add $1 per yr. Subscription Department, The American Home Bldg., Forest Hills 75, N.Y. UNCONDITIONAL GUARANTY: We agree, upon request from subscribers to The American Home, Forest Hills 75, N.Y., to refund the full amount paid for any copies not previously mailed. POSTMASTER: Send notices by Form 3579 to The American Home Bldg., Forest Hills 75, N.Y. THE AMERICAN HOME MAGAZINE CORP. W. H. Eaton, Chairman of the Board; Robert E. MacNeal, Vice Chairman and President; Robert Gibbon, Sr. Vice Pres.; E. Kent Mitchel, Sr. Vice Pres.; Edward C. Von Tress, Sr. Vice Pres.; Marion M. Mayer, John J. Veronis, Vice Presidents; C. A. Nichols, Secretary-Treasurer. Other Curtis publications are The Saturday Evening Post, Ladies' Home Journal, Holiday, and Jack and Jill.

REGULAR LONG PLAY or STEREO

The COLUMBIA (Lp) RECORD CLUB now offers new members any six of these 42 high-fidelity records—regular long play or stereo

ANY SIX REGULAR (Lp) FOR ONLY $3.98 Retail Value up to $29.88

or STEREO (Lp) FOR ONLY $5.98 Retail Value up to $35.88

1. Night and Day, plus 11 more hits

5. 16 favorites — Sweet Violets, etc.

2. A beloved American classic

37. Lovely "musical portrait of nature"

49. That's All Over, One More Ride, etc.

50. Where or When, Manhattan, 10 more

10. Be My Love, Where or When, etc.

11. Berlioz' most popular work



24. 16 selections — STEREO only

28. Brahms' most beloved symphony

31. Solitude, Autumn Leaves, etc.

22. Organist Cole plays 11 hit tunes

if you join the Club now — and agree to purchase as few as 5 selections from the more than 150 to be made available during the coming 12 months

The Columbia (Lp) Record Club now makes it possible for you to acquire the world's finest high-fidelity 12" long-playing records — either regular or stereo — at truly tremendous savings!

All 42 of the records shown here are now available in both regular long play and stereo (except No. 24 — Listening In Depth — stereo only).

If you have a standard phonograph, you may join the Club and receive the regular high-fidelity versions of any 6 of these records . . . up to a $29.88 retail value — ALL SIX for only $3.98!

If you have a stereo phonograph, you may join the Club and receive the stereo high-fidelity versions of any 6 of these records . . . up to a $35.88 retail value — ALL SIX for only $5.98!

Read below how the Club operates, then mail the coupon — without money — to receive the six records of your choice.

IMPORTANT NOTE:

Stereo records must be played only on a stereo record player. If you do not now own a stereo phonograph, you can continue to acquire regular long play high-fidelity records with complete confidence that they will always give you thrilling listening pleasure. They will play with true-to-life fidelity on your present phonograph, and will sound even more brilliant on a stereo record player if you purchase one in the future.

15. Broadway's newest smash hit

7. Three brilliant hi-fi showpieces

8. What'll I Do, Warm, 10 more

40. "Hallelujah", "Finlandia", etc.

19. No Other Love, Our Love, 10 more

30. A "must" for any record library

6. Complete score of this hit musical

12. Let's Dance, Jubilee, 7 more

27. Granada, La Paloma, 11 more

16. Two colorful, exciting scores

3. Didn't It Rain, God Is Real, etc.

25. Two very popular piano works

39. Also: Sylvia, Coppelia, etc.

42. Body and Soul, I Got It Bad, 10 more

21. Four dashing, fiery rhapsodies

33. 11 beautiful, immortal melodies

13. Don't Blame Me, Lucky Day, etc.

4. An heroic work, superbly performed

20. Come to Me, Long Ago, 10 more

29. High-spirited, gay symphonies

14. Lady in Red, Small Fry, 10 more



9. Always, Please, Speak Low, 9 more



17. Rain, Bidin' My Time, 10 more

38. "A standout ensemble"—Variety

51. La Vie en Rose, Black Bottom, etc.

18. Two electrifying tone poems

44. 12 songs from famous movies

41. Strauss' loveliest tone poems

45. Tico-Tico, Brazil, 10 others

36. The ballet that "rocked the world"

HOW THE CLUB OPERATES...

★ You enroll in any one of the Club's six musical Divisions:

If you have a regular phonograph you enroll in any one of four Divisions: Classical; Listening and Dancing; Broadway, Movies, Television and Musical Comedies; Jazz.

If you own a stereo phonograph you enroll in either one of two stereo Divisions: Stereo Classical or Stereo Popular.

★ Each month the Club's staff of music experts selects outstanding high-fidelity recordings—both regular and stereo—from every field of music. These selections are described in the Club's entertaining Music Magazine, which you receive free each month.

★ You may accept the monthly selection for your Division . . . take any of the wide variety of other records offered in all Divisions . . . or take NO record in any particular month.

★ Your only membership obligation is to purchase five selections from the more than 150 Columbia and Epic recordings to be offered in the coming 12 months . . . and you may discontinue your membership at any time thereafter.

★ After purchasing five records, if you wish to continue your membership, you will receive — FREE — your choice of a Columbia or Epic Bonus record (regular or stereo) for every two additional selections you buy.

★ The records you want are mailed and billed at the usual list price: regular long play records at $3.98 (Popular) and $4.98 (Classical); stereo records at $4.98 (Popular) and $5.98 (Classical)—plus a small mailing charge.

★ To receive the SIX high-fidelity 12" long-playing records of your choice — regular or stereo — mail the coupon today!

COLUMBIA (Lp) RECORD CLUB Terre Haute, Ind.

SEND NO MONEY — Mail Coupon Now to Receive Your Six Records

COLUMBIA (Lp) RECORD CLUB, Dept. 201-1
Terre Haute, Indiana

I accept your offer and have circled at the right the numbers of the six records I wish to receive. Bill me for $3.98 for six regular long play records OR $5.98 for six stereo records — plus small mailing charge. Enroll me in the following Division of the Club:

(check one box only)

REGULAR DIVISIONS
- ☐ Classical
- ☐ Listening & Dancing
- ☐ Jazz
- ☐ Broadway, Movies, Television and Musical Comedies

STEREO DIVISIONS
- ☐ Stereo Classical
- ☐ Stereo Popular

I agree to purchase five selections from the more than 150 regular long play and stereo records to be offered during the coming 12 months, at usual list price plus small mailing charge. For every two *additional* selections I accept, I am to receive a Columbia or Epic Bonus record (regular or stereo) of my choice FREE.

Name.....
(Please Print)

Address.....

City.....ZONE....State.....

ALASKA and HAWAII: write for special membership offer
CANADA: prices slightly higher; address 11-13 Soho St., Toronto 2B

If you want this membership credited to an established Columbia or Epic record dealer, authorized to accept subscriptions, fill in below:

Dealer's Name.....

Dealer's Address.....279

CIRCLE SIX NUMBERS BELOW:

(Also indicate here whether you want your 6 records in regular long play or stereo)

☐ REGULAR (Lp) K-89

☐ STEREO (Lp) F-88

1	12	24	38
2	13	25	39
3	14	27	40
4	15	28	41
5	16	29	42
6	17	30	44
7	18	31	45
8	19	33	49
9	20	36	50
10	21	37	51
11	22		

© Columbia Records Sales Corp., 1959 ®"Columbia," (Lp), "Epic," Marcas Reg.

Trimlac® made my dream come true!

in just one day gave my paneled walls a rich, hand-rubbed look ***without rubbing or waxing!***

Many do-it-yourselfers are waking up to what professionals already know—that it no longer takes days of finishing, waxing and rubbing to give interior wood paneling a hand-rubbed look.

Clear, quick-drying TRIMLAC gives the same effect in just one day. This satiny beauty comes right out of the can—no separate undercoats or sealers needed!

TRIMLAC meets the modern decorating trend toward natural woods. It brings out the beauty of the grain, provides lasting protection, does not darken or yellow with age. It even feels "waxy"—yet it is so hard and smooth that dust won't cling. And it's economical to use—one gallon covers at least 400 sq. ft., even on soft knotty pine. **Use TRIMLAC for paneled rooms, kitchen cabinets, doors, woodwork, trim.**

NEW BULLS EYE® SPRAY SHELLAC

With this handy, shellac aerosol you can now do small refinishing jobs the quick and easy way. In minutes you can touch up worn floor areas, thresholds, door saddles, refinish furniture, seal off knots, sappy streaks and replastered areas before painting. Scores of other household uses. No brush, no muss, no clean-up. *Write for free "How-to-do-it" folders.*

ZINSSER SINCE 1849

WM. ZINSSER & CO.
516 West 59th St. New York 19, New York
319 N. Western Ave. Chicago 12, Illinois

Also manufacturers of Bulls Eye® Shellac • B-I-N Primer Sealer®

GIVE AN INDIAN POWWOW

INDIAN HEADBANDS start off this heap-big birthday party. Each guest cuts his own from construction paper and then trims with feathers, pipe cleaners, and odd-shaped "jewels" cut from colored plastic tape. For the war dance, the Indians "paint" their faces with colored tape which they cut up and arrange in weird designs.

Shopping Information, page 84

TOTEM POLE, made of boxes covered with construction or shelf paper and decorated with crayons or tape, must be built for the war dance. Pile boxes up as high as you want. Use real drum or improvise one with box or pan. One of the "braves" can be drummer while others "whoop" it up.

SPOT THE ERRORS

and Get The $1.50 Pen & Pencil Set Shown Below ABSOLUTELY FREE!



This high style Black Beauty Duo Pen and Pencil Set is exquisite luxury and usefulness combined. Matching gleaming black barrels and smart gold color engraved stripes make a striking ensemble. Both the fine ball point pen and mechanical pencil have gold plated metal clips, tips and tops. Beautiful snap-close styrene see-through hinged cover gift case. Ideal writing companions for man, woman, boy or girl — for pocket or purse.

WIN

This Beautiful Ball Pen and Pencil Set Worth $1.50

YOURS FREE when you fill in and mail coupon below with puzzle answer

Try Your Skill — This Is The Way To Solve Puzzle

Looking at the puzzle above you will see several errors among the 18 objects marked by numbers. Be careful, not every numbered object is incorrect. As a sample of what we mean, object [8] has the phrase "Home Sweet Home" spelled wrong. Now, all you have to do is find 5 of these errors — and the $1.50 Ball Pen and Pencil Set is yours ABSOLUTELY FREE, for you to keep, never to pay for or return. The purpose of this puzzle is to find observant, wide-awake, ambitious people who want to make fast, easy extra money in their spare time. When we receive your answer we will send you your Free $1.50 Gift and free samples of personalized Christmas Cards plus leading Christmas greeting cards on approval for your inspection. Put a cross (X) through 5 numbered squares on coupon below that identify 5 incorrect objects and mail the coupon now.

Your Opportunity To Make $50 — $150 — $250 — $500 No Experience Necessary

In addition to your Free Gift you will receive our tested money-making plan that has helped so many thousands of men, women, boys and girls. For example, you can make $50.00 for selling only 59 boxes of our Deluxe Favorites Christmas Cards. Last year some folks who sold less than 50 boxes made only $25 to $45, while others made $150 — $250 — $500 and more selling our entire line of greeting cards. Many church groups, clubs, schools, lodges and other organizations did this too. Everybody buys Christmas and All Occasion cards.

Rush Puzzle Answer — Get Your Free $1.50 Gift At Once

Send the coupon now — while the puzzle is in your hands and get your Free Gift WITHOUT COST. Please note: only one entry to a household. We reserve the right not to accept puzzle entries mailed 60 days after the date printed on the cover of this publication.

CHRISTMAS LUXURY ASSORTMENT
21 exquisite slim cards richly adorned with radiant foil, fine embossing, etc. Sent you on approval to sell to your friends and neighbors

Guaranteed by Good Housekeeping — REPLACEMENT OR REFUND OF MONEY IF NOT AS ADVERTISED THEREIN

DELUXE FAVORITES CHRISTMAS CARDS
You make $50.00 for selling only 59 boxes of these cards

Mail Coupon To Puzzle Director:
CHEERFUL CARD COMPANY, Dept. 411, White Plains, N. Y.

MAIL THIS COUPON TODAY On Post Card or In Envelope

Puzzle Director: CHEERFUL CARD COMPANY, Dept. 411
White Plains, New York

Here's my puzzle answer. Send me the Free $1.50 Ball Pen and Pencil Set—and free samples of personalized Christmas Cards, plus leading Christmas Greeting Cards on approval for 30-day free trial and full details of your easy money making plan.

— CROSS OUT ONLY 5 NUMBERS OF INCORRECT OBJECTS —

[1] [2] [3] [4] [5] [6] [7] [X] [9] [10] [11] [12] [13] [14] [15] [16] [17] [18]

Name.....

Address.....

.....

City.....Zone.....State.....

☐ CHECK HERE if writing for an organization and are interested in a proven Fund Raising Plan that has aided numerous church groups, clubs, schools, lodges and other organizations.

Philco Quality makes the bargain...

See... Touch... Compare!

Before you buy, look for the red Philco Quality Comparison Purse on every '59 Philco refrigerator. It shows you how to compare, quickly and easily, in the store.
When you compare, you'll see for yourself that nothing beats Philco's outstanding quality!



COMPARE! Only Philco gives you Tri-frigeration, with cold zones for every kind of food. Top: Automatic RF-1498.

COMPARE! Zero Zone Freezer (over 5 cu. ft.) holds 181 lbs. of frozen foods, features metal glide-out baskets, exclusive portable Ice Keeper, special racks and guards for every kind of fresh and frozen food package you buy!

COMPARE! Philco had it first—and it's still the best! Cold Flow Meat Locker operates on its own cooling system, keeps a meat-perfect temperature always! Your precious meats stay fresh days longer without freezing! Porcelain.

COMPARE! New this year and absolutely the easiest-to-use shelf ever! Philco's Lazy Susan Pull-Out Shelf turns to the right, to the left and all the way around; lifts out for easy cleaning, holds plenty of food.

PHILCO QUALITY FIRST!

CHECK LIST For Happy Driving

The carefree motor trip you take with your family begins and ends with the car that's going to take you there—and bring you back home again. Check this list before you take your next trip.

1. IN ADVANCE

- **BE SURE YOUR CAR** is in good condition. Getting repairs done at home, beforehand, is less expensive and a lot safer than having them done en route.
- **HAVE YOUR SPARK PLUGS** cleaned and regapped or replaced. Put new points in your distributor. This will improve your gas mileage.
- **REPLACE** your oil-filter cartridge. Clean your air cleaner. Have the sediment removed from your carburetor fuel sump.
- **HAVE THE RADIATOR** flushed out and add a rust-inhibitor to the water. Check the fan belt for tension and replace it if it's worn.
- **HAVE YOUR BATTERY** checked by hydrometer. Bring the water up to level.
- **PUT NEW BLADES** on your windshield wipers.
- **GREASE** your front wheel bearings. If your front wheels have not been balanced recently, get that done. Wheel-bounce can be dangerous when you need sure-footed steering.
- **WHILE YOUR CAR** is on the grease rack, check all tires for cuts, bruises, and tread depth. It is better to meet the expense of new or recapped shoes than to run into problems later. Check all tires, including spare, for pressure while they are cold.
- **CHECK FOR BURNED-OUT** filaments or blown fuses, which affect your high and low beams, parking lights, back-up lights, taillights, turn signals, instrument-panel lights, and horn. Take along extra fuses.
- **HAVE YOUR BRAKES** adjusted for uniformity of effort and pedal height. Have a mechanic check the oil level in your master cylinder.
- **EXAMINE** the tail pipe. If it's rusted out, don't fail to replace it.
- **BE SURE YOUR GAS GAUGE** is working. The most common emergency in motoring is the dry tank.

(continued)



How we retired in 15 years with $300 a month

"Here we are, living in Southern California. We've a little house just a few minutes' walk from the beach, with flowers and sunshine all year. For, you see, I've retired. We're getting a check for $300 a month that will keep us financially independent as long as we live.

"But if it *weren't* for that $300, we'd still be living in Forest Hills, and I'd still be plugging away at the same old job. Strangely, it's all thanks to something that happened, quite accidentally, in 1943. It was August 17. I remember the date because it was my fortieth birthday.

"To celebrate, Peg and I were going out to the movies. While she went upstairs to dress, I picked up a magazine and leafed through it idly. Then somehow my eyes rested on an ad. It said, 'You don't have to be rich to retire.' Probably the reason I read it through was that just that evening Peg and I had been saying how hard it was for us to put anything aside for our future.

"Well, we'd certainly never be rich. We spent money as fast as it came in. And here I was forty already. Over half my working years were gone. Someday I might not be able to go on working so hard. What would happen then?

"Now this ad sounded as if it might have the answer. It told of a way that a man of 40—with no big bank account, but just fifteen or twenty good earning years ahead—could get an income of $300 a month guaranteed for life. It was called the Phoenix Mutual Retirement Income Plan.

"The ad offered more information. *No harm in looking into it*, I said. When Peg came down, I was tearing a corner off the page. First coupon in my life I ever clipped. I mailed it on our way to the movies.

"Fifteen years slide by mighty fast. They were busy, unpredictable years. I couldn't see into the future. But my Phoenix Mutual Plan was one thing I never had to worry about! 1958 came . . . I got my first Phoenix Mutual check—and *retired*. We sold the house and drove west. We're living a new kind of life. Best of all, we've security a rich family might envy. Our $300 a month will keep coming as long as we live."

Send for Free Booklet

This story is typical. Assuming you start at a young enough age, you can plan to have an income of from $50 to $300 a month or more—beginning at age 55, 60, 65 or older. Send the coupon and receive, by mail and without charge, a booklet which tells about Phoenix Mutual Plans. Similar plans are available for women—and for Employee Pension Programs. Don't put it off. Send for your copy now.

PHOENIX MUTUAL

Retirement Income Plan

GUARANTEES YOUR FUTURE

OVER 100 YEARS
OF LIFE INSURANCE PROTECTION
FOR FAMILIES AND BUSINESS

Phoenix Mutual Life Insurance Co.
305 Elm Street, Hartford 15, Conn.

Please mail me, without obligation, your free 28-page booklet showing new retirement income plans.

Plan for Men ☐ *Plan for Women* ☐

Name_____

Date of Birth_____

Business Address_____

Home Address_____

What Pictures Do You See?

Perhaps you are familiar with the Rorschach test employed by psychologists to find out about your imagination, among other things. The test uses reproductions of inkblots which are shown to you in a series. As you look at each one, you list aloud the pictures or ideas that come to mind. The more pictures and ideas, the greater your creative imagination.

It is quite likely that at one time or another you have tested your imagination on a less organized scale—just for the fun of it! For example, you may have stretched out on a lawn or field watching fleecy summer clouds which before your eyes, became all sorts of things... faces, castles, animals; or you may remember, when confined to bed for a time, how you passed the hours counting the patterns on the wallpaper. When you concentrated, it seemed as though you could see faces in the colorful design. It was a comforting and friendly way to make the hours fly.

"Picture-making" is fun and while you can't spend next winter lying in a field watching clouds, you can have wallpaper pictures! With the help of E-Z-DU*, you get lovely, low-cost wall decoration that not only dresses the room with charm but offers your imagination endless "picture" possibilities on lie-abed days. E-Z-DU wallpaper is prepasted. You need only cut to length, wet and sponge smooth. A-b-c instructions in every roll help make the job easy. In just 8 hours, you can do an entire bedroom yourself. See the Imperial dealer for a proof-demonstration. And happy "picture-making!"

P.S. To receive a new, colorful decorating booklet entitled "Where, When and How to Use Wallpapers", send 10¢ in coin, together with this rectangle to Dept. A-7, c/o of this Company.

*Reg. U.S. Pat. Off.

IMPERIAL COLOR CHEMICAL & PAPER CORP.
Glens Falls, New York



WITH **LP-GAS** HEATING, YOUR "PIPELINE" IS AVAILABLE WHEREVER YOU GO! YOU GET THE SAFETY AND CLEANLINESS OF MODERN GAS HEATING **BEYOND THE CITY MAINS!**

THE BLUE FLAME OF **LP-GAS** MEANS CLEAN HEAT...NO SOOT OR OILY FILM, BUT A YELLOW FLAME MEANS GLOWING CARBON THAT TURNS TO SOOT!

LOOK FOR THIS SEAL—THEN BUY WITH CONFIDENCE!

MEMBER NATIONAL LP GAS COUNCIL
LIQUEFIED PETROLEUM GAS
BUTANE · PROPANE · BOTTLED GAS · BULK GAS
AVAILABLE EVERYWHERE
DEPENDABLE ALWAYS

FREE BOOK OF 200 AMAZING FACTS ABOUT MODERN GAS SERVICE BEYOND THE CITY MAINS

SEND TODAY! WRITE TO... NATIONAL LP-GAS COUNCIL, DEPT. AH-3
185 N. WABASH AVENUE, CHICAGO 1, ILL. or 1355 MARKET STREET, SAN FRANCISCO 3, CALIF.

(continued)

2. UNDER WAY

● **START OUT EARLY,** when it's cool and traffic is light. If possible, confine your driving to daylight hours. If you plan to stop at motels, check in by 4 or 5 P.M. since there are limited vacancies after that time.

● **DON'T PLAN** on doing more than 300 miles a day since driving efficiency goes down drastically after that much mileage. Fatigue or "highway hypnosis" is an invitation to accidents. Either switch drivers or stop and rest if you feel tired.

● **TRY TO CONSOLIDATE** gas stops with mealtimes, saving time for other stops so the children can play. A picnic or a swim gives everyone a "break" and refreshes the "small fry" when they become irritable.



● **KEEPING** young children amused and out of the driver's lap is a big job. Dream up some quiet games and bring along a variety of simple and safe toys with which to surprise the children on the trip. With paper plates and a cardboard tube, children can make comic-faced "window wands" to wave at other cars. Or they can amuse themselves by creating funny faces on one another, or decorating their own faces with colored tape to create storybook characters, while others guess "who am I?" Hand puppets are fun to make out of grocery bags, and are animated by sliding hand into bag and grasping fold with thumb and fingers. Children will love acting out their own stories en route. Coloring books and crayons are always an excellent "pacifier." Also, group singing, quizzes, and counting games (license plates, cars, animals, etc.) will pass their time and hold their interest.

● **WHATEVER YOU DO,** don't drive on a split-second time schedule. Your trip will be more enjoyable for everyone if it is taken leisurely.

Happy Vacation

"We covered over 800 miles and 2000 rest rooms!"

READY... SET... GO PICNIC...

from super market to picnic spot where everybody fixes his own!

LESS WORK... MORE FUN with everybody making his own favorite sandwiches. You don't need to plan ahead. When the mood strikes just stop at the super market and pick up the picnic fixings. Take along lots of hearty, homey breads, meats, raw vegetables, and cheeses—AND a full jar or two of French's Mustard for the best eating under the sun. French's light and lively flavor works wonders with picnic foods. And *no wonder*—it's the *one* complete seasoning, made with rare spices, especially grown mustard seeds, the finest vinegar! That's why French's Mustard goes to more picnics than any other mustard.

It's the picnic season and French's Mustard is the all-in-one seasoning that makes the most of most all outdoor foods

FRENCH'S MUSTARD...Light and lively flavor—picnic style!

Shelves swing out...
for easy pickings! So big and sturdy, they can hold a full shelf load of 25 milk bottles with ease!

Frost never forms like this...
G.E.'s new Frost-Guard System in *both* freezer and refrigerator ends messy defrosting forever.

New Swing-Out Shelves...and All-Over Automatic Defrosting

in the new 15-cubic-foot General Electric Frost-Guard Refrigerator-Freezer

HERE are two wonderful new convenience features from General Electric!

Swing-Out Shelves. Now you can select food even at the *back* of the shelf without spilling or fumbling. All three shelves swing all the way out and practically *hand* you the food.

So easy to adjust, too! You just press the button, slide a shelf up or down to get the exact spacing you want. You can even *lift* the shelves right out to clean the refrigerator interior, or the shelves themselves. Each shelf can be taken to sink for washing.

All-Over Automatic Defrosting. You never have to worry about frost build-up. Frost never collects on frozen foods or on freezer walls with General Electric's Frost-Guard System.

Your G-E dealer can show you these new features—and others in the many new G-E models. Ask about budget terms and trade-in allowances. Household Refrigerator Department, General Electric Co., Appliance Park, Louisville 1, Ky.



Straight-Line Design fits flush into corner. No coils on back mean no dirt-collecting waste space. Front lines up evenly with cabinets—does not stick out. And there's no waste space at side for door clearance with G.E.'s Magic Corner Hinge.

Automatic Defrost Freezer, in 15-cubic-foot model above, rolls out at a touch. It's a zero-degree freezer with a 4.8-cubic-foot capacity. Two large storage compartments. New Freeze-N-Store Ice Service stores extra cubes.

Progress Is Our Most Important Product

GENERAL ELECTRIC

LOOK, IT'S NEW!

BARBECUTIES

Here are 28 helpers to make your cook-out a sure-fire success!

● *There's more to barbecuing, whether at the beach or in the back yard, than delicious food. Half the fun is in the gay props that separate eating outside from dining indoors. So, whether you are planning to cook two hamburgers or a whole steer out under the sky, look around to see what's on the fire this year in the way of rare, medium, and well-done barbecue accessories. Here are some of our discoveries.*

1. TAHITIAN FIRE TORCH on a 6-foot pole anchors into ground to light garden and repel insects. Coppertone torch holds enough kerosene to burn for 15 hours. $3.25. Bancroft's.

2. STEER-HEAD POT-HOLDER of bright felt wears a real bell to alert guests when the cook starts to rustle the hot grub. $1. Holt Howard.

3. RED AND WHITE STRIPED APRON for the boss-lady sports a black felt pocket appliquéd with a fetching queen complete with crown and jeweled earring. Designed by Janice. $4.50. Mary Pentland.

4. GRILL-HANDLER BARBECUE MITT with white brands on a red background is well padded to prevent a charcoal-broiled cook. 49c. Wolf Mfg. Co.

5. BARBECUE GONG of black, silver, gold, or blue aluminum swings on leather thong from its wooden handle. $3.98. The Washburn Co.

6. WING-SHAPED SNACK TRAY spikes into the lawn to serve two. Willow trays have colorful doilies, $4.50. Cane-trimmed glasses, $1.20 each. 7″ Bamboo Stirrers, 40¢ each. Rainbow Wood Products.

7. LOOM-WOVEN FIBER PICNIC BASKET in a green and maple combination holds stainless steel spoons and forks, styrene sectional plates, and 11-oz. mugs for six. $12.98. Burlington Basket Co.

8. SMOKEY JOE, covered barbecue kettle, cooks food without turning. Just 14½″ across and 13″ high, it is easy to take on a picnic, will feed up to six people. $12.95. Weber Bros. Metal Works.

9. CERAMIC SERVERS in red and white stripes, gay as a circus tent, brighten the scene. Cooler holds 2½ gallons, $9.95. Straw holder, $1.50. Big, fat salt and peppers, $2. Shafford Co.

10. PASS THE KETCHUP AND MUSTARD in jars your guests will relish. Red-striped for

(continued)

A Terrific Bargain! ...TO PROVE HOW EASY IT IS TO MAKE BIG MONEY JUST SHOWING THESE DOEHLA CARDS

This GIANT

$2.75 Assortment of Christmas and All Occasion Greeting Cards

YOURS TO KEEP FOR

Only 25¢

ON THIS SPECIAL INTRODUCTORY OFFER

98 PIECES Selling Regularly for $2.75

You get 98 items in this big box — a sheer joy to have on hand, ready to meet every greeting card need! Included are cards for occasions such as:

Christmas
Birthdays
"Get Well"
Thank You
Sympathy
Anniversaries
New Babies
Gift Cards
Toycards, etc.

Make $50 to $250 or More in Your Spare Time—Without Any Experience!

IMAGINE! This giant box of Christmas and All Occasion greeting cards (a big value at its *regular* price of $2.75) — YOURS FOR ONLY 25¢! We make this Special Introductory Offer because we want you to see for yourself how easy it is to turn your spare time into spare dollars with the wonderful Doehla "Extra Money" Plan. No experience needed.

WITH your giant box of cards we will send you samples of our newest and most popular Christmas Card assortments *on approval.* Just show these beautiful, unusual cards to your friends and neighbors. If they don't snap up these bargains, send them back at our expense — *and pay nothing!* Mail coupon now with ONLY 25¢ for your big $2.75 box of cards — which is yours to *keep* whether or not you do anything further about the Doehla "Extra Money" Plan. *Harry Doehla and Associates, Studio 9-A17, Nashua, N.H., or St. Louis 1, Mo., or Palo Alto, Calif.*

IF YOUR CHURCH or club wants a quick easy way to raise funds all year 'round—write, giving your name, name and address of organization, and name of person in charge of fund-raising.

One of These Nation-Wide Associates Will Give You Prompt Service in Your Area:

Boulevard Art Publishers, Chicago 4, Ill.
Iva E. Brundage & Sons, Detroit 4, Mich.
Capitol Card Co., Inc., New Orleans 12, La.
Columbia Card Co., Ltd., Dallas, Texas
Harry Doehla Co., Nashua, N.H. & Palo Alto, Cal.
Greetings Unlimited, St. Paul & Minneapolis, Minn.
Hye-Quality Card Co., Inc., Kansas City 6, Mo.
Imperial Greeting Card Co., Los Angeles 12, Cal.
Midwest Card Co., St. Louis 1, Mo.
Western States Card Co., Denver 11, Colo.
Widener Greetings Co., Philadelphia 7, Pa.

THIS COUPON WORTH $2.50

HARRY DOEHLA and ASSOCIATES, Studio 9-A17
(Address any one of these three offices) { Nashua, N. H. / St. Louis 1, Mo. / Palo Alto, Calif.

Send GIANT $2.75 assortment of Christmas and All Occasion Cards (98 pieces). I enclose 25c *as payment in full.* Also send samples of your newest Christmas Card assortments *on approval;* details of Doehla "Extra Money" Plan. *(Offer limited to one to a family.)*

Name..... (Please Print Clearly)
Address.....
City..... Zone..... State.....
☐ Check here for FUND-RAISING Plan for Church, school, club.

(continued)

A

ketchup, yellow-striped for mustard, the jars have the silliest faces. Each is 5½″ high. $1. Holt Howard.

11. HERE'S COOKIN' AT YOU! Gay, plastic-coated paper plates perk up the party on sight. 6 in a package, 50¢. 25 matching napkins, 50¢. Pakay Division of Nashua Corp.

12. PAPER ICE BUCKETS, decorated with gay jackstraw design, hold extra ice cubes or lots of salad, chips, or cookies. 3 for $1. Pakay Division of Nashua Corp.

13. A COOKEROO PICNIC GRILL comes packed flat for picnic packing. Metal, with 9x12¼″ cooking area, and a carrying handle, it is almost cheap enough to leave behind. $1. Leipzig & Lippe.

14. PEPPER MILL a full foot high has a satiny walnut finish, chrome fittings. King-size and handsome. $15.95. George S. Thompson Corp.

15. STA-PUT PAPER PLATES won't blow away; tape on the bottom makes them adhere to any surface. Thirty 9″ plates, 43¢. Superior Paper Prod.

B

16. QUIK-E FIRE STARTER is filled with crumpled paper in bottom—then charcoal. Paper ignited through holes starts charcoal burning, starter then lifts off. $1.95. Colonial Home Ind.

17. FULL-GALLON JUG, to wet a lot of whistles, has loss-proof pouring spout in cap, is cool, two-tone blue. $4.50. Hamilton-Skotch.

C

18. COVERED CHARCOAL CADDY of polyethylene keeps 10 lbs. of dry charcoal on hand, has spring-opening tongs for handling briquets or turning meat. $3.49. Flambeau Plastics.

19. BAR-B-CART with removable trays, holders for glasses, and wooden cutting board, folds for storage. $19.95. Arvin Industries, Inc.

20. FLOWER-POT CANDLE in a 3″ clay pot, burns a citronella-scented candle to discourage insect invaders. 75¢. Flairtime by Silvestri.

21. SOFT-DRINK APRONS tie around bottles to take care of moisture. Pockets hold straws. Set of 4, $1.98. A. Frank Long.

D

22. COVERED SALAD BOWL of textured earthenware keeps greens cool and crisp, has a wooden paddle for easy tossing. $9.95. Selbra China.

23. GIANT HAKONE MATCHES, 11″ long, are great for lighting the fire or patio candles. They come 100 to a gay box decorated with bright butterflies. $1. Helen Gallagher.

E

SHOWN ON THIS PAGE are a few more tidbits to add relish to the barbecue feast. *A.* Long-handled shaker is one of a set of three for salt, pepper, and your special seasoning. $1. *B.* Pack 2″ individual salt and peppers with the lunch. 8 sets, $1. *C.* Steer-head picks labeled *Rare, Medium,* and *Burnt* are 6 to a package. $1. All Leipzig & Lippe. *D.* Foil just 7″ wide is good picnic size. Alcoa Wrap. *E.* Asbestos mitt sports a fancy, dancing, real cowgirl labeled *Miss Rare.* $1. Leipzig & Lippe. THE END

Suggested retail prices

Wow! 6-Inch GIANTBURGERS -made with the most versatile mix of them all!

Bake these giant cheese-filled buns with Pillsbury Hot Roll Mix!

Whopping home-baked cheese-filled buns get all the raves at any barbecue. You can't *buy* giant buns like these anywhere . . . for love nor money. But it's a breeze to *make* them yourself with Pillsbury Hot Roll Mix. Warm them on the grill along with your sizzling hamburgers . . . and serve them to your eager and hungry horde.

Big deal for your next barbecue!
Big hit with the kids!

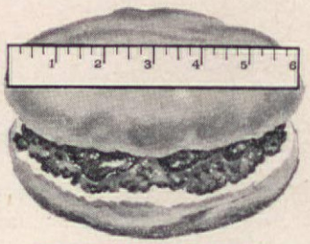

GIANTBURGER BUNS

One package of Pillsbury Hot Roll Mix makes 6 giantburger buns. (P.S. Double up on your pet hamburger or ground round recipe for the patties!) First preheat your oven to 375°.

Prepare... Basic Dough as directed on the **Pillsbury Hot Roll Mix** recipe folder; let rise.

Combine 2 cups shredded **cheddar cheese** 1 tablespoon soft **butter** and ½ teaspoon **black pepper.** Mold cheese mixture into six patties, using a heaping tablespoon for each. Set aside.

Roll out... dough on floured surface to 15x10-inch rectangle. Cut into six 5-inch squares. Place a cheese pattie in center of each square. Moisten edges of dough.

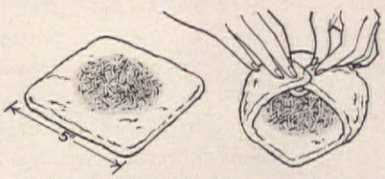

Seal..... by bringing edges up over cheese and pinching *firmly* together. Place sealed side down on well-greased baking sheet. Flatten slightly.

Let rise... in warm place until light and doubled in size, 30 to 45 minutes.

Bake..... in moderately hot oven (375°) 20 to 25 minutes until deep golden brown.

The only mix with 27 recipe ideas in every package! Fragrant hot rolls! Beautiful breads! Home-baked sweet rolls and coffee cakes to make you star of the coffee-break crowd! Hurry . . . get a package of Pillsbury Hot Roll Mix . . . and see what baking fun is in store for you!

Giantburger Buns . . . another new way to use the most versatile mix of them all.

Made only with Pillsbury Hot Roll Mix

Copr. 1959 by Snider Foods, Inc., Fullerton

Have you tried the catsup with the one extra spice?

Grandma Snider used to cook up small batches of Snider's catsup in her aroma-filled country kitchen. She'd simmer fat tomatoes in her copper kettle. When the thick red broth had cooled she strained it carefully through fine cheesecloth.

Then she put in precise pinches of onion and garlic, dark cloves, crisp celery bits and pimento berry spice. She laced this work of art lightly with apple cider vinegar and sweet syrup. Now she added one extra spice: A whisper of Capsicum, the red and yellow chili pepper with the bright skin.

We follow Grandma's recipe with a strict conscience today. Sometimes we think we make Snider's too carefully when you tell us your grocer runs out of it too fast. But we won't change the recipe or hurry the cooking. You wouldn't want us to. Neither would Grandma.

Snider's

the chili pepper catsup

Elbert Budin

COOK-OUT USA

Forks ready? Charcoal burning? Then come with us on a cross-country eating spree and discover new grill ideas to make your cook-outs more than hot dogs and potato chips. Find out what fun, and how delicious, outdoor eating can be. ➡

CALIFORNIA

EXOTIC STUFFED LAMB HAWAIIAN

Our new and beautiful state of Hawaii has had a wonderful influence on outdoor cooking—especially in California. Here, Mr. Frank Dieterich of Culver City serves deliciously different stuffed lamb, and with it another dish that borrows heavily from the "Islands"—stuffed grape leaves! (Recipes on page 54.)

The lamb is cooked, preferably, on a spit (you can also buy portable spits that attach to your grill and operate electrically). Both the leg and shank bones of the lamb are removed. The cavity is then stuffed with a dressing that includes pineapple, brown sugar, garlic, pecans, onion, and ginger. No wonder the lamb takes on such a delicate, subtle flavor!

Ever stuff a grape leaf? We show you how right on this page. Here again is a dish that will tempt the palate of those who have tired of the usual fare. Inside each leaf is an exciting mixture of rice or groats, soup, mushrooms, and Worcestershire.

Served with the stuffed lamb and grape leaves are baby Lima beans, a tossed salad, and for dessert, a nut-crusted apple pie. ▶

HOW TO STUFF GRAPE LEAVES

F. M. Demarest

Spread out grape leaf on flat surface; if leaf is small, overlap two. Spoon on groats or rice mixture.

Proceed by rolling filling up into leaves, tucking in end pieces, and toothpicking together.

Place in casserole, sprinkle with Parmesan cheese, and heat.

Rudolph Guttosch, Kranzten Studio, Inc. Information: Barbara Lenox. Shopping Information, page 84.

GOOD BREADS

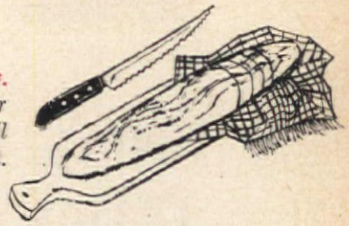

LONG FRENCH LOAF. *Spread with plain butter or garlic butter. Wrap in foil and heat.*

BREAD STICKS. *Serve hot or cold. Good for serving with dips and spreads as appetizers.*

HOT BAKING-POWDER BISCUITS. *Easy to make from a biscuit mix or refrigerated package.*

HOT YEAST ROLLS. *Bake them indoors, wrap in foil, and reheat them on your grill. Make them from a prepared mix too.*



CARAMEL OR CINNAMON BUNS. *Always good accompaniments for outdoor cooking.*

DOUGHNUTS, HOT OR COLD. *Everybody loves them. Munch on them before or after dinner.*

GOOD SALADS

No cook-out is complete without a cool, crisp salad. Recipes for those listed here are on pages 55 and 56.

Pear Waldorf Salad

Ham Cole Slaw

Potato Salad

Icebox Salad

Deviled Rainbow Eggs

Caesar Salad

Drawings: Don Almquist

OREGON

HOW THEY COOK SALMON ON A PLANK

Planked salmon is shown cooking near slow-burning, "shin-toasting" coals. Water-soaked plank and bacon strips keep fish moist and tender. Other fresh-water fish—trout, bass, pickerel—can be cooked this way. Small fish need not be split—just cleaned.

F. M. Demarest

Out in the great Northwest at the time of year when the salmon are running, natives make a happy sport of planking a salmon. If you've never tasted the moist, slightly smoky flavor of fresh-caught salmon, they'll tell you you really haven't lived! Lucky for you, other fresh-water fish can be cooked the same way.

First of all, you need a wood plank about ½" thick. It should be 1" longer and 6" wider than the fish. Soak the plank in water and weight it down with rocks overnight or for several hours.

Split the salmon, clean, remove head and tail but not the skin. Lay the salmon on plank with the skin next to the wood. Using large-headed nails, nail thick strips of bacon to the edges of the fish and to the plank.

Drive a stake into the ground about 2 feet from a slow fire and lean the plank against it. Salmon that's about 1½" thick should take about 1½ hours to cook. Turn the plank upside down about every 20 minutes during the cooking. When done, fish should be slightly brown and very moist.

TO SERVE WITH PLANKED FISH

The real fisherman has his fish plain, with sliced tomatoes and plenty of butter for baked potatoes. Try tartar or tomato sauce with the fish, and coal-roasted summer squash with basil as a vegetable.

OUTDOOR HAVEN FOR TEEN-AGE CHEFS

Down in Houston, the top favorites with the young crowd are still hamburgers and ice cream. At the home of Judge and Mrs. Roy Hofheinz, they serve SEVEN-BOY HAMBURGERS and SEVEN-BOY SUNDAES. You take your pick of one or all seven sauces for both hamburger and ice cream. If you can stack up all seven—you're a real hero! Recipes for sundae sauces, page 54.

SEVEN HAMBURGER SAUCES

1. Crumbled blue cheese, chopped onion, and milk to moisten
2. Chopped ripe olives, mayonnaise
3. Chili sauce and mayonnaise
4. Chopped, stuffed olives, catchup
5. Sour cream and chopped chives
6. Pickle relish
7. Prepared mustard

SEVEN SUNDAE SAUCES

1. Taffy peanut butter
2. Chocolate honey
3. Maple walnut
4. Pineapple
5. Cherry
6. Mocha marshmallow
7. Raspberry jam

Hamburgers are stacked high with sauces. TIP: shape meat around an ice cube. Grilling melts the ice, leaving hamburgers juicy and moist.

Teen-agers take their pick of seven sauces for their ice cream. The ice-cream container is nested in a large bowl of crushed ice.

Poolside feast of hamburgers and ice cream is enjoyed by these Texas teen-agers.

Warren Reynolds, Infinity, Inc.

CALIFORNIA

LEG O' LAMB BUTTERFLY—NO KNIFE NEEDED

People who are not overly enthusiastic about lamb will promptly change their minds at the first taste of a LEG O' LAMB BUTTERFLY. Delicately flavored with barbecue sauce, so tender that no knife is needed—it is served when the slices are slightly pink. This recipe comes from Ralph Frank of Beverly Hills, California. He strongly feels that whoever started the custom of eating well-done lamb did the animal a great disfavor!

When the lamb is ready to serve, it is sliced cross-grain and resembles a slice of Chateaubriand steak. The only accompaniments for the lamb that are really needed are a green salad and perhaps a casserole of macaroni and cheese. Mrs. Frank serves this casserole often because it can be prepared ahead of time and popped into the oven for browning at the last minute. It is a dish that freezes well too.

LEG O' LAMB BUTTERFLY

Leg of lamb, about 5–6 lbs. Seasoned salt

1 pkg. old-fashioned French dressing mix

Have lamb boned and cut open butterfly fashion. Prepare French dressing; pour over lamb in shallow pan and let stand about 1 hour; sprinkle generously with seasoned salt. Place the marinated lamb, fat side up, over medium-hot coals and broil 45 minutes to 1 hour, basting with marinade and turning to brown both sides. Cut in ¼-inch slices across the grain.

Serves 6–8 *825 cal. per serving* *Source of Vitamin B*

Tested in the AMERICAN HOME KITCHENS

HOW TO MARINATE LAMB

FOR A PERFECT MARINADE *prepare Old-fashioned French Dressing Mix, following directions.*

HAVE LAMB BONED *and cut open butterfly fashion. Pour mix over lamb and let stand about an hour.*

SPRINKLE *seasoned salt generously on all surfaces after marinading, and before grilling.*

PLACE LAMB *on grill, and broil over medium-hot coals. Baste often. Cook 45 minutes to 1 hour.*

Note the Franks' interesting grill. Brickwork is an old cistern. Portable grill fits perfectly into opening. ▶

EASY-TO-FIX APPETIZERS

CHEESE *is always a natural for outdoor appetizer or dessert, speedy and easy.*

SMALL SHISH KABOBS *such as chicken livers and water chestnuts are perfect first courses.*

A CHAFING DISH *of cheese fondue or Welsh rarebit is always an appetite whetter for barbecues.*

PLUG WATERMELON, *fill with ginger ale or champagne. Serve it as appetizer or dessert.*

Rudolph Guttosch, Kranzten Studio, Inc.

CONNECTICUT

BARBECUED TURKEY—TRADITIONAL TREAT FOR NEW ENGLANDERS

Warren Reynolds, Infinity, Inc.

Up in New England, turkey has been making mouths water ever since John Alden courted Priscilla. But how long has it been since you tasted one of these beauties cooked on a spit at your barbecue?

The important thing to remember in barbecuing poultry is to spit it securely. Be sure turkey is well balanced before placing over the coals, then rub it all over with a simple basting sauce. This can be mayonnaise and lemon juice seasoned with salt and thinned with water to the consistency of light cream.

As the turkey cooks, baste it frequently to prevent drying out. Take plenty of time—you can't ruin fowl by long, slow roasting. A 15-pound turkey takes about 3 hours to roast; if stuffed, it takes longer. Wiggle a leg to test for doneness. If it moves easily, the turkey is ready.

Chicken can also be cooked this way. It will take about 1 to 1½ hours, depending on the size.

This barbecue at the home of the Ralph Townes in Litchfield, Connecticut, has vertical and horizontal grills, both of which can be used at the same time.

How to Grill Broilers Outdoors

Split chickens (weighing 1½ to 2 pounds) for broiling. Some cooks then bone and flatten them. Start chickens cooking with the inside facing down, basting frequently with the sauce described above at right. Broilers take about 30 minutes, depending on the size. Some people like to marinate chicken in oil and seasoning for several hours before cooking.

More Pointers on Barbecuing Game

All game takes to the grill, including duck, pheasant, quail, and squab. Keep the coals low and the fire small. In this way you don't waste charcoal and you have a more effective fire. Try barbecuing on a vertical grill like the one above. Drippings fall into pan, instead of coals. Bird cooks to a delicious golden brown.

PORTABLE BARBECUE *can be made out of an old barrel. Simply add wheels and line with tin.*

GUESTS GRILL *their own hors d'oeuvres from a hibachi while the meal is cooking in this New England home. Another appetizer is cottage cheese and Bartlett pears.*

Famous Hopkins County Stew is cooked in large iron pot, hung from tripod. Use our family recipe for your own back yard.

Photographer: Warren Reynolds, Infinity, Inc. Information: Rosemary Weatherred

Lonnie Bigelow, veteran stewmaster, sets alarm clock to remind him, between snoozes, to add ingredients.



Stew simmers over slow fire. Recipe at right can be doubled or tripled to serve large groups.

Hopkins County Stew is a favorite in Sulphur Springs at many local gatherings and in all sorts of weather.

TEXAS

HOPKINS COUNTY SERVES UP A LEGENDARY STEW

In Sulphur Springs, Texas, there are all sorts of tales about the origin of Hopkins County Stew. Some say the recipe goes back a hundred years or so and was the chance invention of a group of cooks who were out with a hunting party. Having imbibed a bit too freely, the cooks began improvising on the day's kill. Into a big steaming pot went the muskrat, squirrel, and rabbit in haphazard fashion. After the brew had steeped for a good many hours, corn and potatoes found their way into the pot. Some 48 hours later (no tellin' what was happening back at the ranch) there was born a stew unlike any other in the Lone Star State.

Hopkins County Stew is still a favorite whenever a group of Texan outdoor-eating enthusiasts get together. Here is today's version, made with chicken and scaled to family-size portions. It can be cooked indoors or out.

HOPKINS COUNTY STEW

- 4 slices of bacon, diced
- 2 tbs. butter or margarine
- Stewing chicken, 3½-4 lbs., cut in pieces
- 6 med. onions, chopped
- 1 green pepper, chopped
- 1½ c. chopped celery
- 3 cans (1 lb.) tomatoes
- 2 cans (12 oz.) kernel corn
- 3 lbs. potatoes, peeled and diced
- 1½ c. water
- 1 tbs. salt
- ¼ tsp. paprika
- ¼ tsp. curry powder
- ¼ tsp. pepper

Fry bacon in large kettle; add butter or margarine and chicken and sauté until well browned. Add remaining ingredients, bring to a boil, and simmer. To expedite cooking indoors, cook covered at least 4 hours, stirring occasionally. After about 1 hour, remove chicken, bone. Dice meat and return to kettle. Serves 8–10. Recipe may be scaled, to serve up to 100 people.



CALIFORNIA

HOW YOU CAN TENDERIZE MEAT AND POULTRY AND ENHANCE FLAVOR

By simply using a tenderizer, you can make chuck or round the most flavorful, melting-in-your-mouth steak you've ever tasted! Mr. Lloyd E. Rigler of Hollywood Hills, California, prefers a steak a little more than two inches thick and weighing about three pounds. This size fits easily on the smallest brazier, which in turn produces the most concentrated heat with the smallest amount of coals.

An hour before the steak is tossed over the coals, tenderize it as shown below. Once it's on the fire, watch the fat drippings. If flames flare up, it's best to douse them with water. Turn the steak when you see "branding marks." Don't be afraid to turn a steak. Turning has a tendency to keep the hot juices in the center of the meat. When you remove steak from the grill, let it stand on the platter for a few minutes. Then slice it diagonally—thick, or thin for Chateaubriand.

To complete the meal, Mr. Rigler often serves a fresh spinach salad, mushrooms, baked potato with chopped green onion and sour-cream sauce. For dessert . . . California fruit, of course!

F. M. Demarest

Sprinkle tenderizer on all surfaces of meat—top and bottom—as you would salt. Do not use additional salt in cooking. Tenderizer will enhance any cut of meat, tender ones as well.

Pierce all surfaces at one-inch intervals with a pronged fork. This allows tenderizer to penetrate meat. Let stand for one hour at room temperature before cooking.

Rudolph Guttosch, Kranzten Studio, Inc.

Rinse fowl inside and dry. Sprinkle entire cavity with tenderizer. Use no additional salt in cooking. Use tenderizer for all types of fowl and game.

Plunge a fork into flesh from cavity side, under breast bones and into flesh of thighs and legs. Let stand one hour before cooking.

◀ *All ready to be served—this delicious, bottom round steak that has been tenderized.*

Try Tenderizing These Cuts of Meat

Heel of Round Steak or Roast

Beef Stew Meat

Rump Steak or Roast

Rolled Shoulder Roast Boned (Chuck)

Short Ribs

CORN AND WHITEFISH AT THE LAKESIDE

When the stiff breezes blow across the shores of the Great Lakes region in late summer, more than likely you can get a wonderful whiff of whitefish being smoked at lakeside . . . and along with it, the fragrance of roasted corn, baked Lima beans, and corn bread.

The fishermen and campers in this area are never at a loss for ways to cook their catch. Ardent cooks say the fish should marinate in a sauce while the fire is being started. Once the coals are glowing, they are covered with dampened hickory chunks. To enjoy the real smoky taste, the fish should cook slowly over low heat for 1½ hours. If you're in a hurry, of course, don't overlook just plain grilled fish. Whitefish or any fish are ready if the flesh flakes easily when tested with a fork.

Other tips on the meal served above: prepare casserole of Lima beans, tomato sauce, and pineapple at home, bring to the site in big iron pot. The corn is soaked ½ hour in water and cooked in its own husks for 15–20 minutes. (See other ways below.) The dessert? Pour cake-mix batter in ice-cream-cone cups, bake as you would cupcakes, top with icing.

RECIPE FOR SMOKED WHITEFISH ON PAGE 54

STEAMED CORN, MIDWESTERN STYLE—*drop the corn into steaming salted water. Cook five minutes. Knead salt and pepper into butter before spreading. Or place a pound on the table and let each person roll corn into block of butter.*

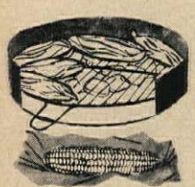

FOIL-ROASTED CORN—*spread butter on corn. Sprinkle with pepper and salt. Wrap in aluminum foil tightly. Roast 15–20 minutes over hot coals, turning several times.*

STEAMED CORN, YANKEE STYLE—*remove husks from ears of corn and line the kettle with the removed husks. Cover bottom of kettle with water. Lay corn on top of husks and cover—and steam for 20 minutes.*

PLUMP, JUICY TOMATOES *are skewered by Reg Allen of Los Angeles. Stuffed beef heart can be seen in the center, flanked by rows of other vegetables.*

BEEF HEART WITH VEGETABLE KABOBS



For you who are seeking the new and different in outdoor cooking, here is a welcome change. Try a stuffed beef heart like the one pictured on our cover.

A spicy dressing of sausage, onion, celery, and bread crumbs is held together in foil. Heart is roasted over a slow fire.

With it, serve a variety of vegetable kabobs. Far too many people overlook the fact that many vegetables take well to the spit. A few are: potatoes, squash, zucchini, onions, eggplant, and mushrooms. Brush them with butter. Cook slowly over low fire, baste frequently. Test with fork to see if done. Tomatoes, sliced onions, mushrooms, and peas can be cooked in foil, either on the grill or in the ashes. Either way, the foil seals in all their tender flavor!

STUFFED BEEF HEART

¼ lb. bulk sausage
1 med. onion, chopped
½ c. chopped celery
3 c. seasoned bread crumbs for stuffing
1 large beef heart
1 tsp. salt
¼ tsp. pepper
Dash of garlic salt

Sauté sausage, onion, and celery in skillet. Add bread crumbs and enough water to moisten. Wash beef heart, season inside with salt, pepper, and garlic salt. Line inside with aluminum foil, fill with stuffing. Fold edges of foil; tie heart securely and place on skewer. Roast over low fire 1½ hours.

Serves 6 *300 cal. per serving* *Source of Vitamins A, B, C*

Delicious barbecued spareribs and soufflèd potatoes are served in this gourmet's kitchen.

SPARERIBS WITH A NEW ORLEANS FLAVOR

In New Orleans, folks still love to eat lavishly and well. At the home of the Warren Poseys, the *spécialité* is spareribs which the Poseys serve in their walled-in, French-style garden. Here is their recipe: take 4 spareribs (6-8 lbs.) and cut each rib into 2 or 3 pieces. Place in shallow baking pan and pour a marinade over ribs (recipe at right). Let stand for 1 hour. Bake in a hot oven (425°) for 10 to 15 minutes; reduce heat to 350° and continue baking for 45 to 50 minutes. Baste occasionally. Combine topping ingredients, sprinkle over ribs, return to oven for 10 to 15 minutes.

SPARERIBS MARINADE

- 2 c. catchup
- 1 c. water
- ⅔ c. vegetable oil
- ⅓ c. soy sauce
- 2 tbs. Worcestershire
- 2 tbs. vinegar
- 1 tbs. sugar
- 1 tsp. paprika
- ½ tsp. Tabasco

TOPPING

- ⅔ c. fine bread crumbs
- ⅓ c. flour
- ¼ c. brown sugar, firmly packed
- 1 tbs. cornstarch
- 1 tbs. dry mustard
- ¼ tsp. nutmeg
- ¼ tsp. ginger

Spareribs are marinated in special barbecue sauce and basted occasionally while baking.

When done, the ribs are removed from the oven and seasoned with a special crumb topping.

After the crumbs are sprinkled over the ribs, they go back into the oven for 10 minutes or so, and come out crunchy on the outside, moist on the inside.

Photographer: Warren Reynolds, Infinity, Inc

TIDEWATER OYSTER ROAST

When a Virginian from the southeast section of the state invites you to an oyster roast, expect a real feast! The Ruben Trants of Norfolk, for example, are apt to have one of these wing-dings even in the snow!

First order of business is the oysters. The Trants shovel the oysters onto a hot metal slab over a brisk wood fire. Some people prefer to wrap oysters in foil and place them directly on the coals, others put them deep-shell-side down on a grate. Any way they're done, once the shells begin to open (in about six or seven minutes), you're in for a lip-smacking treat. Other dishes served by the Trants: barbecued spareribs and Brunswick stew. (Recipes, page 54)

Oysters are shoveled onto hot metal slab to cook until shells open. Be careful not to overcook. They're served with melted butter.

Guests eat oysters off the half shell with an appreciative "slurp." Any shell oysters, except tiny ones, can be used.

Spareribs are tossed on grill, basted constantly with the barbecue sauce, and cooked till well done.

Mr. and Mrs. Trant serve the spareribs to hungry guest.

Barbecue sauce that has cooked ever so slowly serves as a dip. Make up a large batch and freeze for future parties.

Brunswick stew is full of chunky pieces of tender chicken, tomatoes, corn, limas.

HOW TO COOK POTATOES OUTDOORS

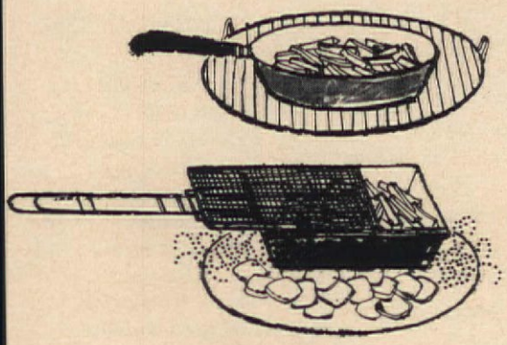

SIZZLING FRENCH FRIES

1. Thawed French fries can be placed in a corn popper and heated over coals.
2. Or warmed in frying pan on grill.

FOIL-GRILLED POTATO SLICES

Potatoes are cut in 3 or 4 slices (lengthwise), buttered, and seasoned. Reassemble and wrap in foil. Bake at side of grill or in coals.



TOTEM POLE POTATOES

Potatoes are arranged on skewers and stood upright in a tall fruit-juice can of boiling water, then cooked on grill.

CALIFORNIA

Rudolph Guttosch, Kranzten Studio, Inc. Information: Barbara Lenox

Open-pit barbecue at the home of Dr. and Mrs. S. Silver of Los Angeles, is reminiscent of the old-time campfire.

OPEN PIT BARBECUE DOES DOUBLE DUTY

In the Southwest and on the West Coast, the open pit is still one of the most popular barbecues. The revival of the old-fashioned pit serves a twofold purpose. It not only provides the means of serving countless delicious outdoor meals, but it makes a warm, attractive gathering place for family and friends when nights get a trifle chilly.

To be the most effective, the pit should be at least 16 inches deep and as wide and long as you wish. If you use a long spit, or portable rotisserie, almost any type of meat or fowl can be barbecued.

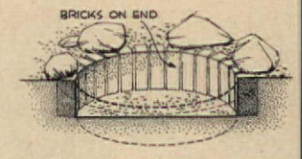

Diagram shows easy way to build an outdoor pit.

OTHER WAYS WITH FRANKS

BALL-PARK STYLE

Drop your franks into a steaming hot bath while the rolls are being heated either in a double boiler or in foil. Serve with the wonderful yellow mustard known as ball-park mustard.

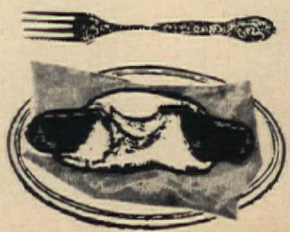

FRANKS IN A BLANKET

They're wrapped and baked in square of pie pastry or yeast dough. Bake enough for the crowd ahead of time and reheat in foil on the outdoor grill. Packaged mixes make this a speedy way to serve "wieners."

Still under the big Texas sky—but safe from foul weather—this cook-out has drifted indoors to a covered terrace.

COOK OUT IN ANY KIND OF WEATHER

TEXAS

The biggest enemy of the cook-out is, of course, rain. How many times has a sizzling steak been doused for you by a sudden burst from above? Dr. S. J. Rogers of Houston, Texas, solved the problem by building this handsome enclosed terrace. Note the glass roof that lets the light in, keeps the water out. The barbecue itself is a prefabricated fireplace set in a brick wall panel. The drain in the beautiful terrazzo floor makes it a simple job to clean up after the party. Now, neither wind nor rain—only the stork—can stay the doctor from enjoying a weenie roast with the youngsters.

FRANKS AND BAKED BEANS

Here's another convenient combination to serve outdoors. Beans can be prepared ahead of time and kept hot on the side of the grill while the frankfurters are being browned to a turn.

FRANKS AND SAUERKRAUT—OR FRANKS AND CHOP SUEY

Bring out a large pot of sauerkraut and another of chop suey. Go German or Chinese by adding either to your frank in a roll.

Photographer: Warren Reynolds, Infinity, Inc. Information: Rosemary Weatherred Architect: Raymond L. Winters

If you want your lawn and garden to do their best all summer,

here's your project . . .

How to be your own

THEODORE A. WESTON

Do you know what kills more plants in nature than anything else? Lack of rain! The same may be true of plants in your own garden. So if your plants could talk they might ask you to become a rainmaker!

But if plants could be choosy, they wouldn't be satisfied with the kind of treatment they get from nature. They'd order rain only when the soil is just beginning to dry out. They'd want it to fall no faster than the soil can soak it up. And they'd like it to continue long enough to reach all their roots. It'd be a tall order, all right, but actually it's an order you *can* fill, even if nature can't or won't.

So, if you'd like to be a rainmaker, you might as well decide to be a good one—from the standpoint of your plants. What you'll want to know, then, will be how to supply water to simulate gentle rain, when to do so, and for how long. To get this information will take a little experimenting and a little figuring, but once you've got it you'll always be able to use it—and you'll save a lot of time, effort, and money, and get a lot more enjoyment out of your gardening.

First, know your soil. Probably, though, you already know whether it's light and sandy, an average loam, or a heavy clay. If you don't know, ask an experienced neighbor or your county agricultural agent at the county seat.

From your "rainmaker's" standpoint, the important facts to know about soils are these: Light, sandy soil, covered with grass, will absorb about 1½ to 2″ of water an hour. An average loam will absorb only ½ to ¾″ of water an hour. And a heavy clay can absorb only ¼ to ½″ an hour. Freshly cultivated or well-mulched soil absorbs water at about the same rate as grass-covered soil, but bare, compacted soil absorbs it much more slowly.

What follows from these facts is that if you apply water faster than your soil can absorb it the surplus will run off. And that means you'll not only be wasting water—perhaps thousands of gallons a season—but you'll also be washing away your topsoil, plant food, and freshly sown seed.

LAWN-WATERING is Problem Number One for most homeowners. Solve your own problem by choosing a good sprinkler, finding out how much water per hour it delivers, then running it long enough to reach the full depth of the grass roots.

ROSES, PERENNIALS, AND SMALL SHRUBS are most efficiently watered with a water breaker. If the kind you buy has no handle, tie a bamboo cane to the hose for easier handling.

FOR DEEP-ROOTED SHRUBS and trees, the best watering device is a subirrigator or root feeder. Insert it about 2′ deep and let it run an hour in each place.

Then how to find out whether you're applying 1½″ of water an hour, ½″ an hour, or ¼″ an hour? If you use a sprinkler—any kind—here's how to go about it. Place the sprinkler on the lawn and turn the water on full, so that you know the exact area covered. Shut off the water and place a tin can a couple of feet from the sprinkler, another tin can a foot or so inside the edge of the area covered, and a third tin can midway between the first two. Run the sprinkler for exactly one hour. Measure the depth of water in each of the three cans, add the figures, and divide by three. You now have the average rate per hour at which your sprinkler delivers water.

HOW MUCH AND HOW OFTEN TO WATER YOUR LAWN

SANDY SOIL needs ⅜″ of water to reach a depth of 6″. If your sprinkler delivers ½″ of water an hour, you need to run it ¾ hour before moving it. If there's no rain, you need to water every 4 to 5 days.

ON AVERAGE LOAM SOIL it takes ¾″ of water to penetrate 6″. At a rate of ½″ per hour, a sprinkler must be run 1½ hours before it's moved; when there is no rain, water every 7 to 10 days.

HEAVY CLAY SOIL needs 1¼″ of water to reach 6″ deep. At ½″ of water per hour, a sprinkler has to run 2½ hours before being moved. When there's no rain, water every 12 to 18 days.

TO FIND OUT how much water your sprinkler delivers, put a can near the sprinkler, one near the edge of the area covered, a third between these two. Run sprinkler an hour and measure depth of water in the cans.

rainmaker

Incidentally, it doesn't matter what size or kind of cans you use, as long as the sides are vertical, the bottoms flat, and the tops completely open.

If water is being delivered faster than your soil can absorb it, adjust the sprinkler or the water pressure until you've got it about right. If water is being delivered slower than your soil can absorb it, you'll simply have to run the sprinkler longer in each spot. But we'll come to that shortly. Right now, make a permanent record of the figures you've obtained, so that you'll always know how much water you're getting per hour at a certain setting of your sprinkler or water pressure.

Next question: How much water to apply, say, on grass? Lawn grass, mowed at about 1½", is relatively shallow-rooted and will flourish as long as the soil is kept moist to a depth of about 6". And to reach a depth of 6" it takes ⅜" of water on sandy soil, ¾" of water on average loam, and 1¼" of water on clay.

How long to water to do the job? Well, it depends upon the figures you obtained on the water delivery of your sprinkler. If the sprinkler delivers ½" of water an hour, you'll need to run it ¾ hour in one place if your soil is sandy, 1½ hours if it's average loam, or 2½ hours if it's clay. If the sprinkler delivers only ¼" of water an hour, the time will have to be doubled. If it delivers 1" an hour, you can cut the time in half if your soil is sandy, but if it's loam or clay you'll have to slow up the sprinkler, because it'll be delivering water faster than your soil can soak it up.

Finally, how often to water? As a general rule, if there's no appreciable rainfall, sandy soil should be given its ⅜" of water every four to five days, loam its ¾" of water every seven to 10 days, and clay its 1¼" of water every 12 to 18 days. Here, though, you'd do well to use a little judgment. Soil dries out quite a bit faster in sunny, hot, dry, windy weather than it does in cloudy, cool, muggy, windless weather. And so, depending on the weather, you can give or take several days in your watering schedule.

For ready reference, you'll find this basic information summarized under the drawings at the bottom of the opposite page.

Now what about other kinds of plants? Many of the smaller annuals and perennials aren't much deeper rooted than lawn grass—some, in fact, are even less deeply rooted—and so should be watered almost as often if you want them to do their best. Most of them won't show the effects of drought so quickly as a lawn, however, and so you can usually get away with somewhat less frequent watering. Most of the medium-size perennials and the shallow-rooted shrubs, such as azaleas and rhododendrons, usually need watering about half as often as a lawn. And plants like roses and medium-size shrubs will probably need watering every third or fourth time you water the lawn.

(continued on page 66)

LATEST RAINMAKING EQUIPMENT



HIGH-EFFICIENCY equipment for watering good-size lawns: Top, a traveling model with adjustable jets; follows the laid-out hose. Left, hose-following model with "impulse" type, adjustable head. Right, adjustable rotating model which pulls itself by metal tape; stake guides it around corner. These are "next best" to an underground system.



Harriet Arnold

QUALITY EQUIPMENT for general lawn watering: Top left, rotating model, adjustable for 5 to 50" by turning knob at top. Lower left, low-spraying, adjustable "impulse" type sprinkler. Lower center, rotating sprinkler with adjustable individual jets. Right, two oscillating or fan-type sprinklers, adjustable to cover various size rectangular areas.

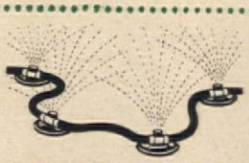

TIME-SAVERS for special situations: Top, series sprinklers; come in sets of four. Left center, underground sprinkler head. Center, small plastic rotating sprinkler. Right center, root-feeder. Lower left, pistol-grip adjustable nozzle. Lower center, water-breaker. Lower right, thumb-control nozzle (above) and instant hose coupling (below).



NEWEST-STYLE equipment for watering plants in pots and other containers. They're of molded plastic and are both lightweight and nonbreakable. The smaller models are just right for watering house plants, and the larger size for window-boxes, for patio and terrace plants in large pots or tubs, and for frequent watering of newly set-out plants.

Low-cost attic remodeling

For a total building cost of $1017 (less than $4 a sq. ft.) this family added two big rooms right under their roof!

▲ **NEW BEDROOM-PLAYROOM COMBINATION** is big and bright. Two windows admit plenty of light and air. The walls and ceilings are painted white to add even more light and also to minimize the ceiling slope at the sides. A studio bed, placed lengthwise against the wall, leaves more floor area for play space.



FIRST STAGE of remodeling reveals partition framing and foil-backed insulation in place. View from bedroom shows edge of storage unit at left, under roof eaves. Gypsum board is installed next, right over framing.

DIVIDER between study and stairwell makes a decorative partition, a safety barrier, and an excellent storage unit. Notched brackets in bookcase, at right, make it possible to adjust shelves to changing needs.

Photographer: Fred Rola

THE NEW STUDY is as handsome and useful as any room on the main floor of the house. The simple-to-build and inexpensive corner desk occupies space that is usually wasted. The desk top was cut from plywood and is supported by two night stands.

JAMES BRETT—WM. J. HENNESSEY

When their second child was born, the William Crages of Tonawanda, New York, realized it was time to expand their living space. They reasoned wisely that the unfinished attic of their 1½-story home would be the most sensible and inexpensive place to create a study and an extra bedroom.

The total cost of the attic remodeling was $1017. The cost of the building materials, including all the storage units and desk, came to $717. A carpenter was employed for three weeks at a cost of $300. He erected the 2x4 partition studs, stapled insulation batts between the roof rafters, and applied the ½" gypsumboard to the walls and ceiling. Mr. Crage built the bookshelves and the corner desk.

The daughter's bedroom (12x15½') was designed for a generous play area as well as sleeping quarters. The play table was made by screwing wrought-iron legs to a piece of ½" fir plywood. A 4x4' sheet of ⅛" perforated hardboard screwed to the wall makes a display place for cutouts and drawings.

Mr. Crage's study is ideally quiet. Corner desk and floor-to-ceiling bookshelves provide plenty of work space and storage for business papers and books.

LIST OF MATERIALS

Rough Lumber	$96	Doors and Hardware	51
Trim Lumber	82	Storage Doors	12
Electric Wiring and Fixtures	51	Special Millwork	49
Heating	18	Louvered Shutters	9
Insulation	62	Miscellaneous Hardware	9
Gypsum Wallboard	89	Window Shutters	15
Plywood Sub Flooring	41	Chests for Closets	58
Flooring Paper	3	Linoleum for Closet Floors	6
Paints and Finishes	44	Miscellaneous Supplies	22
		Total	$717

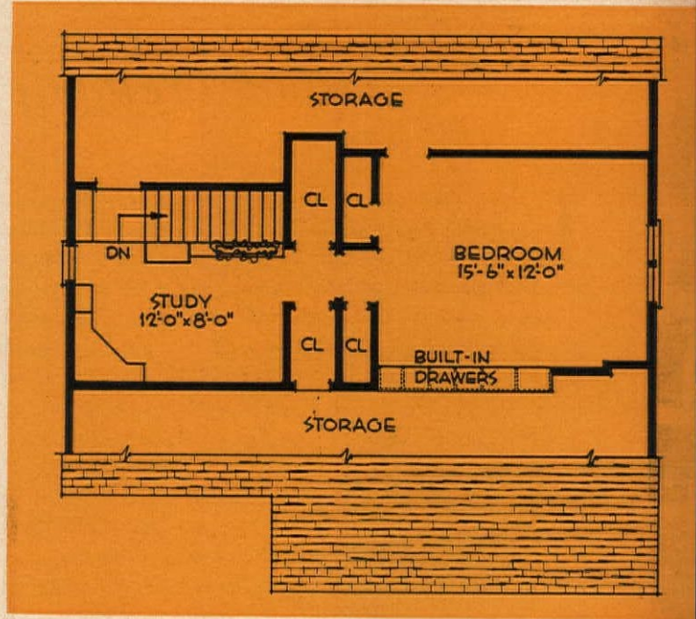

FLOOR PLAN of remodeled attic area shows layout of father's study, at left, and daughter's bedroom-playroom, at right. There is plenty of dead storage space where roof slopes to meet the attic floor.

(continued)



TWENTY-SIX DRAWERS—and all for one little girl! This wonder of built-in storage is ten feet long and consists of three unfinished chests recessed into the wall. The sketch shows a side view of the storage unit. Insulated wall is dropped down from rafters and supported by two 2x4's which form a framework around units.

How to remodel your attic successfully

If there's an attic remodeling job in your future, plan to make every dollar count. First, make sure your attic is large enough to satisfy your expansion needs. Make a preliminary floor plan of the available space, noting the sizes and locations of chimney, stairway, windows, dormers, and, if you need an extra bath or kitchen, any projecting pipes in the area. Draw the plan to scale, preferably ½" or ¼" to the foot.

NOT ALL THE ATTIC FLOOR AREA will be usable for your new rooms; that portion very low under the eaves will have to be walled up or used for storage. Side walls in sloping attic spaces should never be less than four feet from the floor on either side of the room; the distance between these two points will give you the usable width of your new rooms.

CEILINGS in most attic rooms are composed of one flat, horizontal section and two sloping sides. The height of this flat part will be determined by the collar beams that reach across from the sloping roof rafters. This should never be less than seven feet high, and eight feet is preferable. If yours are low, yet still provide head room, paint these cross members and leave them exposed, letting your ceiling follow the roof lines right up to the top. This will provide a rustic, informal look.

After you've finished measuring, check the size of the floor framing to find out whether it is strong enough to take extra loads. In most cases you will be safe if the floor joists are 2x8's, 16" on center, with a span no longer than 12 to 15 feet. If there's to be an attic bathroom, 2x10 joists are suggested to carry the 60-to-70-pound load per square foot.

SHOULD YOUR PLANS INCLUDE A BATHROOM, powder room, or kitchen, go to the floor below and observe the location of plumbing lines there. By placing your new fixtures directly above others, you'll save money since pipe runs will be cut to a minimum. A complete new bath will cost you $500–$1000, depending on how much new piping is needed. Find out, too, whether your present heating plant is large enough to accommodate extra

(continued on page 81)

Appliqué them on curtains and place mats, paint them on the walls and furniture!

ROOSTER AND CHICK DESIGNS

DOROTHY LAMBERT BRIGHTBILL

Sew, or paint on, these cheerful rooster and baby chick designs to brighten up any appropriate spot in your house. Appliqué them on everything from curtains and aprons to place mats and napkins! Paint them on the wall above a dado, around doors and windows, or on children's furniture.

We have made the designs easy to copy by drawing the rooster full scale in two sizes. Use the large rooster for place mats, the small one for napkins. If you'd like to make a rooster pot holder, the overlaid graph will make it easier for you to enlarge the design to pot-holder size, as outlined on page 85.

TO MAKE APRON, follow curtain instructions, making only one side. Then run a tape through the rod casing and you'll have "apron strings."

TO MAKE THE ROOSTERS AND CHICK, transfer each section onto the right side of the fabric. Use red cotton for head, wattles, and comb, combining them in one piece. Use blue pin-checked gingham for the main part of the body. The first scalloped section is blue cotton, the second row (which also forms "drumsticks") is of white cotton, the feet are yellow

(continued on page 85)



F. M. Demarest

THESE GAY, APPLIQUÉD CURTAINS are easy to make. Cut two pieces of denim, making each piece 4½" longer than the measurement of the lower half of your window. Fringe all sides. Fold over 4½" to front at top, and sew a casing for rod about 1" down from the top of the fold. Instructions for the rooster appliqué start at the right.



CUT PLACE MATS from denim or other cotton, 13½x18" in size. Make a ¾" fringe on all sides, then tack corners to prevent raveling. Cut napkins in 12" squares and fringe also. Instructions for rooster design start at the right.



Drawing by Dick Ott

To enlarge design, draw graph using 1" squares.



Modern Americana

You've a choice of two color schemes in our Americana bathroom. Above, warm coral is used with cocoa in wall covering, striped towels, and the eagle-strewn shower curtain. Cooler shade of turquoise spikes the cocoa at the left. Note the handsome, shuttered storage wall.

With colorful wall covering, a splash of towels, and bright-eyed accessories, you can copy one of these eight smart schemes in your own bath

Bathrooms...

ROBERT W. HOUSEMAN



Far East Touch

Indulge your taste for the exotic in a bathroom that's Oriental in feeling. You can do it easily and at relatively little expense. Above, there are Far East touches in the bamboo wallpaper, fretwork divider, and rattan light fixture. The vivid accents at lower left are in another color scheme but still Oriental in design.

the easiest decorating you can do!

Circus Inspired

Young ones get a double-dip in this gay circus bathroom. Look, Ma—two lavatories, a shower stall and a tub! And under the Big Top, the most wonderful clowns and animals you've ever met.

French Accent

Essentially very feminine is this bathroom done in soft pastels and delicate butterfly wallpaper. Even so, the man of the house will like its man-size advantages: two lavatories, good storage, individual mirrors, and colorful, husky towels!

CULBRETH

Here is another version of bathroom decorating for the children. The "Mother Goose" characters in the wallpaper vie for attention with crowing-cock bath towels. Scale has pedestal-type dial for easy weight check.

F. M. Demarest

Another pastel plan for decorating a bathroom like the one opposite. Appealing tones of pinks and greens, and ribbon wallpaper of birds and flowers harmonize to make the gayest of bathrooms.

HOME FURNISHINGS GUIDE

NO. 4 IN A SERIES

What to look for when you buy towels

The bath shop of today is as colorful and gay as a garden party. It gives you a lift just to look at the wide range of solid-color towels, the gentle tones of pastels, the smart stripes and polka dots, and the figured and embroidered assortments. Then there are bath mats and rugs, lid covers, shower curtains, and elegant bath accessories to mix or match. It is so easy to be carried away by the rich displays, that we would like to call your attention to a few practical shopping tips to guide you in your purchasing.

To keep your linen closet adequately stocked with towels at all times, think in terms of the in-use, at-the-laundry, and reserve-shelf factors. Base your buying on the size of your family and the number of bathrooms in your home. The minimum supply per person is a set of four each, of bath towels, hand or face towels, and wash cloths. Keep a supply for two people in the guest bathroom. Trousseau shoppers should plan on 12 bath, 12–18 hand or face towels, and 12 wash cloths.

In addition, be sure to have small hand towels for both guests and family. As a rule, half a dozen linen towels or terry miniatures are suitable, but the quantity will depend on how often you entertain. To complete your inventory, add two or three bath mats, two bath rugs with matching lid covers, and shower curtains, with or without matching window curtains.

MONOGRAMS lend distinction and elegance to your bathroom. Either hand- or machine-made initials can provide rich color accents. For the contemporary-minded homemaker, a block monogram will be appealing while the graceful, scroll-type monogram is popular with those who like traditional design.

The monogram on hope-chest linens should bear the young lady's initials in their usual order, E. M. A. for Edith Marie Allen. After the wedding, monogrammed linens should have the first initials of the bride's first name, her family name, and her husband's name. In designs where the center letter achieves the greatest prominence, the center letter should be her husband's last name. The monogram for Edith Allen Smith would be E. S. A. if the center initial appears as the largest.

Shopping Information, page 84

(continued on page 70)

VIRGINIA THABET

Teen-ager Cary gets a big bang out of cooking now that she can say...

"I LOVE TO WASH DISHES"

Potential cooks become good cooks in different ways and at various stages of life. A little girl takes an interest in baking cookies because of the feeling of warm companionship she enjoys in the kitchen with Mother. A young bride, in an eager rush to be the ideal wife, discovers that cooking is fun with an appreciative audience of one. Here is a story of a teen-ager who started cooking because of a dishwasher. When the Kenneth Muldoon family remodeled the kitchen in their Tuckahoe, New York, home, they decided to buy a dishwasher. After it was installed, 16-year-old daughter Cary suddenly took an interest in helping her mother prepare meals, and in a short time even graduated to cooking complete meals. Sticky pots and pans, the usual aftermath of a cooking session, no longer presented a dull clean-up problem. Now Cary just puts them in the dishwasher and goes off to one of her many school activities. With the dishwashing chore removed, Cary finds cooking fun. When her mother's birthday rolled around Cary displayed her cooking talents at a family dinner, where both of her grandmothers were invited to share in the celebration. Cary breezed through the party with all the assurance of an accomplished hostess, as our picture story shows.

(continued)

1 *The day before the party Cary makes Seven-Minute Icing for a three-layer chocolate cake she baked earlier. A hand mixer makes light work of the beating. She uses the burner "simmer" flame; doesn't need a double boiler.*

2 *Cary's brother, Scott, O.K.'s the icing while Cary frosts the cake. Beaters won't need rinsing before going in dishwasher!*

3 *Into the dishwasher go utensils used in making the cake. Pre-rinsing is unnecessary since they will be washed shortly.*

Edward Wallowitch

4 *Just before dinner is served Cary removes plates which have been warming in the dishwasher—a tip she read in the instruction book.*

SOUP FOR LUNCH

GIVES YOU GET-UP-AND-GO!

Pick a favorite soup—add a salad, a sandwich, a dessert—whatever's quick and easy. You have a good, wholesome lunch ready in no time! Takes just 4 minutes to heat up a tempting bowl of soup, and it's thrifty, too—less than 7¢ a serving! Choose one of Campbell's 21 delicious flavors today—and plan a lunch with energy plus!

CAMPBELL'S VEGETABLE BEEF SOUP
Grilled Cheese Sandwich
ckles Swanson Frozen Apple Pie Coffee

CAMPBELL'S CHICKEN VEGETABLE SOUP
Peach-Cottage Cheese Salad Crackers
Angel Cake Hot Tea

CAMPBELL'S TOMATO SOUP
Tuna Salad Potato Chips
Instant Chocolate Pudding

AMPBELL'S CHICKEN NOODLE SOUP
rambled Eggs Buttered Toast with Jelly
Apple Milk

CAMPBELL'S CHICKEN with RICE SOUP
Peanut Butter and Bacon Sandwich
Carrot Sticks Oatmeal Cookies Banana

CAMPBELL'S VEGETABLE SOUP
Grilled Frank with Cheese
Green Salad Doughnuts

CAMPBELL'S MINESTRONE SOUP
Hamburger (with everything)
Chocolate Sundae



CAMPBELL'S TURKEY NOODLE SOUP
Browned Link Sausages Succotash
Applesauce Milk

Mm! Good! Nourishing good!

Once a day... every day—SOUP!

Have you had your soup today?

(continued)

5 *The family greets Cary's birthday dinner for Mrs. Muldoon with beaming approval. Special guests are Cary's grandmothers, and sister Ro-Anne, home from college.*

6 *Cary clears soiled dishes onto a serving cart to save steps to and from the kitchen. A cart is handy in all parts of the house, and is particularly helpful for serving and clearing when there's company. This one has two metal shelves finished to look like walnut.*

7 *Happy birthday to a proud mother! Mother's eyes glow as brightly as the candles on the cake. The rewards of creative homemaking come at moments like this.*

8 *After dinner Cary loads the dishwasher according to the instruction book. Now all she has to do is add the dishwasher detergent, close the door, push the button, and she's free to join the family and receive the laurels due her.*

DISHWASHER TIPS

- *Hot water is essential to automatic dishwashing. Make certain that water coming into your dishwasher is 140°–160°F. You can determine temperature by turning on the hot water at the sink and testing it with a meat or candy thermometer.*
- *Scrape excess food from dishes and pans before loading. A rubber scraper is a great help. In most cases, rinsing is unnecessary if dishes are to be washed shortly. It's wise, however, to rinse off sticky or starchy foods and egg mixtures. Soak pans if food has baked or burned on.*
- *Always use a dishwasher detergent recommended by the dishwasher manufacturer. Experiment with different brands and amounts to find the one best suited to your water conditions.*
- *Avoid sprinkling dishwasher detergent on aluminum ware or placing aluminum directly beneath the detergent cup. Anodized aluminum should not be washed in the dishwasher unless recommended by manufacturer.*
- *Save detergent and hot water by loading soiled dishes into dishwasher as they accumulate and wait until there's a full load before running it. If you've soiled lots of pots and pans while preparing dinner, let them wash automatically during dinner. By the time the meal is finished they'll be clean, dry, and ready to put away.*
- *Decorated china can be washed in the dishwasher if the decoration is under the glaze, or if it is permanently fired into the glaze (a process many manufacturers are using today). If in doubt about china you've had for several years, test-wash a small piece every time you run the dishwasher. After one month compare it with the rest of the set. Hand-painted china should be hand-washed.*
- *Decorated glassware can be dishwasher-washed if decoration is permanently fired. If not, design may fade or disappear after several washings.*
- *Most plastic dinnerware on the market today can go into the dishwasher. Some plastic household items soften and lose their shape in the heat of the dishwasher. Fortunately, there's a trend toward making housewares of plastics designed to withstand dishwasher temperatures. Check with the salesperson when you buy.*
- *All kinds of silverware can be safely washed in the dishwasher except for certain pieces with cemented-on handles. The cement is sometimes not heat-resistant.*
- *Hand-wash wooden articles and items with wooden handles unless the manufacturer gives other directions.*

Shopping Information, page 84

Help yourself–

GRABABANANA!



Good straight from the peel
—or with any meal!

HAPPY BREAKFAST IDEA: Cutabanana in three slices lengthwise, and arrange fan-style on hot or cold cereal. Pour on lots of milk for a wonderful waker-upper that's full of vitamins, minerals and extra pep!

LUNCHTIME QUICKIE: What could taste better on a busy day than a cool, frothy banana shake? Easy, too – just mashabanana with a fork and shake with cold milk. Add your favorite flavoring – and drink up!

lp yourself—addabanana! A medium banana has only 88 calories and so ch satisfaction! Bananas help you to new vitality, too—they supply vitamins, nerals and wholesome fruit sugars!

lorie Low! Vitality High! Bananas belong in your daily diet!

EASY DINNER DESSERT: Sliceabanana into fruit-flavored gelatin – or cutabanana on top for a garnish. However you do it, bananas add extra flavor, color and satisfaction to this easy dessert.

UNITED FRUIT COMPANY
PIER 3, NORTH RIVER, NEW YORK 6, N. Y.

CHIQUITA BANANA
©1947 UNITED FRUIT COMPANY ©

Take a package of ready-to-eat CEREAL

Shopping Information, page 84

Our three tempting recipes are good reason why the kids will have you trotting to the nearest supermarket for another package of cereal. Recipes with ready-to-eat cereal, of course, are endless. Use it as a wonderful pie crust or delicious topping for ice cream.

Here are three brand-new recipes made with cereal to add to your list. Our TWO-WAY BRAN COOKIES are just about the nicest thing that ever happened to a cookie jar fan. Our GLAZE gives a new lift to baked ham, and the COCONUT CRUNCH RING is a dessert to feast on!

F. M. Demarest

TWO-WAY BRAN COOKIES are made from one batch of dough. Chopped nuts, cherries, and dates are added to half the batter, melted chocolate to the other half. Either way, they're delicious!



CRUNCHY GLAZE FOR BAKED HAM is made with either rolled cereal flakes or the new prepackaged cereal crumbs. Mixed with sugar, vinegar, and mustard, it glorifies the fine, rich flavor of ham.

COCONUT CRUNCH RING adds a crowning touch to a festive meal. Stash a ring or two away in the freezer. Fill with ice cream and jewel with a hot or cold fruit sauce just before serving. For easy bridge club entertaining, simply serve the ring with a hot or cold beverage.

CHOCOLATE CHEESE PIE is lavished with a topping of whipped cream and chocolate flakes. It's luscious just to look at. Not a pie or a cake . . . but something deliciously in between. Note to those who like to plan their parties ahead: this fabulous dessert freezes well.

CHOCOLATE TEA BREAD . . . so delectable and easy to make with biscuit mix and chopped walnuts or pecans. Delicious with orange marmalade or the Orange Cream Cheese shown on our recipe.

VELVETY CHOCOLATE MOUSSE is so smooth and rich-tasting your family and guests will suspect you took hours to make it. See how simple it really is in our recipe. Children really love it!

Take a package of CHOCOLATE

JUNE M. TOWNE

Ever since we were knee-high to a soda fountain, the word chocolate has been the yummiest in the English language. And it still is!

Today, many are the new ways with this all-time favorite. Not all are sweet and for dessert only. Ever try putting a square of melted, sweetened chocolate in breakfast pancakes? Or taste the CHOCOLATE TEA BREAD we show here? It's a new treat for afternoon teas.

For you who would soothe your sweet tooth, we offer CHOCOLATE CHEESE PIE or VELVETY CHOCOLATE MOUSSE. Just sample a smidgen and you're inches away from heaven!

FOR THESE RECIPES, SEE PAGES 50, 51 and 52

(pictured in color on page 49)

Take a Package of Chocolate

(pictured in color on page 48)

Take a Package of Cereal

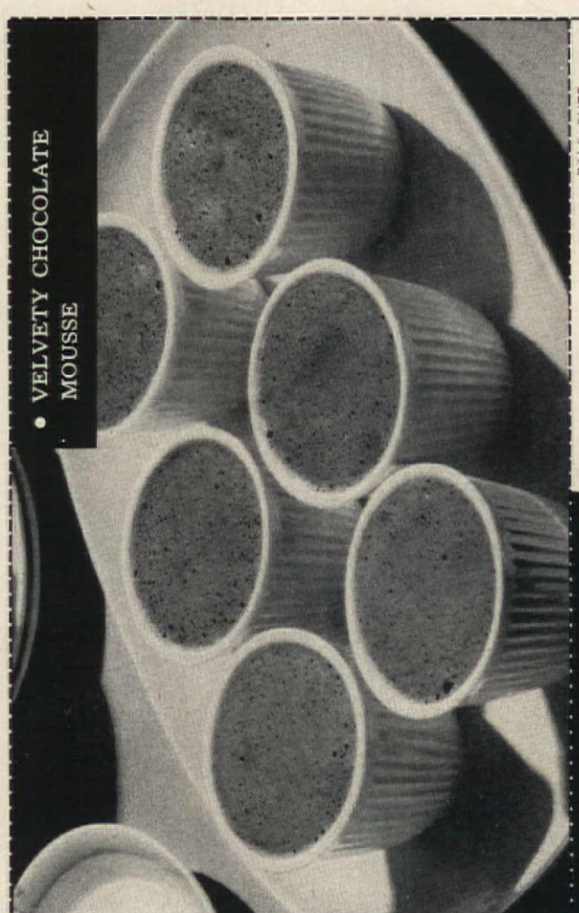

• VELVETY CHOCOLATE MOUSSE

FOLD OVER

Preparation time: 15 min.
Chilling time: 1 hr.

½ c. semisweet chocolate pieces
3 egg yolks, slightly beaten
1 tsp. vanilla
3 egg whites

• Melt chocolate chips over hot water; remove from heat and gradually beat in egg yolks, blending well. Add vanilla. Beat egg whites until stiff but not dry; gently fold in chocolate mixture. Turn into small custard cups; chill about 1 hour.

Serves 4–6 *125 cal. per serving* *Source of Vitamins A, B*

***Tested in* THE AMERICAN HOME KITCHENS**

• TWO-WAY BRAN COOKIES

Preparation time: 15 min.
Baking time: 10–12 minutes

3 c. sifted flour
2 tsp. baking powder
1 tsp. salt
1 c. butter or margarine
2 c. brown sugar, firmly packed
2 eggs
1 c. whole bran
½ c. milk
1 tsp. vanilla
½ c. *each* chopped nuts, candied cherries, and dates
2 sqs. unsweetened chocolate, melted, or sweet cooking chocolate

• Sift together flour, baking powder, and salt. Cream butter, gradually beat in brown sugar, blend well. Add eggs, one at a time, beating well after each addition. Add whole bran, milk, and vanilla. Fold in sifted dry ingredients. Divide dough equally. Fold into half the dough, chopped nuts, cherries, and dates. To remaining dough add melted chocolate. Drop by teaspoonfuls onto greased cookie sheets; decorate with candied cherry halves and pecan or walnut halves. Bake in hot oven (375° F.) 10–12 minutes, or until done.

Makes 6–7 doz. *95 cal. each* *Source of Vitamins A, B, C*

***Tested in* THE AMERICAN HOME KITCHENS**

FOLD OVER



"Do you love Lea & Perrins more than me?"

Girls who cook to please men, use Lea & Perrins Worcestershire. And it's such an easy way to give your cooking the flavor men like. Be sure it's Lea & Perrins. It is the **original** Worcestershire—full-strength, yet mellow and delicious.

FREE: 64 PAGE COOK BOOK
"DISHES MEN LIKE"
Write:
LEA & PERRINS
241 West St., New York City 13.
Dept. H

Will their children have enough water?

Many communities already face a water shortage. As our children grow up, the problem of water supply and distribution grows more acute each year—we *must* plan ahead.

WHAT YOU CAN DO—TODAY!
Our free booklet shows how many towns are tackling the water problem . . . presents ideas you can use to insure safe, pure water where you live for generations to come. Send the coupon now.

CAST IRON PIPE
THE MARK OF THE 100-YEAR PIPE

Cast Iron Pipe Research Association (A)
3440 Prudential Plaza, Chicago 1, Ill.

Please send me a free copy of the booklet "WATER—make sure you'll always have plenty."

Name_____
Address_____
City_____ Zone____ State____

Take a Package of Cereal

(pictured in color on page 48)

• CHOCOLATE TEA BREAD

Preparation time: 10 min.
Baking time: 40–45 min.

1 egg
⅔ c. sugar
¾ c. orange juice
2 c. biscuit mix
2 sqs. unsweetened chocolate, melted
½ c. chopped walnuts or pecans
1 tsp. vanilla

• Beat egg well; gradually beat in sugar. Add orange juice and biscuit mix alternately, blending well after each addition. Fold in chocolate, chopped nuts, and vanilla. Pour into greased 8x4x3-inch loaf pan and bake in moderate oven (350° F.) 40–45 minutes, or until cake tester comes out clean. Cool and cut into thin slices; spread with *orange cream cheese* or orange marmalade.
Orange cream cheese: Blend together 3 pkgs. (3 oz.) cream cheese, 2 tsp. grated orange rind, 1 tsp. sugar, and about 2 tbs. milk to soften.

Makes 16 sandwiches *130 cal. each* *Source of Vitamins A, B*

***Tested in* THE AMERICAN HOME KITCHENS**



• CRUNCHY GLAZE FOR BAKED HAM

Take a Package of Chocolate

(pictured in color on page 49)

• CHOCOLATE CHEESE PIE

• COCONUT CRUNCH RING

Preparation time: 15 min.
Chilling time: 1 hr.

5 c. presweetened puffed wheat cereal
1 c. flaked coconut, toasted
½ c. honey
¼ c. sugar
½ tsp. salt
1 tbs. butter or margarine

• Measure cereal and coconut into well-buttered bowl. Combine honey, sugar, and salt in small saucepan. Bring to a boil, stirring until sugar dissolves, and boil to 246° F., or until a small amount of syrup forms a firm ball in cold water. Remove from heat, add butter. Pour syrup over cereal and coconut, stirring lightly to coat evenly. Press mixture gently into well-buttered, 1¼-quart ring mold. Chill about 1 hour; unmold. Fill center with ice cream and top with desired sauce. To serve, slice crunch ring with a sharp knife.

Serves 8–10 *290 cal. per serving* *Source of Vitamins A,B,C*

***Tested in* THE AMERICAN HOME KITCHENS**

Show Folks New Low Cost, Big Value Christmas and All Occasion

GREETING CARDS

•GIFT WRAPPINGS • RIBBONS
•GIFTS • TOYS • HOUSEHOLD ITEMS
•IMPRINTED CHRISTMAS CARDS
•STATIONERY • COSTUME JEWELRY

No Experience Needed

Housewives, elderly folks, shut-ins, students, organizations can make $50 to $500 or more in spare time this easy, tested way. Just show actual samples of nationally-known, guaranteed merchandise to friends, neighbors, relatives, co-workers. You make quick sales, big profits; get free gift offer, extra bonus…and have fun, too! Try our proven plan. You'll be glad you did!

Make Money The First Day

We have helped individuals and groups from coast to coast make money for more than a quarter of a century. Our Selling Plan gives simple, step-by-step instructions, tells you everything you need to know to start immediately. No investment required. You, too, are bound to succeed—and make new friends. Try it and see!



Mail Coupon Now

We'll send quick-selling samples on approval. Catalog. Free Proven Sales Plan and Free Surprise Gift Offer.

Mrs. M. Groff of New York Says: "Thank you for your wonderful cooperation. It has been a great pleasure to deal with such an honest, fine company."

FUND RAISING PLAN FOR INDIVIDUALS AND GROUPS —also "PARTY PLAN" GUIDE

FREE Surprise Gift With First Order

FREE ALBUM of Name Imprinted CHRISTMAS CARDS 40 for $1.50 up

HEDENKAMP
361 Broadway, Dept. AH-27
New York 13, N. Y.

HEDENKAMP
361 Broadway, Dept. AH-27
New York 13, N. Y.

Deluxe Imprints to $53.50 per 100

Guaranteed by Good Housekeeping

Please send me salable Samples On Approval to be paid for at low wholesale cost in 15 days or returned if not satisfied—also send FREE Catalog. Free Album of Name Imprinted Christmas Cards, Tested Selling Guide and Free Surprise Gift Offer.

Name.....
Address.....
City.....Zone.....State.....
Organization, if any.....

Our 29th Year—You Take No Risk

SPECIAL OFFER!

IMPORTED NURSERY CLOCK

$3.50 value yours for only $1.25

with the coupon on

NEW MENNEN BABY POWDER

NOW...FOR BABY!
NEW EXCLUSIVE FORMULA MENNEN BABY POWDER

Contains special ingredient that repels bacteria-carrying wetness. Stops diaper rash. Stops diaper odor and chafing. 9 ounces, 59¢. No Fed. Tax.

Clock sent direct from Europe.
This offer subject to withdrawal at any time.

(pictured in color on page 49)

Take a Package of Chocolate

• CHOCOLATE CHEESE PIE

Preparation time: 10 min.
Baking time: 50–55 min.

2 sqs. unsweetened chocolate
2 eggs
⅓ c. sugar
2 pkg. (3 oz.) cream cheese
¾ c. heavy cream
3 tbs. flour
Pinch of soda
Dash of salt
1 tsp. vanilla
1 unbaked, 9-inch pie shell

• Melt chocolate over hot water; set aside. Beat eggs in small bowl until thick and light-colored; gradually beat in sugar and continue beating until very thick. Soften cream cheese in larger bowl, add heavy cream, and beat together until smooth and thickened. Blend in melted chocolate, fold in egg mixture, then flour, soda, salt, and vanilla. Blend well; pour into unbaked pie shell. Bake in slow oven (325° F.) 50–55 minutes, or until cake tester comes out clean; cool. Serve at room temperature or chill. Garnish with whipped cream and shaved chocolate.

Serves 6–8 *395 cal. per serving* *Source of Vitamins A, B*

***Tested in* THE AMERICAN HOME KITCHENS**



• COCONUT CRUNCH RING

• CRUNCHY GLAZE FOR BAKED HAM

Preparation time: 15 min.
Baking time: 1–1¼ hrs.

1 can (5 lb.) ham or half a precooked ham (5–6 lbs.)
1 c. cereal crumbs (corn flakes or shredded rice) or use prepackaged cereal crumbs
½ c. sugar
½ c. brown sugar, firmly packed
2 tsp. dry mustard
2 tbs. vinegar
3 tbs. ham drippings
Whole cloves

• Place ham on rack in shallow baking pan; bake in slow oven (325° F.) 30 minutes. Mix together cereal crumbs, sugars, mustard, vinegar, and drippings. Remove ham from oven, peel off any rind, score fat with sharp knife. Press cereal mixture evenly onto top and sides of ham. Insert whole cloves. Return to oven and continue baking 30 minutes longer, or until glaze is browned.

Serves 15 *635 cal. per serving* *Source of Vitamins A, B*

***Tested in* THE AMERICAN HOME KITCHENS**

(pictured in color on page 48)

Take a Package of Cereal

• CHOCOLATE TEA BREAD



Potato-Burgers!

New hamburger idea! Quick, and so tasty, because you make it with Hunt's Tomato Sauce

..tomato at its cookin' best!

POTATO-BURGERS

You fix it in just about 20 minutes. You serve it for less than a dollar — to four hungry people. And — it's *delicious!* These big, hearty hamburgers are stuffed with tender cubes of potato, all spicy with Hunt's Tomato Sauce. Then you *simmer* them in Hunt's. That ripe-tomato goodness makes a wonderful gravy!

1 can (approx. 15-oz.) potatoes, drained and diced; or 1½ cups cooked, diced potatoes
1 teasp. salt
¼ teasp. pepper
1 tablesp. grated onion
1 tablesp. chopped parsley
1 8-oz. can Hunt's Tomato Sauce
1 lb. ground beef

Toss together potatoes, seasonings, onion, and parsley with ¼ cup Hunt's Tomato Sauce. Divide beef into 8 *thin* patties. Top 4 patties with equal portions potato mixture. Place remaining patties over filling; pinch edges together well. Brown 'burgers in hot greased skillet. Turn, and pour remaining Hunt's over them. Cover; simmer 10 minutes. 4 servings.

Creative cooking comes easy with Hunt's Tomato Sauce. There are so many ways you can use it to brighten your everyday favorites. For instance: as a flavorful *simmering sauce* for hamburger patties, chops, cutlets, or the new frozen "choplets." Allow 1 8-oz. can of Hunt's for 4 patties or 2 chops.

Look for new recipes on *every* can of Hunt's Tomato Sauce, too.

Copr. 1959 by Hunt Foods, Inc., Fullerton, Calif.

WRITE FOR FREE RECIPE BOOKLET:

"21 NEW WAYS TO SERVE HAMBURGER," HUNT FOODS, DEPT. S-7, P.O. BOX 5, FULLERTON, CALIF. IN CANADA: HUNT FOODS, THURSO, ONT.

Hunt... for the best

• SMOKED WHITEFISH

Preparation time: 1 hr.
Smoking time: 1½ hrs.

8–10 whitefish (1 lb. each), cleaned
2½ tbs. salt
1 tsp. brown sugar
¼ tsp. pepper
2 c. water

• Cleaned fish may be split or left whole; leave on heads and tails. Combine salt, brown sugar, pepper, and water and pour over the fish in shallow pans; let marinate about 1 hour; drain and dry. Place dampened hickory chunks over glowing coals in smoker. Line cooking rack with foil; place fish on foil; cover. Partially close all dampers in cover so that fire smokes and heat is reduced. Smoke the fish for 1½ hours.

Serves 10–12 *120 cal. per serving* *Source of Vitamin B*

***Tested in* THE AMERICAN HOME KITCHENS**

• STUFFED GRAPE LEAVES

Preparation time: 20 min.
Baking time: 1 hr. 15 min.

⅔ c. raw rice (or 1 c. whole buckwheat groats [Kasha])
2 cans (10½ oz.) condensed onion soup
1 can (4 oz.) mushroom stems and pieces, plus liquid
1 tsp. Worcestershire sauce
3–4 doz. grape leaves

• Combine rice or groats, soup, mushrooms, and Worcestershire sauce. Bake in 1-quart covered casserole in moderate oven (350° F.) 30 minutes; uncover and bake 30 minutes longer, stirring occasionally. Wilt grape leaves in boiling water, or use canned grape leaves, drained. Place spoonful of stuffing on each grape leaf, fold sides over stuffing, and roll loosely. If leaves are small overlap several for each roll. Place rolls in well-greased baking dish, sprinkle with grated Parmesan cheese, and bake in hot oven (425° F.) 10–15 minutes.

Note: If grape leaves, fresh or canned, are unavailable, use wilted chard or cabbage leaves.

Serves 6–8 *180 cal. per serving* *Source of Vitamin B*

Submitted by Frank Dieterich

• GRILLED BARBECUED SPARERIBS

1 pint (2 cups) vinegar
1½ cups sugar
½ cup Worcestershire sauce
2 cups water
1 tbs. paprika
1½ tsp. salt
1½ tsp. black pepper
1 tsp. red pepper
1 can tomato paste
2 tbs. prepared mustard
2 tbs. pickling spices
1 cup bacon drippings
1 stalk celery, finely chopped
1 lb. onions, finely chopped
1 tbs. chopped parsley
1 qt. water
¼ cup flour

Directions for Sauce: Combine vinegar, sugar, Worcestershire and water in large kettle. Mix paprika, salt, black pepper, red pepper, tomato paste and mustard. Add to vinegar mixture. Tie pickling spices in cheesecloth bag. Add to kettle; cook half hour. Add bacon drippings. Cook celery, onions, and parsley in 1 quart water in medium-size saucepan until tender. Drain, reserving liquid. Put vegetables through sieve. Stir reserved liquid into flour until smooth; add sieved vegetables. Stir into vinegar mixture. Bring to rolling boil; cook 10 minutes stirring constantly.

Baste spareribs before and during cooking.

This recipe makes 2½ qts. of sauce, enough for 20 lbs. spareribs. It may be frozen for future use or used for barbecuing whole pigs, chickens and beef.

Submitted by Mrs. Harry F. Ames

• STUFFED LAMB HAWAIIAN

Preparation time: 25 min.
Roasting time: 2–2½ hrs.

2 c. bread crumbs for stuffing, plain or seasoned
4 tbs. butter or margarine
1 can (9 oz.) crushed pineapple, well drained (or 1 c. shredded fresh pineapple)
½ c. brown sugar, firmly packed
½ clove garlic, pressed (optional)
½ c. chopped pine nuts or pecans
2 tbs. chopped parsley
1 tbs. scraped onion
½ tsp. ginger
Leg of lamb, about 8 lbs.
1–2 tbs. lemon juice
Soy sauce

• Sauté bread crumbs in butter or margarine until lightly browned. Add pineapple, brown sugar, garlic, nuts, parsley, onion, and ginger; let stand about 1 hour. Have lamb boned, brush cavity with lemon juice, fill with stuffing, sew edges together securely. Place on spit, brush with soy sauce, and roast in rotisserie about 2–2½ hours.

Note: Stuffed lamb may be roasted on a rack in uncovered shallow pan in moderate oven (325° F.) 30 minutes per pound.

Serves 10–12 *900 cal. per serving* *Source of Vitamins A, B, C*

Submitted by Frank Dieterich

• SEVEN SUNDAE SAUCES

TAFFY PEANUT BUTTER SAUCE: Blend together 1 c. evaporated milk or light cream, ¾ c. plain or chunk-style peanut butter, and ½ c. molasses. Serve warm or cold. (2 cups)

CHOCOLATE HONEY SAUCE: Combine 1 pkg. (6 oz.) semi-sweet chocolate chips and ⅔ c. evaporated milk or light cream in top of double boiler. Heat over hot water until chips are melted. Stir in ½ c. honey. Serve warm. (1⅔ cups)
(Molasses may be substituted for the honey.)

MAPLE WALNUT SAUCE: Pour ¾ c. *cold* evaporated milk or light cream into mixing bowl. Add 1 pkg. (4 oz.) Butterscotch Instant Pudding and dash of salt. Beat with egg beater just to mix, about 1 min. (Do not overbeat). Stir in ⅔ c. maple syrup and ½ c. chopped walnuts. (1¾ cups)

PINEAPPLE SAUCE: Combine 1½ tbs. cornstarch and ½ c. sugar in saucepan; add 1 c. crushed pineapple and ¾ c. water. Bring to a boil, stirring constantly, and boil 2–3 minutes, or until clear and slightly thickened. Chill, add 1 tbs. lemon juice. (1¾ cups)

CHERRY SAUCE: Substitute syrup pack pitted bing cherries and juice for the pineapple and water in the above recipe.

MOCHA MARSHMALLOW SAUCE: Dissolve 2 tbs. instant coffee in 1 tbs. hot water; add to 1 can (1 lb.) chocolate syrup (1½ c.); blend in 1 c. (5 oz. jar) prepared marshmallow topping. (2½ cups)

RASPBERRY JAM SAUCE: Combine 1 c. raspberry jam, ¼ c. red currant jelly, 2 tbs. lemon juice, and a dash of salt; heat together until smooth and blended.

***Tested in* THE AMERICAN HOME KITCHENS**

• BRUNSWICK STEW

3½–4 lb. chicken, cut in pieces
2 med. onions, sliced
2 tbs. butter, margarine, or bacon fat
1 can (1 lb. 13 oz.) tomatoes (or 2 c. diced fresh tomatoes + 1 c. water)
6 whole cloves
1½ tsp. salt
¼ tsp. pepper
1 tsp. Worcestershire sauce
Few grains cayenne
2 c. fresh or canned Lima beans
2 c. corn, cooked or canned, or cut off the cob

Sauté chicken pieces and onion rings in butter in heavy saucepan until browned. Add tomatoes and seasonings and simmer until chicken is nearly tender, about 1 hour. Add Lima beans and corn and simmer ½ hour longer.

Serves 6–8 *440 cal. per serving*

***Tested in* THE AMERICAN HOME KITCHENS**

Recipes

GOOD-BY TO BARBECUE MESS

PREVENT GREASE FROM ACCUMULATING on the bottom of your barbecue unit by lining the fire bowl with heavy-duty aluminum foil each time you use it. Avoid covering any air vents. After the party is over you can lift out and discard the ash- and grease-filled liner.



• POTATO SALADS

• HAM COLE SLAW

Preparation time: 10 min.

1 c. slivered or diced cooked ham
2 c. finely shredded cabbage (½ small head)
¼ c. chopped green pepper
2 tbs. chopped pimiento
1 tsp. sugar
1 tsp. dry mustard
1 tsp. celery seed
½ tsp. salt
¼ tsp. pepper
¼ tsp. paprika
¼ c. salad oil
2 tbs. vinegar

• Place ham, cabbage, green pepper, and pimiento in serving bowl. Combine seasonings, salad oil, and vinegar. Just before serving, pour on dressing and toss lightly.

Serves 4–6 *230 cal. per serving* *Source of Vitamins A, B, C*

***Tested in* THE AMERICAN HOME KITCHENS**

• CAESAR SALAD

• Wash and break mixed salad greens into bite-sized pieces—in quantity about the equivalent of 4 heads of lettuce. You may use romaine lettuce alone, although mixed greens do lend color and crispness. Enfold greens in a towel and store in refrigerator.

Put garlic clove (peeled) into 4 tbs. olive oil. Let stand for several hours, then remove garlic. Cut crusts off 2 slices of bread. Cut each slice into 16 cubes and fry them in a little of the garlic-scented oil until golden brown. Wrap or cover these croutons until salad is ready for tossing. In small bowl, make a paste of 6 anchovy fillets, balance of garlic oil, 1½ tsp. Worcestershire sauce, and 6 tbs. French dressing.

At serving time (at table, if possible) rub bowl lightly with garlic and sprinkle with salt. Add salad greens, croutons, and anchovy mixture. Break into bowl 1 coddled egg*. Pour the juice of 1 lemon over egg. Grind about 1 tsp. black pepper into bowl. Sprinkle in 4 tbs. grated Parmesan cheese. Toss well and serve immediately.

*To coddle egg: first take chill off egg by letting it stand awhile at room temperature. Boil water in both top and bottom of double boiler, then remove from flame. Drop egg (in shell) gently from spoon into upper half of double boiler, being careful not to crack shell. Let stand in water one minute, then use in salad.

Serves 8.

***Tested in* THE AMERICAN HOME KITCHENS**

• DEVILED RAINBOW EGGS



• PEAR WALDORF SALAD

• ICEBOX SALAD

Preparation time: 15 min.
Standing time: ¾ hr.

Lettuce, finely shredded
Carrots, thinly sliced
Celery
Tomatoes
Cabbage
Cucumbers
Onions
1 tbs. mayonnaise
1 tbs. sugar
Bacon

• Place in bowl layers of finely shredded lettuce, thinly sliced carrots, celery, tomatoes, cabbage, cucumbers, onions, and/or whatever salad ingredients your family likes. (A deep bowl, instead of a flat one, gives more layers, and for some mysterious reason that tastes better!) On top, put 1 tbs. of mayonnaise. Sprinkle with sugar and crisp, crumbled bacon. Cover and let stand ¾ hour. Do not toss.

165 cal. per average serving *Source of Vitamins B, C*

***Tested in* THE AMERICAN HOME KITCHENS**



BIG WIRE BRUSH will clean a dirty grid before you can say "barbecue." Handy scraper on underside removes stubborn bits of burned-on food.

A NEW FAT-FREE COOKING AID is now available which you can spray on the grid before putting the food on to cook. It lubricates the grid and helps keep the food from sticking. Makes cleaning an easier, quicker job.

Shopping Information, page 84

• PEAR WALDORF SALAD

Preparation time: 20 min.
Chilling time: 1 hour

8–10 large pears
2 tbs. lemon juice
¼ tsp. salt
1 cup heavy cream, whipped
2 tbs. mayonnaise
2 cups diced celery
Lettuce cups
½ cup chopped pecans
½ cup drained canned bing cherries (optional)

• Peel and core pears; dice and sprinkle with lemon juice and salt. Combine whipped cream and mayonnaise, add to pears and celery. Chill. Just before serving, pile mixture in lettuce cups; sprinkle with nuts. If desired, garnish with bing cherries.

Serves 6 *360 cal. per serving* *Source of Vitamins A, B, C*

Tested in THE AMERICAN HOME KITCHENS

• ICEBOX SALAD





• HAM COLE SLAW

• DEVILED RAINBOW EGGS

Preparation time: 20 min.

6 hard-cooked eggs
1 c. (7¾-ounce can) salmon, drained and flaked, or 1 c. tuna fish, diced chicken, or ½ c. deviled ham
½ tsp. salt
Dash of pepper
½ tsp. dry mustard
Dash of cayenne
1 tbs. lemon juice
About 4 tbs. mayonnaise

• Cut eggs in halves lengthwise and remove yolks. Tint whites, if desired. Mash yolks or put through fine sieve. Add remaining ingredients and enough mayonnaise to moisten. Pile yolk mixture lightly in egg-white halves. Chill.
To tint egg whites: cover with water which has been colored with food coloring, let stand about 1 hour. Drain.

Yield: 6 servings *185 calories per serving* *Source of Vitamins A, B*

Tested in THE AMERICAN HOME KITCHENS

• POTATO SALADS

MOLDED HAM AND POTATO SALAD • Dissolve 1 envelope gelatin in ¼ c. cold water in a saucepan. Add 1 can (10¼ oz.) undiluted, frozen cream of potato soup, heat until dissolved, then cool. Chill until slightly thickened; fold in 1½ c. diced cooked ham, 1 c. diced celery, ¼ c. chopped ripe olives, 2 tbs. pimiento, and ½ c. salad dressing or mayonnaise. Turn into 1-quart mold; chill until firm. Unmold and garnish, if desired, with tomatoes, hard-cooked eggs, or pickles. **Submitted by Marjorie Husted**

HOT GERMAN POTATO SALAD • Peel and slice 4–6 medium-size, boiled potatoes while still hot. Dice 6 slices bacon and fry until golden; remove bacon and add 2 tbs. chopped onion to pan, then sauté. Add ½ c. water or stock, ½ c. vinegar, 1 tsp. salt, and ¼ tsp. pepper, and bring just to a boil. Add the sliced potatoes, toss lightly, add bacon. Serve immediately as a salad or vegetable. ***Tested in*** THE AMERICAN HOME KITCHENS

HARVEST SPECIAL SALAD • Combine 3 c. cubed, boiled potatoes, 1 tbs. finely chopped onion, ½ tsp. salt, dash of pepper, and ¼ c. French dressing in bowl, mix lightly, and chill about 1 hour. Add 2 diced, hard-cooked eggs, 6 radishes, sliced, ½ c. chopped celery, ½ c. diced cucumber, and ¾ c. salad dressing or mayonnaise. Arrange on platter on bed of salad greens; top with julienne strips of cooked meat (ham, beef, veal or chicken). Garnish, if desired, with tomato, egg, or cucumber slices. **Submitted by Marjorie Husted**

• CAESAR SALAD



Recipes

COOK-OUT USA

YOU'LL FIND IT EASIER TO DICE or chop sticky fruits or candies (such as dates and marshmallows) if you dip the knife or scissors into hot water.

Introduced by McCall's

The Miracle Diet you shake up and drink

Safe, fast, nutritious . . . all you need are eggs, orange juice, skim milk and Wesson Oil!

The good news in the Miracle Diet is the good foods it gives you—wholesome foods you shake together in minutes in a tasty, frothy "eggnog." The result—a diet so nutritionally sound you can live on it for weeks, according to McCall's, whose editors consulted one of America's most eminent nutritionists.

DIET DIRECTIONS USING WESSON OIL

This is a diet you shake up and drink in a six-ounce glass, seven times a day. Once at each mealtime, once in mid-morning, early afternoon, late afternoon and before you go to bed.

Our recipe below will make a one-day supply:

3 tablespoons Wesson Oil
½ cup orange juice
5 cups skim milk, or reconstituted dry skim milk
3 eggs

Beat eggs well; beat in other ingredients. Refrigerate in covered jar. Before serving, shake vigorously.

With the Miracle Diet you *drink* daily protein equivalent to the protein in four large hamburgers or two large porterhouse steaks.

Why Vegetable Oil is Making Nutrition News

More and more you see *vegetable oil* recommended not only in reducing diets, but as a *preferred*, basic fat for good family nutrition. There is good reason why. Many authorities today agree that as much as one-half of our daily fat intake should come from certain vegetable oils.

The reason, in one word, is that vegetable oils, such as Wesson Oil, are highly "unsaturated."

Less desirable are the "saturated" fats—those made from animal products—and hydrogenated (solid) shortenings, whether made from animal or vegetable materials.

The preference for vegetable oils is based on research which shows that the "unsaturated" fats, high in linoleates, reduce cholesterol* in the blood. Under the same controlled conditions, "saturated" fats (low in linoleates) do not reduce cholesterol in the blood, and may increase it.

Wesson Oil is the most highly refined vegetable oil you can buy. It is unsaturated, high in linoleates, contains no cholesterol, and is not hydrogenated (as are solid shortenings).

**High cholesterol levels are often associated with atherosclerosis.*

Questions and Answers — If You're Thinking of Dieting

Should you get your doctor's OK to reduce? Absolutely, yes. The best answer to weight control over a long period of time is proper eating habits. Before you go on the Miracle Diet, or any other, be sure to check with your own doctor.

How much weight can you expect to lose? This depends, of course, on the individual. McCall's "guinea pigs" who followed the Miracle Diet averaged a weight loss of 14½ pounds in 28 days—and came through the test feeling "fit as a fiddle."

How long should you continue the Miracle Diet? McCall's recommends the diet for one month, to be followed by a maintenance diet for one or two months, after which you may return to the Miracle Diet for another period up to 28 days. See article for details.

FOR FREE REPRINT of the McCall's article, with maintenance diet menus as published in the April issue, and booklet presenting latest "Facts and Theories About Fats and Oils in the Diet," write Wesson Oil, Box 91, New Orleans, La.

Wesson® Oil

SWELTER NO MORE...

DIAL C-O-O-L!





Heating-Cooling Thermostat
Controls both heating and cooling. Changes from one to the other—automatically.



Electric Clock Thermostat
Automatically turns heating or cooling up or down at the desired time daily for extra comfort and economy.

Finding it easy to linger in cool stores and restaurants these days? Why not come home to the same refreshing comfort? Dial your air-conditioning dealer and ask him to recommend a central system to fit your family's needs. If he's like most dealers, he'll recommend the Honeywell Year-Round Thermostat. It squeezes maximum cooling comfort from your air-conditioning system at lowest cost. And come winter, it controls the warmth of your home with equal efficiency. Decorator ring is easily painted to match your walls.

Honeywell

H HONEYWELL *First in Control*

THE AMERICAN HOME
TAKES YOU ON A

Pioneer's Tour of New England Homes

SAMUEL CHAMBERLAIN

As Americans, we have abundant reason to be proud of our early heritage. The hardy, determined, ingenious settlers who landed on these virgin shores in the early 17th century set an inspiring example for the generations that followed.

Today, our mass-produced Cape Cods, our handsome salt boxes, our home furnishings—even the simplest everyday utensils—reflect the skills and craftsmanship of our forefathers. So timeless were these artisans in their house designs it may be rewarding to visit here a few of New England's historical homes to see how richly endowed our American heritage is.

(continued)

STREET IN YARMOUTHPORT, on Cape Cod. This is the distilled essence of Cape Cod, whose simple cottage has been so widely adapted to meet today's housing needs. These homes are all old-timers.

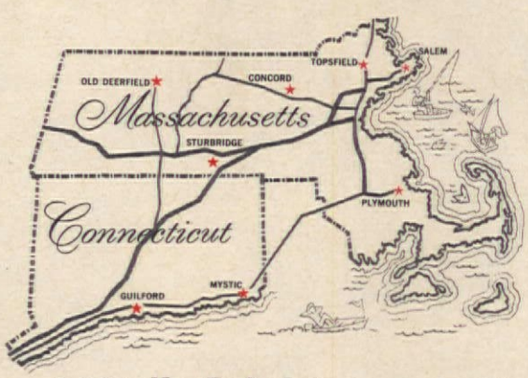

A visit to New England gives you an inspiring glimpse into the lives and homes of our forefathers. We spotlight here the famous places shown on these pages.

(continued)

Homes to visit on your New England vacation

The men and women who first came to these shores were truly daring pioneers. Endowed with brawn, industry, and enthusiasm, they arrived in the wilderness, and their first compelling urge was to build, and build quickly. The earliest arrivals in New England were able to contrive a crude one-room house, roofed with thatch and clinging close to a large, rustic fireplace, sole source of heat and pioneer cookery.

Their versatility permitted them to furnish houses with their own handiwork—sturdy beds, tables, stools, and chairs, and to fashion utensils from abundant native woods. The early cook and housewife presided at a large fieldstone or brick hearth, suspending iron pots from trammel rods, baking her bread in a crude, slow oven, and frying on a trivet placed over live coals.

If your family is planning a New England vacation this summer, you will find authentic examples of these earliest houses in Plimoth Plantation, at Plymouth, and in the Pioneer's Village in Salem, Massachusetts.

It would be logical to assume that the log cabin would supplant the earliest shelter, but it didn't work out that way. Fast on the heels of the pioneers came shiploads of English craftsmen and builders who set to work to erect traditional Elizabethan manor houses, precisely as they had built them at home. These were handsome dwellings with steep shingle roofs, ornamental overhangs, and leaded casements. One huge central chimney contained four or more fireplaces that heated the two-story house.

The second-story overhang, by the way, was not conceived as a vantage point from which to pour hot liquids on hostile Indians, as you sometimes hear. It was meant to afford a slight protection from the rain, as it did in England. This type of house proved impractical over here, and was abandoned, but not before dozens of fine specimens were erected in New England, many of which still survive. Of the dozen or more "Elizabethan" houses that are now restored and open to the public, we illustrate a very pure example, the Parson Capen

NOBLE example of the "salt-box" house is found in the rural town of North Andover, Massachusetts. Its fine pilastered chimney is whitewashed. For many years this was thought to be the home of Anne Bradstreet, the first American woman poet, but historians now dispute the claim. The local historical society keeps the house open to visitors during the summer months.

HENRY WHITFIELD House in Guilford, Connecticut, is the oldest stone house in New England. Built in 1639, it has survived three centuries and more, thanks to a fine restoration which took place in recent years.

DOMINATING the Green at Old Sturbridge Village is the Salem Towne House, built in 1796. Its hip roof is marked by a so-called monitor top roof, with a string of small windows to light the attic.



SAMUEL BUCKINGHAM House, built in 1768, stands next to the Fishtown Chapel in Mystic Seaport. Painted a dark red, it is a pitched-roof house with an ell dating back to the 1690's.



Samuel Chamberlain

PERHAPS the most perfect Elizabethan dwelling is the Parson Capen House, built in 1683 in Topsfield, Massachusetts. It is a frame overhang type with hewn "drops" and leaded windows.



DWIGHT BARNARD House, now in Deerfield, Massachusetts, was originally built in Springfield around 1725 and was moved to its present site a few years ago.

House built in 1683 for the village minister of Topsfield, Massachusetts. The local historical society keeps this fascinating old house available to visitors who can admire the original oak newel post and the kitchen fireplace where the parson's wife prepared her meals.

Not all of the early houses were fashioned of wood. Excellent English stonemasons turned up in Rhode Island and Connecticut, and you may see the earliest stone house in New England by paying a visit to the Whitfield House in Guilford, Connecticut. An extraordinary house it is, built in 1639 for the Reverend Henry Whitfield, founder of the community. It rises up steep-roofed and serene, framed by two immense stone chimneys. Beautifully restored and furnished, the Whitfield House is but one of many which attract visitors to Guilford.

THE SALT BOX EMERGES

As the early colonial family grew, wings and ells were added to the house to provide additional shelter. A lean-to often was attached to the back, carrying the rear roof closer to the ground and providing added parking space for progeny. In this way, the "salt-box" type

(continued)

DOORWAY of the Mission House (1739) in Stockbridge, Massachusetts, is one of the finest in the tradition of the Connecticut Valley. House was built for John Sergeant.

FLAT-ROOFED doorway with a rich cornice is found in the Oliver Wight House in Old Sturbridge, Massachusetts. Original house dates from 1783.

DOORWAY in the drawing room of the Pierce-Nichols House (1782) is an early work of Samuel McIntire. Note the lovely, sophisticated carving and reeding.

PANELED living room of the Richard Derby House in Salem, Massachusetts, is rich in colonial atmosphere. This fine brick house was built between 1760 and 1762 by Captain Derby, and still sits at the head of the once-famous Derby Wharf.

(continued)

was created. At first an afterthought, so to speak, it later became a built-in feature of new houses.

The interior, dominated by a huge fireplace spanned by a single oak lintel, was by this time attractive and rather comfortable. The ceiling beams were skillfully fastened together, tongued and pinned, and often adorned with chamfered decoration. The walls were covered with wide, vertical pine boards, molded at the edges, which aged to a beautiful toast brown. A loom and a spinning wheel were now vital parts of the colonial household, as was a dresser adorned with pewter and pottery.

THE ELEGANT GEORGIAN ERA

The colonial home took on more amplitude and distinction as prosperity increased. Graceful living became the rule among Americans. Four rooms on each floor were usual in this epoch. A central stair hall ran through the middle of the house, and two chimneys shared the heating problem. Fine carpentry became the hallmark of building in the mid-1700's, with particular care being given to good paneling and doorways, fine mantel details, and stair building.

In those days of Georgian good taste, walls were plastered, ceiling beams concealed, and woodwork painted in subtle, muted tones. New England has dozens of such

The woodwork is painted a rich olive green. At the right is a bannister-back armchair and a fine desk-on-frame, dating from about 1700. The Department of the Interior maintains the house and keeps it open to the public.

houses to show to interested visitors, though we picture only one — the Richard Derby House in Salem, built for a celebrated merchant and sea captain in 1760–2. It is beautifully furnished and cared for, waiting to receive you.

After the Revolution, a European sophistication asserted itself in our houses. The American housewife no longer toiled in the kitchen, for she now had servants, and willing ones. American carpenters and builders studied English books, with the result that the delicate influence of architects such as the Brothers Adam made itself felt in the new Republic. Cameolike mantelpiece detail appeared, together with exquisite doorways and paneling. The three-story mansion became the most imposing house on the street, a proud sign of early 19th-century prosperity. The ultimate refinement in design and woodcarving appeared in the mansions designed by Charles Bulfinch of Boston, and the great carver-architect, Samuel McIntire of Salem.

This was the peak of American good taste and unfortunately it was of brief duration. Decadence set in with an interesting interlude of Neo-Classic style, then it took a nosedive, plunging the country into an orgy of monstrosities which was at its worst in the late 19th century. During this period historic houses were looked upon with in-

(continued)

Hepplewhite chair.
Courtesy of Sturbridge Village, Sturbridge, Mass.

Hitchcock chair.

DINING ROOM of the Richard Derby House in Salem, Massachusetts, has early gate-leg table and corner cupboard filled with Oriental and European ware.



OAK NEWEL POST in the Parson Capen House, Topsfield, Massachusetts, left. Ornamental fence post with Ionic pilasters, right, outside Ropes Mansion in Salem, Massachusetts.



MANTEL in Crowninshield Room of the Pingree House, Salem, Massachusetts. Wheat sheaf was device of Samuel McIntire.

your best buy

If the world's largest manufacturer of paints can't supply you with a more durable house paint, to whom would you expect to turn?

FREE BOOKLET!

"How to Save Money When Painting Your House." Available at Dealers, or write The Sherwin-Williams Co., Dept. O, Cleveland 1, Ohio.

(continued)

difference, if not scorn, and many fine examples were the victims of the wreckers. Public appreciation began to swing back in the early 1900's, however, and old houses were rescued from oblivion, restored, furnished, and opened to the public as house museums.

New England offers summer visitors not only old houses but whole communities that are dedicated to the early American way of life. Each of these provides a day's adventure and a revealing glimpse into the past.

THE PAST RELIVED IN OLD STURBRIDGE VILLAGE

One of the most exciting of these communities is Old Sturbridge Village, a fascinating group of old buildings brought together and set on a verdant hillside near Worcester, in central Massachusetts. The village green is dominated by a noble white church, near which is a Quaker meeting house. The old brick schoolhouse, the country store, shoemaker's shop, printing office, and village inn alternate with venerable furnished houses, each with its smiling custodian. Artisans are at work here too—the candlemaker, weaver, cabinetmaker, potter, blacksmith. Down by the stream is the old grist mill, its undershot water wheel turning the machinery to grind grain between 18th-century buhrstones. At the far end of the green is a two-storied mansion, the Salem Towne House, furnished in exquisite taste. Nearby, on a rustic bench, is a bearded ballad singer with his guitar. Children are enthralled by him. Close at hand is the Tavern, where the hungry visitor can obtain good Yankee dishes at reasonable prices. Or, if he wishes, he can picnic under the trees, at tables provided by the village

PORT OF CLIPPER SHIPS AND WHALING VESSELS

Mystic Seaport, near the southeastern corner of Connecticut, is a seafaring community of equal charm. Built on the banks of the Mystic River where shipyards once abounded, this highly photogenic village comprises all the elements of a small New England port in the heyday of clipper ships and whalers. Stroll along its cobbled waterfront street and you will see the Spouter Tavern, the old stone counting house, the apothecary's shop, the instrument maker's shop, and farther on, the great sprawling buildings where rope was made and sails were fashioned. There is a general store, too, just as it was in the 1840's, adjoining the red schoolhouse and the prim little Fishtown Chapel. The town mansion is the Samuel Buckingham House, furnished as a returning skipper might have arranged it.

Three wonderful ships are tied up at the river's edge. One is the *Charles W. Morgan*, last survivor of the great whaling vessels which brought fortunes to New England sea captains. Others are the *Australia*, probably the oldest registered schooner afloat, and the *Joseph Conrad*, a former Danish training vessel. For serious students there are wonderful museums, and for hungry sightseers

YOUR CHECK-LIST FOR HISTORICAL PLACES IN NEW ENGLAND

PLACE	OPEN	ADMISSION
PLIMOTH PLANTATION, Plymouth, Mass.	Daily, from April 17–Thanksgiving	10¢–90¢, depending on the house.
PIONEER VILLAGE, Salem, Mass.	Daily, June 1–Oct. 12, 10 A.M.–7 P.M.	Adults 30¢ Children 15¢
PARSON CAPEN HOUSE, Topsfield, Mass.	Daily, May 15–Oct. 15, 10 A.M.–4:30 P.M. Sun. 12–5 P.M. Closed every Mon.	25¢
WHITFIELD HOUSE, Guilford, Conn.	Dec. 1–March 31, 10 A.M.–noon, 1–4 P.M., April 1–Oct., open until 5. Closed every Mon.	Free
DERBY HOUSE, Salem, Mass.	Daily, 10 A.M.–5 P.M.	25¢ Children under 12, free when with adults.
OLD STURBRIDGE VILLAGE, Sturbridge, Mass.	Daily, April 1–Dec. 1, 9:30–5:30 P.M.	Varying for adults, children, groups.
MYSTIC SEAPORT, Mystic, Conn.	Daily, except Thanksgiving and Christmas; 9–5 P.M. until mid-June, when open to 6 P.M.	Adults $1.50 Children 50¢
FRARY HOUSE, Old Deerfield, Mass.	May 1–Dec. 1, Tues.–Sat., 9 A.M.–noon, 1:30–5 P.M., Sun., 2–5 P.M.	Adults 50¢ Children 15¢
SHELBURNE MUSEUM, INC., Shelburne, Vermont	Daily, May 25–Oct. 20, 9–5 P.M. except July–Aug. to 6 P.M.	Adults $2.50 Children 50¢ Special group rate
THE OLD MANSE, Concord, Mass.	Daily, April 19–Nov. 11, 10–5 P.M., Sun., 1–5 P.M.	Adults 50¢ Children 20¢ Special group rate
EMERSON HOUSE, Concord, Mass.	Apr. 19–Nov. 17, Tues.–Sun., 10–11:30 A.M., 1:30–5:30 P.M.	Adults 35¢ Children 15¢ Group rate
ANTIQUARIAN HOUSE, Concord, Mass.	Daily, April 19–Nov. 11, 10–5 P.M. weekdays, 2–5 P.M. Sun.	Adults 50¢ Children 20¢ Special rates for groups of 30.
ORCHARD HOUSE, Concord, Mass.	April 19–Nov. 11. Closed Mon. in May and after Labor Day.	Adults 50¢ Children 20¢
WITCH HOUSE, Salem, Mass.	Daily, June 15–Oct. 12	Adults 30¢ Children 15¢
PINGREE HOUSE, Salem, Mass.	Open only for tours: Tues.–Sat. at 10, 11, 12, and 3 o'clock, Sun. (June–Sept. only) at 2, 3, and 4 o'clock.	50¢

there is The Galley, which provides clam chowder, chicken pie, blueberry muffins, and other local delicacies. Everyone loves Mystic Seaport, especially the children and the camera fans.

SURVIVORS OF THE DEERFIELD MASSACRES

A village of a totally different character is Old Deerfield, the original historic settlement along the Connecticut valley, in western Massachusetts. This almost-perfect rural village, far from the main highway, fills a wide, elm-shaded street for an even mile. It boasts a fine brick church, a picturesque post office, a white-columned inn, and a single store. Heart of the community is Deerfield Academy, one of the outstanding private schools for boys in the East. Sedately spaced along both sides of the street are historic houses, most of them survivals of the Deerfield massacres that you read about in your school days. One is the Frary House, a time-browned veteran dating from the 1680's. The remarkable thing about this house and some ten others along the street is that they are furnished "museum" houses, open to the public during the seasonable months. They have been superbly furnished with appropriate antiques, providing priceless examples of the best American taste as it flourished in colonial days. Custodians live in the rear wings of most of these houses and know the answers to your questions about furniture and fittings. Old Deerfield provides a deep insight into the very best of the American tradition.

In northern Vermont, a few miles south of Burlington, is another assembled community portraying life in an American village before the machine age. This is the Shelburne Museum, a group of notable buildings—early homesteads, barns and farm buildings, a stagecoach inn, a small church, a brick schoolhouse, an early lighthouse and, most surprising of all, a transplanted ferryboat, the *Ticonderoga*, which plied the waters of Lake Champlain for many years. You cross a covered bridge more than a century old to enter this remarkable group of old structures, each a museum in itself. Some contain collections of old pewter, or hooked rugs and crewelwork, or hatboxes and old dolls. And there is a wonderful general store in the best cracker-barrel tradition.

Literary New England, as it flourished in the 19th Century, is best displayed in Concord, Massachusetts. It is famous also, along with Lexington, as the birthplace of the American Revolution, as every schoolboy knows. Visitors who see the North Bridge, where the British fired the "shot heard round the world," may also see nearby, the Old Manse where Nathaniel Hawthorne took his bride in 1842. The fine white house where Ralph Waldo Emerson lived stands opposite the Antiquarian House where his study is preserved intact, along with some superb period rooms. Orchard House, home of Bronson Alcott, welcomes visitors. It was here that Louisa May Alcott wrote *Little Women*. Nearby is Walden Pond, made famous by the meditative Thoreau.

SALEM HOUSES SPAN THREE CENTURIES

The five New England communities listed above are concentrated highlights for those who are interested in early Americana and the evolution of the American home. The larger historic cities of the area have quite as much to reveal, but a bit of foraging is required. Boston, Providence, Newport, Portsmouth, and Salem are filled with noble old houses whose latch-string is out to interested visitors. Perhaps I am prejudiced, but if I had to make a choice among them I would choose Salem. This is because its houses vary from those of the earliest pioneers and the 17th-century "Witch House" to the imposing, beautifully detailed Pingree House (1804), masterpiece of the great Samuel McIntire. The cross section of the American way of life through almost three centuries is revealed in this famous city, its museums and open houses. From the thatched cottage of the early pioneer to the proud mansion of the clipper-ship captain, the story of our architectural traditions is told here with beauty and eloquence. A deep sense of pride in our inheritance is the result. The American home is indeed based on a sound and permanent foundation!

THE END

Strictly for floating..... if you're partial to clouds for sitting or lounging, this is for you. It's the entirely new, exclusive Pennsylvania House construction that makes this the *most* comfortable living room furniture of all. And so beautiful, you'll float with pride!

Write for free illustrated folders.
Pennsylvania House Furniture, Lewisburg 21, Pa.

Lamp by Marcrest

PENNSYLVANIA HOUSE
FINE TRADITIONAL FURNITURE

FINE COLONIAL FURNITURE
In Solid Cherry and Solid Maple for Living, Dining and Bedroom

Feet Sore...Hot or Perspire?

You'll marvel how quickly Dr. Scholl's soothing, medicated Foot Powder relieves sore, tired, burning, perspiring, odorous, sensitive feet ... how it eases new or tight shoes ... helps prevent Athlete's Foot. 15¢, 40¢. Economy Size, 75¢.

Dr. Scholl's FOOT POWDER

Don't Neglect Slipping FALSE TEETH

Do false teeth drop, slip or wobble when you talk, eat, laugh or sneeze? Don't be annoyed and embarrassed by such handicaps. FASTEETH, an **alkaline** (non-acid) powder to sprinkle on your plates, keeps false teeth more firmly set. Gives confident feeling of security and added comfort. No gummy, gooey, pasty taste or feeling. Get FASTEETH today at drug counters everywhere.

New PULVEX AEROSOL FLEA AND TICK KILLER

30 SECOND TREATMENT

PROTECTS 7 ways! KILLS fleas, ticks, lice, sticktites, sarcoptic mange. REPELS flies, gnats, mosquitoes, sand flies. DEODORIZES, too. Get PULVEX Aerosol Flea and Tick Killer at pet, drug and department stores.

MONEY MONEY MONEY

Extra cash income — just show

AMERICA'S BIGGEST VALUE, SELF-SELLING CHRISTMAS CARDS

... *Exquisite, all-new* EVANS COLLECTION, *our finest assortment in 33 years.* Here is the absolute No. 1 money-making opportunity for you in the whole greeting card field ... offered by long-famous New England Art Publishers. With these brand-new outstanding cards you have no limit to the extra-cash income you can make in your spare time. The most-appealing Christmas cards ever ... yet all modestly priced. Wide variety includes Religious, Comic, Children's ... something for everyone. Just show them and watch your orders pile up.

SEND FOR THE EVANS SELF-SELLING KIT WITHOUT DELAY

The moment you receive the kit of Evans Christmas cards, you're in business. SEND NO MONEY. The kit comes to you on approval. But act TODAY. This opportunity is far too important to be delayed.

FREE—32 BEAUTIFUL SAMPLES Personalized Christmas Cards—Plus complete, all new Imprinted Stationery Display just for responding to this advertisement.

FREE MONEY-MAKING GUIDE gives you invaluable tips to sure-fire success. Write today:

FREE CATALOGS—Beautiful catalog showing full line of Evans Cards, wraps, ribbons, stationery, PLUS: Brand new gift catalog, shows 200 items.

NEW ENGLAND ART PUBLISHERS, N. Abington 72, Mass.

Coast-to-coast, women are following the lead of successful home-canners. They insist on Kerr Jars, Caps and Lids because Kerr keeps everything fresh and flavorful as the day it was canned. Kerr Lids are first choice because they seal tight.

Only Kerr has these exclusive features!

GRAY SEALING CUSHION grips top *and sides* of jar rim with 22% greater sealing surface. Locks in flavor—*seals for sure!*

GOLDEN ENAMEL stays clean and bright—rustproof; protects against food and pickling acids.

Kerr* *for canning – for freezing!*

*TRADEMARK REG. U.S. PAT. OFF.

Speedy squeeze bottle. No muss, no fuss. Dries fast, clear and strong! Building or fixing, best all-purpose glue you can buy.

Send stamped, self-addressed envelope for free copy of "Elmer's Guide to Good Gluing". Write Elmer, The Borden Company, Dept. 7D, 350 Madison Avenue, New York 17, N. Y.

BORDEN'S PRODUCTS FOR THE HOME HANDYMAN

Quickest Way To Make $75.00 IN SPARE TIME!

New, Fast-Selling $1.25 Christmas Card Assortment Given **FREE**

To Prove You, Too, Can Make Extra Money Easily.

You Don't Need Any Experience!

Let us send you, FREE, our Exclusive CROWN IMPERIAL Christmas Card Assortment—a great value at $1.25 for 21 brand new, quality cards. Just show it to friends and let them order from you. Your profit is 75c of the $1.25, in any quantity. On 100 boxes you make $75.00 cash! Elegant Album of 47 original Christmas Cards with sender's name imprinted is also FREE. Many more EXCLUSIVES in over 400 fast-selling Greeting Card, Stationery and Gift Items at $1 up. Handy, new-idea Carry Kit makes sales for you automatically.

Send for FREE Box and Samples

Enjoy cash profits to 150%, plus Extra Cash Bonus to 10%! Money-back Guarantee can add up to 20c extra profit per item. Get full details. Send coupon for Crown Imperial, Personal Album and Carry Kit FREE. Gift offer of Desk Set free and leading $1 Assortment on approval included. Act today!

CARDINAL CRAFTSMEN
1400 State Avenue, Dept. 11-G,
Cincinnati 14, Ohio

MAIL NOW!

CARDINAL CRAFTSMEN
1400 State Ave.
Dept. 11-G,
Cincinnati 14, Ohio

Please send $1.25 Crown Imperial FREE with money-making Sample Kit on approval. Include "Puss 'N' Boot" Free Offer.

Name.....
Address.....
City & State.....

EXTRA!
$1.25 GIFT FOR YOU!
New "Puss 'N' Boot" Desk Set given FREE with first order. Send coupon NOW!

Be Your Own Rainmaker

(continued from page 35)

WATER SHRUBS AND TREES heavily when you plant them, and keep them continuously moist at least during their first year.

Flowering trees and large, deep-rooted shrubs, growing by themselves, usually need watering only a few times a season during periods of protracted drought, but when they need water, they need a lot. Growing near other plants, which are kept adequately watered, they usually don't need individual watering.

Now what about watering equipment? Actually, what plants want is the right amount of water at the right time, and you can supply that with almost any kind of equipment. Nevertheless, you'll do the job more efficiently, with less time and effort, and with much more enjoyment, if you use good-quality, up-to-date equipment.

NO DOUBT THE IDEAL SETUP is the permanent underground sprinkler system, laid out to water the whole garden, with adequate controls, timing devices, fertilizing equipment, and so on. But it's a costly installation and, so far, has become popular only in areas of the West where there's practically no rain from the middle of spring till the middle of fall—and where the alternative to an automatic system is constant conventional watering, week in and week out, for about half the year. In such areas an underground system is a first-rate investment.

For most of us, however, choosing top-quality standard watering devices still seems to be the best solution to the watering problem. And it starts with a good standard-size hose—not one of the undersize bargain models which may deliver considerably less water to your sprinkler than is available at the faucet. Whether you choose plastic or rubber is largely a matter of preference, as long as it's full size and of good quality.

AMONG LAWN SPRINKLERS, the new traveling or walking models are especially efficient. By pulling themselves on a metal tape or following a laid-out hose, they water large areas without attention and apply the water more evenly than most stationary spinning models. The oscillating or fan-type sprinklers also apply the water evenly, but since they throw it quite high they're a problem when it's windy or where tree branches overhang the lawn.

In stationary spinning sprinklers, adjustability is an important consideration, and you'll do well to appraise the quality before the price. For large areas, the "impulse" type, which turn very slowly, may save time and

(continued)

Only Hotpoint Refrigerator-Freezers bring you all these...

Swing-Out Shelves...Reserve Coldpower

AND FROST-AWAY AUTOMATIC DEFROSTING

Shelves that put everything in easy reach! Easily adjustable... easily removable, too!

Here at last are shelves that have no "hiding places." They swing foods in back out front at a finger touch. Completely new design does away with hard-to-clean center and side posts. Reinforced rod-type aluminum construction supports *full capacity* loads. No trouble at all to adjust these shelves up or down—and you can remove them completely for easy cleaning.

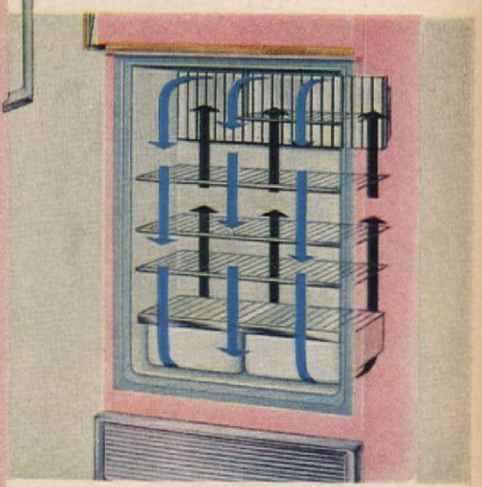

Cold Amplifier keeps foods fresh up to twice as long!

Someone *always* opening your refrigerator door? Here's RESERVE COLDPOWER to protect against food spoilage resulting from constant "open-shut" use. Now your foods keep fresh up to *twice* as long! Proper temperatures are *constantly* circulated *naturally*, without fans or blowers, by the Cold Amplifier's 987 square inches of chill surface. Frost-Away Automatic Defrosting gets rid of frost as it forms.

See the new 1959 models at your Hotpoint Dealer's—now!

Hotpoint

(A Division of General Electric Company), Chicago 44

LOOK FOR THAT HOTPOINT DIFFERENCE

Now...a toilet bowl cleaner that cleans by itself!

Just sprinkle VANISH into bowl and on any stains above the water line. Listen to it fizz as the chemical action loosens stubborn stains. Then brush away the residue and flush. No scouring. No hands in the bowl. VANISH does it for you! Cleans, disinfects, bleaches, deodorizes!

VANISH®

Available in Canada.
The Drackett Co., Cincinnati, Ohio

(continued)

effort, since they can be adjusted to cover a circle of 75 feet or more. To work properly, though, they need somewhat greater water pressure than the spinners.

For irregularly shaped areas, use a soaker hose (perforated plastic hose) or a set of series or gang sprinklers (small sprinklers connected by short lengths of hose). They're much more efficient than hand watering or fussing with the frequent shifting and readjusting of a regular sprinkler.

TO WATER PARTS OF THE GARDEN where a sprinkler can't be used, there are various other special devices. For flower beds, shrub plantings, and the like, where it's desirable not to wet the foliage (as with roses), use a water-breaker or ooze-hose. The water-breaker cuts the pressure down to a gentle stream without reducing the volume, while the ooze-hose (a thick canvas hose) allows the water to ooze out slowly into the ground. For the occasional watering of deep-rooted shrubs and trees, use a sub-irrigator or a root-feeder, which has a chamber for plant-food cartridges.

Shopping Information, page 84

USE A HOSE STAND—there are many types on the market—to save time when watering areas where a sprinkler isn't practical. Adjust the nozzle for a gentle spray and point it upward.

BEDS OF ROSES and other perennials are most efficiently watered with a water-breaker. This one has a long handle.

To water young seedlings or a freshly sown seedbed, use a special fog or mist nozzle, or an adjustable nozzle that can be set for a fine spray—and water lightly but very often.

For watering garden areas that need long soaking but where a sprinkler or soaker isn't convenient, a great time-saver is the adjustable hose stand. With the nozzle at the right setting and pointed in the right direction, you can do another chore—or just loaf—while the garden is being watered.

FOR ALL ORDINARY HAND-WATERING, open an adjustable nozzle all the way, so as to get the most water with the least pressure, and if necessary, use your finger to break the pressure still further. A real "pro," incidentally, usually hand-waters without a nozzle and uses his finger to control the flow of water. THE END

Versatile's the word for this Nomad 4-Door. Body by Fisher, of course.

Handiest helper a family ever had...'59 CHEVY!

All five '59 Chevrolet wagons are as beautifully at ease with a delicate bit of greenery as they are with a rough-and-tumble cargo of kids. You can stow a whole half-ton of gear in Chevy's roomy back end—or use it as sleeping space on overnight excursions. And you can pick your power to fit your needs from thirty engine-and-transmission teams, including a lively 6 with wonderfully saving ways. Ask your Chevrolet dealer to show you the Chevy that's poised and priced to fit your own personal plan for happy living.

Here's the fresh and fashionable Bel Air 4-Door.

CHEVROLET

WANTED FOR ALL ITS WORTH • CHEVROLET DIVISION OF GENERAL MOTORS, DETROIT 2, MICHIGAN



What to look for when you buy towels (continued from page 43)

Follow this guide for monogram sizes. For shower curtains and bath rugs, 8″; on bath mats, 5″; bath towels, 4″; the 3″ size for hand or face towels; and 2″ for wash cloths.

IN THE TERRY OR TURKISH towel group you will find that prices and construction (determined by weight) differ greatly within the same brand. It is wise to buy the best you can afford as quality is always proved in terms of long-range economy and satisfaction.

COLOR-COORDINATED TOWELS such as those with colored or metallic bands, stripes, checks, plaids, prints, ribs, and all-over dobby, jacquard, or texture-woven designs are always styled to a basic solid-color towel. This assures you attractive mix-match possibilities.

SIZE looms importantly today in the towel story, with extra-large, more luxurious, faster-drying bath towels in demand. These are especially popular with the men in the house. Men like the 36x68″ size known as a bath sheet, pool, or beach towel. Women tend to prefer the easier-to-manage, standard 20x40″ size for themselves and the children. The common utility hand or face towel is 18x36″, finger-tip towels are 12x18″, wash cloths, 12″ square, bath mats, 22x36″, and shower curtains, 6x6′.

TERRY TOWEL CONSTRUCTION is based on a plain weave with the addition of an extra set of lengthwise warp yarns interwoven to form loops on both sides of the fabric. The pile absorbs moisture while the ground weave resists the pull and tug of use and laundering.

QUALITY is based on many different factors. You will find towels priced from less than $1 to well over $6 each. The longer, whiter cotton staple fibers appear only in top qualities. Fine, even, combed yarns, given various degrees of twist, will feel soft, medium soft, or rough to the touch. The "athletic" types (all linen or a linen and cotton combination) rely on a tightly twisted, and consequently less absorbent, loop-pile construction which stimulates circulation by creating friction. When shopping, check the hem, border, and design. The best quality has the firm, close ground essential for thickly packed, absorbent pile loops. The balanced thread count contributes to the overall tensile strength. A two-ply ground warp assures greater wear. If the length of pile loop is too short, drying power is cut, if too long there is a chance of snagging and pulling.

SELVAGES reinforced with extra-strength warp yarns (nylon, Dacron, or a nylon and

A kitchen telephone is...

Kitchen extension phones come in many popular colors. To order, call your Bell Telephone Company

Dacron combination) should be firm, even, and closely woven. Chances of edges raveling are greater with hemmed or lockstitched types. Look for hems with raw edges turned under ¼" and sewn with strong thread in short, regular stitches, back-stitched at the corners to prevent ripping.

INSIST ON VAT COLORS whether the towels you want are piece- or yarn-dyed. Pastels are more absorbent than deeper tones, but well-bleached white is most absorbent of all. Wide borders, although attractive, do sacrifice surface area, hence, the introduction of fringed types.

EXCESS SIZING is present if fine, white powder particles appear when you rub the corner of the towel between your hands.

MODERATE SHRINKAGE must be anticipated due to the nature of terry. Frequent washings sustain towels and wash cloths. The color in deep-toned towels tends to bleed, so remember to sort colors when you load your washing machine. Towels dried in the dryer will come out as soft and fluffy as they were the day you bought them. If you dry them on the line, shake well before hanging and again before folding.

GUEST TOWELS of crash, huck, damask, handkerchief linen, and cambric are made in the 15x24" size. For family use, the 18x32" size is quite popular. These towels known as "linen" also include all cotton, a linen and cotton mixture, and pure linen. Crash is a closely balanced, plain woven fabric and its uneven yarn makes it especially attractive. Huck is characterized by loosely twisted yarns which form a diamond pattern. Mixtures may lint after several washings, while pure linen does not. It also absorbs and dries faster. Damask guest towels, most luxurious of all, are especially elegant-looking because of their woven pattern of light and shadow. A "single" damask will outwear an elaborate "double" damask for the same price. There are also lustrous linen and rayon combinations. Fiber length and evenness of yarn contribute to better appearance. Fine handkerchief linen looks pretty but wrinkles easily. Cambric is another fine linen.

WASH COLORED LINEN in warm water and white linen in hot water. Whites may be blued, bleached, or starched. Avoid wringing linen, and, when ironing, press both sides. Store in a closet away from excessive heat. Press monogrammed linens while they are still damp by covering the wrong side with a soft cloth and pressing with a hot iron.

Decorating the bath is made easy by the tremendous choice in color, quality, and style available in bath shops everywhere. As a result, the once sterile-looking bathroom now reflects the charm and individuality of today's hospitable homemaker. THE END

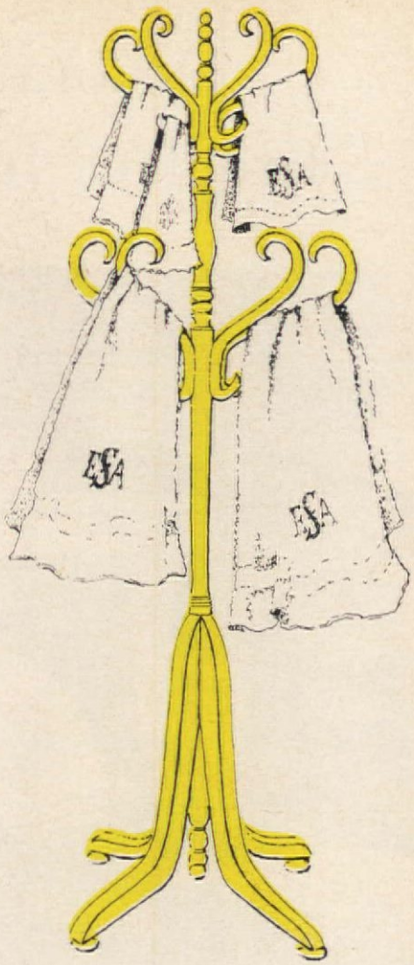

business office. The cost is low, the convenience is great. Bell Telephone System

Decorate your fireplace for summer

Photographed at B. Altman

Floral Array

Hydrangeas and ferns look cool and lovely framed in this provincial fireplace, and they create a colorful focal point for the room. Fresh flowers are at home against any background.

Matching Wallpaper Fan

A fan is easy to make from wallpaper leftovers. We used three widths of paper for the one at left, carefully matching the pattern. Folds are about 2". Length of closed fan is slightly less than half the fireplace width. Lacking matching wallpaper, try metallics or any cool, gay paper which blends with your furnishings.

Shopping Information, page 84

How to recognize and prevent bug damage



Aphids (plant lice)—14x life size

Mexican Bean Beetle—2x life size

Codling Moth—1½x life size

Fall Webworm—1½x life size

Mealybugs—2½x life size

Red Spider Mites—25x life size

What a truly beautiful difference when you protect your flowers and shrubs from bugs. It's really not a hard, time-consuming job any more. Just one all-purpose insecticide—malathion—will guard your garden against practically *every* destructive pest! (The U.S. Department of Agriculture has O.K.'d malathion for over 100 different insects.)

And application is now so easy. Wonderful new sprayers attach right to your hose. All you do is turn the tap and sprinkle. New, refillable plastic squeeze dusters take the muss and fuss out of dusting. Also available: Malathion aerosols.

Note: Over 100 well-known manufacturers package malathion for you under their own brand names. Ask your hardware or garden supply dealer for the brands he carries. Be sure! Look for malathion on the label.

Malathion comes as liquids, dusts and wettable powders under many brand names.



Plastic squeeze bottles and dust guns eliminate muss and fuss. Refillable, too.

New sprayers attach to your hose. Turn the tap, house pressure does the work.

Free color folder on garden insects. Write American Cyanamid Company, Dept. B2, 30 Rockefeller Plaza, New York 20, N. Y.

CYANAMID
MALATHION
INSECTICIDES

HERE IS ONLY ONE FREEZER *plus* REFRIGERATOR

and it's made only by Amana®

DOES MORE THAN ANY REFRIGERATOR EVER COULD DO BEFORE—OR CAN DO NOW!

A whole new standard of convenience, performance and usefulness now opens for every homemaker—with the all-new Amana Freezer-*plus*-Refrigerator. It opens new worlds of living . . . because it is actually two wonderful appliances in one.

Here is a genuine Amana quality freezer with big capacity, *plus* a full family-size refrigerator. The Amana Freezer-*plus*-Refrigerator fits in a space only 32 inches wide, yet can be built-in if desired. No costly remodeling, doors open full 90 degrees even when in corner or flush against wall.

The genuine Amana freezer holds a whole month's supply of frozen foods. It gives you exclusive Amana-Matic freezing that freezes food up to 2½ times faster than ordinary methods—to capture peak flavor and goodness. All foods are stored on or directly below a fast-freezing surface. Constant even "zero" temperature is maintained to keep food fresher, safer, longer.

The full family-size refrigerator—has all the latest conveniences—glide-out shelves, automatic defrosting, butter keeper, vegetable crisper, meat keeper . . . all the newest, most wanted refrigerator features.

Exclusive Stor-Mor doors in both freezer and refrigerator provide the extra storage space and convenience every family wants and needs. Everything within easy sight and reach.

There's a convenient all-new Amana Freezer-*plus*-Refrigerator . . . 2 appliances in 1 . . . in a size just right for every family. See the model you want—at your friendly Amana dealer now.

A SIZE FOR EVERY FAMILY! A MODEL FOR EVERY NEED!

"I want lots of freezer storage space"
MODEL FPR-98 17 cu. ft. capacity. Features a giant, Amana quality freezer that holds 290 pounds of food. Plus a refrigerator with 8.7 cu. ft. capacity.


Model FPR-125

"We need an extra large refrigerator—plus a freezer"
MODEL FPR-125 16.8 cu. ft. capacity. Features a huge 11.6 cu. ft. refrigerator—plus a genuine Amana freezer that holds 182 pounds of food.


Model FPR-95

"I want a model that'll fit my limited space"
MODEL FPR-95 13.9 cu. ft. capacity—less than 5 ft. high, only 32" wide fits the smallest space—has a genuine Amana quality freezer that holds 182 pounds of food—plus an 8.7 cu. ft. refrigerator.

Amana®
BACKED BY A CENTURY-OLD TRADITION OF FINE CRAFTSMANSHIP

THIS CHARMING CAPE COD was planned by the Talmans with future expansion in mind. It has grown right along with the family, adapting itself to changing requirements over the years, yet retaining its original charm and graciousness.

SUSAN JONES MEDLOCK

The whole

DESIGNER: KNOX GRIFFIN

PLAID-COVERED SECTIONAL SEATING kindles friendly conversation. Round table is always ready for snacks and games.

THE NEW SHELTERED OUTDOOR AREA, outside the family room, can be used in times of rain or brilliant sunshine. Iron furniture is lovely against the brick walls in the background.

FAMILY ROOM reflects warmth of generous floor-to-ceiling brick fireplace. With handy kitchen area, hearthside seating, television, and telephone

As families grow, houses must grow to keep up. That's why the R. G. Talmans remodeled their kitchen and porch into a wonderful family room and outdoor living area

family enjoys this addition

Rodney McCay Morgan

nearby, it has become a gathering place for all members of the family. Sitting area is separated from the dining room by shutter doors.

Nine years ago, when the Talmans planned and built their pleasant little two-bedroom brick house in Decatur, Georgia, it was just the right size for the two of them and their young son. But as the years passed, the Talmans discovered, happily, that families don't stand still, and that one addition inevitably calls for another. Thus, their home has grown in size, charm, and livability as they have kept adding to it to keep up with their family.

Of all the changes made, the one that the Talmans have enjoyed most has transformed their conventional kitchen and screened porch into a spacious family room. They removed the wall between the kitchen and the porch, and enlarged the porch itself. The result was one large, bright, and airy room with a sloping paneled ceiling, a stone floor, and sides of waist-high brick walls. The French doors between the dining room and porch were replaced with folding shutter doors so that these rooms could also merge.

The Talmans converted their backyard to make what they call an "open-air living room." They enclosed the area with a four-foot brick wall, and covered it with pink fiber glass.

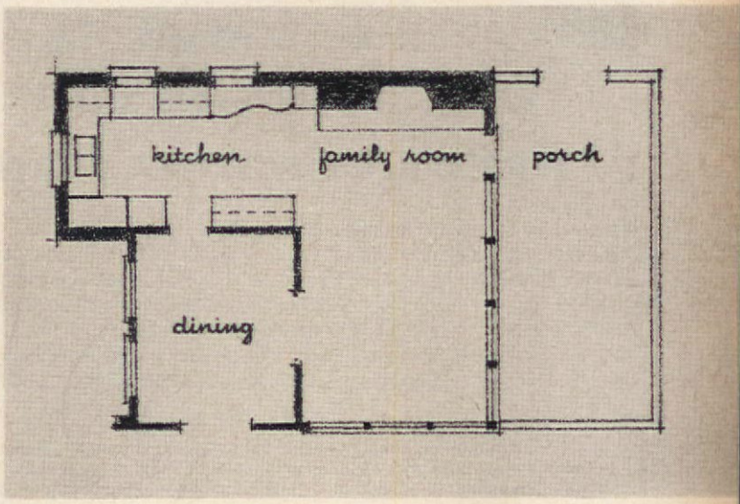

THE TALMANS' PLAN for a growing house. The kitchen, porch, and dining room are easily merged to form a huge, bright family room.

U. S. NAUGAHYDE® AND U. S. KOYLON® FOAM

FINEST IN VINYL UPHOLSTERY — FINEST IN CUSHIONING

PERFECT COMBINATION FOR INDOOR-OUTDOOR LIVING

No need to sacrifice elegance, beauty and luxury for practical carefree comfort—just make sure Naugahyde upholstery is part of your decorative scheme. **Dudley Kelly, A.I.D.,** of San Francisco proves the point to perfection with this lighthearted, colorful and imaginative indoor-outdoor living area. All this wonderfully bright and comfortable furniture is cushioned with the lasting luxury of U.S. Koylon Foam and upholstered with either Elastic* U.S. Naugahyde or the new deep-dimensional Breathable* U.S. Naugaweave. Both these top-quality vinyl upholstery fabrics are designed to take informal family living—and come through it all bright and fresh as new. The whisk of a damp cloth is just about all they need in the way of care. You will find furniture of every style and period upholstered with many patterns and colors of Naugahyde and cushioned with Koylon Foam. Just make sure that the furniture you buy carries these famous labels: Naugahyde, Naugaweave, Koylon. Available at fine stores everywhere.

All upholstered furniture by **Lee Woodard Sons,** Owosso, Michigan. Sectional sofa is white Pace pattern of Breathable Naugaweave; all other furniture, including table umbrella and floor cushions, in bitter green Glazed Antique, purple Midas and turquoise Doe-Vin patterns of Elastic Naugahyde. And an exciting new development from the Naugatuck Chemical Division of U. S. Rubber—Tropicel® translucent panels. For further information write address below.

*PATENT APPLIED FOR

US RUBBER

United States Rubber

ROCKEFELLER CENTER, NEW YORK 20, N. Y. — IN CANADA: DOMINION RUBBER COMPANY, LTD.

LIGHT UP YOUR GARDEN

A concealed row of 40-watt fluorescent lamps, in outdoor fixtures, lights up this beautiful flower border and louvered fence.

You're missing half the fun if you enjoy your garden in daytime only

Without lights, your garden and patio are only part-time assets. Much of our leisure time has to be spent after dark, and it's of an evening that we do most of our entertaining. So you can't help missing out on a lot of the usefulness and enjoyment of your garden if it blacks out when the sun goes down.

Lighting an average-size garden is probably simpler and less costly than you think. Your electrical-supply dealer is sure to carry a selection of outdoor fixtures, as well as cables and other necessary materials, and any of the newer items he doesn't carry in stock he can probably obtain in a few days. Small units range from $5 to $10, medium-size ones up to about $20, and large, more elaborate ones up to $35 or more. So take your pick.

If you have installed switches and outlets yourself, you can easily handle the wiring. Otherwise, an electrician will do the job in jig time at nominal cost.

(continued)

LIGHTING A PATIO which adjoins the house is the easiest installation of all. These bubble-type units, with 75-watt reflector bulbs, are simply suspended from the overhang.

MUSHROOM-SHAPED units are most popular for small-area lighting in the garden. This new "carousel" light, with red- or green-striped fiber glass top, costs about $12.

PERMANENT LANTERN POSTS, strategically placed in the lawn and garden, provide beautiful nighttime landscape effects. This one is of wrought iron, lattice style.

NEW! Pard

the dog food that's

Lickin'-Good

Now there's a new Pard—Pard with Beef Gravy. And if you like to see your dog enjoy his meals, you'll get a real kick out of feeding him new Pard or regular Pard.

All the meat is *beef* in Pard—fresh lean beef fortified with all the other ingredients a dog needs to stay in tip-top condition.

Lickin'-good—that's what Pard and the new Pard with Beef Gravy are. Feed them both to give your dog variety with no change in nutrition.

Swift
104TH YEAR

all the meat is beef

To Serve Your Family Better

Garden Lighting (continued)

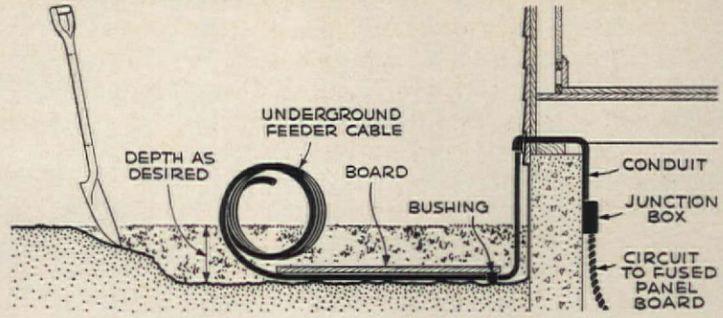

TO LAY UNDERGROUND CABLE, install foundation conduit, as shown, and dig narrow trench to where outlets are needed. Connect cable to conduit; then, after laying it in trench, cover with redwood boards for protection, and replace soil.

For a patio adjoining the house, it's simply a matter of installing a few weatherproof outlets on the outside. Patio lights, with sufficient cord, can be plugged in directly, and garden lights are connected by lengths of No. 14 or No. 12 cable that can be hidden behind plants and shrubs.

To supply electricity to an area that's away from the house, it's easy enough to install underground wiring with the new "burial" cable. And it's easier still to put up weatherproof, overhead wiring if buildings, trees, or poles happen to be conveniently located. In either case, a conduit is installed on the outside of the house and is connected with suitable cable to a weatherproof outlet box at the patio. A switch or fuse plug inside the house allows you to turn off the outside current when not in use.

Garden lights for every purpose



POST-TOP AND PENDANT-MOUNTING LIGHTS come in many shapes and sizes. This one, 26″ across, of aluminum and fiber glass, is equipped for either a regular incandescent bulb, circular fluorescent unit, or a mercury-vapor lamp.



DECORATIVE LIGHTS for patios and terraces include many styles for different purposes. This planter unit stands 54″.

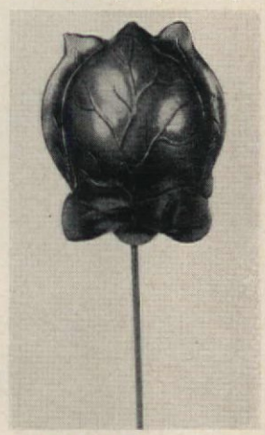

FLOWER BEDS can be lighted here and there with upward-pointing, small border lights.

The popularity of outdoor living in recent years has induced appliance manufacturers to put out a tremendous assortment of garden lighting equipment. For patios and terraces there are all kinds of movable floor and table lamps, as well as many kinds of wall-attachment and overhead units. Today, in fact, a patio can be as efficiently lighted as a living room.

Garden lights are also available in great variety. There are many kinds of shielded units for lighting paths and steps and for showing off special plantings. For large areas, you can choose all sorts of concealed fixtures or spotlights and floodlights to attach to trees. And trees themselves can be beautifully illuminated with units which shoot beams of light into the branches.

For outdoor sports—tennis, badminton, shuffleboard, croquet, archery, horseshoe pitching—floodlights can be attached to buildings, trees, or to specially designed, lightweight telescopic poles.

Most shielded fixtures take ordinary household bulbs. For floodlighting or spotlighting, you use outdoor reflector or projector lamps, which are now available in colors as well as white. Some units are made for straight or circular fluorescent lights, and some can be used for mercury vapor lamps, which give a cool, moonlight effect. Yellow bulbs do not attract night-flying insects, and so are especially useful for outdoor living areas.

And if you like the distinctive effects of gaslight—particularly if you're in an area where gas is cheaper than electricity—you can have your patio piped to supply any of a wide variety of attractive gas fixtures. THE END

Shopping Information, page 84

GAS LIGHTS lend a distinctive, old-style charm. Numerous lamp patterns are available.

STANDARD MUSHROOM lights usually have spike base with outlet for plugging in additional units.

SMALL LIGHTS can be used both decoratively and for nighttime safety. This has a fiber glass shade.



FLOODLIGHTS on telescopic poles will let you play tennis, badminton, croquet, or shuffleboard at night.

Are you sure the house paint you plan to buy covers as well, stretches as far and lasts as long as those wonderful

LOWE BROTHERS PAINTS

Style-Tested Colors for Home and Industry ®

WONDERFUL NEW COLORS! Write today for free High Standard, Super One-Coat and

NEW! A FREEZER YOU NEVER HAVE TO DEFROST!

Frost never forms in this new General Electric Freezer with Frost-Guard Automatic Defrosting.

Now, General Electric brings you the most efficient freezer ever. Big feature is G.E.'s new Frost-Guard System that protects frozen food safely without frost build-up.

Frost never forms. That means you never have to defrost it. You never have to empty messy drip pans or chop away ice from locked-in foods. Frost-Guard does the work for you.

You get all these conveniences, too, in this new 13-cubic-foot Frost-Guard Freezer: bookshelf door convenience, famous G-E Straight-Line design . . . plus three big shelves, roomy swing-out basket for bulky foods, 20-can juice dispenser . . . choice of five General Electric Mix-or-Match colors—or white.

Other G-E Freezers also available in 10-, 11- and 18-cubic-foot capacities. See your General Electric dealer now.

Household Refrigerator Dept., General Electric Co., Appliance Park, Louisville 1, Ky.

FROST-GUARD
FREEZER
13-CUBIC-FOOT

Frost-Guard System does your defrosting for you. No worry about frost build-up that locks food packages in and makes labels hard to identify. Everything is always neat and handy.

Bookshelf door puts everything where you can reach it easily without stretching or bending. You can store your frozen food packages in the door just as you do books on a shelf.



Economy of space. The Frost-Guard takes ½ the floor space of a chest-type freezer and stores all food within easy reach. G.E.'s Straight-Line Design fits flush with cabinets.

Progress Is Our Most Important Product

GENERAL ELECTRIC

LIVE BETTER ELECTRICALLY

Low-Cost Attic Remodeling (continued from page 38)

radiators or registers. Usually a house furnace is designed to take care of just so many rooms and no more. If such is the case in your home, count on using auxiliary electric or gas heaters in the new attic rooms.

WIRING for your new attic rooms will probably require one or more new circuits, especially if you are going to install an air conditioner. The new circuits will have to be connected to the distribution box where the electrical service lines enter the house. Most homeowners find it best to have an electrical contractor do this work.

All of this preliminary probing may seem tiresome, but in the end you'll find it the basis for a successful remodeling job.

THE ATTIC PLAN

Now, armed with this information, sit down and carefully map out your campaign. Perhaps you need extra bedrooms, perhaps a study or playroom, or a combination of both. Many homes today are in need of a separate apartment for grandparents, a suite of housekeeping rooms with an outside stairway for privacy. Requirements differ, but, in any case, the restrictions mentioned above will influence your final plan.

Where a chimney or a stairway is centrally located, it can form a natural divider between two rooms. A chimney can be concealed in an attic closet. For a large, single room, use either of these features as a decorative part of an open divider. If a stairway runs the long way of the attic, and is nearer one end than the other, it is best to plan on one very large room. The area behind the stairwell can be used for storage space. An additional area, concealed by sliding door of hardboard or plywood, can be set up behind the low side walls.

ADDED ATTRACTIONS

After the main areas are planned turn your attention to details. For instance, if windows in the gable ends are too small, break open the walls around them and install fixed glass between the vertical framing. This will give your rooms a bright, airy feeling and a sense of "tree-top living."

For a new bath, use a ventilating skylight, either of glass or plastic, instead of a dormer. This kind of skylight can be placed between the roof rafters and won't alter the outside appearance of your house. Average cost for a new ventilating skylight is $200. Go easy on dormers. They're expensive and, unless expertly designed, often turn out to be eyesores. A one-window dormer addition in the New York area costs about $600. A longer shed dormer may run to $1000.

In choosing wall finishes, you'll find a tremendous assortment of wall panels, many with prefinished surfaces. Most of these come in handy 4x8′ sizes. Plywood panels range from the popular, low-priced fir to exotic foreign veneers. Many have factory-sealed finishes. You'll find gypsum and hardboard wallboards come in a wide range of colors and in a great variety of simulated wood-grain facings. Look over the assortment in your lumberyard before making a final selection.

USE BUILT-INS

We've all seen the advantages of built-ins, especially where floor space is limited. They cut down on the need for too much movable furniture. Desks, bookcases toy-storage bins, and dressers can be installed in low side or knee walls; sofa-beds can have pull-out drawers underneath for bedding and linen storage. Music lovers will find TV and hi-fi installations most attractive when placed in side walls or dividers. If it's a fireplace you want, choose a prefabricated one that is lightweight and can be easily installed without need of heavy masonry. Install a prefabricated metal fireplace. The stack can be inserted through the roof or wall. These fireplaces are more efficient than many masonry types because they also offer a degree of radiant heat.

FLOORING

Like wall finishes, there is a wide choice in today's flooring. One type of wood flooring especially good for remodeling is a ⅜″-thick strip oak flooring. It can be nailed over a wood subfloor or over an old floor. Prefinished, it comes packed 25 square feet to the carton, and costs about 55¢ a square foot. If you are particularly interested in color and texture, examine the numerous resilient flooring materials now on the market. These include linoleum, cork, asphalt, rubber, and the many vinyls.

FINAL WARNING

Plan on doing some of the work, but know your limitations. Most of us can paint a room successfully, but there are many parts to a remodeling project that call for professional skill. This applies to most structural changes, plumbing, and wiring. For this work, get estimates from two or three good contractors but remember that the lowest bid is not always the best in the long run. Check over some of their previous installations before signing any contracts. Another word of advice. Often it is wise to call in an architect on a consulting basis. A consultant fee is usually moderate and an architect may be able to save you money because of his professional know-how.

MATERIAL COSTS

The following prices will serve as a yardstick in figuring the over-all costs of materials used in an attic-remodeling job. These will vary slightly according to locality.

2x4 framing studs—9¢ per lineal foot. Flush panel doors—approx. $15 each, hollow core. Hardboard—10¢ per sq. ft., ⅛″ (sheets 4x8′). Pegboard—16¢ per sq. ft., ⅛″ (sheets 4x8′). Plastic-faced hardboard—40¢ per sq. ft.

(continued)

PLAY

Beauty

ON

THE BEACH

Whether you choose to swim or simply to bask in the sun . . .

Why let *anything* rob you of your freedom of the beach?

Surely not time-of-the-month?

Wear Tampax – and *be free!*

It's invisible, unfelt, when in place! Can't chafe, bind, bulge, cause odor! Frees you from disposal problems – from carrying problems! Spells *cool freedom* on difficult days!

Enjoy the freedom of the beach *whenever* you like! Wear your trimmest, slimmest swimsuit! There's nothing to show – no one can know—when you use Tampax. It's the modern way.

Tampax® internal sanitary protection is available wherever drug products are sold. Regular, Super and Junior absorbencies. Tampax Incorporated, Palmer, Mass.

ONE COAT DOES IT

because the second coat is built in!

Endurance Imperial White saves half the time and half the cost!

When you repaint with *Endurance Imperial* One-Coat House Paint you know it will cover in one coat. Reason: 92 per cent of the material in the can *stays on your house!* There are almost no volatiles to evaporate away.

It has twice as much white pigment as ordinary paint. This is also the reason enamel-like *Imperial* stays white longer. The surface (and only the surface) chalks slowly over the years. *Imperial* keeps that clean, freshly painted look.

ALL AT LESS COST. Obviously you buy less paint and save the labor or time of a second coat. Next time you paint buy Glidden *Endurance Imperial* one-coat outside white and get the only bargain in house paint—*a good finished job!* (Sold in Canada as "Endurance Ultra White").

©1959

SEE HOW IT HIDES—Unretouched photo shows how one-coat *Imperial* completely hides badly weathered surfaces with one clean glossy coat.

ADD VALUE TO YOUR HOME—Home-wise buyers know there's nothing like *Imperial* for protection of siding and long-lasting fresh white beauty.

Glidden

PACEMAKER IN PAINTS

QUALITY Glidden PRODUCTS

The Glidden Company, Cleveland 14, Ohio.
West Coast: 1000 - 16th St., San Francisco 7, Calif.
Plants in: New Orleans, La.; Atlanta, Ga.; Reading, Pa.; Cleveland, Ohio; Chicago, Illinois; St. Louis, Mo.; Minneapolis, Minn.; San Francisco and Buena Park, Calif.; Tulsa, Okla.; Portland, Oregon. In Canada: The Glidden Company, Ltd., Toronto, Ontario. Plants in Toronto and Montreal.

(continued)

Wood-grained hardboard—22¢ per sq. ft. Gypsum board—$2.16 per sheet, ⅜" (4x8'). Fiber board—$3.52 per sheet (4x8'). Fir plywood—Grade A facing—$4.50 a sheet, ¼" (4x8'). Prefinished plywood (4x8')—25¢ to 80¢ per sq. ft., depending on wood and quality. Standard strip oak flooring—36¢ per sq. ft. Oak flooring—prefinished—70¢ a sq. ft. Asphalt tile (9x9" squares—7¢ to 10¢ each. Vinyl tile (9x9" squares)—27¢ each. Vinyl asbestos tile (9x9" squares)—13¢ each. Linoleum tile (9x9" squares)—10¢ to 15¢ each. Linoleum (roll) 6' wide—$1–$1.50 a ft. Cork tile (9x9" squares)—25¢ each. Insulation—2" thick—7¢ per sq. ft. (mineral wool). Bathroom (fixtures and wall finish)—approx. $500–$1000. Prefabricated fireplaces—$85–$200, without installation.

Investigate FHA-insured Title One Home Improvement loans if you're planning to remodel. You can borrow up to $2500 and the financing charge will be a discount of $5 per $100 per year. On a loan of more than $2500, the charge cannot exceed $4 discount for that part of the loan over $2500. For example, if you wanted to borrow $1000 for a three-year period, your monthly bank payment would be $31.94. THE END

INSULATION TIPS

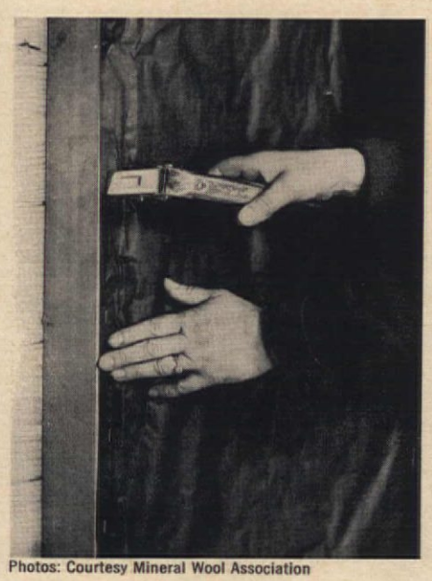

Photos: Courtesy Mineral Wool Association

WALLS IN UNFINISHED AREAS can be insulated with blanket insulation which is placed between wall studding and fastened in place with staples or large-headed roofing nails. The nails are driven through flange on edge of insulation vapor barrier. Flange should be flush against edge of insulation and care should be taken not to tear vapor barrier of insulation.

INSULATION for roofs is placed between rafters. Nailing flange is bent over to 90-degree angle and nailed or stapled to inside face of rafters. Insulation should not come into contact with roof sheathing.

Your yard's really your own with an Anchor Fence®

SITUATION LOOK FAMILIAR? Then let us show you how a genuine Anchor Fence can keep your youngsters playing happily at home and make your yard more fun for the whole family. Makes it easier for you to relax because the children play safely—the garden and lawn stay fresh and untrampled, undisturbed by shortcutters.

You'll like the good looks of Anchor Fence—the handsome square frame gate and corner posts. And you'll appreciate how well Anchor Fence—zinc-clad after weaving—stays solidly erect and good-looking year after year. For an interesting *free* pamphlet write to: ANCHOR FENCE, 6507 Eastern Ave., Baltimore 24, Md.

FOR A FREE ESTIMATE, call the local Anchor office, today. You'll find the phone number in the Yellow Pages.

Protect children, pets and property with

ANCHOR FENCE
Division of ANCHOR POST PRODUCTS, INC.®

Plants in: Baltimore, Md.; Houston, Tex.; Whittier, Cal. Sold direct from factory branches in all principal cities

EAT ANYTHING WITH FALSE TEETH!

Trouble with loose plates that slip, rock or cause sore gums? Try Brimms Plasti-Liner. One application makes plates fit *snugly without powder, paste* or *cushions.* Brimms Plasti-Liner adheres permanently to your plate; ends the bother of temporary applications. With plates held firmly to Plasti-Liner, **YOU CAN EAT ANYTHING!** Simply lay soft strip of Plasti-Liner on troublesome upper or lower. Bite and it molds perfectly. *Easy to use,* tasteless, odorless, harmless to you and your plates. Removable as directed. Money-back guarantee. At your drug counter. $1.50 reliner for one plate; $2.50, two plates. Plasti-Liner, Dept. AH-91, 1075 Main St., Buffalo 9, N.Y.

BRIMMS PLASTI-LINER
THE PERMANENT DENTURE RELINER

Woman Nearly Itches To Death

"I nearly itched to death for 7½ years. Then I discovered a new wonder skin creme. Now I'm happy," says Mrs. D. Howard of Los Angeles

Here's blessed relief from tortures of vaginal itch, rectal itch, chafing, rash and eczema with a new amazing scientific formula called LANACANE. This fast-acting, stainless medicated creme kills harmful bacteria germs while it soothes raw, irritated and inflamed skin tissue. Stops scratching and so speeds healing. Don't suffer! Get LANACANE at druggists!

YOUR BEST BUY IS A NEW brick HOME

See Your Builder Today

SPONSORED BY MEMBERS OF THE STRUCTURAL CLAY PRODUCTS INSTITUTE

BILL STERN, Dean of American Sportscasters, says:

"I've been looking for the perfect FLORIDA location for years . . .

CAPE CORAL IS MY CHOICE!

There are hundreds of wonderful reasons why CAPE CORAL is the choice of thousands of American families who have already invested over $13,000,000 in waterfront homesites there. It will be YOUR choice, too!"

• CAPE CORAL challenges comparison!
• CAPE CORAL invites inspection!
CAPE CORAL, on Florida's beautiful Gulf Coast, is offered and sold on merit alone —for as little as $20 down, $20 monthly!

Start Your Florida Future TODAY!

MAIL THIS COUPON NOW
Send for and read the exciting "CAPE CORAL STORY"
It's yours for the asking
ABSOLUTELY FREE
SEND NO MONEY, PLEASE!

CHAMBER OF COMMERCE MEMBER
Lee County • Ft. Myers • Dade County • Florida State

Gulf Guaranty Land & Title Co., Dept. W 27
1771 N. Tamiami Trail, Fort Myers, Florida
Please rush my FREE copy of "The Cape Coral Story" in full color.
Name.....
Address.....
City.....Zone....State.....

made to
Brighten
your life . . .
made to
Lighten
your load . . .



made by
BUNTING
woven of
Firestone Velon

Bunting summer furniture with webbing woven of Firestone Velon—puts a whole new pleasure dimension in your life. Velon is colorful, comfortable, easy to care for, strong—and unbelievably light. It's fade-resistant, and you can leave it outside in the worst weather. Be sure you buy Bunting summer furniture with Velon webbing, and you'll be sure of value.

For more information, write

Bunting Co., Inc.
18th St. and Allegheny Ave., Phila., Pa.
FIRESTONE PLASTICS COMPANY
POTTSTOWN, PA.



SEND US YOUR FAVORITE COOK-OUT IDEAS

We know there's more to outdoor cooking than we could ever cram into a single issue of The American Home. So won't you share your *cook-out ideas with other readers? What are your specialties for the main dish, sauce, salad, dessert? How and where do you eat? We'd like to see pictures of your family and friends enjoying the party. We'll pay $5 for any ideas or recipes accepted for publication in The American Home. Enclose stamped, addressed envelope if you wish pictures returned. Address: Cook-out Editor, The American Home, 300 Park Avenue, New York 22, N. Y.*

POWERFUL NEW PLUNGER CLEARS
CLOGGED TOILETS
in a jiffy!



NEVER AGAIN that sick feeling when your toilet overflows

'TOILAFLEX'
Toilet ALL-ANGLE Plunger

Ordinary plungers just don't seat properly. They permit compressed air and water to splash back. Thus you not only have a mess, but you lose the very pressure you need to clear the obstruction.

With "Toilaflex", expressly designed for toilets, no air or water can escape. The full pressure plows through the clogging mass and swishes it down. Can't miss!

- Double-size cup, double-pressure
- Tapered tail gives air-tight fit
- Designed to flex at any angle
- Centers itself, can't skid around

For positive insurance against stuffed toilet, have a "Toilaflex" in your home.

$2.65 fully guaranteed

AT MOST HARDWARE STORES

America's most wanted Fall Nursery & Bulb CATALOG
FREE!
From America's largest direct-to-you nurseries, a beautiful colorful 40 page catalog, all selections postpaid & guaranteed. Many helpful gardening tips. Send postcard for your free copy.
INTER-STATE NURSERIES
479 E STREET HAMBURG, IOWA

Callouses
Pain, Burning, Tenderness on Bottom of Feet
SUPER-FAST RELIEF!

For fast, grateful relief, get Dr. Scholl's Zino-pads. They also remove callouses one of the quickest ways known to medical science.
Dr Scholl's Zino-pads

Shopping Information

COVER
Barbecue grill—Rotir Co.

COOK-OUT USA
Page 17: Apron—Culinary Arts. Tongs—Abercrombie & Fitch. All other merchandise—B. Altman's Country Shop. **Page 18:** Barbecue grill—Cal-Det Products Co. **Page 28:** Folding Pak-tabl & stools—Coleman Co. Inc. Motor—Evinrude. Boat—Thompson. Station Wagon—Plymouth. Smokey Joe Barbecue—Weber Bros. Metal Works. **Page 30:** Table & chairs—Rattan Art & Decorations, Inc. Flowers—Kraak's Nursery.

BE YOUR OWN RAINMAKER
Page 35: S-500 Sprinkler—Skinner Irrigation Co. "Swingin' Spray"—Melnor Industries, Inc. Automatic sprinkler, Automatic traveling sprinkler—Sunbeam Corp. "Trig-A-Matic" hose nozzle, Lafayette stroller, Dial-O-Matic sprinkler, Fairlawn sprinkler—Lafayette Brass Mfg. Co. "Whale of a Sprinkler"—Lynden Metal Craft Co. Handy Dandy watering pots—Earl Fisher Plastics Co. Rainmaster sprinkling can—Federal Tool Corp. Foursquare sprinkler—Clark Metals Co. Rain jet sprinkler—Rain Jet Corp. Spot soaker—Research Products Corp. Root feeder—Ross Daniels, Inc. Elkay hose nozzle, Lifetime hose coupling—Ray Sanders Co. Whirling Dervish—Comet Metal Products. **Page 68:** Sprinkl-Caddy—Clark Metals Co. Long-handled water breaker—Water Wand.

BATHROOMS . . . EASIEST DECORATING
Page 40: Wall covering—Wall Tex, Division of Columbus Coated Fabrics Corp. Towels—Martex-Wellington Sears. Light fixture—Moe Light, Thomas Industries. Shower & window curtains—Para Mfg. Co. Tissue box, Waste basket—Harpers Ransburg. Towel rack—Bloomingdale's. Sketch: Wall covering—Katzenbach & Warren. Fixtures—Universal Rundle. Towels—Martex-Wellington Sears. **Page 41:** Wallpaper—Katzenbach & Warren. Towels—Dundee Mills. Shower & Window curtains—Joseph A. Kaplan & Sons. Scale—Continental Scale Corp. Accessories—Bloomingdale's. Sketch: Wall covering—F. Schumacher. Fixtures—Briggs, Inc. Towels—Dundee Mills. Shower & window curtains—Joseph A. Kaplan & Sons. Light fixture—Moe Light, Thomas Industries. **Pages 42-43** (above) Wall covering—F. Schumacher. Towels—Callaway Mills. Shower & window curtains—Para Mfg. Co. Scale—Continental Scale Corp. Accessories—Bloomingdale's. Towel rack—Harpers Ransburg. Sketch: Wall covering—Waverly Fabrics. Fixtures—American Standard Plumbing & Heating. Towels—Callaway Mills. Shower & window curtains—Para Mfg. Co. Rug—Cabin Crafts. (below) Wall covering—Katzenbach & Warren. Towels—Cannon Mills. Shower and window curtains—Joseph A. Kaplan & Sons. Bench, shelves—Harpers Ransburg. Accessories—Sellright. Towel rack—Handy Andy Spec. Co. Sketch: Wall covering—Imperial Paper & Color Corp. Fixtures—Kohler. Towels—Cannon Mills. Shower and window curtains—Para Mfg. Co.

"I LOVE TO WASH DISHES"
Pages 44, 46: Cart—Cosco. Hand mixer—Sunbeam Corp. Casserole with stand—Corning Ware.

TAKE A PACKAGE OF READY-TO-EAT CEREAL / A PACKAGE OF CHOCOLATE
Pages 48, 49: Pink band dinner plate, bread and butter plate, cups and saucers, and covered jam pot—Georg Jensen. Pink plastic platter—Texas Ware. White fluted custard cups—Hall China. "Awakning" carving set, fork and spoon—Towle. White dinner plate and platter—Harkerware. Pink plastic cake plate—Lucent Dinnerware.

GOODBY TO BARBECUE MESS
Pages 54, 55: Barbecue grill—Royal Chef. Charcoal scuttle—Rubbermaid. Barbecue brush—Androck. Fat-free cooking aid—Pam.

DECORATE YOUR FIREPLACE FOR SUMMER
Page 72: All merchandise at B. Altman & Co.

GARDEN LIGHTING
Page 77: Concealed fluorescent lights, Path lights—General Electric Co. "Carousel" light—Pyle-National Co. Lantern post—Thomas Industries. **Page 78:** Post-top light—Silvray Lighting Inc. Planter light—Lightolier Inc. Border light—Pyle-National Co. **Page 79:** Gas light—Arkla Air Conditioning Corp. Mushroom light, Fiber glass shade light, Flood light pole—Pyle-National Co.

INFORMATION
Minnesota Mining & Mfg. Inc.: **Page 6.**



Rooster and Chick Designs (continued from page 39)

cotton. Make the whole baby chick in yellow cotton. Cut out each section, allowing ¼" around each traced line. On blue-and-white-checked section turn excess fabric on sides to *back* of piece. Use penciled line as a guide. Baste.

Top edge of rooster body will be covered by red wattles and head, bottom edge with blue scalloped section. On red cotton section turn all excess fabric to the *back*. Snip all curves so that they lie flat as you turn them to the back. Baste to hold securely. Turn all excess fabric to back of blue section. Snip all curved edges. Turn under the bottom, sides, and drumstick of the white section. Turn under edges of legs, except the tops, which are slipped under the scalloped drumstick later. Make sure all curved lines are smooth. Press all sections. Trace outline of rooster and chick in position on place mats, napkins, and curtains. Baste sections in place as follows: first the body, then the head, wattles and comb, and finally the white bottom section. Slip feet in place under the drumstick. Now baste blue scalloped piece in place.

THE BABY CHICK is also easily appliquéd. First baste body in place on mat, then slipstitch all sections firmly in place, and remove basting.

TRACE EYES IN POSITION. Embroider round rooster eye (using a satin stitch) white on the top, blue on the bottom, add a black French knot. Chick has pale yellow embroidered eye with black French knot. Embroider the roosters' beaks black and chicks' legs red. If you prefer, you can top-stitch each section in place on your sewing machine, but be sure that the tension is loose so fabric won't pucker.

FOR POT HOLDERS, enlarge the design with the graph shown on page 39. Each square on our sketch represents one inch. Draw squares this size on a piece of paper. Copy the lines of the design, line for line and curve for curve on your graph paper. When it is completed you will have a design large enough to handle comfortably. Make the rooster as explained previously, except that this time *you do not turn in any outside edges which form the outline.* Cut a lining from bright quilted calico, in the same shape as your enlarged rooster, baste these together. Then, by hand or on your sewing machine, sew all sections firmly to the lining. Bind all outside edges with bias tape, allowing two extra inches of binding at the top to form a loop for hanging. THE END

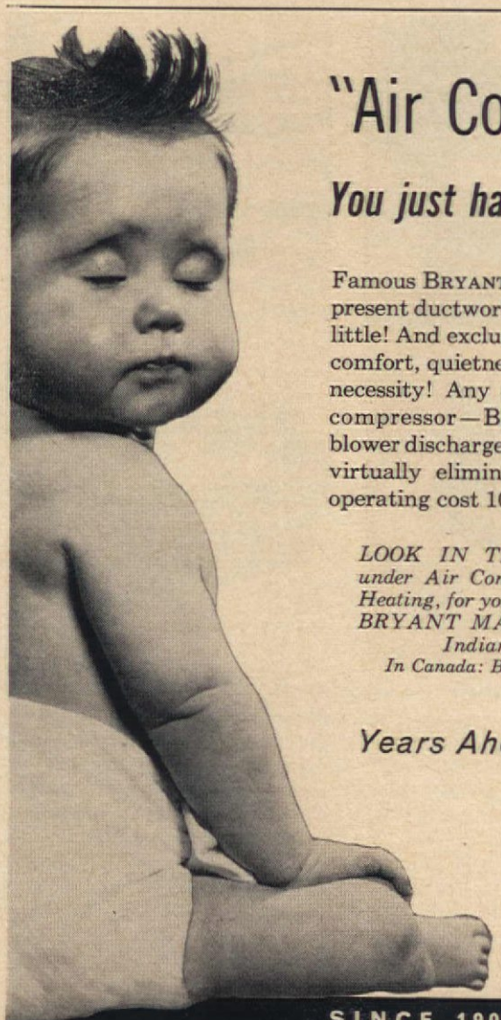

"Air Conditioning a LUXURY? **NONSENSE!**

You just haven't heard about BRYANT Whole-House Air Conditioning!"

Famous BRYANT Air Conditioning, installed to use your present ductwork and warm-air furnace, costs amazingly little! And exclusive BRYANT features add so much more comfort, quietness, dependability, that it becomes a real necessity! Any air conditioner is only as good as its compressor—BRYANT has the finest. "Mixed-flow" blower discharges heated air *upward*, protects shrubbery, virtually eliminates noise. 2-in-1 condenser coils cut operating cost 10%. See your BRYANT dealer *now!*

A New Bryant COMMAND-AIRE Furnace is Ready for Air Conditioning when YOU are!

When you build or remodel, plan for year 'round comfort—get a Bryant Command-Aire Furnace. Air conditioning can be included now or added later. Enjoy finer performance and economy with the TRI-Alloy Heat Exchanger, Command-Aire Control and other unique Bryant advantages.

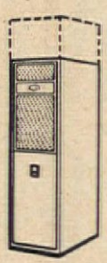

LOOK IN THE YELLOW PAGES under Air Conditioning or Furnaces—Heating, for your certified Bryant dealer.
BRYANT MANUFACTURING CO., Indianapolis, Indiana
In Canada: Bryant Mfg. Ltd., Toronto

Years Ahead in Year 'Round COMFORT!

bryant



SINCE 1907 MAKERS OF FINEST HOME-COMFORT EQUIPMENT

fits any mailbox—install in a minute
Style M $1.95 Postpaid

Name & Number MAILBOX MARKER
Style NM $3.95 Postpaid

Name & Number BRACKET MARKER
Style NB $4.95 Postpaid

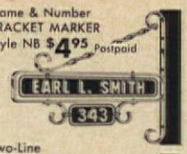

present your name attractively with a **DAY-n-NIGHT** Marker

Guide your friends—beautify your home
Perfect for gifts—any wording you want

SATISFACTION GUARANTEED OR MONEY BACK

Two-Line BRACKET MARKER
Style OB $6.95 Postpaid

BRACKET MARKER
Style B $3.95 Postpaid

You get all these features on every DAY-n-NIGHT Marker!

- Letters shine bright at night
- Easy to read DAY-n-NIGHT
- 2-sided; raised letters on both sides
- Rustproof—lifetime aluminum throughout
- Permanent embossed lettering—raised in solid plates
- Baked enamel finish—black background—white reflector letters
- Attractive size—nameplates 2½" x 18", number plates 2½" x 7"
- Any wording you want, up to 17 letters and numbers on nameplates, up to 6 on number plates. Same on both sides.

Now COLOR! Choice of Antique Copper, Colonial Red, Pine Green only 50¢ per marker extra

MAKE $5 AN HOUR FULL OR PART TIME! Take orders for DAY-n-NIGHT Markers—make up to $5 an hour for your family, club, church, etc. Write today for FREE MONEY-MAKER KIT—start making more money right away!

Spear ENGINEERING COMPANY
233 Spear Bldg., Colorado Springs, Colo.

WE SHIP WITHIN 48 HOURS
PLEASE PRINT CLEARLY
C.O.D. if desired



Cute Mama DOLPHIN Fish blowing gold bubbles will do wonders in your bathroom. Ceramic Wall Planter or holder for Deodorant cakes measures 9½" long x 5½". In Black with gold Flecks, Pink, Yellow, Aqua, all with black trim, White with brown trim. Complete set $4.25 ppd. Send check or M.O. TODAY. Satisfaction guaranteed. Specify Color. Calif. Res. add 17c Sales Tax. Free Brochure available.

FREE 1000 Personal Address Labels Free with each Dolphin order. Up to 4 lines on high quality giltedged gummed paper with clear, reusable plastic box. Act NOW. Limited offer only.

THE FLORIN
6307 FLORIN HOUSE, SAN CLEMENTE, CALIFORNIA

THE "Twodor" COMBINATION STORM & SCREEN DOOR

Most Beautiful, Strongest Wood Door Built

Yet "Twodor" is priced as low as common type

If your doorway looks plain—"Twodor" will give it that handsome custom look. If your doorway looks lovely—"Twodor" will make it even lovelier. We believe this is the most handsome combination door made—we know it's the strongest. It will not sag or come apart. Pets can't rip or snag screen panel. Ideal for Colonial, ranch or modern homes. Sturdy cross panels; mortised, dowelled joints; waterproof glue. Of solid kiln dried pine, standard 1⅛" thick. Quick change glass and screen panels lock snug with special fasteners. Shipped complete with directions for installing, painting, finishing. For all standard size door openings.

ALL SIZES—ONLY $27.95 COMPLETE
Shipping Chgs. Collect. Immediate delivery
Large new catalog—10c coin or stamps

YIELD HOUSE
Dept. A7-9, No. Conway, N.H.

Vivid, Multi-Colored
STAINED GLASS BIRDS $1 Set of 12 ppd.

Brilliant red, blue, green, yellow hand-blown glass birds—beautifully detailed copies of Venetian masterpieces—add unusual charm to plants, flower arrangements, etc. Each approx. 1" long, with 4" wire stem. Order by mail now. Satisfaction guaranteed or money back.

SPENCER GIFTS 776 Spencer Bldg., Atlantic City, N. J.

500 PRINTED NAME & ADDRESS LABELS 25¢

500 gummed labels printed with ANY name and address, 25¢ per set! 4 sets (with same name and address or all different) $1.00! With two-tone plastic gift box, 35c per set. Order as many or as few sets as you want. Postpaid.

Walter Drake
407 Drake Bldg., Colorado Springs 10, Colo.

SERVESPOON
With Sharp Cutting Edge
Mixes, Chops, Turns, Drains and Scrapes

HERE'S YOUR ASSISTANT COOK! Like having another hand in the kitchen. ONE tool does SO MANY kitchen jobs you'll use it constantly . . . wonder how you ever cooked without it! Goes from one chore to another with just a quick rinse, because it's solid stainless steel with a "sterling" smooth finish. 9" long. **Gift boxed, $1.00 each.** Add 10c handling.

The Colonial House
Dept. 224G, Box 195
Owosso, Michigan

GIANT SIZE NURSERY WALL DECORATIONS Only 1.49 Set

Now you can decorate the nursery with that professional touch. Animals are 12" to 2' tall dressed in pastel pink & blue. Easily cut out and applied to wall with paste or tacks.

Complete 16 Piece Set Only 1.49 ppd.
Guaranteed to Please

KAY VIRGIEL
Box 275 AH
Pacific Palisades, California

YOUR OLD FUR COAT INTO NEW CAPE, STOLE, JACKET $22.95

MORTON'S remodels your old, worn fur coat, jacket or cape into a glamorous new fur fashion for only $22.95. Includes restyling, new lining, interlining, monogram, cleaning, glazing.

Order from MORTON'S, World's Largest Fur Restyling Service. Get greater value, larger selection—**35 STYLES TO CHOOSE FROM.** Styling praised by Harper's Bazaar, Glamour, other fashion leaders. Send No Money! Just mail old fur, state dress size, height. Pay when your restyled fashion arrives. Or write for new Style Book.

WRITE FOR NEW FREE! STYLE BOOK

MORTON'S, Dept. 21-GWash. 4, D.C.

shop your AMERICAN HOM

A LITTLE FROG IN A BIG POND gets lost, but a little flower frog in your prize demitasse or crystal wine glass makes a miniature bouquet! 2⅛" high with a suction-cup base, a *Mini-Holder* is perfect for those delightful-but-difficult violets, pansies, and lilies-of-the-valley. Set of 3 (2 round, 1 oval), $2.25. Artisan Galleries, 2100-AH North Haskell, Dallas 4, Texas.

WHAT A MESH hammock this is—there's room for two or even three in it! So settle yourself down under the trees for a long, la-a-a-zy afternoon of dreaming in its yards and yards of pink and white soft cotton mesh. More cooling than pink lemonade, more soothing than a tranquilizer, and more fun than either! $13.95. Old Mexico Shop, 146 W. Water St., Santa Fe, N. Mex.



THE HAPPY MEDIUM-rare steak lover is the one who gets just what he ordered, and the happy chef is one who gives nobody a bum steer! It's easy, with these white pine, steak or hamburger markers in an assortment of Rare, Medium Rare, Medium Well, and Well. No slips 'twixt the fire and the lips! Box of 10 doz., $1. Handy Gifts, Dept. AH-1, Jasperson Bldg., Culver City, Calif.

STASH YOUR TRASH in a *Litter Box* outdoors, and give up policing the yard! The good-natured approach to a messy business, it's lettered "Not on the grass, butt here." The owner, *Will U Uzit*, is sure his family and barbecue guests will use it—will U? It measures 12" long, is enameled black metal with white letters. $1.95 plus 35¢ post. Crown Craft, 246A 5th Ave., N.Y.C. 1.

Welcome to the Market Place! Merchandise, if not personalized, may be returned within seven days for a full refund. Most of the firms mentioned in the Market Place prefer not to handle C.O.D.'s. Unless otherwise stated, postage is included in price.

Helen De Motte

MARKET PLACE

S'WONDERFUL, S'MARBLE-OUS, a plastic bird bath that looks just like real marble. Sturdy and weather-resistant, it's 25" high with a hollow base to fill with sand or gravel for weight. In its 21" bowl, the birds will really clean up! Handsome companion piece is a matching sundial with a bronzed face. $10.85 each. From Cape Cod Cupola Co., Dept. S, North Dartmouth, Mass.

STAR BILLING is what we give a handsome hand-hooked rug, and you will, too, when you see what a star performer it is! Of durable cotton, it is 31" from opposite points. Between these points is its striking spread-eagle design in red, white, and navy blue on a beige ground, $10.95. Chair pads to match. 14½x15" at widest point, $3 each. Page & Biddle, 21-AH Station Rd., Haverford, Pa.

SLIPPER-Y CHARACTERS up to nine years old will be thrilled to their soles with *Happy Slippers*, gay and sturdy in red duck with black and white trim. Clown face has a great big smile, and a tweak makes him squeak! For either boys or girls, they have a non-skid rubber sole and elastic sling back. State age or shoe size. $2.49 a pair. Jeff Elliot, Dept. AH 4, Flushing 52, N.Y.

AROUND THE CAMPFIRE they'll vote for this compact, 12-pound stove that burns charcoal, wood, or coal—no need to mess with touchy liquid fuels. A can of beans fits into the chimney to heat up, and meat can fry or broid on the lift-out grill. Perfect for hunting and fishing trips, or a Saturday cook-out. Heavy gauge steel. $13.95. Thoresen's, AH-950, 585 Water St., N.Y.C. 2.

REDUCE AS YOU WALK

"REDUCE-EZE" WONDER GIRDLE

TAKES 4 INCHES OFF!

Slims Your Waist Two Sizes Instantly! Get set for a thrill the moment you put on your new "Reduce-Eze", the lightweight, comfortable wonder girdle that slims inches from your waist instantly—molds tummy, hips and thighs in a smooth unbroken line! Gives you that "tiny-silhouette" appearance without effort or diet on your part.

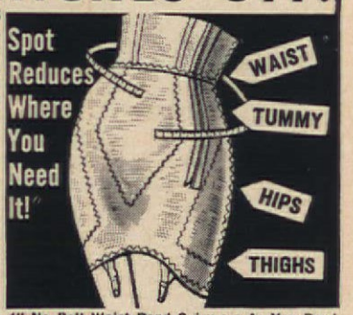

Inches Vanish Magically As It Holds and Molds! No steel, no bones, no buckles, no laces, no adjustments. Uniquely designed "Reduce-Eze" helps you *reduce as you walk* by gentle diagonal control and balanced pressure against fatty bulges. Hidden sheet rubber is covered with soft cotton flannel to absorb excess perspiration as you reduce. Washes beautifully, drip-dries fast. Over 1 million sold!

$8.98 VALUE—NOW ONLY $5.98 ppd.

IN 8 SIZES—Regular or Panty Girdle Style

4" No-Roll Waist Band G-i-v-e-s As You Bend —Never Pinches! Side Zipper for On-Off Ease!

ORDER BY PRESENT WAIST SIZE: 24-26, 27-28, 29-30, 31-32, 33-34, 35-36, 37-38, 39-40.

SPENCER GIFTS Satisfaction guaranteed, or money back. 1209 Spencer Bldg., Atlantic City, N. J.

FOR A LOVELIER FIGURE STARTING NOW, SEND TODAY!

Spencer Gifts, 1209 Spencer Bldg., Atlantic City, N. J.
Please send "Reduce-Eze" wonder girdle at once. My present waist size is: _____

☐ Regular ☐ Panty Girdle with full length thigh control.
☐ I enclose $5.98. You pay postage.
☐ I enclose $1. Send C.O.D. I'll pay balance plus any postal charges.
I must be delighted with my "Reduce-Eze" or I may return it within 5 days for a refund.

Name.....

Address.....

City..... Zone..... State.....

Copyright 1959 Spencer Gifts, Atlantic City, N. J.



SPRINKLE UP TO 1500 SQ. FT., $1

New turbine-action Sprinkler spins a fine mist of water up to 1,500 square feet! Attaches to any hose. Set up singly, or in series... it's the world's lowest-priced sprinkler system. Versatile—can be moved where needed. Rugged, moulded-nylon design... can't clog, rust or get out of order! *Guaranteed the most effective sprinkler you've ever used or money back!* Only $1, postage paid... three for $2.79. Order WHIRL-A-JETS from **Sunset House, 2770 Sunset Building, Beverly Hills, California.**

Rich Decorator

CHAIR PADS

Downy soft inch thick foam rubber chair pads. In smart decorator colors—red, green, gold, or toast. Covered in rich pinwale corduroy. Add luxurious sink-in comfort plus fresh new color to your hard furniture. Order by size and color.

Large 16½" x 18" ..... $3.98 each 4/$15.50
Small 14" x 14½" ..... $2.98 each 4/$11.75

Add 25c shipping for each pad ordered.
Satisfaction Guaranteed or Money Back

FREE Summer Gift Catalog Write for it!

Foster House
6523-K7 N. Galena Rd., Peoria, Ill.

FOOT-FLATTERING MOCCASINS

NARROW AS AN ARROW

Here are handlaced moccasins that fit ever so comfortably and stylishly to flatter any foot! Over 223 sizes in stock for the gal who likes to prance around outside, or the lass who likes to relax indoors. Like walking on air—with light bouncy foam crepe soles. Smoke, White, Red or Taffytan leather in full or half sizes 3 to 13, AAAAAA to EEE widths. Naturally, purchases can be exchanged—guaranteed to delight. Factory-to-you. $5.95 plus 50c postage. (COD's accepted.) MOCCASIN-CRAFT, 65-AK MULBERRY ST., LYNN, MASS.

FROM THIS ↓

TO THIS →

OIL PORTRAIT KIT

Preserve the image of yourself or loved ones in a genuine oil painting. No experience necessary!

Send only $9.95 and a photographic portrait, sharp, clear snapshot, or color slide (any size, black & white or color), to receive a "portrait-kit" which includes: a 16"x20" canvas diagrammed to paint the portrait by numbered blanks; all oil paints, two fine brushes; full instructions and your unharmed photo.

Our new paint-by-numbers process (pat. pend.) results in a professional style portrait WITHOUT the usual patchwork appearance. Do not send picture frame. **Send only $9.95** to **PORTRAIT-CRAFT** 620 Avalon Blvd., Wilmington 6, Calif.

GRAND CANYON COLORS for CONCRETE!

KEMIKO Permanent Concrete Stains
—EASY-TO-APPLY, TRULY PERMANENT!

Bring drab concrete areas to life with eight Grand Canyon colors. Use in solid, two-tone or flagstone effects —indoors or out—and be the envy of your neighbors! FREE four-color booklet tells where to buy! Write ROHLOFF & COMPANY Dept. AH-79, 918 N. Western Avenue, Hollywood 29, California

Stop Dog And Cat Damage—$1

DOG WICKS are the perfect solution for repelling pets. One sniff and away they'll run! Hang this chemical Wick on shrub or branch and rest easy for the whole season. Safe, harmless to animals. Use inside or out—protects lawns, garbage pails, flowers, furniture. Trains your pets and neighbor's dogs. *Guaranteed to do the job or your money back!* Pack of 20 for $1, postage paid. Order DOG WICKS direct by mail from **Sunset House, 2771 Sunset Building, Beverly Hills, California.**

Unquestionably THE BEST FOR REDWOOD

This is absolutely the most durable finish ever developed for redwood. The miraculous properties of this 100% Pure Acrylic finish protects wood with an elastic but extremely durable film that is practically impervious to ocean, desert or mountain weather. Requires only 1 coat. Order Behr-Process Acrylic Stain redwood color (heavy) #34, or redwood tint (light) #36. Qt. $2.70, Gal. $8.40. Postage prepaid. Redwood finish specialists.

BEHR-PROCESS

Send for FREE folder

LINSEED OIL PRODUCTS CORP.
1611 Talbert Ave., Santa Ana, Calif.

America's Loveliest Low Priced Rugs Wall to Wall Carpet

SAVE up to 1/2 The Magic Olson Way

We'll reclaim the Valuable Materials in Your Old Rugs, Clothing — and add New Wool

Like Millions of Our Customers, you can have thick, luxurious, New Reversible Broadloom Rugs or wall-to-wall Carpeting at Factory-to-You Savings.

CHOICE of 49 lovely Tweeds, Solid Colors, Florals, Colonial and Oriental patterns, Ovals . . . regardless of colors in your materials. ANY SIZE IN A WEEK up to 18 feet wide, seamless, any length.

Monthly Payments if desired. No risk trial offer. Our 85th year.

Mail Coupon or Postcard to Nearest Address

FREE New Money-Saving Catalog in full colors
49 Model rooms, Gift Coupon

Your Name.....
Address.....
Town.....State.....

OLSON RUG CO., Dept. R-20
CHICAGO 41 ILLINOIS | NEW YORK 1 NEW YORK | SAN FRANCISCO 8 CALIFORNIA

GUARANTEED!... RED HOT CHARCOAL IN 10 MINUTES!

At last! A charcoal starter that gets coals red hot in 10 minutes. The original, the only Magic Chimney—uses no dangerous, smelly fluids—no waiting. Simply light with a match—10 minutes later remove chimney and you have a uniform, cherry-red bed of coals. Saves money. $2.00 postpaid—send cash, check or money order. Special stainless steel gift model—only $4.00. Order from Magic Chimney, Box 987, Madison 1, Wis.

SHADE TREE GROWS 10 FT. FIRST YEAR

BARGAIN! BUY ONE—GET ONE FREE $1.00

TREE OF HEAVEN! Sensation of nature! Why wait years for the pleasure of a shade tree? Tree of Heaven, unmatchable in beauty, produces six foot branches, blooms in great clusters of colored blossoms, after established. ***Mrs. Ogden of Rosemead, Cal. says: "Tree of Heaven I planted grew ten feet in 4 months."*** Ideal for new homes and to replace smaller trees around older homes. Send $1 for package of seeds—enough for an orchard of sheltering trees—and get one package FREE! Grows anywhere or money back.

WESTERN WORLD PRODUCTS, Dept. 534
2611 Tilden Ave., Los Angeles 64, Calif.

PUMP WATER DRY—SAVE MONEY

Suct-Dri only $2.75 postpaid

Without electricity or moving parts this suction drainer pumps 330 gallons of water per hour from flooded cellars, pools, trenches, etc. Just attach with a garden hose to any screw-type faucet; attach another section of hose to the discharge end, turn on the water and it goes to work. **Mail your order today.**

MEDFORD PRODUCTS, Dept. 925A, Box 39, Bethpage, N. Y.

GOODBYE FLEAS!

lucky pet!

FLEACOLLARS kill fleas 24 hours a day. Couldn't be easier to use . . . simply tie around your pet's neck for lasting protection. No messy powders, ointments, or sprays. Only 49¢ for dogs and cats . . . *money-back guarantee.*

COMMENDED PARENTS' MAGAZINE

Write for FREE booklet about flea-control

Ace FLEACOLLAR
BOX 236-9A • ROCHESTER, NEW YORK

RAINBOW 'ROUND YOUR SHOULDERS. 50" of Venetian glass beads in the loveliest rainbow hues drape and twist as fancy dictates. Daisy-fresh on your pretty pastels, sparkling against white piqué, and dramatic with a navy linen! Truly a pot of gold, for $3.85! Adjustable choker, $2.20. Earrings: button or drop, screwback or pierced, $1.10. Alpine Imports, 220-AH 5th Ave., N.Y.C. 1.

DADDY LONG-LEGS will love a pair of long-legged chairs for the game room, snack bar, or the kitchen. Sturdy snack stools are black wrought iron; seat and back are hardwood slats. In 24"- or 30"-high seats. To be finished, $6.95 ea.; clear lacquer finish, $7.95; Swivel style, add $2. Min. order is 2. Exp. chgs. coll., 17 lbs. Casual Crafts, Dept. A, Statesville, N.C.

SOLE SURVIVORS are fine footwear for a lighthearted, light-footed summer—rope soles to comfort *your* soles, and canvas tops to keep a cool foot. Great for the woods, the beach, shopping, or a square dance (they won't slip off!) Green, brown, black, red, or blue. Children's sizes 6–9, $1.55; women's 4–10, and men's 4–10, $2.55. Frontier Traders, Dept. AES, Box 4035, Tucson, Ariz.

BUILD and SAVE with this HOME PLAN LIBRARY

Over 700 All New Plans

Each home is custom-styled, combines beauty with cost-saving, lasting construction. Save $1000 or more with these plans. Builder-proved blueprints are available at low cost.

Send today ***SAVE!*** *any 3 books only* **$2**

FAMILY ROOM HOMES, 222 popular homes	$1
HILLSIDE and SPLIT LEVEL, 100 designs	$1
NEW TRENDS, 260 selected homes	$1
BLOCK MASONRY, 225 low cost beauties	$1
DUPLEX HOMES, 12 pages of twin plans	$1
WEEKEND HOMES, Cabins and Lodges	$1

Books $1 ordered separately, Postpaid in U.S. and Canada

HOME BUILDING PLAN SERVICE
Studio A, 2454 N. E. Sandy Blvd., Portland 12, Oregon

SPECIAL ONLY **$5.95** Ppd

CUSTOM STYLED WALL MURAL

Pre-Cut in Panels Ready to Hang

Now you can add that custom look to the walls of any room in the home. This tasteful mural will give any wall that added touch found only in the most expensive decorator homes. Beautifully printed on chalk white pebble stock in tones of black and gold, framed with gold border. Mural is 6 ft. long x 2 ft. high, precut ready to hang including paste and instructions. Guaranteed to please or money refunded. Only $5.95 ppd.

THE GIFT CELLAR
Box 25285 AHJ **Los Angeles 25, Calif.**

1959's Finest Value

IRIS 7 FAMOUS VARIETIES $2 ($4.20 VALUE)

7 Popular, Hardy, Easy-to-Grow Iris in

7 Glorious "Rainbow" Colors!

Huge price cuts on popular perennials. **Save 52%** on hardy, easily-grown Iris! Lovelier each year. 1 each red, white, purple, yellow, pink, blue & multi-colored. If labeled, would be $4.20 to $7.00! **Order Now—All 7, ppd. in the 48 states, Only $2.00** (No C.O.D.). This special offer ends Aug. 1. New 68 page color catalog of Peonies, Iris & Daylilies FREE with order. Or send 25c for catalog only.

Gilbert H. Wild & Son
Dept. AH-79, Sarcoxie, Missouri

If Your Child Is a Poor Reader

See how *The Sound Way To Easy Reading* can help him to read and spell better in a few weeks. New home-tutoring course *drills* your child in phonics with records and cards. Easy to use. University tests and parents' reports show children gain up to *full year's grade in 6 weeks!* Write for free illustrated folder and low price.

Bremner-Davis Phonics, Dept. L-4, Wilmette, Ill.

Yes, now you can destroy unwanted hair PERMANENTLY, right in the privacy of your home! Mahler is NOT a depilatory! By following our directions, you too, can use the Mahler safely and efficiently. Send 10c today for important new booklet "New Radiant Beauty"

NEW BOOKLET TELLS HOW TO **KILL the HAIR ROOT!**

MAHLER'S, INC. Dept. 839H
PROVIDENCE 15, R.I.



BY THE SILVERY TUNE of these wind chimes, you'll forget about the summer's heat! Hung in the kitchen window, on the patio, or from the apple tree, they make a cool, delightful tinkle on the slightest breeze. Gold and silver lightweight metal, strewn with plastic flowers, they're more durable than glass. $1 ea., 3 for $2.50. 12″ long. Bowman's, 2477-A Lombard, San Francisco 23, Calif.



STRIKE ONE giant *Hakone* match to light the barbecue fire, one to start a fireplace blaze, and one to reach those tall tapers. We like their 11″ length—because we prefer our fingers uncooked! Boxes, designed in bold colors with an Oriental feeling, are too "striking" a sight to hide in a drawer! Box of 100, $1; 3 for $2.89. Foster House, 6523-AH N. Galena Rd., Peoria, Ill.

GOGGLE-EYED kids from 3 to 8 will be in the swim with Donald Duck goggles. Junior frogmen will find 'em a big help in searching for sunken treasure. (Their mothers will be glad the beak doesn't cover nose or mouth.) Bright yellow, flexible-plastic swim fins make duck tracks in the sand! Goggles, 89¢; fins, $1.29. Sunset House, 71 Sunset Building, Beverly Hills, Calif.

NEW! EXQUISITE LIFE-SIZE DECORATOR TREE MURALS



Now . . . realistic dimension in life-size, decorator colors tree murals. Cut out and applique like wall paper. Hand Printed on antique finish paper. 45″ x 100″. Tree can be placed across or at angle. Fits any size wall. Regular $25.00 Value. Found in most expensive homes. Murals can also be placed from right to left. Money back guarantee.

Choice of:
- MING Grey, Gold, Black
- CHERRY BLOSSOM Pink, Black, Grey (Shown)
- PINE
- ELM Green, Gold, Black
- 4-SEASONS Brown, Blue, Gold, Green

$9.95 — plus 51c shipping

Hollywood Art Crafts, 1524 N. Western Ave. Dept. AH-7, Los Angeles 27, Calif.

GLASS DISPLAY DOMES

Attractive protection for figurines, wedding cake ornaments, etc.

With wood bases furnished in Blonde, Ebony, Mahogany or Walnut.

4 x 7″	$5.50	7 x 11″	$12.50
5 x 9″	7.50	8 x 10″	14.00
6 x 8″	8.50	10 x 12″	19.00

Glass "Protecto" Watch Dome (with hook) 3 x 4¼″ $4.00.

Write for Complete List of 30 Sizes.

Please remit with order. Sorry no C.O.D.'s.

CRYSTAL GLASS TUBE & CYLINDER CO. / 7302 S. Chicago Ave. Chicago 19, Illinois



1000 Name & Address Labels $1 ANY 3 DIFFERENT ORDERS $2 ppd.

Sensational bargain! Your name and address handsomely printed on 1000 finest quality gummed labels. Packed with FREE, useful Plastic GIFT BOX. Use them on stationery, checks, books, cards, records, etc. *Beautifully printed* on finest quality gummed paper—*1000 only $1.* SPECIAL—SAVE MONEY! ANY 3 DIFFERENT ORDERS $2. Makes an ideal gift. *Satisfaction guaranteed* or your money back. TIME-SAVER LABELS, 701 Jasperson Bldg., Culver City 1, California.

HARD MAPLE BARBECUE SET

Beautiful natural grain shows through Vinyl finish. Complete set—two 6″ salt shakers, one 4″ pepper shaker, and one toothpick holder—comes either smooth or corrugated as shown at left (Specify choice). **Only $3.45 ppd.** No C.O.D.'s please.

CUSTOM WOODCRAFT
Box 25, Conimicut Station, Warwick, Rhode Island

Monroe FOLDING BANQUET TABLES

Factory prices and discounts to churches, schools, clubs, etc. Write for Catalog of Tables, Chairs, Trucks.

Kitchen committees, social and recreational groups, you will be interested in this modern Folding Banquet Table. America's greatest line.

Monroe Co., 112 Church St., Colfax, Iowa

Fire Dept. App'd

BURN TRASH SAFELY OUTDOORS

Burn household and yard refuse safely outdoors in any weather without watching. Scientific draft design ends neighbor annoyances of sooty fly ash, smoke, smell. Will burn damp, green material to fine ash. Made of aluminum bonded to steel. World's finest. Sent postpaid with money-back guarantee.

2 bu. cap. $14.95
3 bu. cap. $18.95
10–15–20 bu. sizes available.

ALSTO CO., Dept. AH-7, 4007 Detroit Ave., Cleveland 13, Ohio

DOWN COMFORTS Beautifully RE-COVERED

Also Wool Comforts Re-Covered . . . and . . . Feather-Fluff Comforts Made from Heirloom Featherbeds. Write for **FREE** samples of coverings, testimonials and picture folder. *No salesmen —*

© 1954 *Mail order only!*

ALDEN COMFORT MILLS-AH
Box 6070 Dallas, Texas

MID-SUMMER SPECIAL! Baby's First Shoes Bronze-Plated in Solid Metal

Limited time only! Baby's precious shoes gorgeously plated in SOLID METAL for only $3.99 pair. Don't confuse this offer of genuine lifetime BRONZE-PLATING with painted imitations. 100% Money-back guarantee. Also all-metal Portrait Stands (shown at right) ashtrays, bookends, TV lamps at great savings. The perfect Gift for Dad or Grandparents. SEND NO MONEY! Rush name and address today for full details, money-saving certificate and handy mailing sack. Write TODAY!

Only $3.99 a pair

COMMENDED BY THE PARENTS' MAGAZINE

AMERICAN BRONZING CO.,
Box 6533-C, Bexley, Ohio

RATTAN PICNIC PLATEHOLDERS

Set of 4—$1.50 Ppd.
3 sets—$3.98 Ppd.

BARGAIN IMPORT! Clever wicker holders give strength to a paper plate. Just slip plate in place and "dig in." Hand woven, imported from Hong Kong. 9″ diam. Ideal for passing "nibbles," too.

Satisfaction guaranteed.

FREE Summer Gift CATALOG Write for it!

Helen Gallagher
413-K7 Fulton St., Peoria, Ill.

Know what the weather will do, hours ahead! with reliable new

WEATHEROMETER

No more picnics ruined by rain! No more washed-out golf games! Sensitive, unique Weatherometer responds to slightest change . . . anticipates storms, clearing . . . keeps you one step ahead of the weatherman . . . for your year-round health and comfort! Precision thermometer and atmospheric humidity indicator and inclinometer. Easily adjustable controls, for exact readings. Made in U.S.A. Certified accurate. In smart walnut grained plastic case. Gift boxed, with simple operating instructions. Send check or m.o. Satisfaction guaranteed or money back. $2 each, ppd. 2 for $3.90, ppd.

ONLY $2 ppd.

OVER 1 FT. LONG

SPENCER GIFTS
1218 Spencer Bldg., Atlantic City, N. J.

AN OLD-FASHIONED BONNET!

For your little girl; grand for gifts! Complete sew-it-yourself kit; fabric, buttons, pattern, directions, etc., *including* an artificial BEE FOR YOUR BONNET! Extra-easy to make . . . unbuttons to wash; irons flat. Adjustable pattern; fits infants to approx. age 5. Pastels in pink, blue, aqua, yellow, and green. State color choice. No C.O.D.'s, please. . . .

$1.25 each, ppd.

SUSIE'S SUNBONNETS, P.O. Box 161, Oak Ridge, Tenn.

TRIG-A-MATIC HOSE NOZZLE

World's finest spray nozzle mechanism. Squeeze for any spray. Red button locks spray in any position. Automatic shut-off. Super-fine spray adjustment. Non-corrosive parts. Adapts for insecticide sprays, car washers. Six month money back guaranty. Shipped same day order received. **Only $1.95 ppd.**

Parkvale Gift Shoppes
75 Franklin St. Allston 34, Boston, Mass.

YOUR OLD FUR COAT INTO NEW CAPE, STOLE $22.95* Tax Free

I. R. Fox, fur specialist, restyles your old, worn fur coat regardless of condition, into a glamorous new cape or stole. Remodeling service includes cleaning, glazing, repairing, new lining, interlining, monogram. $22.95 complete. Send no money! Just wrap up your old fur coat, mail it to us now. Send your dress size and height on postcard. Pay postman $22.95 plus postage when new cape arrives. Or write for free style book. *Mink and Beaver additional

I. R. FOX, 146 W. 29th St., Dept. M-1, N.Y. 1.



Now Johnny can learn to multiply!

New Musical Multiplication Records make it easy for your child to do better in arithmetic. Set of 5 records and 11 quiz cards teach all the Multiplication Tables from 2's through 12's. Children love the catchy tunes and musical quizzes. Used in over 1,000 schools. Parents and teachers report wonderful results. Write for free folder. Bremner Records, Dept. L-4, Wilmette, Ill.

100 Little Dolls all for $1.00

100 Dolls made of genuine Styrene plastic and hard synthetic rubber only $1 for entire set. You get BABY DOLLS, NURSE DOLLS, DANCING DOLLS, FOREIGN DOLLS, CLOWN DOLLS, COWBOY DOLLS, BRIDE DOLLS, and many more in Lilliputian cuteness. And made not of paper or rags but of STYRENE plastic and hard synthetic rubber. If you don't go wild over them your money will be promptly refunded. Send $1.00 plus 25c for postage and handling for each set of 100 Dolls you order to: 100 Doll Co., Dept. K-153, 11 E. 47 St., New York 17, N. Y.

remove GLOP

(SAND, RUST, DIRT, ALGAE, ETC.)

from your household water

and enjoy the benefits of *really* clean water!

Some glop you can see. But most of it you can't until it's trapped in quantity. You just see the dirty work it does . . . a not-quite-clean wash, murky drinking water, etc. That's why every home should have a filter even if the water *looks* crystal-clear.

The Cuno Aqua-Pure Filter keeps well or city water really crystal-clear. It makes washes cleaner, any cleaning easier. It eliminates most causes of staining and cuts corrosion of kitchen and bathroom facilities. It adds life to pipes and appliances, boosts efficiency of water-treating equipment already installed.

Write today for complete information . . . see your hardware or plumbing dealer or well contractor . . . and enjoy cleaner water NOW!

AQUA-PURE®
Pats. Pending
WATER FILTER
Only $28.50
with extra cartridge.

CUNO Quickly, easily installed.

THE CUNO ENGINEERING CORP., MERIDEN, CONN.

A recognized leader in filtration for more than 30 years.

The Cuno Engineering Corporation, Dept. AH7, Meriden, Connecticut
Please send complete information on the Aqua-Pure Filter.
Name_____
Address_____
City_____ Zone_____
State_____

COMING IN AUGUST

YOUR STORAGE PROBLEMS SOLVED

Does your temper run short every time you can't find a place to store something? Your clothes closet bursting its seams? The vacuum piled high on the waxer? No spot for the hi-fi? Next month, we'll show you how to solve the nagging storage problem. We devote nine full pages to ideas for your living area, your sleeping area, your work area—complete with construction drawings!

HOW TO GROW LILIES

By choosing the right lilies you can have them blooming in your garden from May to September—in all colors and in heights from 2½ to over six feet! You'll see them and learn all about them—including the newest and easiest-to-grow varieties.

TRY RED, WHITE, AND BLUE DECORATING

Perhaps the freshest new tack in decorating is red, white, and blue. So old it's new! See the exciting new things we do for a living room, dining room, two bedrooms.

WRITE FOR FREE HOME AND GARDEN IDEAS YOU CAN USE

Garden markers, plant tags, tree plates are easy to make. Waterproof, indelible.

Golf balls, toys, rainwear are permanently identified. Writes on anything.

Make a silhouette tool board. Just place tools and trace. Instant-dry, smudgeproof.

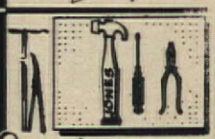

and only Speedry **magic marker®** patented

does it best! 25,000,000 users prove it!

GUARANTEED TROUBLE-FREE
MOST BRILLIANT COLORS
LASTS LONGEST

77¢ refills 39¢

INSTANT DRY WATERPROOF PERMANENT *for any surface!*

Use Magic Marker for addressing, identifying, labelling, marking, drawing or coloring . . . *anything!* Nothing to fill or spill.

JUST LIFT THE CAP AND WRITE!

SEND FOR FREE *illustrated booklet of new ideas for home, workshop, garden, parties. Write*

SPEEDRY PRODUCTS, INC.
Dept. AM-1 Richmond Hill 18, N.Y.

COMPLETE KITCHEN

COMBINES: STOVE • OVEN
SINK • REFRIGERATOR
FREEZER • STORAGE

Other models available with 8 cu. ft. refrigerator including 2 cu. ft. pull-out freezer drawer . . . stainless steel or porcelain tops . . . natural wood finishes . . . garbage disposal.

WRITE
today for complete details and specifications of General Chef kitchen units.

GENERAL AIR CONDITIONING CORP.
Dept. D-10, 4542 E. Dunham St.
Los Angeles 23, California

General Chef
NATIONWIDE SALES AND SERVICE

PRINTED [illegible] IN THE U. S. A. BY CUNEO PRESS, I

DOUBLE YOUR MONEY BACK IF THIS PAINT PEELS OR BLISTERS*

*DOUBLE YOUR MONEY-BACK GUARANTEE

American-Marietta Peel-Proof House Paint is guaranteed not to blister or peel due to moisture when used on previously unpainted wood surfaces, in accordance with directions on the label of the container. If A-M Peel-Proof House Paint applied in this manner peels or blisters due to moisture, American-Marietta Company will refund twice the original purchase price of the paint (upon presentation of the original purchase invoice).

The BIG paint news for 1959 is this GUARANTEED House Paint . . . with American-Marietta's guarantee against peeling and blistering. It has already been performance-proved on thousands of jobs.

But this guarantee is just one of the many benefits you'll get when you use Peel-Proof. It has the popular flat finish that minimizes surface imperfections, glorifies colors with a richness and depth never before possible. It goes on smoothly, covers beautifully—stays clean and bright years longer.

Peel-Proof comes in 14 of the most wanted colors to satisfy both traditional and modern decorating needs. And there's a beautiful "whiter white" that *stays* white. Ask your American-Marietta dealer for a color card or send your request to the address shown below.

MORE GOOD NEWS! THE PEEL-PROOF PRICE TAG IS NO HIGHER THAN THAT OF ORDINARY PAINTS

AMERICAN-MARIETTA COMPANY
101 EAST ONTARIO STREET, CHICAGO 11, ILLINOIS

A-M PAINTS
Revelations in Progress through Modern Research

For all our friends—from the Betty Crocker kitchens

4 Pudding Cakes

Light, tender cake with its own rich pudding sauce—complete in one package and grandmother-good!

Complete! You get cake mix 'n pudding mix in one package!

Quick! You sprinkle dry pudding mix over cake batter!

Easy! You add boiling water—don't stir!—pop in the oven!

Make your pudding cakes homemade fresh, homemade wholesome, homemade good! We guarantee every mix we make for you will come out homemade perfect!*

Betty Crocker General Mills

NEW TWIN STAR PA
—Truly fine Oneida C
nity Stainless. Easy t
by saving Betty Cr
Coupons that come
over 50 General Mills
ucts. 15 different p
available!

*PERFECT! Yes, every mix we make for you is guaranteed to come out perfect, or send the box top with a letter describing your baking to Betty Crocker, Box 200, Minneapolis 40, Minn., and General Mills will send back package