The AMERICAN HOME for July

15¢

We Redecorate a Small Bedroom

Electrical appliances are ready for use in this kitchen. Pull-out slides provide extra work space or lunch counter. There's a handy chopping block. A drop door holds a drip dish when you use the grinder. Counter tops are Armstrong's Marbelle Linoleum, Style 021. Floor is Armstrong's Embossed Linoleum, Style 5761. Your linoleum merchant will help you plan an equally smart floor. For free list of furnishings and room plan, just write.

"I quit doing my exercises in the kitchen!"

STOOPING and bending may be good for the waistline, but I'd rather do my daily dozen some place other than the kitchen.

Before we remodeled, it was stoop and bend all day long. I had to get down on my knees to juggle the waffle iron out of a low cabinet—and of course it was always buried under five or six heavy skillets and the Dutch oven!

Then there was that old floor. Honestly, I was up and down all day long trying to keep it looking passably clean.

Listen, I finally said to myself, this doesn't make sense. You buy appliances that are supposed to be "labor-savers." Then you wear yourself to a frazzle getting them out and putting them away. Why not leave them right out where they're handy? You could keep them dust-free with a flip-up glass door like the ones on the bookcases in Ralph's law office. That idea started me off.

That same day I marched down to Long's store and told Sam Hilborn, "I want a new kitchen floor that I can take care of without turning myself into a contortionist with housemaid's knee."

Sam grinned. We went to high school together. "Guess you'd want something kind of pretty, too, eh, Mabel?"

Of course I did—and I got it! You can see for yourself. It's one of the very newest patterns in Armstrong's Embossed Linoleum. Sam wouldn't let me buy anything but Armstrong's. He said, "You and Ralph are too good friends of mine to sell you anything else."

You'd never guess it to see him, but Sam's really artistic. He was art editor of our high school annual. It was his suggestion to pick up the cockleshell floor design on the valance.

Sam's clever—but still a little fresh. Suppose I do gain a few more ounces. I'll get my exercise some other way!

Send for "Album of Room Ideas" by Hazel Dell Brown, famous decorator. It's chock-full of usable ideas for every room in the house and pictures room interiors in full color. If you plan to build or remodel, you'll find this book helpful. For your copy, send 10¢ (outside U.S.A., 40¢) to Armstrong Cork Company, Floor Division, 4707 Pine Street, Lancaster, Penna.

ARMSTRONG'S LINOLEUM FLOORS

for every room (A) *in the house*

*REG. U. S. PAT. OFF.

MADE BY THE MAKERS OF ARMSTRONG'S QUAKER RUGS, ARMSTRONG'S ASPHALT TILE, AND ARMSTRONG'S LINOWALL*



P is for Pastry

Creamy, delicious food. But like so many of the foods we eat today, it's soft food—no chewing to it. No work for lazy gums. Little exercise to help keep gums firm. Yet strong, healthy gums are so important in safeguarding sound teeth, a bright, sparkling smile.



D is for Dentist

The man to see if your tooth brush "shows pink." Let him decide if it's just a case of sensitive, underworked gums—calling for "the helpful stimulation of Ipana and massage." (7 out of 10 dentists recommend gum massage, nationwide survey shows.)

T is for Ipana

The tooth paste specially designed, not only to clean teeth thoroughly—but, with gentle massage, to stimulate gums to healthier firmness. (Dentists themselves prefer Ipana for their own personal use 2 to 1, according to a national survey.)

Product of Bristol-Myers

S is for Sparkle

Which your smile should always have. Start now to clean your teeth with Ipana and, each time, gently massage a little extra Ipana onto your gums. See how quickly Ipana and massage come to the aid of sounder gums, brighter teeth . . . a lovelier, more gleaming smile.

Wake up lazy gums with Ipana and massage

Give your music this glorious new voice!

IT WILL BE a glorious day—that day you first sit at a Hammond Organ and start expressing yourself in music's most glorious voice.

You'll hear the mellow notes of woodwinds, the boldness of brasses, the tender sigh of strings lending richness and color to any piece you play. You'll range, with ease, from hushed whispers of infinite beauty to thrilling fortissimos.

Whether you're an accomplished musician or a novice—whether you prefer classical or popular music—you'll discover within yourself musical depths no other instrument has the resources to release.

And the vast range of tone and wealth of color of the Hammond Organ do *more* than glorify your music. They *encourage* you to play. For you can render any passage in so many different ways that you're constantly *inspired* to continue—to explore—to lose yourself in endless hours of musical enjoyment.

THE HAMMOND ORGAN has been bringing enjoyment to the homes of thousands of music lovers for many years. It produces all its tones electrically and it can't get out of tune. It is hardly larger than a spinet piano, and is easily moved. It has long been used and acclaimed by the world's most eminent musicians. If you would like complete information—if you would like to *see*, *hear* and *play* the Hammond Organ, without obligation, mail the coupon today.

HAMMOND ORGAN

MUSIC'S MOST GLORIOUS VOICE

Hammond Instrument Co., 2941 N. Western Av., Chicago 18, Ill.

Without obligation, send full details and address of nearest Hammond Organ dealer to:

Name

Address

City P. O. Zone State

© 1947

CONTENTS

JULY, 1947 **Vol. XXXVIII, No. 2**

Cover: Photograph by F. M. Demarest See page 30

Arts and Crafts

The Sampler—First Record of Design . *Anne Wood Murray* 25
Patterns 27

Children

A Penny's Worth . . . . . *Inez Rice* 19
Water Sprites . . . . . *Charles Sawin* 24
When You Take Baby to the Beach . *Lester F. Miles, M.D.* 70

Decorating

An Old Red Barn Becomes a Home . *Ethel McCall Head* 22
The House that Music Built . . . . . *Kay Campbell* 28
A Camellia for Jane . . *Mary E. Monze and James M. Wiley* 30

Gardening

If You've Planned Right—Here's How You Can Garden in July *William H. Clark* 21
Garden Games . . . . . *Mary Ann White* 33
"Can We Make a Garden on a Sidehill Lot?" . . . . . *Harold Wallis Steck* 34
Even without a House We're Enjoying Our Home . *Helen Falk* 65
A Garden—Bathing House . . . . *Harold Wallis Steck* 68

Homes and Maintenance

It's Smart to Insulate . . . . . *William W. Atkin* 36
5 American Homes 39
Home of Mr. and Mrs. Robert Warner . . *Ethel M. Eaton* 39
High on a Sand Dune
Home of Dr. and Mrs. Harry Blair . *William J. Hennessey* 42
Wild Goose on the Wing
Home of Mr. and Mrs. Robert J. Flaherty . . . . . *Frances H. Flaherty* 43
Family Project—in the Sun
Home of Mr. and Mrs. Henry Mayers . *Ethel McCall Head* 46
A Place to Play—and Swim
Home of Mr. and Mrs. William McKenzie . . . . . *Ethel McCall Head* 54
Earth Blocks by "Puddling" . . . . *Anthony F. Merrill* 56

Food, Parties, Housekeeping

When Day Is Done . . . . . *Esther Foley* 74
Too Many Carrots? 78
Recipes 78, 80
California Cookery . . . . . *Helen Houston Boileau* 79
Pretty Toppings . . . . . *Marie Peters* 82
Look . . . It's New . . . . . *Esther Foley* 83
Hobbyhorse Party . . . . . *Dorothy M. Clarke* 86
Dishwashing Is Easy . . . . . *Edith Ramsay* 91
Portal-to-Portal Efficiency . . . . . *Blanche Nelson* 93
What's New—What's Coming 97

Inspirational

Proudly We Announce 14
New Books 16
Are You a Sunday Failure? . . . . *Bernice Herman* 20

MRS. JEAN AUSTIN, EDITOR

MARION M. MAYER, Managing Editor E. L. D. SEYMOUR, Horticultural Editor
WILLIAM J. HENNESSEY, Architectural and Building Research Editor
MARY E. MONZE and JAMES M. WILEY, Decoration Editors
ESTHER FOLEY, Food and Nutrition Editor EDITH RAMSAY, Home Equipment Editor
GERTRUDE BRASSARD, Party Editor VELMA LUND, Arts and Crafts Editor
WILLIAM H. GROVE, Art Editor RUTH W. LEE, Midwestern Correspondent
KAY CAMPBELL, Western Correspondent

THE AMERICAN HOME, July, 1947. Vol. XXXVIII, No. 2. Published monthly by The American Home Magazine Corporation, 444 Madison Ave., New York, N. Y. W. H. Eaton, President-Treasurer; Jean Austin, Vice-President-Secretary. Executive, Editorial and Advertising headquarters, 444 Madison Avenue, New York 22. Subscription Department, 55 Fifth Avenue, N. Y. 3.

Copyright, 1947 by The American Home Magazine Corporation. All rights reserved.

Title registered in U. S. Patent Office. Subscription price in United States and Canada, $1.50 a year; two years, $2.50; three years, $3.00. Foreign postage, $1.00 per year extra. Entered as second class matter December 31, 1935, at the post office at New York, N. Y., under act of Congress March 3, 1879.

"I guess I surprised everybody!"

1.

Even my best friends were surprised to find themselves being bridesmaids for me. (Me—the least-domestic soul in our crowd!) And they were further flabbergasted to find I'd been hoarding a hope chest, complete to the last lovely Cannon Percale Sheet!

2.

Peg, my matron of honor, turned downright green. "Percale!" she said. "That's starting off in style! Gals, *feel* these luscious things. Smooth, soft . . . mmmm! Maybe for my millionth anniversary, I'll be able to afford dreamy percale sheets like these!"

3.

It was too good to keep. "Ladies, I have news," I said. "These, notice, are *Cannon* Percale Sheets—they cost only a little more than best-grade muslins. It didn't take much extra cash to make all my sheets Cannon Percales—good for *years* of luxurious sleeping!"

4.

Peg looked impressed. "Want *more?*" I grinned. "I might add that these Cannon Percales are so fine-woven they have 180 threads to the square inch—25% more than best-grade muslins! And so light weight, for easier bed-making and laundering! Tips for you, Peg—and for the next-to-be-married gal who catches my bouquet!"

CANNON

Cannon Percale Sheets

Cannon Towels • Stockings • Blankets ★ CANNON MILLS, INC., NEW YORK 13, N.Y.

P.S. Another real Cannon value: Cannon Muslin Sheets, woven of sturdy American cotton, well-constructed, long-wearing.

Copr. 1947, Cannon Mills, Inc.

BUT- BOTH insist on concealed telephone wires

She must have her full-length mirror. *He* is more interested in finding the elusive whisker. But *both* will want concealed telephone wires in the home they're planning to build.

You too can make sure that the telephone wires will be out of sight in the home you build. Just mark convenient locations for telephone outlets in your home plans. Then tell your builder to install telephone conduit within the walls, leading to these outlets. The extra cost is small when installed while the house is being built.

Your Bell Telephone Company will be glad to help you plan for complete built-in telephone wiring facilities. Just call your Telephone Business Office and ask for "Architects and Builders Service."

BELL TELEPHONE SYSTEM

CONTRIBUTORS

• • • **ANNE WOOD MURRAY** has been collecting American antiques and doing historical research in connection with them for the past seventeen years. Her home in Georgetown, D.C., was built in 1820, and she has restored it and furnished it with the old cherry, mahogany, and maple which belong to that period. She has helped to decorate several other old houses, and has assisted in assembling several collections of glass and old china. Always interested in writing, (her first attempt was made at the age of six) she has done research, and assisted in preparing many articles and two books on American antiques. She has made an intensive study of American samplers, designing several. "The Sampler" is on page 25.

• • • **FRED GUND** was born and raised in Nebraska, and was graduated from the University of Nebraska with a major in the mathematics of life insurance. He came to New York in 1939 to study photography, and freelanced until March, 1941, when he entered the Army. He served for five years, commanding a photographic company, in Ireland, France, Belgium, Germany, Manila, and Okinawa. He is married, and has a two-year-old daughter who has become an enthusiastic "house scout"—pointing out to him every house they happen to drive past. He resumed his free-lance photographing in January, 1946. Some of his work may be seen in "Wild Goose on the Wing," on page 43.

• • • **BERNICE HERMAN** says she's been writing all her life, and she can prove it. She started with school themes, then letters home; next came grocery lists, feeding formulas, checks and, finally, manuscripts. She has written for newspapers and several national magazines. She does her writing at home, where her children provide both inspiration and hindrance, a situation neatly mirrored in, "Are You a Sunday Failure?" page 20.

Imagine— Delivery Now!



This Lower-Cost Gas-Fired Furnace in one Simple Package

IMAGINE the economy—any thrifty home owner can buy this low-cost Fraser Gravity Gas Furnace—and there's no waiting. You get immediate delivery. Easy to install, economical to operate, no moving parts to wear out.

IMAGINE the luxury of gas heat—clean, freshly warmed air through every room. Fraser's handsome cabinet—so compact it fits in a space no bigger than a furnace closet—contains a carefully engineered heating element sealed in airtight. No soot. No fumes. No noise.

IMAGINE the convenience—you get completely automatic heat—uniform, around-the-clock comfort—with a living room thermostat control (at slight additional cost). Get all the facts about Fraser from your local heating dealer, or mail this coupon today.

Guaranteed by Good Housekeeping

Heat with Fraser

Tested and approved by the AMERICAN GAS ASSOCIATION

FRASER, Dept. F-1A
570 Lexington Avenue,
New York 22, N. Y.

Please send me FREE literature on the Fraser Gravity Gas Furnace.

Name _____

Address _____

City _____ **State** _____

If!

Some day soon, you'll have all those things you have been planning and waiting for . . . a new vacuum, laundry, kitchen, car, home . . . *if* all goes well

Mark that word "if" *well.* It can be mighty big and important. Experience has taught us all that the best of plans can be suddenly scrapped by just the cost of an accident.

A broken arm . . . there goes your new vacuum. A fractured hip . . . there's the cost of your new laundry or kitchen or car. And just think of the family loss when a man is *permanently* injured and can't work or earn again.

There's only one sensible answer . . . a simple way to enjoy freedom from worry over such financial losses. That answer is Personal Accident Insurance . . . *a complete plan* . . . one that covers a man's income plus medical, surgical and hospital expenses for himself, his wife and children.

Talk this over today with *The Man with the Plan,* your local Employers' Group Agent.

When you buy fire and casualty insurance you get more than just a Policy that "pays off" only in cases of misfortune. You get *Freedom from Worry over Financial Loss* . . . a comfort that is yours the minute the insurance is bought. With a complete insurance plan, you can budget your income and look to the future without worry over serious financial reverses caused by any insurable hazard.

THE EMPLOYERS' GROUP MAN IS THE MAN WITH THE PLAN

The Employers' Group

SURETYSHIP • INSURANCE

Fidelity, Surety, Fire, Inland Marine, Casualty, Aircraft

THE EMPLOYERS' LIABILITY ASSURANCE CORP., LTD.
THE EMPLOYERS' FIRE INSURANCE CO.
AMERICAN EMPLOYERS' INSURANCE CO.

One Liberty Square, Boston 7, Mass.

A great name

GENERAL MOTORS

A quality product

DELCO-HEAT

★

The finest in automatic equipment for better home heating and dependable heating service



General Motors Delco-Heat equipment is made for new homes and old homes of all types. A complete line . . . for oil, coal or gas . . . for steam, hot water and warm air. Look for the name of the nearest Delco-Heat dealer in your classified telephone directory. See him today. Write for free descriptive literature. Delco Appliance Division, General Motors Corporation, Rochester 1, N. Y.

GENERAL MOTORS
DELCO-HEAT

Delco Appliance Division also makes Delco Electric Water Systems and Delco-Light Power Plants

CONTRIBUTORS

• • • **DOROTHY M. CLARKE** describes herself as a redhead whose mind is usually buzzing with ideas on "how-to-do" and "how-to-make" things rather than on her housework. Her husband is a teacher, and she has three children. She began her writing career with an article in THE AMERICAN HOME seven years ago, and since then has become a regular contributor to several magazines. She is a graduate of Oberlin College, has taught arts and handicrafts to school children, Girl Reserve, and Girl Scout groups, and her hobby is water-color painting. She puts some of her "how-to-do" ideas into the "Hobbyhorse Party," on page 86.

• • • **ANNE HOMER WARNER,** daughter of the former Metropolitan Opera star, Madame Louise Homer, is a successful author, having contributed stories to many of the national magazines. Her husband, Robert Warner, is a writer in the nonfiction field. During the war he served with the O.S.S. in the China-Burma-India area. "Quarry House," their New England home, appears on page 39 of this issue.

• • • **WILLIAM H. CLARK** learned to garden the hard way—on a New England farm. After Harvard, he deserted the soil to become a newspaper reporter and editor, but he did not escape for long. Now, he is back at gardening as an iris and delphinium enthusiast, and as editor of *Horticulture,* the magazine of the Massachusetts Horticulture Society. He has written articles on agricultural and gardening subjects for newspapers and magazines, and is the author of fourteen books. A recent one is *The History of American Agriculture.* He is active in horticultural public relations work, and has been associated with the Boston Spring Flower Show for the past fifteen years. He says: "If you've planned right, here's how you can garden in July." See page 21.

HOT WATER GALORE...



And the grand part is—you don't have to have gas or electric connections to enjoy it!

This new Duo-Therm Water Heater burns *cheap fuel oil,* available everywhere. And keeps the hot water coming without a let-up, whenever you turn the faucet!

Think of running two and three hot rinses in the clothes washer . . . one bath after another for the children . . . and having scads of hot dish suds, day or night! *All for less than 4 cents a day,* for the average size family!

SEND THE COUPON NOW—and look over the four new and beautiful Duo-Therm models. See how their trim lines harmonize with any kitchen, utility room or basement.

Tens of thousands of users say . . .

IN WATER HEATERS—IT'S

DUO-THERM

America's Largest Manufacturer of Fuel Oil Heating Appliances

© 1947, Motor Wheel Corp.

DUO-THERM Division of Motor Wheel Corp.
Dept. AH-W6, Lansing 3, Michigan

I would like to know more about ☐ Duo-Therm Water Heaters; ☐ Duo-Therm Home Heaters. (Check one or both.) Please print.

Name .....

Address .....

City ..... P. O. Zone .....

County ..... State .....



Start Living This Summer!

One of the many interesting variations of the home pictured at the left, is this five-room house.

And here is a side elevation of the attractive four-room home.

General Plywood Homes are obtainable in four, five and six room designs, with numerous variations and style treatments.

You Can — In Your New "General Plywood" Home!

Individualized, Conventional Homes by General Plywood Are Permanent Homes . . . Yet Can Be Completed in Two Weeks!

Beautiful to *see* . . . grand to *live in* . . . built to serve a lifetime . . . and *YOURS!* Ready for you to *move in within two weeks!* General Plywood's Homes—the *conventional,* pre-cut and packaged homes shown here—make it possible for you to buy and complete your home *now,* so you and your family can *start living this summer!*

A Home that's Styled for YOU!

With General Plywood's Homes, you know the price before construction starts. There are no "ifs" about your costs. Every Home is built from a workable, liveable *Master Plan.* Styled and priced according to your pocketbook. For instance, as your family grows, additional standard rooms can always be added to the basic four-room model. Not only can you choose the *size* of home you want—4, 5 or 6 rooms; with or without garage;—you can actually have it altered in dozens of different and interesting ways to suit your needs!

America's Lowest Priced Quality Home!

No other home of comparable quality is being offered at such a reasonable price today. Materials are the best. General Plywood goes from the tree to the finished home. There is only one profit. Savings of factory pre-cutting and assembly, combined with the best features of a conventionally built home, give economies *not* available in *ordinary* home-building. And you reap the benefit . . . in savings that can help you furnish your home as you want it!

Talk to your builder or contractor about the General Plywood Homes right away. Send for the new catalog of General Plywood Homes today. Mail coupon below and 10c in coin to cover handling and mailing.

ALL CONSTRUCTION DETAILS OF GENERAL PLYWOOD HOMES APPROVED BY FHA AND OTHER FEDERAL AGENCIES.

SEND 10c FOR THIS NEW BOOK!

General Plywood Corp., Dept. AH7, Louisville 12, Ky.
Please RUSH your new book "General Plywood Homes." I enclose ten cents to cover handling and mailing.

Name.....

Address.....

City.....*County*.....*State*.....

GENERAL PLYWOOD
CORPORATION
LOUISVILLE 12, KENTUCKY



WEST COAST WOODS FOR EVERY HOME...

THE majority of America's favorite home styles call for wood construction. Most architects use wood to give best expression to the beauty and the atmosphere of hospitality which mark the American home as a center of gracious living.

Wood is warm and inviting—warm to the touch, warm to the eye. It's friendly to live with. Sturdy framing, siding, doors, interior trim and wall panels of wood provide the pleasing qualities that people admire in a home.

On the practical side wood is incomparable. It is long-lived. Fine homes, as old as the nation, are still in use. Additions and alterations are made easily. Color schemes can be changed at will. Wood construction is *economical*—lumber for a modern 6-room, all-wood home, usually represents less than 20% of the total cost.

It will pay you well to plan for a beautiful home of West Coast Woods. West Coast forests grow trees that produce lumber ranking among the finest of building woods. This great timber stand is so large its ready-for-harvest trees could rebuild every house in America. Timber is a "crop"—America has a permanent lumber supply.

Consult with your retail lumber dealer *now* for sound building information.

IT'S SMART TO BUILD WITH

WEST COAST WOODS

Douglas Fir • West Coast Hemlock • Western Red Cedar • Sitka Spruce

E. Kroeger

• • • **ANTHONY F. MERRILL** has been a free-lance newspaper and magazine correspondent in Washington, D. C., for the past twelve years. He became interested in low-cost housing problems and ways to alleviate the housing situation before the war, and wrote an article on rammed-earth houses, as one solution to the problem, for THE AMERICAN HOME of September, 1943. In January, 1947, Harper and Brothers published his book, *The Rammed Earth House*. His latest article on his favorite subject is, "Earth Blocks by 'Puddling'," page 56. His hobbies include color photography, the theater, public recreation, camping, conservation. He served in the Army Air Forces, and is now attending the London School of Economics.

• • • **INEZ RICE** describes her family as consisting of "two beautiful but puzzling daughters, and one small and intriguing son." Her husband is an engineer. She was graduated from Oregon State College. She likes to write, but, since she can only work when she's alone, she doesn't get a lot of it done. She says that children "bring back" parents to an understanding of the basic values in life, just as much as parents "bring up" children. And, being brought back can be quite delightful, as in "A Penny's Worth," page 19.

• • • **CHARLES L. SAWIN** worked his way through college by teaching swimming. Later, he specialized in racing, then took up coaching; his teams won numerous national outdoor swimming championships. In 1939, he also started writing sports articles, free lance, for magazines. Then, as he observed the work of the photographers who were sent out to get the illustrations for his material, Sawin became interested in that phase, and since 1941, he has been illustrating his own articles. His specialty is color photography. He thinks that "Water Sprites," page 24, can be a help to parents in teaching children to swim through play.



MORAL:



Amazing New Radiant Heating

RADIANT PANEL REPLACES BASEBOARD

. . . IS PRACTICALLY INVISIBLE

You will scarcely notice this Baseboard Radiant Panel, yet it's right in front of your eyes! It's American-Standard's latest development in home heating. Only 8" high, it fits snugly against the wall, looks exactly like the baseboard—and can be painted any color to match the wood trim.

Decorator's dream. Nothing to interfere with drapes or decorations. This Baseboard Radiant Panel gives you full use of every foot of wall and floor space. Permits complete freedom in furniture arrangement.

No cold spots. From floor to ceiling, the new Baseboard Radiant Panel provides sun-like warmth throughout the room.

Write for *more information about this amazing new Baseboard Radiant Panel Heating. And also ask for our new Home Book. It illustrates and describes American-Standard Heating Equipment and Plumbing Fixtures. Sold through Wholesale Distributors to your Heating and Plumbing Contractor. Easy time payments for remodeling.* **American Radiator & Standard Sanitary Corporation,** *Dept. A77, Pittsburgh 30, Pa.*

Look for this AMERICAN-Standard HEATING-PLUMBING *Mark of Merit*

AMERICAN-Standard

HEATING PLUMBING

Serving the Nations' Health and Comfort

MADE BY THE MAKERS OF "DUTCH BOY" WHITE LEAD

It's New... It's Blended to Stay Bright... It's the New "Dutch Boy" BLENDED Paint!

In Colors or White... It's Blended Just Right... To Stay Beauty-Bright

The news has been leaking out...but now the lid is off! The "Dutch Boy" announces *"Blended" Paint.*

It's a completely new line... in *colors and white.*

It's an entirely new kind of "Dutch Boy" House Paint... *Blended* just right to stay beauty-bright. Blended by the master hand of the "Dutch Boy," with all his years of experience in protecting America's homes with fine paint. Blended of exactly the right ingredients to put a sparkling smile of beauty on the face of your home and keep it there.

3 Different Blends for 3 Different Jobs...

Why is the new "Dutch Boy" Paint blended?

Because three different types of service are required of house paint. And blending gives you three different types of paint, specially designed for maximum beauty-life in each.

The new "Dutch Boy" Blended Paint brings you these three kinds of paint at their blended best:

1. Dazzling *White*, blended to clean itself and stay white.
2. Sparkling *Tints*, blended to stay fresh and true.
3. Gay *Trim Colors*, blended to keep their gloss and cheery brightness.

Each is specially blended to do its job—blended of the right combination of the right ingredients to stand *up* in beauty after it is on, just as it stands *out* in beauty when you put it on.

Born of more than 30 years of weather testing with all types of house paint... the longest continuous outdoor paint testing project of its kind... these new "Dutch Boy" Blended Paints are blended to go on easy and stay on long. Blended to prove that, in colors as well as white, "Dutch Boy" is *"Good Paint's Other Name."*

1. Blended for Self-Cleaning White that Stays White: "Dutch Boy" Bright White covers amazingly well and gives a dazzling white exterior finish that stays white because the surface continually renews itself—permits rain to wash away dirt.

2. Blended for Crisp Tints that Stay Beautiful: "Dutch Boy" Tints retain their fresh, sparkling look because they are specially blended to assure lasting color and uniformity.

3. Blended for Gay Trim Colors that Stay Bright: "Dutch Boy" Sash and Trim Colors stay bright and colorful because they are blended to hold their gloss—blended for color permanence. Ideal not only for shutters and trim, but also for lawn furniture.

Special "Dutch Boy" Blended Primer: An undercoat of exceptional sealing and hiding power that holds fast. When used under a finish coat of "Dutch Boy" Bright White or Tints, you get an outstanding two-coat paint job, even on unpainted wood.

The "Dutch Boy" Shows His Colors at Your Dealer's

Picture your home in the "Dutch Boy's" beautiful new blended paints. Preview your color scheme from this handy, miniature-house display at your "Dutch Boy" Dealer's. Choose from smart combinations of brilliant white, lovely tints, bright sash and trim colors.

FREE *Color-Scheme Booklet!*

Over 40 full-color illustrations show you how to style your home for lasting beauty with the new "Dutch Boy" Blended Paint. For your free copy, address Dept. 20, care of the nearest office listed at right.

Mail Coupon Today

National Lead Company, Dept. 20 (Address nearest branch)
New York 6; Buffalo 3; Chicago 8; Cincinnati 3; Cleveland 13; St. Louis 1; San Francisco 10; Boston 6 (National Lead Co. of Mass.); Philadelphia 7 (John T. Lewis & Bros. Co.); Pittsburgh 30 (National Lead Co. of Pa.).

Please send me a free copy of your new color-illustrated booklet: "Blended" Beauty for Your Home.

Name_____

Address_____

City_____ Zone_____ State_____

CINNAMON APPLE

Dessert salad served with

Real Mayonnaise

A REAL TREAT

CINNAMON APPLE DESSERT SALAD

6 tart red apples
1 cup white corn sirup
½ cup sugar
2 sticks cinnamon and red food color or ¼ cup red cinnamon candy
1½ tbsp. plain gelatine
2 cups cottage cheese
1 cup celery, chopped
¼ cup nuts, chopped
½ cup Best Foods (or Hellmann's) *Real* Mayonnaise
Salad greens

EASY DIRECTIONS

Slice cored apples crosswise ¼ inch thick. Cook until tender in red sirup made of corn sirup, sugar, cup of water, and cinnamon sticks or candy. Arrange 2 layers apple slices in bottom of mold rinsed in cold water. Soak gelatine in 6 tbsp. water and dissolve ⅔ of it in hot red sirup; add water to sirup to make 1¼ cups. Cover apple slices and chill. Add rest of sirup and apple slices, cut-up, to cottage cheese. Add celery, nuts, *Real* Mayonnaise and rest of gelatine dissolved over hot water. Mix and place on top of apples and chill until firm. Unmold onto salad greens and serve with lots of *Real* Mayonnaise.

Nothing matches the flavor of Best Foods (or Hellmann's) *Real* Mayonnaise, so rich, so smooth, so satisfying.

Wise Woman!

Wise, indeed, is the woman who uses Best Foods (or Hellmann's) *Real* Mayonnaise. Being *real mayonnaise* —not "salad dressing"—this famous product contains no starchy filler. It's *pure* mayonnaise — *all* mayonnaise ... *double*-whipped for extra smoothness. Even when thinned with milk or fruit juice, it's *still* creamy-rich—*still* full of flavor. In salads, soups, as a spread, or as a sauce for hot vegetables, *Real* Mayonnaise adds that certain something that makes folks say, "I like *home* cooking the best."

Proudly We Announce—

EVIDENTLY THE AMERICAN HOME hasn't lost its skill at picking winners. And when we say winners—we mean just that! In selecting the best house built during 1946, judges in the architectural magazine *Progressive Architecture's* competition felt that two houses were of equal quality, and so awarded two first prizes. And here's where we do a little strutting—both houses had already appeared in THE AMERICAN HOME.

One of these winners, the Production Line house, designed by Kenneth N. Lind, appeared in our February issue, while the Gordon Drake residence was our cover house for March. The judges felt that the Lind house was outstanding, because it provides an answer to the present housing problem in the Southwestern states. They liked the Drake design because it definitely proves that a livable house can be built at reasonable cost.

Judges were William W. Wurster, architect and Dean of the School of Architecture at M.I.T.; Eliel Saarinen, architect; Dr. C. E. A. Winslow, chairman New Haven Housing Authority; Fred N. Severud, engineer; Thomas H. Creighton, editor of *Progressive Architecture,* Kenneth Reid, architectural book editor, and Morris Ketchum Jr., architect.

Especially commended by jury for its economical structure, Kenneth N. Lind mass-produced house costs about $3500

Using veteran labor only, Gordon Drake constructed home with terrace, lily pool, and built-ins for $4500

Ensemble with a modern air!

NESCO decorated ware!

IT'S amazing how this charming Nesco "Petite" ensemble helps transform a hum-drum kitchen into cheerful, sanitary "home-making headquarters" for you.

It's a step-saver, too, because it keeps often-used staples handily in place. In addition to the containers shown above, there's a step-on garbage can, a soap flake holder, dust pans and waste baskets . . . all finished in the same charming pattern (red and silver on white) that harmonizes with any kitchen.

Nesco decorated ware is quality-built and remarkably easy to clean. Get a complete set at your dealer's today!

Nesco products include electric roasters, oil ranges and heaters, decorated kitchen containers, galvanized ware, enameled ware and tinware. Look for the Nesco label on housewares.

NESCO

NATIONAL ENAMELING AND STAMPING CO.
World's Largest Manufacturer of Housewares
270 North 12th St., Milwaukee 1, Wisconsin

CHECK FOR YOURSELF...ONLY SERVEL FREEZES WITH

No Noise! No Wear!

IMAGINE a modern automatic refrigerator that freezes with no moving parts at all! No machinery, valves, pistons or pumps to cause noise or wear! It's a wonderfully different, simpler refrigerator—the famous Servel Gas Refrigerator.

Two million families enjoy Servels today (some have had 'em 20 years!). Ask any of them. They'll tell you—"Pick Servel. It stays silent, lasts longer."

New and finer for 1947, the famous Servel Gas Refrigerator brings you every new food-storage convenience, too. See what a beauty it is! How its extra roominess can cut your marketing trips! For frozen foods, for fresh foods, you'll find your best refrigerator investment is a permanently silent, longer-lasting Servel Gas Refrigerator.

Look . . . New Conveniences!

- ✓ Big Frozen Food Compartment
- ✓ Plenty of ice cubes in trigger-release trays
- ✓ Moist cold *and* dry cold
- ✓ Convenient Servel meat storage tray
- ✓ Two dew-action vegetable fresheners
- ✓ Plenty of tall bottle space
- ✓ Convenient egg-holder
- ✓ Clear-across shelves for extra roominess
- ✓ Shelves adjustable to eleven different positions
- ✓ Plastic Coated shelves (for easy cleaning, stay rust-free, scratch-free.)

plus

- ✓ No moving parts in freezing system to wear or need repair
- ✓ Permanent silence



STAYS SILENT . . . LASTS LONGER

Servel

The GAS Refrigerator

Your Gas Company and neighborhood dealer *have the new Servel. (For farm and country homes, Servel runs on Bottled Gas—Tank Gas—Kerosene.) Write Servel, Inc., Evansville 20, Ind., or in Canada, Servel, Ltd., 457 King St. W., Toronto 1, Ont.*

Look for this patented safety-bottom. It's a Briggs exclusive!

"MILLION DOLLAR" BATH FOR AN $8000 HOME . . .

You *can* have a bathroom that's high-style . . . even with today's high building costs. A little imagination—mixed with paint, tile and leftover lumber—is the secret! As for fixtures . . . it's no secret at all that *Briggs Beautyware is the best for anybody's money.* Thanks to Briggs' exclusive porcelain-enameled *steel construction,* even the most modest bath can look "custom-made." And that's not all. For all Briggs' Beautyware fixtures are stainproof—*unbelievably* easy to clean! See your local plumbing dealer or send for free booklet. It's full of "million dollar" ideas for your Briggs Beautyware bathroom! Briggs Manufacturing Company, 3009-G Miller Avenue, Detroit 11, Mich.

BRIGGS *Beautyware*

new books:

The Cordon Bleu Cook Book by Mrs. Dione Lucas. (Little, Brown and Co.). Price, $3.00 . . . A Blue Ribbon achievement by the originator of the Cordon Bleu Restaurant and Cooking School in New York. Containing information on the preparation of sophisticated food, the recipes are clearly written, but many are complicated, and only the most experienced cooks could follow them with insured results. There are some fine chapters on fish, meat, and desserts, and a glossary of cooking terms to enlighten both the cook and the epicure.

Painting in the U.S.A., by Alan D. Gruskin. (Doubleday and Co.) Price, $7.50 . . . In 142 illustrations, 63 in color, the author gives an overall view of contemporary painting in America, and the history of the growth of American painting, its artists' handicaps and aims, its outstanding art movements. Described are such oddities as the old floating gallery which brought art to the people as it went up and down the Mississippi, and Banvard's three-mile panorama of the river on canvas.

The Illustrated Encyclopedia of American Birds by Leon Augustus Hausman. *The Illustrated Encyclopedia of American Wild Flowers* by Ethel Hinckley Hausman. (Garden City Publishing Co.) Price of each, $2.49 . . . Both these 540-page books aim to give beginners a lot of information, and a quick, easy way to identify common birds and wild flowers. Both hit the first target, but as to the second, the bird book is by far the more successful. A detailed diagram of "bird topography" introduces a 46-page group identification key based on habitats and easily noted characteristics; then comes an alphabetical, descriptive list of 1422 species and subspecies and the 75 families to which they belong. Abundant line sketches and 17 Fuertes paintings, reproduced in full color, effectively supplement the practical text. Mrs. Hausman uses much the same system but, as applied to plant identification, it doesn't seem to us to work out well. Her 60-page "guide to the flower families," presented to give a rough, preliminary identification, follows no apparent order, and each family description is illustrated by only one or two type plants. There is a good glossary, 16 full-page color plates.

Correction: We have been informed of a change of price of *The Complete Book of Crochet* by Elizabeth L. Mathieson (The World Publishing Co.), reviewed in our March issue. Correct price is $2.95.

Sorry, we cannot purchase these books for you. They may be obtained through your bookstore.

More Comfort in Every Corner of the Room . . .

This **FIREPLACE**

Actually Circulates Heat

The Heatilator Fireplace draws cool air from the floor, heats it, and returns it to far corners, even into adjoining rooms. Spring and fall, when it's too warm with the furnace going, the Heatilator fireplace drives chill from the house, saves weeks of wasteful furnace fires. Proved for more than 20 years in homes and camps all over America.

WILL NOT SMOKE

The Heatilator is a steel form around which masonry for any style of fireplace is easily laid. Assures correct construction, eliminating faults that commonly cause smoking. Adds but little to the cost of the fireplace. Ask your building material dealer, or write for illustrated folder.



HEATILATOR, Inc.
127 E. Brighton Ave.
Syracuse 5, N. Y.

HEATILATOR Fireplace

How easy...to have Odorless Freshness

Sani-Flush takes care of one chore faster, surer, easier. You just sprinkle it. And real, odorless freshness is achieved because Sani-Flush cleans and disinfects the toilet bowl thoroughly. It works chemically. Germ-laden stains and film are removed. There's no work . . . no messy scrubbing.

Won't harm septic tank action. Good in hard or soft water. Sold everywhere. Two handy sizes. The Hygienic Products Company, Canton 2, Ohio.

Sani-Flush

USE IT REGULARLY

Another WILLING WORKER in a big and growing family

When your washing machine has an unquenchable thirst . . . when there's always a chilled yelp from "last in" at the shower or tub . . . when other busy taps leave only a lukewarm bath for greasy dishes . . . *it's time to change to the new Bryant gas-fired water heater!*

Set the thermostat and there always is a full tank of hot water, just as hot as you desire. Economically too, for Bryant has the exclusive Link-Trap Baffle, plus an inside insulating blanket, putting *all* of the heat to work.

It's another willing worker in the growing family of famed Bryant heating equipment that brings comfort and convenience through most efficient use of the nation's most preferred fuel . . . the wonder flame of gas! See it in the showrooms of your local dealer—*today!*

Bryant Heater Company, *One of the Dresser Industries* . . . Cleveland, Ohio and Tyler, Texas . . . *Gas Heating Specialists since 1908.*

bryant

bryant

GAS HEATING

LET THE PUP BE FURNACE MAN

. . . and water boy, too!

WALL HEATERS

BOILERS

WINTER AIR CONDITIONERS

FLOOR FURNACES

SPACE HEATERS

CONVERSION BURNERS


WARM AIR FURNACES

Discovery... *Like a friend who wears well, the beautiful Chrysler keeps revealing traits of character you didn't discover at first. You'll find, for instance, that Chrysler's exclusive Full-flow oil filter cleanses every drop of oil constantly, makes your engine run smoother—and last longer . . . another example of the advanced engineering that makes the Chrysler so satisfying to own.*

the Beautiful Chrysler

WITH HYDRAULICALLY OPERATED TRANSMISSION AND gýrol FLUID DRIVE

From coast to coast, see a Chrysler-Plymouth dealer for finest service.



Drawings by M. H. E. Marsden

A Penny's Worth . . .

Inez Rice

He is busy spending his penny. He is buying a world. That is something one does only after careful thought. I must wait with patience. If he needs my advice, he will ask me. But I do not expect it.

Whatever he chooses from that candy case will have the charm and beauty of childhood dreams. But there is so terribly much from which to choose—trays and trays of choice morsels made especially to tempt a little boy.

My little boy is only four, and still very chubby. His blue-striped overalls fit him more tightly across the back than they were intended to. There is a round smudge on the glass before his face where he has breathed on it.

I must wait with fortitude, because there are other customers in the store—all grown-up and waiting, too.

"Decided yet, sonny?" The clerk's voice is pleasant, although there's just a hint of annoyance that my little boy should take so long to spend a mere penny. Naturally, he thinks only the young can be stupid. And yet, I feel my little boy is wiser, in some ways, than any other customer in the store. If all of us were as careful in our selections, how much happier we might be.

"I imagine he has a whole penny to spend," laughs a customer. To her, a penny is a trifle. She has forgotten just how much a penny actually can buy.

As yet, my little boy doesn't realize how insignificant a penny is. He thinks he has a fortune!

An old man standing by the door, calls cheerfully, "Take your time, boy." Perhaps only the very young and the very old know in what ways time is important.

Now his chubby fingers tap on the glass, a merry little tune. "I've decided! I've decided!"

The clerk starts wearily over to the case. He isn't a bit interested in the decision. Since it is only a penny decision, it is practically the lowest decision possible in any store. My curiosity pushes me a little closer to the case, I can feel the excitement in my little boy.

The other customers are glancing at my little boy impatiently. Of what significance is a little boy's purchase? If only they could remember!

His little forefinger is pressed hard against the glass, pointing through it and down to the jelly beans, the sugar-coated nuts, the Cellophane-wrapped caramels. Which is his choice? The clerk bends over pointing to each tray in turn. "This?" he questions three times, and three times my little boy shakes his head.

I am close to tears now. Perhaps a penny is nothing but a nuisance after all. We should never have tried to spend anything so insignificant.

"Then *what*?" The clerk is rearing up from behind the counter like some angry monster. But my little boy shows no fear. He is still pointing in the same direction.

"What in—in thunder—ation do you w-w-want?" stammers the clerk. His little mustache twitches vigorously.

"There," says my little boy, pressing ever harder with his forefinger. For a moment I tremble lest his finger go right on through. I stand on tiptoes that I may see.

The clerk is bending away over again. His face is very red. Below is a beautiful tray piled high with tiny red cinnamon candies, not much bigger than dots. They are not the biggest things in the case that his penny could buy, but they have the most color and flavor.

The clerk grabs a little spoon and scoops up a bright heap. "Hold out your hand." He speaks more pleasantly, because he knows we'll be leaving soon. My little boy eagerly extends his chubby hand. Into it fall the tiny red dots—or sparkling rubies—or exotic berries. His little fist closes slowly but tightly over them.

"The penny, if you can spare it." The touch of sarcasm in the clerk's voice doesn't bother my little boy. He is rich now, rich and happy! A perfect combination. In return, he drops his penny in the clerk's hand.

At once he turns to leave. Our mission is accomplished. Proudly, I follow him to the door. As we pass the old man, he pipes. "A wise choice, boy."

My little boy nods, and very solemnly offers him a dot of cinnamon candy. And solemnly, the old man takes it. He pops it into his mouth, winking at my little boy.

I realize it's all a matter of time. Next year it will take two pennies, or maybe five pennies to buy an equal amount of happiness for my little boy. Yet, as I follow him through the door, I am yearning to taste one of his candies. Why am I so eager for him to offer me one?

Are You a Sunday Failure?

Bernice Herman

SUNDAYS do not belong individually to ministers, choir singers, roast chicken, ice cream and cake. Sundays are family days, cherished days. Not times of work and bustle and frowns.

Are you a Sunday failure? Do you hate what your children and husband do to the house on Sundays? Are you maddened by newspapers on the floor, mud on the carpets, gravy on the tablecloth?

If so, you are fighting Sundays. You are dreading them instead of making them fine, lazy, rewarding days for friendship and love, for house slippers and beards, for books and music, for resting and for good talk.

Perhaps your husband does a Rip Van Winkle on Sundays. If he does, he is exhausted. Don't carry on. Close the blinds and let him snore. Perhaps he refuses to shave, unless cousin Ethelbert is coming for tea. *Let* Father look like a British sailor one day a week if he yearns for a barberless day.

Naturally, Sunday is somewhat grim for you. You have to be cook, manager and coach, chauffeur, and sometimes, referee. You have to supervise neck-washing and hair-combing for Sunday School, find the lost hat and the missing glove. You may have to hunt for spade and trowel, hammer and nails, if Pop has any Sunday beaver instincts.

Don't feel overtaxed and bogged down with Sundays, even if you are extra busy. Remember that marriage was your idea, even before Pop thought of it. And, you probably clamored for children. It's marriage and children that give Sunday those working hours of yours.

There are things you can do about Sundays. First of all, decide you are going to like them. Then plan for them.

Do all of your marketing on Saturdays, and part of your cooking. Don't arrange strenuous social activities for Sundays. Occasionally, you will need to have family dinners or go to them. But these can be planned sparingly.

Sundays should be a time when you and your family catch your breath and gather strength for the next week. In the first place, everyone will want to sleep a little late. They will want a leisurely breakfast, and a robust one. Husbands really love breakfasts more than they do blondes, and children need that breakfast they haven't time for during the week.

Make Sunday morning breakfasts festive and nourishing. Perhaps everyone in the family will hide behind a newspaper, reading their way through stacks of ambrosial pancakes. Perhaps they won't tell you how slick breakfast was, but they will know.

Manage to look pretty on Sundays, too. On no other day will your children and husband have as much time to look at you. A fresh house dress like the magazine ladies wear, and Pop will find you mighty pretty.

Don't cook too elaborate a dinner, and let the children help you with the dishes. It's not an easy-does-it business, of course, to get them behind dish towels, but children, as well as dogs, can be trained. Naturally, you cannot put down your dinner napkin and coffee cup with a yawn, go into the living room and stretch out on the couch to listen to the symphony, while the children do the dishes. That's fairy-story stuff. You have to supervise and participate. It's a woman's heritage.

Don't ever think you can get by with a two-meal Sunday. No matter how shrewdly you schedule two meals, you will be tricked. Between meals, your family will sneak snacks from the icebox and pantry, leaving wedges of slippery liver sausage on the clean linoleum floor, dropping powdered sugar from the doughnuts on the slip covers. Families go wild when you try to snatch a meal from them.

Picnics belong to children and flies, but your husband will tolerate an occasional picnic if you promise him fried chicken, deviled eggs, fudge cake, and an after-lunch baseball game. He loves to show off his pitching.

Sports of all kinds are Sunday saviors. Even a walk is desirable Sunday fare, and you don't need white spats and a swinging cane. Families can walk together, and enjoy companionship as well as the fresh air.

Naturally, you won't always be smiling Pollyanna, even if you train for Sundays. Lots of times you will have to force yourself to smile when you feel like frowning, praise when you want to scold, laugh when you want to cry. It's not easy. But remember, try and have fun instead of chicken every Sunday.

Photograph by W. F. Winter

William H. Clark

IF YOU'VE PLANNED RIGHT



Photograph by H. Armstrong Roberts

Here's How You Can Garden in July!

To put it another way, Do you want to cut your garden work in half? . . . I thought as much. Then take a tip, as we did, from the plants that outlive the ruined houses on abandoned farms. Now, we sit at ease on hot, humid summer days and enjoy our garden, while neighbors go right on sunburning their necks and noses and callousing their knees. Oh, of course, we do work at times. But it's mostly during the cool of spring and the freshness of fall. In summer, we have little to do.

How come? Well, the abandoned farms taught us that there are garden plants that will practically take care of themselves if you give them a chance. And, over the years, we have developed a garden of just such hardy plants. Also—and equally fundamental—we plan carefully. Yes, I know that's old advice. But have you ever noticed how few gardeners heed it, and how many gardens grow like most of our cities did, with much the same congestion and confusion?

A basic principle of good planning is to give every plant or clump plenty of room, so it can get the sun, air, and water it needs. Crowd them, and they steal from each other. Few prosper, and in weak, weary plants, insects and diseases find fertile fields for action. Well-spaced plants leave room for maintenance; you can care for them standing up, and do in an hour what it would take you all day, on your knees, in a crowded border. Sardines should be packed, not plants.

Another principle is to anticipate your garden's food requirements by putting them into the ground ahead of the plants. This, of course, means some hard work at the start. If the soil is very poor, replace it with good loam if you can. Work in humus (manure, if you can get it) and fertilizer so the plants can get what they want without your having to be constantly feeding them. And whenever you transplant or lift and divide clumps, prepare and enrich the ground well before resetting them. Another laborsaving device is knowledge. Find out in advance what conditions your plants are going to need, provide them, and stop fussing around all season trying to make up for basic deficiencies. Remember, for example, that you don't have to be constantly cultivating. Its main purpose is to get rid of weeds, so rid the ground of such things as witch grass before you plant and, thereafter, rout out all newcomers while they're small, as soon as you see them. As to watering, the typical, evening suburbanite sprinkle is practically worthless. When your garden needs water, soak it thoroughly by letting the hose run freely, moving it occasionally—and relaxing between times.

A close second to good planning is simplicity. Decide what you want in your garden (and what you will take care of); plant enough to give a good effect as it becomes established; and then refuse to be tempted by any well-intentioned neighbors bearing gifts (of material they cannot use). Go further. Remember that, desirable and valuable as a lawn is, it is one of the most difficult of garden features to maintain in top-notch condition. So keep it small; make it carefully; build it up in the spring by feeding it well. A good lawn not only looks better, but is more easily cared for than a thin, weedy one. If you habitually sit in one part of it, don't be continually trying to cure or prevent the resulting bare spots. Instead, pave that portion of the lawn and forget it. In shady places, where grass never grows well anyway, put in a hardy, evergreen ground cover. Reduce the grass edges that need constant attention by planting flowering shrubs that droop gracefully down and hide them—and which, themselves, require a minimum of care.

Careful arrangement goes hand in hand with simplicity, for as you limit your material, you must see that the bloom is well distributed as to both location and season. This may take some rearranging until you get things just right. But, as we have proved in our garden, you can have some color somewhere from early crocus time until the last chrysanthemum is cut down by frost. Again, select your plant material for hardiness (to prevent ugly holes appearing every now and then), and for independence, so it will be happy with a minimum of attention. . . . And now, I'll list, as suggestions, a few plants that serve us well here, near Boston:

Shrubs: Lilacs; flowering crabs; hawthorns; Forsythia intermedia; Philadelphus (the old coronarius); Lonicera tartarica; flowering-quince; spireas; beautybush; snowberry; coralberry.

Bulbs: For spring, mainly trumpet and poeticus narcissus; lots of tulips (though about one-third go each year); crocuses, snowdrops, scillas, etc. For summer, gladiolus (tucked into borders and left there); lilies, henryi, regale, speciosum, canadense, candidum, superbum, umbellatum.

Annuals: Alyssum and cosmos from seed; calendulas, marigolds, petunias, snapdragons, and zinnias, mostly bought as plants. Not many, for —

Perennials are the backbone of our garden: Day-lilies; plantain-lily (Hosta); phlox; peonies (superior new kinds); and perhaps half a hundred others, including Oriental poppies, peach-leaved bellflower, yucca, beebalm, gypsophila, iris (bearded, Japanese, Siberian), heuchera, etc., etc.

An Old Red Barn

Becomes a Home . . .

Ethel McCall Head

WEARY of house hunting, the Jackson Leighters one day came upon a simple barn with good lines, tucked at the back of a pleasant piece of property some hundred and fifty feet back from the street! That barn, for all its sheds and stalls, did something to the Leighters.

It had an air! It was hidden by trees and shrubbery from the street. It had possibilities. They bought it. Not being of the school of thought that believes in streamlining an old building to remove every vestige of its origin, the Leighters were determined to keep the essential, rambling character of their abandoned barn. As a result, they let the plan of their house follow the original lines of stalls and tack rooms, and now they find the odd-shaped kitchen and living room have an interesting charm. While the house rambles, it is not large.

When the Leighters first purchased the place, they thought that, possibly in the future, they would build a new house on the front part of the property. But now that the barn has turned out so successfully, they want to stay put! The front section may be developed into a garden. And when one sees the board-and-batten red house with fresh white trim, spread under gnarled old pepper trees, then it is easy to understand why the Leighters have no further desire to move up front!

At the far west side of the property, a heavily planted driveway leads from the street back to a motor court. The bricked path widens to become a cool north terrace with benches and chairs grouped under the trees. A hedge divides a plot of grass and colorful shrubbery and flowers from the unused front portion of the land, so that the house seems to be really in the country.

A Dutch door gives direct entry to the living room where the west and north walls are opened by banks of windows. While the dining space is actually part of the living room, it gains a sense of separation by its angled walls, which are of knotty pine with natural finish as a contrast to the white boarding of the living room.

The whole house has a pleasant, woody feeling. The wide pine boards of the floor are left largely uncovered except for a few throw rugs and a large braided oval by the fireplace, and the living-dining room has an uncluttered spaciousness. Mrs. Leighter is a tiny creature, but her husband is well over six feet, and she felt the house should have a comfortable openness that would not induce in him an inclination to claustrophobia.

Mrs. Leighter did all the decorating and planning of the reconversion from barn to home. She was, as well, a free soul who felt there was no discrepancy in mixing with care good pieces of furniture of different periods and woods. A comfortable footstool, upholstered in material woven by John Kachel in 1838, is a good neighbor to the modern leather couch. While the dining table is of fruitwood, the chairs are old mahogany covered in a warm red fabric. From Pennsylvania came an old butter tub to be converted into a useful lamp table. Under the north windows a dough bench, used by the hardy women of Colonial days for breadmaking, has now become a table.

In the guest room, trim four-poster mahogany beds stand on either side of a Victorian night table on which is a gay 1890's lamp complete with red roses. Pink-and-blue chintz is used at the windows and for bedspread tops with flounces of unbleached

muslin below. Soft-pink vertical boarding is a pleasant wall material for contrast to the knotty pine floors and ceiling of the guest room.

The master bedroom goes all out Victorian with a huge bed, dresser, and a rocking chair that belonged to Mrs. Leighter's grandmother. The bold-patterned cabbage-rose chintz is a natural with the heavy furniture. A small area that did not seem to mean much was turned into a pleasant sitting room adjoining the bedrooms. Banks of windows look out to the garden, old pieces and new are carefully put together, and the result is charming.

One wing, at an angle, became the kitchen of the house, and this left an unlighted passageway which was turned into a combination pantry and breakfast room by the addition of a single window and a generous skylight. Here there is plenty of storage space for dishes and a colorful spot for quick meals. The skill with which odd pieces of furniture have been combined is well exhibited in this room, for the Queen Anne table, Pennsylvania Dutch chairs, and English prints are effective.

By respecting the innate good lines of the old building and adding the amenities of comfortable, informal living, this barn of another era has become a charming home for a modern young couple.

Beamed ceilings, pine walls, deep leather furniture, give a cozy, safe, secluded feeling to these rooms. Above, looking over one of the fireside wing chairs, you see the angled board wall of the dining room with the provincial table. Grandmother's old black-walnut bed, right, finds its complement in the cabbage-rose chintz. Below, right, a pleasant spot in the living room: a pine bench, crisscross curtains, and an old hooked rug

Photographs by Maynard L. Parker

Above, the living room: solid, masculine comfort, a cottage atmosphere. Walls are white-painted pine boards, upholstery is leather, except for the old quilt covering the giant footstool. A butter tub beside the wing chair holds a student lamp, reading and smoking accessories. A second bedroom, right, is livable, comfortable. Walls are pink painted boards

A sweet vista into the garden through the Dutch door. An old dough able, unbleached muslin curtains, and a rush chair have native charms

WATER SPRITES



Photographs by Charles Sawin & Associates

Charles Sawin

FRESH air, sunshine, and water—there is a combination that every child loves. My three-year-old son is no exception. When we began his swimming lessons, his five-year-old sister, Ginny, led the way. Children being natural imitators, Buddy, in a few weeks, was paddling happily about.

Learning to swim can be all play for a little tot, though an adult may find it an embarrassing ordeal packed with fear. A child is born without fear of the water, and should not be deprived of the fun of playing in it. Guided properly, such play will lead to an early swimming career, before fear is felt.

The first objective is to get the child to hold his breath. While some do this automatically, others will attempt to breathe under water. To prevent this, demonstrate how to hold the breath out of water—open your mouth wide, quickly inhale, then puff out your cheeks with mouth closed tightly. To help Buddy, we let him play with shells, first in the one-foot-deep baby pool where it was easy fun for him to pick them up off the bottom. After a few days, we made a game of his picking them up with his face under water. At this point, he began to hold his breath, and soon he was scattering the shells in deeper water and boldly ducking under to recover them, with no worry about water in his nose and mouth. Praise of such ducking efforts will lead to their being repeated.

Buddy's second step toward swimming was learning to float face downward while holding his breath. With sisterly demonstrations and some encouragement, he was soon doing it. Next, we talked about boats and engines while we taught him to kick while clinging to the edge of the pool. The scissors kick should be done with the legs fairly straight but not stiff, and the feet extended. When Buddy had learned to "kick like an engine," he tried it on a flutterboard, Ginny accompanying him on hers. . . . More play—but results, too.

With no fear of water, knowledge of how to hold his breath, and unlimited energy, Buddy was more than anxious to learn to dive. Again sister Ginny demonstrated the easy way to dive without making much splash, first from a low step, then from higher ones. Buddy quickly followed her lead, without any form, and with plenty of splash. However, he did get into the pool, took a few short strokes—and more progress had been made. Thereafter, we constantly encouraged him to take long, slow strokes and swim easily "like the champions do". We want him to copy their style of lying in the water and allowing their own buoyancy to hold them up, as they breathe rhythmically and use all their energy in propelling themselves with long, loose, relaxed strokes.

After only a few weeks of this training, Buddy can now dive into the pool and swim about as far as he can hold his breath. Next, Ginny will encourage him to "blow bubbles" in breathing. This is simple. The child opens his mouth, gasps in lots of air, then ducks his face under water and blows bubbles slowly through nose or mouth, whichever seems easier. Before all the air is exhaled, he lifts his face out of water to take another deep breath. This simple exercise is the basic principle behind the breathing of our great swimmers.

When should you start your child swimming? The answer is, "As soon as he likes to play in shallow water." And that is usually before the sixth birthday.

To dispel fear of water play in it. Ducking for shells, at increasingly greater depths, is a jolly game—and teaches one how to hold one's breath

Taught, in shallow water, to "kick like an engine," children soon are ready for the fun of propelling a flutterboard. From this they rapidly progress—



To free swimming and the gradual perfection of arm strokes and swimming form. Remember—keeping it all fun leaves no opportunity for fear to enter in

With two years head start and experience, sister Ginny demonstrates shallow diving, first from a submerged step, then from successively higher ones

And Buddy soon follows suit. . . . This, his first dive into deep water, may lack form and finesse, but it's full of confidence, enjoyment, enthusiasm

THE SAMPLER

FIRST RECORD OF DESIGN

Sampler on silk, courtesy of Museum of the City of New York

Anne Wood Murray

No one knows the age of the first sampler, but it probably goes back to the beginning of needlework. None earlier than the 17th century has been preserved for us

Drawing by Jeannette Crowl
Photographs by F. M. Demarest

THE word sampler, which has descended from the Latin "exemplar" through the old French "essemplaire" and the Chaucerian English "samplere" to its present form, is defined as a "pattern of work, an example." It is reminiscent of the first age of the sampler when no pattern books existed, when the sampler was a notebook of design, a space of linen on which were recorded the embroidery stitches and designs, painstakingly gathered from many sources, and handed down from mother to daughter. During the 16th, 17th, and 18th centuries, the sampler was a personal art education considered essential for every woman and girl. Today, these records of early embroidery methods and designs are sought by antique collectors and gathered for museums.

In speaking of samplers, Marcus Huish says that the art displayed, whether it be in the design or dexterity with the needle, improves as we retrogress until, in the exact center of the 17th century, we arrive at a moment when little is left to be desired; the samplers show great variety of stitches, admirable design, and the materials of which they were made are fresh and well preserved. The earliest authentic sampler on record is that of Anne Gower, spelled Gover on sampler, wife of Governor Endicott of Massachusetts. No doubt this sampler crossed the Atlantic with her in 1628, and is in the possession of the Essex Institute, Salem, Massachusetts. It is a beautiful example of drawn work, with lettering the color of the linen. Since the earliest sampler we know indicates the art of sampler-making was already fully developed, it must have been the descendant of a long line of progenitors. The earliest mention of a sampler occurs in the account book of Elizabeth of York, where an entry of July 10, 1502, tells us that she paid 8d for an ell of linen cloth for one. The first age of the sampler, when odds and ends of decorative designs, both for embroidery and lacework, were scattered without any order over linen, gradually gave way to the second age, when the designs were placed in more orderly rows and formed, in themselves, a harmonious whole. Its first completed form was one of narrow breadth and considerable length, owing to the narrow hand looms of the day. These early samplers, which are sometimes called "samp cloths" or "samplettes" in Old English references, were always on linen, and had no names or dates upon them. They could not be dated, since new stitches or designs were constantly being added, making the performance a continuous one. These long samplers were usually kept on a roll for convenience.

Needles were invented to help women become more proficient in making samplers. They were first made by a native of India who died in 1545. The art was lost at his death, but in 1560 an Englishman named Christopher Greening recovered the process. In 1595, all needlework was again stimulated by the invention of the first thimble, which is said to have been made by a Dutch silversmith, Van Reneselar, as a gift for his wife.

No doubt the Tudor sampler, of which we have no example, was the same long, narrow sampler that the 17th century shows. The needlework on the older English sam-

plers is most exquisite. The upper portion of the very long and narrow piece of linen was always given to elaborate running designs in color, of conventionalized roses, tulips, strawberries, trefoil, Indian Pink, the "Tree of Life," and geometric designs, either alone or in combination. Beautifully executed drawn or cutwork designs in white often filled the lower half. Experts believe that many of these early patterns originally came from Italy and other foreign sources. According to one book of the time, Catherine of Aragon taught the women of Bedfordshire cutwork or reticella made of linen, an art practiced both in Italy and Spain. A type of figure called "Boxer" often decorated the older samplers. After appearing with a companion almost constantly for over a century, one misses them after the middle of the 18th century. These little classical figures, sometimes referred to as "Cupids of the Renaissance," were probably adapted from the Italian embroidery after the appearance of the Italian Venetian Pattern book.

EARLY samplers had cross borders instead of framing borders, and ornamentation was chiefly confined to flowers and geometric designs, the pink or carnation, that flower of ancient times, without which a Persian ornament is scarcely complete, occurs even oftener than the rose in 17th century specimens. The strawberry motif appears again and again and, occasionally, the honeysuckle was used. Crowns and coronets, the Greek fret, and the trefoil helped to make up the geometric designs. On some of the 17th century samplers, as many as ten cross-borders of floral motifs were executed in almost as many stitches. The framing border was a natural outgrowth of the cross border. The earliest English border of this type recorded by Huish, is one of trefoils, dated 1726. But according to Bolton and Coe, in 1721, a little American girl, Mary Daintery, age 8, embroidered a sampler broader than it was long, and put a border all around it. There is a record of an English sampler with a framing border of pinks in 1738, and one in 1771 with the rose. The strawberry must have been beloved by sampler makers, for after appearing in almost every one of the 17th century long samplers, it still held its place as a favorite motif for the later framing borders. The Spaniards brought the art to Mexico, but neither the early Dutch nor the early Germans seems to have brought a particular form to this country. It was the English sampler which provided the model for the American samplers for over a century. It is notable that practically all the examples of New York samplers which have come to us, were made on Long Island, where the English and not the Dutch influence prevailed. In the 17th century and first half of the 18th, New England furnishes the largest number of samplers, followed by Long Island, New Jersey, and Pennsylvania.

It was not until the 18th century that samplers began to take on a development of design, reflecting the life of that day in America. Before that time, when England had been producing her mest beautiful samplers, American samplers had been mostly copies of English models. The colonists were faithful to the flowers appearing on the English samplers, and the wild strawberry was transplanted to the American sampler and cherished as tenderly as it had been by the English. It was Mary Webb, in 1760, who gave the first hints of the genealogical sampler to come, but this type of sampler did not arrive in all its glory until late in the 18th century. The first real genealogy recorded seems to be of the Olmsteads of Connecticut in 1774.

In considering the development of the American sampler, one would be drawn into a study of the schools of those early days, for most of the samplers that have come down to us, were made in those schools. First came the Dame schools, where very young children were taught, but the more complicated samplers were made by the older girls in finishing schools. We do not know exactly when the first one was established, but they were in existence as early as 1706. It is touching to think that often a bit of stitchery is the only record left of an unknown school or teacher of that long-ago educational system.

Judging by the number of samplers dated between 1800 and 1810, embroidery had a revival after the Revolution. As has been said, the development of the American sampler by that time had begun to reflect the life of the day in America. Conditions would naturally make American and English samplers of that time different. Pattern books were scarce here. The practice of making samplers in schools grew, but many children lived in remote villages. Their lack of instruction in drawing led to many amusing inaccuracies in perspective and proportion. Often the design was drawn directly on the linen with pen or pencil, but sometimes the outline was drawn on thin paper and placed under the scrim, the design showing through, and the paper torn off when the work was finished.

The human figure, with the exception of the famous "Boxers," had seldom been portrayed on samplers, owing perhaps to the difficulty of showing the face, a situation overcome in the later samplers by painting the face. However, about 1730, a school, evidently near Boston, conceived the idea of using Adam and Eve and the apple as a subject for the religious enlightenment of pupils. Enormous apples grew upon the apple tree, and the serpent, looking like a fat angleworm, coiled around it. After 1783, Adam and Eve became a favorite theme, "clothed or unclothed, fat or lean." This was the period, too, of pictures of "workless shepherds courting with pipes," while flowers as large as cabbages bloomed near by.

BY the end of the 18th century, samplers began to appear without the pious verse which had been used after 1760. In the half century preceding the use of pious verse, the gloom of death and the grave had pervaded the sampler verse. It was Loara Standish, daughter of Captain Miles Standish, who began that long line of pious verse that was to decorate both English and American samplers for so many years. In addition to the 19th century samplers done with neither verse nor alphabet, we find many where the borders seem to have been worked as fancy willed instead of the old repeating designs.

Two types of samplers that were much in vogue in England never became popular in America. One was the map sampler, a product of the later half of the 18th century, and the other the darning-stitch sampler, probably originated by the Dutch. The English made a thing of beauty of the darning sampler, but the idea never appealed to American sampler makers.

In spite of the period of gloom, and the pious period in sampler verse, there are numerous instances of humorous and rebellious verse, as well as cheerful sentiments. Most sampler workers seemed to take pride in telling when they finished their work. "Wrought by" was used in Great Britain, but many and varied were the ways in which the American child told of her accomplishment.



A.H. PATTERN No. 217, 25¢ ***Record of Birth***

Courtesy Museum of the City of New York

A.H. PATTERN A-893, 50¢ ***The Request***

Designed by Anne Wood Murray

A.H. PATTERN A-894, 30¢ ***Pennsylvania Dutch***

A.H. PATTERN No. 247, 30¢ ***23rd Psalm***

Designed by Georgiana Brown Harbeson





Courtesy Museum of the City of New York

AMERICAN HOME PATTERN A-895, 50¢ ***Tree of Life***

A.H. PATTERN No. 248, 30¢ ***Lord's Prayer***

Designed by Georgiana Brown Harbeson

A.H. PATTERN A-577, 25¢ ***Wedding Record***

Designed by Martha K. Jones

A.H. PATTERN A-896, 50¢ ***O Give Thanks***

Courtesy Museum of the City of New York

FOR COMPLETE DESCRIPTIONS OF SAMPLER PATTERNS, SEE ORDER FORM ON PAGE 98

Kay Campbell

The House that Music Built

Photographs by Julius Shulman

Rags in living room's immense rug were dyed and braided to pick up room's color scheme

EVERY Thursday night, Meredith Willson, one of America's finest composers, walks up to an NBC microphone and gets into a discussion with George Burns and Gracie Allen. He gets great fun out of convincing listeners that he is a dope, and yet—he can conduct a great symphony orchestra through compositions by Bach or Beethoven.

Meredith has finally achieved that "home of their own" that he and his wife dreamed of for years. It's a friendly place, and furnished with old treasures picked up around the country, and fine old pieces brought from Iowa. Authentic wallpapers and fabrics assist in effecting the richness and homeyness that antiquity can give. In every room, there's a musical memento. Meredith is an enthusiastic collector of miniature orchestras and conductors. One tiny band is formed from a collection of china cats. Another group features flute players. And around the walls of the den are ranged music plates, with portraits of Liszt, Chopin, Grieg, Schubert, Beethoven and Mendelssohn, carrying the opening bars of their most famous compositions.

In the den, the colors are predominantly red, green, and white. The long couch beneath the corner window is upholstered with a checked fabric; the same fabric covers the wall.

Dining table of English prototype is fine example of Colonial Americana



Headboard in master bedroom was made from two French provincial settees



uest bedroom has simple beds, Colonial wallpaper

Lamp table holds clock, flowers, odd papers

Old wooden basin tray holds assorted nuts



Photographs by F. M. Demarest

The room was nice enough before, but Jane had other ideas for bringing it up-to-date, like generous use of mirror and streamlining furniture. The latter was sanded to a soft honey-beige and rubbed with pigment to give it a pickled effect

THIS is the story of Jane and the camellia—or camellias, plural. It is the story of how one girl changed flowers (and rooms) in midseason, and thereby hangs the tale.

Jane is an attractive girl with a handsome and enterprising husband. They live in a small two-story cottage in Forest Hills, New York, which name you have heard, because of its association with tennis.

In an upstairs corner of Jane's house is a small guest bedroom. The room was furnished all right, but it never received much attention, or decoration for that matter, because nobody ever lived in that room, except on the occasions when Jane and Jim had overnight guests. The wallpaper was "nice enough." It blossomed with red roses, and the blossoms had their fair share of green leaves. There were a couple of hooked rugs on the floor that had long since lost their original color and were faded to a go-with-anything taupe. The furniture, too, was "good enough," and had been for some time. It was of oak—"*solid* oak," as the furniture men always say, rapping their knuckles on the firm wood—and had a brownish stained finish. The simple, short, ruffled organdy curtains were

A Camellia for Jane . . .

–being the story of a small bedroom which, by redecoration, became more purposeful and achieved the illusion of greater space

Mary E. Monze and James M. Wiley

Compare the crowded corner above with the view at left. Bed and furniture placed along the wall open up center of room, mirror gives illusion of still more space. A cabinet beside bed holds lamp, books, pillow, and an extra blanket

fresh and crisp over the Venetian blinds. There was a great, comfortable chair in one corner which had been leftover when Jane refurnished her living room; she had relegated it to the bedroom, because it was still too useful, she thought, to throw away. But it wasn't appropriate enough for the new living room. So into the bedroom it went.

The bed was a single one, and one year Jane had made a spread of green-and-white checked gingham which looked very pretty, indeed, with the rose-patterned wallpaper.

That about sums up the room. It was an "average" room, and comfortable enough. It wasn't as pretty as the rest of Jane's house, but she told herself that many a person would be glad to call it home. That thought, in itself, made her feel just a bit guilty. Why shouldn't the room be put to work to house some unsheltered and lonely head?

There were several other things that influenced Jane. It was early spring, and you know what notions spring can put into a young lady's head. New issues of her favorite magazines had just arrived in the mail, and Jane was intrigued with all the pretty rooms she saw. On Sunday, Jim had bought her a corsage of fresh camellias, her favorite flower, which she pinned to her new blue dress and wore to church. In an advertisement in one of her magazines, Jane saw a handsome room which (it said there) someone had redecorated, rented to a friend, and the income from the rented room paid for all the new decorations.

So, when Jane turned to us for help, we saw a good chance to help some lucky person find a room for his lonely head, a chance to help Jane achieve the pretty room which she obviously (to us) wanted, and also get the good "before" and "after" picture story which you see here.

The clincher came when we were showing Jane some samples of wallpapers. She spied the one you see on our cover, a soft-blue ground latticed with green garlands, with large pink camellias and butterflies spaced in the blue squares. It seemed to synthesize everything Jane liked—the blue of the paper, the pink of the camellias, and the butterflies, which somehow heralded spring and a fair summer. It also gave us our key to the decorating scheme.

We built the room around the paper. But first, there was a great deal of groundwork and preparation which had to come before the room could be finally assembled. This was where Jim, Jane's husband, came in.

Jim has a small workbench in the cellar, and enough tools to make him classify as more than a handyman. The furniture was hauled downstairs to the cellar "workshop" and, under our direction, Jim set to work. The legs were sawed off the dresser and the bureau, and the mirror was removed from the dresser. The dresser then became the bottom part of a chest-on-chest which we fabricated. The bureau was sawed in two, just two drawers down from the top. This top segment was later placed on the dresser, screwed into place, to make the new chest-on-chest. One operation, which seemed rather minor, but did much to modernize these two

Top section of old bureau, sawed off, becomes top of new chest-on-chest at right

Dresser base, with legs and mirror removed, has now become base of new piece

Bottom three drawers of old bureau became the low chest at left, above. New cabinet of same height was made to hold bed pillow and extra blankets

The footboard of the bed was ripped off just above rail. Piece of plywood was upholstered and then slipped into the recessed panel of the headboard



pieces, was the removal of the two-inch overhang on the top edge of both. You will note this in the before pictures at left; then please look at the finished chest-on-chest which, without this overhang, has taken on a modern, streamlined appearance.

The footboard of the bed was ripped off just above the rails, and the top half was discarded. Jim went to work with an electric sanding machine and, in due time, reduced the furniture to the original wood color—a soft honey-beige. White paint was applied, and part of it rubbed off, which gave the wood a sort of pickled finish; a coat of shellac sealed the wood, and two coats of flat varnish protect the tops from water marks and stains. The knobs were painted the camellia-pink.

From oak planks which he bought, Jim also constructed a cabinet with an open shelf for books, and a cupboard beneath for the bed pillow and extra blankets.

A paper hanger came one day and, when he left, the ceiling of the room was a cerulean blue, and camellias bloomed on the walls. The wood trim was given another coat of paint, the same shade of green it was before. But the panels of the doors were papered, as was the entire interior of the clothes closet.

Contributing as much as anything to the garden look of the room is the rug, which was a find. It is all cotton, not half as dear in price as it looks, and you sink into it up to here! Thick tufts of green divide it into squares, and the centers are filled with green and blue mixed together.

Because the room is quite small, and there is a window off-center, Jim and Jane decided to splurge on the mirrors. One panel of mirrors, placed on the wall alongside the window, makes a centered grouping on that wall. The group is further tied together with a valance which extends over both the window and the mirror, making a really important feature of it. Floor-length draw curtains of inexpensive blue sateen, unlined, are effective whether they are drawn as shown on page 30, or pulled apart.

One large panel of mirror was set above the chest of drawers (originally the bottom half of the bureau) and the cabinet which Jim made. It is continued, in effect, by the clear glass which covers two Dufy drawings (reproductions) in black and white on the wall above the bed. This side of the room is shown on page 31.

It was a comparatively simple matter to upholster the panel in the headboard in an emerald-green fabric similar to serge. A tailored skirt of the same fabric was made for the bed. It was designed with inverted pleats at corners and center and covered entire box spring. A simple tuck-in spread and square bolster were made of camellia-pink faille.

The large, overstuffed chair was replaced by a slipper chair, better suited to the size of the room, and this was slip-covered in the same emerald-green fabric as used on the headboard and for the tailored skirt.

To modernize further, the two wall light brackets were removed. Adequate light was provided by a pair of lamps on the chest, and a large lamp placed beside the bed.

Now, Jane has her new room, the room has a tenant, and we have our story which we hope has provided you, too, with ideas for doing over that neglected room in your home.

Just as our concept of the term "gardens" includes the entire home environment, so our idea of "what a garden is for" includes not only growing and enjoying plants, but many other outdoor-living activities. Herewith, some game suggestions

GARDEN GAMES . . .

Handsome magnesium "Lawn Shoes" (full size, but only 9 oz.) and hardwood pins are easy on lawn and players.

Dow Chemical Company





Berg Company

"Lucky Strike" home bowling set, of 10" x 3" pins and 4" maple balls, is for any smooth surface in or out

BASEBALL in your back yard? If you cringe at the thought of broken windows and irate neighbors, relax. For here is a game that closely resembles real baseball yet can be played—and safely—in the average small home garden. It was originated by two lonely boys who grew up without companions of their own age in a neighborhood with no sand-lot leagues or public playgrounds. The result they called Bounce Ball, and they have been playing it, with minor changes, ever since. True, they are now grown men, with children of their own, but in the back yards of their homes are replicas of the original bounce-ball box. It isn't an unusual sight to see some other neighborhood father inspecting the equipment, measuring, jotting down notes and, later, hammering away in his own basement or garage. Thus another box is made, and the popularity of the game spreads. Many a tired businessman finds as much relaxation, stimulation, and entertainment in it as does his growing son or daughter, for it is no more exclusively a child's game, than is handball. It provides good outdoor fun (one can play but two players are preferable) and it is an effective developer of muscle co-ordination.

As to equipment, the ball should be a standard hollow handball; anything that will bounce well and not jeopardize windows, hotbed sash, etc. For efficient fielding practice, a regular fielder's glove may be worn.

The "bounce-box" is easily made of easy-to-get materials, as shown in the drawings below. The layout of the field, suggested in the sketch above, at the left, can be modified as to size and shape to meet the restrictions and requirements of any particular back yard, lot, or garden space available. A scoreboard (made of an old blackboard or piece of wallboard, plywood, etc.) is a useful addition and adds realism to the game. If a large chart of a regulation diamond can be provided, also 18 pieces or men (to represent two teams) equipped with thumbtacks or suction discs so they can be attached to it, a game's progress can be reported play by play most excitingly, making the scorekeeper's job important, enjoyable, enviable.

Mastercraft Products

In this "Portable Golf Range," the captive ball tees itself; the target tests your skill, and your game benefits

RULES OF THE GAME

As in regulation baseball except as follows—

Number of players: One or two (pitchers only). Fictitious line-ups may be used for scoring.

Put-outs: All fly balls, wherever caught. All fair balls fielded on first bounce inside Zone 1, except those that simulate bunts; these must be fielded while still spinning.

Strikes, strike-outs: There are none in this game.

Balls: Wild pitches count as balls, as do pitches that strike the ground before hitting box.

One-base hits: All fair balls stopped within Zone 1, but not caught on the first bounce.

Two-base hits: All fair balls fielded (or fumbled) outside Zone 1.

Three-base hits: All fair balls that reach either hedge line or hit garage sides, or other previously agreed upon objects.

Home runs: Fair balls hit over either hedge or onto garage roof (or elsewhere as agreed).

Base running: Runners advance one base on each wild pitch, and on every out except the third, or on a caught fly. They advance two bases on a double. (Thus, with a man on third and one out, the pitcher should try to force a fly by hitting the top edge of the 8 x 8, or that of either of the 2 x 4 strips.

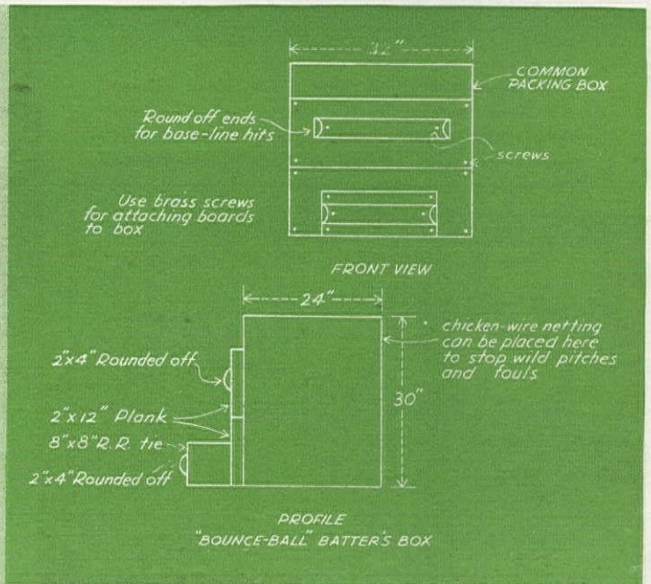

Mary Ann White
suggests "Back-yard Baseball"

"Can We Make a Garden

Harold Wallis Steck

A. L. Schafer, Columbia Pictures



"OH YES, we like the property . . . it's up in the hills and has just the view we have been looking for . . . the price is right . . . everything is just perfect—except, it's a sidehill lot, and how can we have a garden there? . . ."

You can probably imagine that predicament, even if you never faced it yourself. Anyway, that was the sort of lot that Mr. and Mrs. Charles Starrett found, after they decided to build, "up in the hills," at the end of an old canyon, with a fine view down over Beverly Hills. They didn't worry about being able to get a house tailored to fit the location. But they wanted lots of outdoor living area; space for badminton and a barbecue; paved terraces for entertaining, *and* a garden, *and* an orchard. For a while that sidehill situation and its difficulties bothered them. Then, because so many factors were just as they wanted them, they decided that the topography of the lot could be changed to fit in with their plans. . . . And it was, as explained by the plans and demonstrated by the views, reproduced on these pages.

Originally, the property sloped right from the back entrance up to the wooded area beyond, presenting four specific problems. First, was the conversion of the slope into the necessary level areas. Second, was the designing of a garden in line with the "outdoor living" ideas and habits of the Starrett family. Third, was the providing of a profusion of flowers of many kinds, including not only those definitely associated with California, but also favorites from the flora of the Starretts' native

Photograph and plan by author

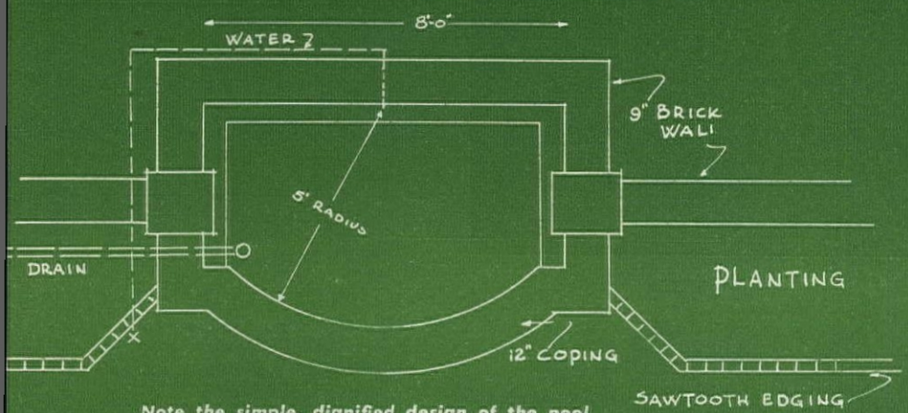

Note the simple, dignified design of the pool which breaks the line of the lower retaining wall and provides a foreground focal point in the view from the house. The upper wall, seen in picture above, separates lawn from orchard

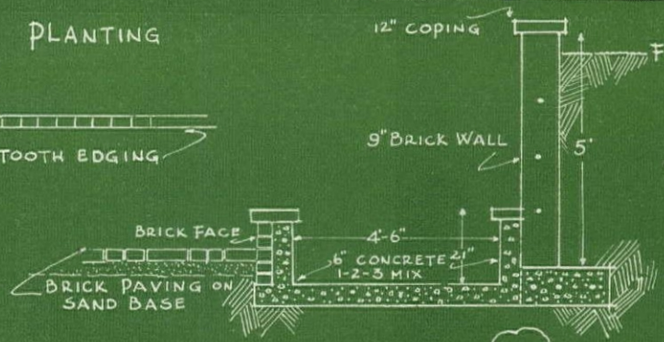



More cut than fill was needed in making the interesting series of terraces. The small progress picture, taken looking north, shows the wall built to save the old olive tree

on a Sidehill Lot?"

Yes, you certainly can, and if you doubt it, observe what Mr. and Mrs. Charles Starrett accomplished in Beverly Hills, California



New England—lilac and snowball, peony and iris, apple and pear among them. Fourth—and an important detail in view of labor trends—was a garden scheme that would require "minimum maintenance." All this called for long nights of careful study and planning, but the results justified the effort, and the hillside was gradually transformed into a charming group of closely related outdoor living areas. They are bordered, but not crowded, with old-fashioned perennials and new varieties of annuals. An old olive tree, close by the line for one wall of the house, was threatened by the excavating, but saved by the building of a large, brick-walled well around its base, so that it lends its welcome shade for many a barbecue picnic. The five levels blend so well that they seem always to have been there, and the retaining walls that were planned as definitely functional essentials, were so designed and constructed that they have become decorative features, too.

How does one plan and go about the face-lifting of a hillside lot, you ask? The first step is to consider it as a sort of outdoor house, without a roof. Level areas—floors for the several "rooms"—must be devised, each suited to its particular purpose, but all pleasantly and practically integrated. In the Starrett layout, the main

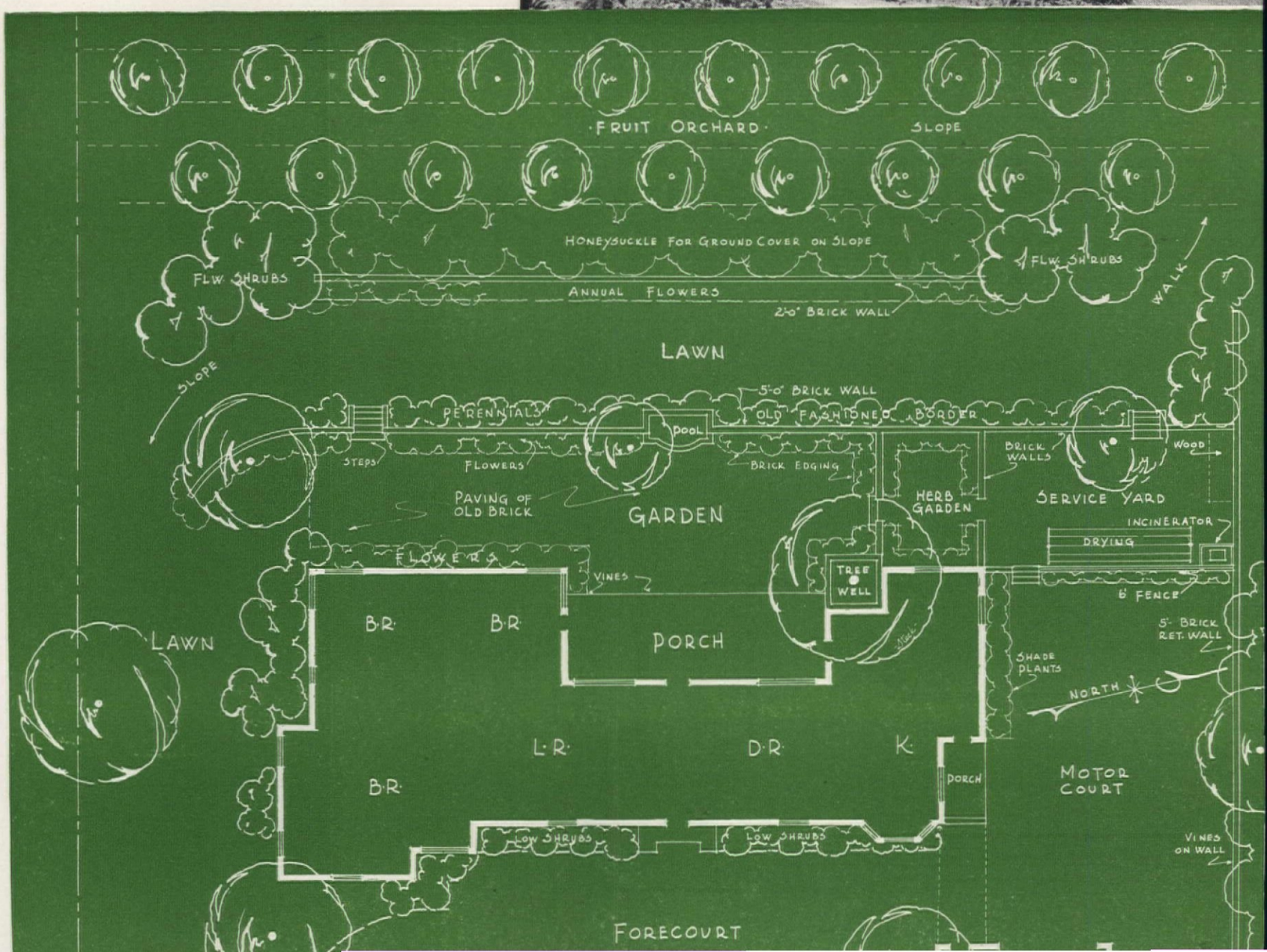

garden area is on the same level as the porch. For entertaining, the two merge into one big room. Directly opposite the porch, the long, 5 ft. high retaining wall along the west side is interrupted by a simply designed but attractive pool (see plan, page 34). Two steps higher than this garden living area, at its northern end, just beyond the shadow range of the olive tree and enclosed by a low brick wall, is the small, appropriately formal herb garden filled with pungently aromatic subjects. Beyond it is the all-important service yard, also enclosed. An oversized incinerator is built in as part of the retaining wall across the north end, which extends from the front of the motor court up into the hill where it disappears behind a group of shrubs. Steel cross-armed posts support ample clothes-drying lines beside the 6 ft. lattice fence that screens this yard from the house side and the approach. There is space for storing fireplace logs, for rubbish receptacles, and for housing garden equipment, bicycles, and other daily necessities.

The third level, reached by steps at either end of the garden, is a long grass panel that invites one for a game of croquet or darts or a try with the long bow. It is bordered with flower beds and, beyond the two-foot brick wall to the west, the long slope up to the orchard is massed with fragrant, old-fashioned honeysuckle. The first year, this stretch was planted to white alyssum and pink petunias which reseeded and maintained themselves there until, gradually, the honeysuckle crowded them out. The fruit trees, in rows on two terraced levels, are protected by higher land from the north and west winds, and get the first rays of the morning sun.

The function of walls in the sidehill garden is that of walls in a house; they separate areas and serve as backgrounds and supports. In the Starrett gardens they are kept low, never extending above eye level. Generally, two low walls are preferable to one high one, and the cost is usually less because large structures call for wider, deeper concrete footings. Steel reinforcing rods, both horizontal and vertical, in both wall and footing, are recommended. These walls were built of economical secondhand brick, which has an aged look and a texture variation that gives character. The 12-inch coping casts a pleasant shadow line and relieves the severity of the top. Ordinary whitewash brush-coated on soon weathers pleasantly.

To make floors of the outdoor areas suit the usage to be given them, the main garden and the herb garden were paved with brick laid on sand in basket-weave pattern. Seed of dwarf white alyssum and portulaca was broadcast and came up in irregular patches where it germinated in the soil between the bricks. In about six months, moss began to appear in the shady corners to add to the "old garden" effect. All the flower beds are edged with brick, whitewashed and set on end "sawtooth fashion." the brick floor provides an ideal all-purpose surface. A hose and a heavy barn broom clean it up quickly after parties; after washings (and heavy showers) evaporation dries it off quickly. Of course, a paved area should be sloped toward carefully located catch basins leading, like the rain leaders, to tile drains.

With modern earth-moving equipment, the actual grading of such a lot can be easy and inexpensive, if properly planned. Often, as here, all or most of the soil removed from one part can be used to fill in somewhere else. If there should be a surplus, it is usually possible to find neighbors who will be glad to get it, thereby cutting the cost of hauling it away.

IT'S SMART



William W. Atkin

Drawings by Leonard Shortall

In a survey made recently near the Arctic Circle, it was discovered that 100% of the igloos, in which the Eskimos live, were insulated. A similar survey made in the United States showed that two-thirds of our people live in uninsulated homes. Now, it may be argued that the Eskimo needs insulation more than we do but, on the other hand, it can be said that we have ever so much better materials with which to insulate. The snow blocks that the Eskimo uses for his igloo provide a sturdy building material and, at the same time, provide insulation. Millions of air cells are bound together in the snowflakes, themselves, and these air cells set up a barrier to the passage of heat and cold through the walls. We are more fortunate than the Eskimo in many ways and, as far as insulation is concerned, we have materials of a permanent nature, unaffected by changes in temperature. A good spring thaw and the Eskimo would lose not only his insulation but his whole house.

Insulation and the heating plant work together in winter to keep us comfortable. The job of the heating plant, actually, is to make it possible for our bodies to dissipate heat at a rate which involves as little effort as possible. There are three different ways in which our bodies lose heat. If the walls are cold and we touch them, we lose heat by conduction—that is, our bodies are forced to help heat the cold walls. Similarly, if we are sitting near a cold wall, our bodies will try to help warm the wall; this time we are losing heat by radiation. The third way our bodies lose heat is by convection. In this case, cold drafts in the room remove the heat unevenly by blowing across our ankles or across the backs of our necks. Insulation is an important factor in keeping the heat in our houses at an even, comfortable temperature from floor to ceiling. There are other important aids to the efficient operation of the heating plant; these include storm windows, weather stripping, and automatic controls.

Thermal insulating materials depend on density for their value, and these fall into four major classes: rigid, semirigid, flexible and fill. *Rigid insulation*, as the name implies, comes in solid board form; the sheets vary in size. This insulation must not be confused with wallboard, which is often made of the same material but in a more compressed form. Rigid insulation often is used for the sheathing of houses directly under the finished siding or shingles, and as a base for plaster on the interior. *Semirigid insulation* is not strong enough to use for sheathing, but is sometimes used with metal lath as a plaster base. Since it has no structural value, semirigid insulation is used as insulating material only. *Flexible insulation* is manufactured in either blanket or batt form, the difference between the two being one of length. The width of flexible insulation is made to comply with general building practice; that is, it is made to fit between the studs of an ordinary house. *Fill insulation* is especially well adapted for use in the walls of houses already built. This type of insulation comes in granulated, nodulated, or shredded form, and can be blown effectively into the hollow spaces between the studs, between joists under finished floors, and between rafters in a ceiled attic. Of course, any of the thermal insulating materials can be used in existing houses in attics where there is no floor or ceiling to interfere. Many materials are used in the manufacture of insulation, including mineral wool of rock, glass or slag, paper pulp, gypsum, asbestos, cork, vermiculite, diatomite, cotton and other animal, vegetable and mineral matter.

No matter what the material used to make insulation, the principle upon which it operates is the same. Like the snow the Eskimo uses, our thermal insulating materials contain innumerable tiny air cells which keep the still air entrapped and prevent the heat from escaping

TO INSULATE . . .

You'll find that greater comfort, health, and fuel savings will follow when proper insulation is installed in your home!

and the cold air from entering our houses. The igloo also takes advantage of another of the qualities of snow—the fact that it is white. Cold and heat are reflected or absorbed in somewhat the same manner as light. We have a type of insulation which works on this principle, too. This is known as reflective insulation. As white clothes keep us cool in summer by reflecting the heat away from us instead of absorbing it, this type of insulation makes use of thin sheets of metal such as aluminum, steel, or copper to reflect heat into the house in winter and away from the house in summer. Dead air spaces, however, are used also with reflective insulation. The sheets of metal are placed inside the walls of the house with from one to three or four air spaces separating the sheets. The insulating value of a thin sheet of metal inside a wall, with two reflective surfaces and two air spaces, has been estimated to be about equivalent to ½" of bulk insulating material. As additional thickness increases the value of bulk insulating materials, so does the number of sheets of metal and number of air spaces increase the value of reflective insulation.

ALL insulation, of course, should be enduring. It also should be fire-safe, odorless, and unattractive to vermin. In choosing the insulation best suited for any particular installation, efficiency in relation to cost is of first importance. In other words, the material that offers the greatest fuel savings at lowest cost, would be the logical choice. After all other factors have been considered, actual estimates from reliable applicators and builders will help in making a decision as to which type of insulating material would do the job most efficiently in your own house.

The two-thirds of America's houses that are not insulated are depriving their occupants of a lot in comfort, for, without this important factor, a house may be frigidly cold in winter, ovenlike in summer. To many people, insulation means additional expense—expense they feel they can't afford. Happily, though, in many cases it has been found that insulation pays for itself in a relatively short period of time in fuel savings. What the saving will be in any individual case depends on how expensive the fuel and how efficient the heating plant in the house. In some cases, fuel savings are as great as forty per cent.

Insulation has other advantages, too. An insulated house is a cleaner house, and thus saves a lot of work as well as decorating costs. Dust patterns on the wallpaper and disturbing alternate light and dark strips along lath and beam locations are seldom seen in well-insulated houses. This is because there is less condensed moisture on the surface to catch dust and less movement of air to carry dust particles along unevenly heated surfaces. Insulation will keep a house as much as fifteen degrees cooler in summer. Where summers are swelteringly hot, insulation may spell the difference between living and just "existing." Insulation also acts as an effective fire retardant; recent tests at the National Bureau of Standards have proved this. Add all of these factors together, and you'll see why an insulated house has a higher resale value. Though few are worrying much about that today, it is always an important matter to consider when building a house and, of course, insulation also enhances a house's rental value. Full-thick bulk insulation also provides a degree of soundproofing for your house—an important factor in urban and suburban areas.

So, if you are building a house, plan to insulate it well. All outside walls, the roof, and in many cases, the floor, should be insulated if you will have your house airtight in winter. There is a type of insulation, these days, for every purpose. Fill insulation, as explained, is ideal for houses that are already built, because it can be blown between the structural members. Blankets, batts and various rigid and semirigid types, including reflective, are ideal for any new construction. There are even types of insulation which can be used as lightweight aggregates for concrete floors! These are especially valuable where radiant-heating installations will be made. Where dampness is a problem, vapor barriers of metal or various especially prepared papers are available. For homes already built, vapor-proof wall coverings and special paints may be used as vapor barriers.

Short-sighted homeowner hasn't yet discovered that good insulation will keep him warmer in winter, cooler in summer —at lower fuel cost



Though insulation employs many materials —there are four major types today; rigid, semi-rigid, flexible, and fill

Always consult a reputable dealer— efficient insulation depends on proper application

THE insulated house, provided it is properly equipped with storm windows and weather stripping, will prevent our bodies from having to work overtime adapting themselves to changing temperatures and unhealthful drafts—this means comfort. So it would seem that insulation and comfort go hand in hand and, along with winter comfort, we get, absolutely free, additional fire protection, a cleaner house, a more valuable house, a house that is cooler in summer, a degree of sound insulation against outside noises—and, we get it at a saving in winter fuel costs!

TO BE of greatest possible service to the thousands of you folks who write us every month about concrete homes, we send helpful literature explaining the advantages of firesafe concrete construction. And then to help you get information on plans, builders and costs based on local conditions, we suggest that you telephone or see a concrete masonry manufacturer serving your community. He is as close as your telephone.

Information You Need

The concrete masonry manufacturer can tell you why firesafe concrete homes generally cost little if any more than houses of less durable construction. He can give you the names of designers, builders or financing agencies who can help you get the house you want.

Getting Cost Estimate

When you call on the architect or builder take along any plans, sketches or scrap book clippings you have collected from any source, showing the size, architectural style and room arrangement of the house you feel fits the needs of your family. After they've studied your requirements, they can give you a cost estimate, based on local prices and building regulations.

Remember that with concrete walls and subfloors and a firesafe roof, regardless of architectural style, your house will be a better house, keeping its charm and beauty for a lifetime with little upkeep expense—a truly *low-annual-cost* home.

You'll Get Facts

Send for a free booklet about concrete houses, distributed only in United States and Canada. When you've read the booklet see your nearby concrete masonry manufacturer and you'll be well on your way to owning a firesafe concrete home suited to your family's specific needs.

PORTLAND CEMENT ASSOCIATION

Dept. A7-5, 33 West Grand Ave., Chicago 10, Illinois

A national organization to improve and extend the uses of concrete
. . . through scientific research and engineering field work

5 AMERICAN SUMMER HOMES

Vermont

Ethel M. Eaton

THOUGH it is now used as an all-year-round house, we feel that the little marble home of Mr. and Mrs. Robert Warner logically belongs to our summer house group. It was originally restored to be just that—a vacation retreat among the lush, green Vermont hills. Little wonder that the new owners soon fell under its spell. Like so many New York writers, each year they fled from the big city as soon as the first buds of spring appeared, to return only at the first signs of frost. Such divided allegiance proved most unsatisfactory, and it was not long before the Warners packed lock, stock and barrel to settle permanently in their adopted Green Mountain state. For the past few years they have taken an active part both in the social and political life of the community. The master of the house not only writes a weekly column for a well-known Vermont newspaper but finds time to run a small factory as well. Mrs. Warner, too, is a successful author, having contributed to many nationally known magazines. Who says that life in the country is dull!

When this ingenious couple first set eyes on the little marble house, it was all but obscured by an ugly, barrackslike structure of wood. This had been added long after the house had been built to provide living quarters for quarry workers. When this eyesore was torn down, the simple, sturdy lines of the original house were revealed. Long empty, it was practically falling into its own cellar—but the solid, marble walls, three feet thick, helped hold it in place.

"Quarry House", so named by the Warners, is the oldest marble house in America, having been built in Dorset, Vermont, around 1780 by Deacon Manley's son—so say the records. The Manleys were one of the first four families to settle in those parts, the deacon's wife being a sister of Benedict Arnold. She and the good deacon raised a family of six sons and five daughters, and the family was living in this house at the time of Deacon Manley's death in 1803.

To the casual observer, the house might be built of field stone since the exterior is of so-called surface marble. This is rough in appearance, quite dissimilar to the polished surface long associated with marble. At the time of its erection, there was no equipment available for finishing marble, and the material was used just as it came hacked from the quarry. The two quarries from which this marble was taken have long since been abandoned, and the upper one, half filled

Time out for adventure—Anne Homer Warner and ten-year-old son, Jonathan

Remodelled marble home of Mr. and Mrs. Robert Warner Dorset, Vermont

Marble exterior walls reach only to top of first floor, are capped by wood clapboards. Difficulty in hacking rough marble from quarry may be reason for this example of early American economy



Heavy overhanging eaves of new wood wing cast dramatic shadows on terrace

with clear water, provides a swimming pool for the owners and their friends.

Under the expert supervision of Samuel R. Ogden, an architect specializing in restoration work, all original features have been carefully preserved and restored. On the section where the old wood structure stood, a new two-story wing of wood has been built. It sits back a bit from the main house and, on the first floor, houses a modern kitchen, maid's room and bath. There's another bedroom with bath on the upper floor. Where this addition adjoins the marble wall of the main house, it has been painted white; otherwise all exterior woodwork is a lively red with white trim. A marble vein, discovered when the workmen were excavating the new section, provides a solid foundation. In the main house, the cellar was originally paved with marble tombstones—perfect example of Yankee thrift! It is interesting to note that all gable ends are of wood halfway down, and that all marble walls extend to the top of the first floor only. The reason for this is not known; perhaps the pioneer workmen grew tired of hacking out the marble.

In restoring the interiors, all outside walls were removed right down to the marble. Over this was placed a layer of mineral wool insulation, covered by a coat of plaster applied to rock lath. The present living room was formerly a kitchen, and the extra large fireplace had been bricked up so that a stove might be used. When the defective plaster ceilings were removed, massive beaded beams came to view. The end of the living room near the front door was originally a hall with stairway to the second floor. Partitions and stairs were torn down and a charming winding staircase built near the outside wall of the present dining room.

Though you wouldn't guess it—the chimney-wall paneling in the living room is new, hand-carved by a Vermont woodworker. It replaces an old, cracked plaster surface with its layer upon layer of dirty wallpaper. A rear room, probably a kitchen bedroom originally, is now used as library. Its warm, mellow, inviting atmosphere is largely due to natural pine paneling. The room is not yet finished to the Warner family's tastes but, we felt, was too attractive to go unphotographed. There's a raised hearth at the fireplace, marble, of course, and we find, displayed in the room, part of the Warner's fine pewter collection. On the second floor are three bedrooms and bath in the main house. The room in the new wing is used by Anne Warner as a studio. Just in case you don't know, Anne Homer Warner is a daughter of Madame Louise Homer, former Metropolitan Opera star. No, Anne doesn't sing! Writing and taking care of active ten-year-old Jonathan occupies her very full days. In fact there's never a dull moment at "Quarry House"—its 46 acres offer all kinds of activities—fishing, tennis, skiing and swimming—a year-round resort, family style.

Deep window recess frames many paned sash. Below: new graceful winding stair



Wood wing with deep shadowed porch is happy combination of red and white exterior walls. Similarity of gable and dormer details help give cottage-type house uniformity—accentuate its horizontal lines

Photographs by Paul Davis, George H. Davis Studio

Removing old plaster revealed sturdy beams in dining room Marble quarry on property is now family swimming hole

Unfinished library has pine paneling, pewter pieces New living-room paneling work of Vermont craftsman



Oregon



Living room looks out to Pacific Ocean on the west; overhang keeps out glare

HIGH ON A SAND DUNE

William J. Hennessey

ALONG many of the coastal regions on the Pacific, the ocean has formed long sand dunes. High up on one of these, Dr. and Mrs. Harry Blair have built a beach house. Now a vast expanse of blue rolling water can be a magnificent thing, but architect Van Evera Bailey realized, too, that an overabundant amount of light and glare can be most disconcerting. In order to keep glass areas at a maximum, he provided a large sheltering overhang beyond the upstairs balcony. This casts a welcome shadow when the sun is high and bright.

It is not an expensive house, its exterior being of wood construction faced with shingles. These have been stained a salty gray with cool, crisp-white trim as accent. The inside finish is all of natural fir. Interest was added to the surface by the addition of a rubbed coat of white, painted with a protective coating of wax. The effect is most pleasant, with pink undertones acting as charming background for the beach furniture. The Blair family is large, an numerous guests come and go throughout th summer months. Accommodations upstairs i clude four bedrooms and a bath, with anoth bedroom and bath conveniently placed on th floor below. Two of the upper rooms ope onto a sun deck. Bedrooms are colorfully fu nished and decorated with nautical motif

In keeping with the character of the rest o the house, there's no formal entrance. Cars ar parked near the road, at the bottom of the dun and visitors climb the switch-back to the lowe level door and thence up a flight of stairs to th living room. The centrally located chimne boasts two fireplaces, one on the east wall o the living room, the other in the largest second floor bedroom. Two lifts from the basemen one for each fireplace, make it unnecessary t carry wood through house. A door on the sout end of the living room leads to a terrace, nea the kitchen, too, for outdoor entertainin

Data and photographs: P. A. Dearborn



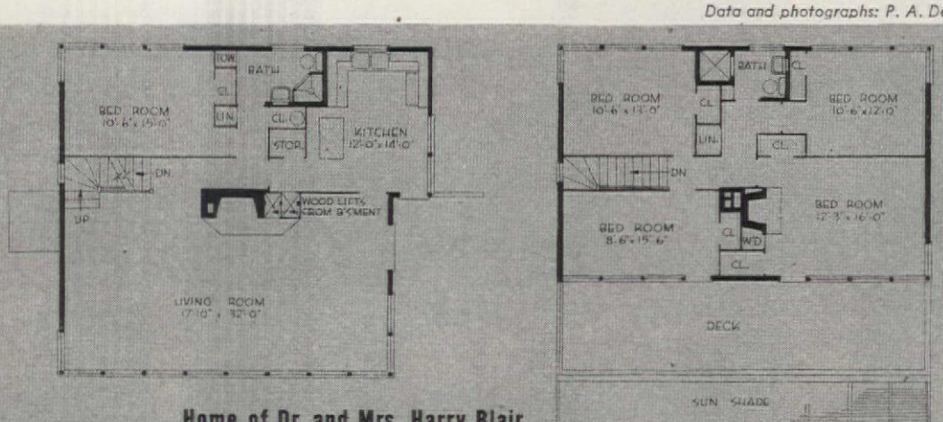

Home of Dr. and Mrs. Harry Blair
Van Evera Bailey, Architect

Wild Goose on the Wing

Frances H. Flaherty

Gypsy emblem flies above remodeled barn of Mr. and Mrs. Robert J. Flaherty of Brattleboro, Vermont

SELDOM do we receive a letter as heartwarming and revealing as this one from Frances H. Flaherty, wife of Robert J. Flaherty, whose documentary films, *Nanook of the North, Elephant Boy,* and *Man of Erin,* have received world-wide acclaim. We had asked for a simple description of her summer home in Vermont. Her reply was comparable to a personal visit. We are, therefore, publishing her letter just as it came to our desk so that you, too, may enjoy fully the neighborly, just-dropped-in-for-a-chat tone which permeates every phrase, every sentence. *Architectural Editor.*

As you know, we are a far-faring family—a family of wanderers, gypsies. We have owned no more than we could carry on our backs or on the backs of porters. Wherever we have stopped for our motion-picture work, we have made a home of sorts out of whatever was at hand. This ranged from a two-room trader's shack in Samoa to a Maharanee's palace in Mysore. I think the idea that we should ever have a permanent place of our own hardly occurred to us. How could we possibly afford to have a home? And if we did, what kind of a home could we afford? But I felt the war coming on and decided that now, at last, the family had to have a roof, and probably a garden and chickens. I left the rest of them in England, and breathed not a word of my intentions, for I was too jittery about the whole adventure to stand the chorus of doubting Thomases I knew I should raise.

I landed in New York in a lovely September equinoctial storm—it was the year of the New England hurricane—and I remember the sharp, bracing feeling it gave me to come back to this, my own tremendous sun and sky and rain. A friend drove me to Putney, Vermont, where there was a youth hostel where we could stay. We called a real-estate agent, and I told him, haltingly, what I might perhaps like to find, if . . . etc. Without further ado he took us along a winding, wooded road to an open hillside overlooking a breathtaking view. And there I was . . . and I

Firm determination to have a home for her family wrought "before" and "after" miracle shown here



Have soft water ... on a Service Basis

The CULLIGAN Way

No equipment to buy, no work for you, no contract to sign! *That's* the Culligan Way! Your local Culligan dealer installs a portable zeolite water softener in your home. He owns it and he takes care of it. Your hard water passes through this unit and comes out filtered, clear and soft. Generally once a month your Culligan serviceman replaces the softener with a fresh one. You receive a small monthly bill for the service, and that's all there is to it!

HOME OFFICE:
NORTHBROOK, ILL.

SOFT WATER THE CULLIGAN WAY

Trademark Reg. U. S. Pat. Off.
Copr. 1947 Culligan Zeolite Co.

CULLIGAN soft water SERVICE

Local franchises are still available in some communities. Write or wire today for complete details.

TESTED AND COMMENDED BY PARENTS' MAGAZINE CONSUMER SERVICE BUREAU

Photographs by Fred Gund

Mr. and Mrs. Flaherty go over stills of documentary motion picture in living room . . . at left, daughter Barbara in basement darkroom

knew it by the almost suffocating turmoil of my feelings . . . straight as a homing pigeon had I come to this hillside home! No one had bought the place because no one wanted such a nondescript house and barn, so much in need of a good cleaning. But for the next two years this was my job.

We began with an outbuilding—the "chicken house", though I'm not sure that chickens ever lived in it. A rough board floor and wallboard walls were all that was needed to make a room to live in while we worked. Indeed, we could make a second room out of the corncrib—and did; then gave it a verandah to enjoy the view better. The chicken house is still one of the houses I love best on the place. The corncrib became the perfect castle-of-their-own for my two young grandsons.

The Little House, as we called the nondescript four-room structure, was to be our center. It would be there for any member of the family needing to dig in for a while, for a rest or holiday or "just because"—a pied-à-terre, summer or winter, for any one, two, or three of us. But in summer we would burst out into spaciousness, bigness—the sheer luxury of room and to spare! This would be the Barn, with a big attic, a big basement for workshop and a darkroom. There'd be a deep freezer, farm size, the biggest we could buy. The hayloft would be our living room with one wall all window, open to the view, and the opposite wall all

Son-in-law, Don Burns, Guggenheim Fellowship winner, paints view seen through window wall

In well-equipped basement workshop, Don Burns makes frames for his recently completed paintings

Opposite window wall in living room is mammoth stone fireplace . . . furniture collected from all parts of world

fireplace for the four-foot logs we would bring in from the woods. This was our dream, and the miracle was that it came true! We are greatly indebted to Sam Ogden, the architect, for this. Sometime, perhaps, you'll do a story about Sam and the Vermont village he bought and remodeled for himself and his friends. (*We already have. See* AMERICAN HOME *May, 1947. Editor's Note.*) His methods are those of a craftsman. He works along with his local carpenters and masons, designing as he goes, trying out ideas and materials. There is, for instance, the paneling of our big barn living room—just old weathered boards, salvaged from broken-down sheds and barns, but weathered to a lovely silvered gray. Nothing could be more fitting, more restful to live with, or make a better background for our photographs or my son-in-law's paintings. Above the boards, the almost white wallboard between the dark beams brings out the room's essential structure and fine proportions. But the gray boards had a surprise for us. Wherever we touched them, we could feel them vibrate to sounds in the room. Our whole room was one big sounding board. For our music, which is our recreation, it was, as you may well imagine, magnificent. To the furnishings of this large room, the family added its ten cent's worth. It's size was not the headache we had feared. A concert grand piano was going begging because of its size. A local junk shop had three large, useful pieces, but I had to wait a year before the owner was finally induced to part with them. One piece we did treat ourselves to the luxury of having —was made especially from a pair of oak planks we happened to pick up. The design of the table was taken from an old Bavarian peasant table. Rude benches, to push under or pull out, were made from planks found under the barn. The legs had been stanchion posts in the stable.

As war deepened, our family gathered from near and far. From three we became nine or ten. We needed the house for both summer and winter. So the barn got a coat of shingles and a big Vermont furnace—the kind used in churches. At last and in truth, we were at *home*. An inscription over the fireplace announced and adjured us in beautiful Gaelic—"Wander No More". But alas, over the peak of our newly remodeled barn flew a different emblem, the old gypsy emblem—a wild goose on the wing.

Plan Ahead

for EXCEPTIONAL HOME VALUE



Home No. 5122

With the aid of the

WEYERHAEUSER 4-SQUARE

HOME BUILDING SERVICE

● You will be liberally rewarded with a finer, more economical home if first you study the scores of modern designs in the Weyerhaeuser 4-Square Home Building Service. Here in this great Planning Guide skilled architects show how to obtain greater charm, comfort, and convenience in room arrangement.

Engineers illustrate the principles of good construction, the true basis of economy, satisfaction and enduring home value. All these professional pointers are available for your use in home planning.

Design No. 5122 is now being added to the scores of other homes in the Service. A colored illustration of it is available at the office of your 4-Square lumber dealer, together with floor plans and working drawings. If you prefer, mail the coupon for complete details.

WEYERHAEUSER 4-SQUARE LUMBER AND SERVICES

WEYERHAEUSER SALES COMPANY
5122 First National Bank Building, Saint Paul 1, Minnesota

I am enclosing 10c. Send me the booklet "Helping Today's Home Builders Get Their Money's Worth," and folder on Home 5122.

Name_____

Address_____

City_____ Zone_____

State_____

Don't let yourself slip!

59¢ PINT

Also in economical quart and gallon sizes

LIN-X SELF-POLISHING WAX is ANTI-SLIP!

Made by the Makers of Kem-Tone the Miracle Wall Finish

LIN-X wax is easy to apply—quick to dry! Just wipe it on. It beautifies and protects linoleum and wood floors—a wonderful wax that's *anti-slip!* It bears the seal of the Underwriters' Laboratories, Inc., as an anti-slip floor treatment.

PRODUCTS OF SHERWIN-WILLIAMS RESEARCH

Bringing the Marvels of Science to Your Home

Family Project—in the Sun

Ethel McCall Head

THE Henry Mayerses and their daughters, 17 and 19, for a long time had wanted a beach house in "the worst way". Laughingly, they admit, that is exactly the way they got it for, by waiting until the war had started, their dream cottage had to be built of assorted oddments and ends of pipe and lumber, and entirely by their own eight hands! But the hard way turned out to be a wonderful building project—family style!

The girls now consider themselves roofing experts. Father did the plumbing (no mean task for an advertising man who had not even a speaking acquaintance with decrepit second-hand fittings) and Mrs. Mayers, in a sprightly manner, sawed her way through packing boxes and reject lumber to prove once and for all that women can do anything a mere man can! It was not easy accomplishing even a house with only one bedroom, a bath and kitchen, but the Mayerses are long on ideas and strong on co-operation and now, quite justly, they are filled with pleasure and pride in the result of their labor.

California

Balboa Island is a charming small island of many tiny, short streets, usually ending at the water, and its tiny 30 foot lots are not conducive to great privacy. The Mayerses felt the need for a greater chance to live outside, without feeling exposed to the view of every neighbor and passer-by, so they bought two 30 foot lots. This gives them a width of 60 feet and a depth of 85 feet for their seashore estate. They were fortunate in that on the east side a neighbor's attractive split redwood fence provided privacy, and, by luck, they were able to get some lumber in odd lengths, refused as worthless by the lumber yard. With this they closed in the remaining three sides of their land. The result is a wonderful fenced-in "beach" and a small, grassy plot by the house, and so much room for outdoor living that no one notices that the tiny house has no living room or dining room. That will come later! This fence was painted a

Designed by the owner. Photographs by Bob Cleveland

Top: the Mayerses are now planning their indoor living room. For the present they live outdoors

Bottom: two living rooms and both of them outdoors! Here umbrella and beach chairs provide lounging spot

A little extra Glass means a lot of extra charm

COMPANY'S COMING . . . and guests are sure to think your living room unusually chic and charming if you have an elegant unframed mirror * of Pittsburgh Plate Glass over the mantel. It multiplies light and color. Makes your room seem larger. And establishes *you* as a very smart home decorator indeed!

OOPS! It was an accident, Mother! Thank goodness for Plate Glass furniture tops * that do such a good job of protecting fine finishes from staining, scratching and scorching!

LUCKY IS THE LADY who owns a vanity with a sparkling personality. Here's one: triple mirrors * to look *into*, and a mirrored vanity top * to look *at*. Together, they make your private corner a thoroughly gay and feminine delight.

HOW DO YOU LOOK in your new gown? You can tell instantly (and so can *he*) if you consult a full-length door mirror. * These mirrors are indispensable in the modern home. But be sure they are really full length . . . at least 5½ feet tall.

*You can get these starred items at your favorite department or furniture store.

How to use Glass when you build or remodel

NOW YOU CAN HAVE BIG WINDOWS without chilly downdrafts if you use Twindow, Pittsburgh's new window with built-in insulation. Twindow cuts heating costs, adds to comfort.

YOU'LL NEVER TIRE of this sprightly living room combination: a fashionable built-in mirror (of clear or tinted glass) and a stunning fireplace surround of colorful Carrara Glass.

YOUR KITCHEN is the pride of your heart if it has lovely, reflective walls of Carrara Structural Glass. This glass comes in 10 pleasing colors. And it's so wonderfully easy to clean!

LOOK FOR THIS MARK OF GOOD PLATE GLASS

FREE BOOK FOR YOU. Shows how to take advantage of the glamour and gayety of glass to make *your* home more attractive. Contains scores of practical ideas on how to add extra charm to every room in the house. Many illustrations in full color. Send for your free copy. And remember to look for the blue Pittsburgh Label when you buy glass. This label is your guide to *quality* glass. Pittsburgh Plate Glass Company, 2189-7 Grant Building, Pittsburgh 19, Pa.

"PITTSBURGH" stands for Quality Glass and Paint

PITTSBURGH PLATE GLASS COMPANY

The Tale of TWO SHIRTS

Which Cost More?

One cost twice as much as the other.

But both are crisp, fresh, smart-looking. Both were starched with LINIT* to give them a smooth, flawless finish . . . *with no streaks or shiny spots.*

There's no trick to it. LINIT is easy to prepare. It makes a thin, fluid mixture that penetrates the fabric, lays tiny dust-catching fibres, gives an all-over luxurious finish.

Use LINIT for *all* fabrics . . . dainty cotton frocks, house-dresses, aprons, children's clothes, curtains, tablecloths, sheets and pillow cases . . . you'll agree that LINIT is the superior starch for all laundering.

P. S. The white shirt cost $7.95 . . . the blue $3.95

*LINIT IS A REGISTERED TRADE-MARK OF CORN PRODUCTS REFINING COMPANY, NEW YORK, N. Y.
©C. P. R. CO., 1947

...ADDS THE *"finishing touch"*

Valuable lumber was saved by using toweling for case doors as well as curtains in the kitchen. Besides table for indoor meals in bad weather, kitchen has snack bar

Privacy in dormitory-bedroom is attained by pulling curtain. Built-ins, as always, are used to save space

FOR A *Lifetime of Loveliness*

PANEL YOUR FAVORITE ROOM WITH WOOD

Picture-book beauty for your home. The soft, subtle charm of wood-paneled walls to make a cozy corner all your own.

How? With Weldwood Plywood! This modern material makes the world's finest decorative woods available to you.

Use Weldwood for new construction or remodeling . . . throughout the house or in only one room. There's a Weldwood Plywood to fit every mood . . . to blend perfectly with any decorative scheme.

Want a sleek, modern living room? Sheer walls of birch like those above create a twentieth-century touch that is always right at the peak of style. Or choose lustrous mahogany or rich American walnut for a wainscot in the dining room. Panel the den in cedar. Brighten your bedroom with the clean, crisp beauty of oak.

And in the years to come, you'll appreciate the very real economy your Weldwood walls provide. You can forget periodic expense for paper and paint the day they're installed. They'll stay bright and beautiful with a minimum of maintenance.

Also, Weldwood will never crack and need repair. It's guaranteed for the life of your home.

We are now in a position to make *immediate delivery* through your lumber dealer. See him today, and plan for a lifetime of loveliness with wood-paneled walls in your home.

Weldwood

PLYWOOD

Weldwood Plywood and Mengel Flush Doors are products of United States Plywood Corporation, New York 18, N. Y. and The Mengel Company, Louisville 1, Ky. Branches in principal cities, including Toronto, Canada.

"I'M THE PLASTIC BOND"

Weldwood

PLASTICS AND WOOD WELDED FOR GOOD

Waterproof Weldwood for exterior use is bonded with phenol formaldehyde synthetic resin. Other types of water-resistant Weldwood for interior applications are manufactured with extended urea resins and other approved bonding agents.

United States Plywood Corporation

Box 61, New York 8, N. Y.

Enclosed, please find 10¢ for copy of booklet, "Beautiful Wood for Beautiful Homes," showing many ideas in full color for beautiful low-cost paneled rooms.

*Name*_____

A.H. 7-47

*Address*_____

*City*_____ *State*_____

©DRM

Buttons Says:

"PRETTY SOFT LIVING WITH DAN RIVER SHEETS"

Dan River Sheets spell luxury—
When night-time comes especially.
Their touch is like a soft caress
To bring your dreams contentedness.

They're fresh and crisp as anything
And make your washdays fairly sing.
The secret? Cotton long and fine
Plus practice in the weaving line.

They're uniformly loomed with care
To give them strength for longer wear.
Think you could go for sheets like these?
Then simply say, "Dan Rivers, please."

Look for "Buttons," the Dan River doll, in your favorite store. Made by Inez Holland House.

Guaranteed by Good Housekeeping

Sleep beautifully on DAN RIVER SHEETS

DAN RIVER MILLS, INC., DANVILLE, VA.

lovely green and "planted" on the street side to create a charming feeling of greenery to offset the glare of the sun and of the sand.

But come, let's go through the gate at 119 and see what can be done when a family of four gets ideas! The brick path, which winds through the sand, is bordered by ice plant. At the right of the property, the whole area is devoted to sun bathing and beach activities—why worry that the water is a block or two away? Beach umbrella, lounge chairs, a low table for eating while sitting on the sand, all help to make this a favorite spot for the girls and their friends.

For those who find hot sand and sun less alluring, there is a spacious open porch with a red concrete floor. The underside of the roof of the porch is painted a cool green. Here one may lounge in comfort and look out to the patch of grass which Mrs. Mayers insisted was her landscape idea to create a sense of coolness near the terrace.

From this pleasant living terrace with its adjoining dining area, there are two doors—one leads to the kitchen, the other to the bedroom. The latter is a masterpiece of built-ins. It contains two pairs of double-decker beds, separated by a curtain in the center of the room, and serves as a dormitory for the family of four. The bathroom is off the bedroom, and can be reached from a path at the back of the house, so one can step from the

Much-used workbench is now used by Mrs. Mayers for potted plants. Guest room, below, is open to the blue sky and stars, but canvas-covered bed and hanging space behind curtains provide all the comforts of home

DON'T risk losing any of the precious hours of *your* vacation! If "those hateful days" should catch up with you just at vacation time, use *Tampax* for your sanitary protection. This very modern product is worn internally, so it needs no belts, pins or external pads. . . . No bulges or ridges can ever reveal themselves through your swim suit or under a formal dress. You can swim, hike or dance utterly without self-consciousness or embarrassment.

Tampax is not just an "improvement" in monthly sanitary protection. It is revolutionary. It brings you many advantages all at once. For instance, Tampax causes no odor. Also, no chafing. It can be worn in tub or shower. A whole month's supply slips into purse. And disposal is easy, for Tampax bulk is only 1/15 of older types.

Perfected by a physician and made of pure surgical cotton in throw-away applicators, Tampax is sold at drug and notion counters in 3 absorbency sizes, for varying individual needs. Economy box lasts 4 months® (average). Tampax Incorporated, Palmer, Mass.

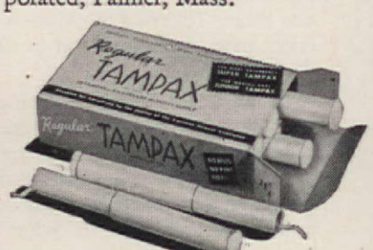

Accepted for Advertising by the Journal of the American Medical Association

Brighten Your Bedroom

WITH BEAUTY BORROWED FROM THE PAST

THIS 18th Century beauty will steal your heart away.

Just feel that dresser-top. See that swirl figure in the drawer fronts. Only painstaking hand-rubbing can produce such a soft, satiny lustre on this beautiful mahogany furniture.

And you'll love the silky smooth, hand-waxed interiors of all the dust-proofed drawers. Safe, snag-free storage for your finest fabrics.

Surely you'll want such furniture to last a lifetime. That's why it's made of choice mahogany from Mengel's own forests and mills . . . and, in addition, it's *Permanized**.

"Permanized"? Yes, haven't you heard? Mengel has perfected an exclusive method of construction that keeps furniture joints and veneers from coming apart . . . *ever!*

No matter what climate you live in . . . you can be certain your Mengel *Permanized* Furniture will remain sound and lovely for a lifetime.

There's Mengel *Permanized* Furniture to meet every taste, so look for the "Mengel Man" trademark when you buy. You'll be amazed at the modest price.

Meantime, send for our new booklet, "Let's Dress Up Your Bedroom." You'll find a host of ideas for your bedroom, and many helpful hints on the care and preservation of your furniture.

The Mengel Company, Department 146
Louisville 1, Ky.

Please send me your free booklet, "Let's Dress Up Your Bedroom."

*Name*_____

*Street*_____

*City*_____

*Mengel Trademark

© 1947, The Mengel Co.

Permanized
MENGEL
Furniture

Now! Expensive looking charm and elegance for less than a dollar a window! New drapes for less than it costs to clean your old ones.

Made of genuine plasticized cellulose—strong yet soft and graceful—CLOPAY *Lintoned* Drapes are a full 2⅔ yards long. Matching tie backs—automatic pleater—reinforced edges. In a stunning array of florals, stripes and plaids. Only 98c a pair.

CLOPAY offers you *two* types of curtains—for kitchen, bath, bedroom—for *every window from attic to basement.* 7-pc. Cottage Sets (above) only 59c. 5-pc. Hollywood Style (right) only 39c. Plasticized cellulose in gingham, polka dot and strawberry patterns.

Bring dingy windows to life with durable cellulose shades. *Lintoned* to "look like linen." Won't crack, fray or pinhole. As low as 19c ready to attach to roller without tacks or tools. With washable oil finish, 39c. (On rollers about 20c more.)

Free Booklet: "Beautiful Windows at Low Cost." Write to: Clopay Corp., 1286 Clopay Square, Cincinnati 14, Ohio.

CLOPAY

Reg. U. S. Pat. Off.

Beautiful Windows at Low Cost

Now available at 5 and 10c Stores, Variety Stores, Department and Other Stores.

sand or a swim directly into the shower without tracking up the tiny house.

Adjoining the bathroom and also accessible from the back path, is an amusing version of a guest room. There is a bed with a canvas cover, a hanging space for clothes, and a rack for a suitcase. Here is a place for visitors to change into swim suits.

The kitchen has a concrete floor, yellow walls, and cream-and-white ceiling with the roof rafters exposed. There is little casework. Open shelves for china save constant cleaning of woodwork, and make it easy for guests, when they help with the dishes, to see where everything belongs. A three-burner stove with no oven is tucked away in a corner, and all handy kitchen utensils hang on the wall next to it. Dark-blue linoleum is used for the drainboards. Since Mr. Mayers couldn't get plywood or lumber for any case doors, crisp blue-and-white tea toweling is used to hide shelves, and is also used at the windows.

In a tone of "now it can be told," the Mayerses relate the first visit of the building inspector. At this point, Mr. Mayers grins, as he admits the whole house was planned around a bunch of secondhand windows which had been a windfall. But the building inspector, quite obviously, had never heard of such tricks and, shaking his head, he turned to the anxious-looking owners of the little frame skeleton of a house and said, "Now tell me, whatever made you and Mrs. Mayers *think* you could build a house?"

THAT remark became a challenge for the whole family. Build a house, indeed, and why not? Of course, there were moments when they, themselves, wondered where they had found the courage, because the plumbing fittings just didn't fit, and the nails were too long and now show through the bedroom ceiling. Besides these difficulties, there were many bashed fingers and much paint in the hair. Long trips had to be made on the interurban cars when there were no gas coupons left, and short vacations had to be spent camping in the sand while long days of labor were spent building the house.

Was it worth it? Ask the Mayerses. "We really loved every minute of it. As a family we never had more fun, and now it is good to sit and purr over the fact that we did it alone, and to plan when we will start the living-dining room addition."

Ask the hundreds of soldiers who came to lie in the sand, to sun themselves and eat and relax as part of Mrs. Mayers active USO program. "This is a swell place; you unwind as soon as you walk in the gate."

Ask the friends who are given a key to the cottage for a week end when the Mayerses won't be there. "This is a heavenly place after a week of strenuous work in the city. The best part is you can come here without worrying about housekeeping; the house is planned to minimize housework."

Was this beach house—family style—worth the struggle? I ask you!

It's Easy to Create

Heart-Warming Rooms

—Use this Idea Book

Rooms that warm the heart—rooms that glow with cheer and hospitality—are easy to create with windows of Ponderosa Pine such as these. This *friendly* wood—so durable, so easy to paint—helps you plan interiors of great charm and comfort. Stock design doors and windows of Ponderosa Pine are made in a wide variety of patterns—to give full scope to your own needs and tastes—yet modern production methods keep costs moderate.

Our 32-page idea book—"Today's Idea House"—is crammed with interesting photographs showing how to make rooms more useful and more interesting—how to have more closet space—how to make rooms look larger—and dozens of other ideas.



Send only 10 cents for your copy of "Today's Idea House"—you'll find it a storehouse of inspiration! Mail the coupon!

PONDEROSA PINE WOODWORK
Dept. PA-7, 111 West Washington Street
Chicago 2, Illinois

Please send me a copy of "Today's Idea House." I enclose 10 cents. *(Please Print)*

Name.....

Address.....

City.....*Zone*.....*State*.....

For Friendly Living

Ponderosa Pine WOODWORK

America amazed at tone difference in records played with the Cobra Tone Arm

Reproduces records via Radionic Wave!

An entirely new principle . . . no crystals, no magnets, no needles to change. Magically erases *all* annoying noise, scratch, vibration!

Floats lightest on the record . . . only ⅔ of an ounce!

Brings out tones and delicate shadings *never* heard before! Keeps records like new—you enjoy them *hundreds* of plays longer!



Foolproof! You can drop the Cobra, even scrape it across records!

Nothing's harmed, because the Cobra Tone Arm's precious metal filament retracts automatically, never even touches the record!

New Silent-Speed Record Changer!

...Gently, quietly changes 10 inch records, 12 inch, or both sizes mixed—so fast you enjoy a practically *continuous* flow of music!

Plus Genuine Armstrong FM Radio, too . . . static-free even in storms!

Only Zenith brings you this glorious new reception without a special aerial...and on *both* the 50 and 100 wave bands, to protect you against any future changes!

No other radio...at any price...can give you

This Sensational New Way to Play Records!

ZENITH RADIO
LONG DISTANCE

Today—at your radio dealer's—get a thrilling demonstration of the new Zenith radio-phonographs with the Cobra Tone Arm. In just a few minutes, you'll discover why Zenith is taking all America by storm!

Illustrated above . . . Walnut Console Radio-Phonograph . . . Cobra Tone Arm, Silent-Speed Record Changer, Genuine Armstrong FM, International Short Wave and Standard Broadcast. Model 12H090 $375. Your choice of 42 other Zenith radios and radio-phonographs, from $26.95 to $395. (Slightly higher on West Coast.)

COPR. 1947, ZENITH RADIO CORPORATION

"YOU'LL NEVER HAVE TO DO THIS AGAIN, MR. BENNETT"



"Electro-Sheet" Copper for damp-proofing is thin, non-porous copper in long, wide rolls—firmly bonded to high-grade building paper.



This copper product is superior for moisture barriers on foundation walls, for concealed flashing at roof ridges, windows and doors. Furnished by building supply dealers.

SOLID BRASS hardware will serve long and well. For brass is durable as well as distinctive, providing hardware of quality that is always up-to-date.

Of course solid brass can never rust. Whether exposed to outdoor weather or the humid atmospheres of kitchen and bath, it retains its handsome appearance and smooth operation through the years. It is the *solid* brass that makes such service possible, so beware of hardware that's merely *plated* with brass over rustable metal.

The American Brass Company does not make hardware, but, for more than a century, has supplied solid brass, bronze and other copper alloys to leading manufacturers. Today, these firms are presenting new lines of solid brass hardware for small homes. Consult your building contractor or hardware dealer, and write for our free booklet, "How to Protect Your Home Against Rust." 4704

ANACONDA
from mine to consumer

THE AMERICAN BRASS COMPANY
General Offices: Waterbury 88, Connecticut
Subsidiary of Anaconda Copper Mining Company
In Canada: ANACONDA AMERICAN BRASS LTD., *New Toronto, Ont.*

Anaconda Copper & Brass

A Place To Play—and Swim

Ethel McCall Head

ONLY a short block from the Pacific is this white-and-yellow beach cottage owned by Mr. and Mrs. William McKenzie. A low brick wall separates it from the sidewalk, and a spacious window with a pot shelf, in place of the more conventional window box, extends across the front window to make the house attractive from the lane. The cottage is built on a narrow lot on Balboa Island, a short distance from Los Angeles. The island nestles between the mainland and the Balboa Peninsula—is connected with the mainland by a bridge. Here, the McKenzies have a delightful place to relax all summer long. Unlike many beach cottages, this house is attractively furnished inside and cute as a button from the outside.

It would be hard to realize how much room for living there is in this cottage if one were just to walk by it, for it extends back on the lot nearly three times its width. And remarkably good use is made of the small lot, too. A door opens from the back of the living room onto a closed patio, which is surrounded on three sides by the house itself and on the fourth by a high fence. Rather than an enclosed passageway leading from the living room to the two bedrooms and the combination study-bedroom, the house has an open porch. However, on cool nights when the family is gathered around the living-room fireplace, it is possible to get to the two bedrooms, usually used by the family, by going through the kitchen and the study-bedroom in back of it.

A family-style counter separates the living room from the kitchen, and it has become such a popular spot for quick meals and snacks that the McKenzies have dubbed it "Ye Olde Coffee Shoppe." The kitchen can be separated entirely from the dining end of the living room when occasion demands, however, by simply lowering the bamboo screen in the opening. Regular meals are served on the trestle-type table which is right next to "Ye Olde Coffee Shoppe."

Knotty pine was used for the woodwork, and was used also for the wainscot where it is laid horizontally. Above the wainscot, a boat-pattern wallpaper adds a nautical note. The McKenzies are enthusiastic sailors and even have named this summer house "Rowmac" after their boat which is moored in the bay, a short distance from the house.

A pleasant view of the brilliant blue water and the barren hills in the distance may be had through the large window at the back of the living room. A canvas awning provides protection from the sun in the patio.

Everything about the house is arranged to keep summer housekeeping to a minimum; at the same time, there is no feeling of "camping out" for the summer because the furniture is upholstered with attractive striped and print material. The floor covering is linoleum, which is easy to clean and very practical for a beach cottage. The bath is located so that the shower may be reached directly from the outside without having to track through the entire house. Bedrooms are small, in keeping with the plan to cut down on housework. Even so, each room has its own ample closet, and there is

Photographs by Bob Cleveland



The large window at the back of the living room looks out on the patio

Narrow lots aren't always a drawback—and the McKenzies' beach house is proof of it

a linen closet in the hall besides. Each bedroom, even the emergency study-bedroom, is provided with cross-ventilation—a superior bit of planning.

The McKenzie beach cottage is an excellent example of a house that has the things we are used to in a year-round house, and yet has all the advantages, as far as easy housekeeping is concerned, that we might expect in a vacation house. A house like this would not be any more expensive to build than many of the rough-and-ready cottages that we repair for vacations—but see what imagination can do to make vacations comfortable!

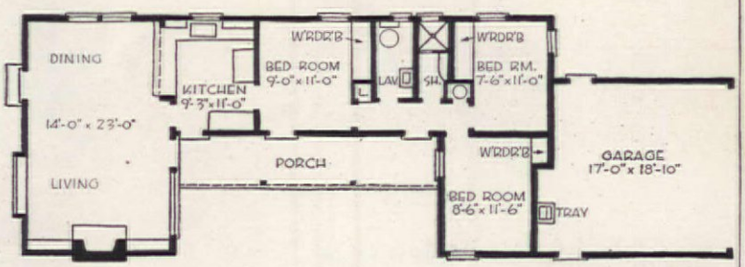

Home of
Mr. and Mrs. William McKenzie
Balboa Island, California

California

"Ye Olde Coffee Shoppe", an ideal spot for quick meals and snacks



View of living room from kitchen shows front door and dining table at right. Fireplace is at left end of room

destroys bugs!

PESTROY DDT
TRADE MARK REG. U. S. PAT. OFF.

KILLS
flies
mosquitoes
ants
roaches
bedbugs

PESTROY DDT kills - keeps on killing!

PESTROY DDT attacks nerves through bug's feet. It kills insects that walk on it.

Brush PESTROY DDT Liquid Coating over screens, around doorways, windows, plumbing, to kill flies, mosquitoes, ants, etc. Use PESTROY DDT Powder along baseboards, in closets, under carpets, on furniture to rid your home of crawling insects. PESTROY keeps killing for months. In Canada, ask for CERTICIDE AND PYRADEE.

39¢ 3 OZ. ACTIVATED POWDER
69¢ PINT LIQUID COATING

BY THE MAKERS OF Kwintex!

TODAY, HOME OWNERS ARE DEMANDING AND GETTING OIL-O-MATIC OIL BURNERS AT DOUBLE THE 1946 RATE AND AT SIX TIMES THE PRE-WAR 1941 RATE

Learn Why INVESTIGATE OIL-O-MATIC'S LOW PRESSURE PRINCIPLE

Learn How ASK ABOUT OIL-O-MATIC'S PREFERRED PURCHASER AGREEMENT

For the name of your nearest Williams Oil-O-Matic Dealer, consult the classified section of your telephone directory under "Oil Burners" or write to the factory at Bloomington, Illinois.

WILLIAMS OIL-O-MATIC HEATING SYSTEMS

EARTH BLOCKS BY "PUDDLING"

Anthony F. Merrill

A stabilized earth house can be built anywhere if proper proportions of sand and clay are present in soil



Three examples of earth houses. Note interesting textural effects; houses may be left natural or painted

HAVE you ever wished that the charm and simplicity of the adobe brick weren't limited to the arid sections of the American Southwest? Are you one of those Easterners or Northerners who wishes he could build these economical earth bricks in his own back yard, and use their interesting texture for house walls or for just a small bit of garden wall or tool shed, or some other outbuilding?

If the simple craft of adobe is your desire, and the form and texture of the adobe brick your aim, then you may thank the technicians of the Portland Cement Association for their recent experiments with earth building materials and their tests of "soil-cement." The Association made numerous tests with puddled soil-cement which indicated its fitness as a building material in any section of the United States.

Soil-cement is nothing but raw earth to which a small percentage of Portland cement has been added for the purpose of stabilization. In use, the earth material is generally tamped into shape. For roadway and airstrip beds, it is tamped right onto the ground. For use as a wall-building material, it is tamped solidly into a wooden form, after which the form is removed, and a soil-cement block results.

But there is another variety of soil-cement, not at all well known, which parallels in many ways the making of adobe bricks, and produces an end

1 A form of proper size, shovel, mixing bin and stout stick will be required for the puddling

2 Proper soil must be chosen, free from roots and foreign matter—no more than 50% clay

3 Testing soil; cut V through soil sample, continue moistening until sides of V lose their shape

4 Puddling first layer; note that mix is worked up carefully into all four corners of the form

5 A simple, easily constructed "slip-form" used for molding puddled soil-cement blocks

6 Finishing an earth block; two or three layers are required with puddling between layers

7 Using a straightedge to level the block after the puddling process has been completed

8 Three completed soil-cement blocks; form may be removed two or four hours after molding



Sparkling clean as the source itself

Hot Water "Packaged-in-Glass"

THIS NEW DISCOVERY about hot water gives you all the hot water you want . . . *automatically* . . . for every household use, cleaner and purer than was ever possible before.

No Rusting—No Corroding



PERMAGLAS Water Heaters are sanitary as a clean drinking glass, and for a very special reason: the *Permaglas* heater tank is *glass-fused-to-steel*, sparkling blue and mirror smooth.

It CANNOT rust or corrode under *any* water condition! It banishes tank rust that ruins laundry, corrosion dirt that stains water and fixtures.

Yet this is only one of a dozen remarkable features of a *Permaglas* Water Heater, including the beautiful modern design, concealed controls, a sturdy pyramid base. No legs, no outside gadgets.

At leading public utilities, merchant plumbers, and better appliance dealers; or write the nearest office below for complete information.

Manufacturers also of the famous *Duraclad* Automatic Storage Water Heaters—zinc-lined for economy and dependable service.

Guaranteed by Good Housekeeping

Gas or Electric

A. O. SMITH

Permaglas

TRADE MARK REG. U. S. PAT. OFF.

SMITHway WATER HEATERS

A. O. SMITH Corporation • New York 17 • Atlanta 3 • Chicago 4 • Houston 2
Seattle 1 • Los Angeles 14 • International Division: Milwaukee 1
Licensee in Canada: John Inglis Co., Limited

We're Lucky!

WE READ THIS BOOKLET BEFORE MAKING

Our Most Important Decision

Be wise (and lucky) yourself! Before deciding upon the kind of heating your new home will have, *get all the facts!* Send today for "Enjoy Better Living with Radiant Sunny Warmth." It's a liberal education in one of the most vital phases of home planning . . . beautifully illustrated in full color . . . crammed with heating information you should have before making a decision which so strongly affects your comfort, health and pocketbook.

The *Institute* of Boiler and Radiator Manufacturers

I-B-R REG. U. S. PAT. OFF.

The Institute of Boiler & Radiator Manufacturers
60 E. 42nd Street—Dept. B4, New York 17, New York
Please send your Free Booklet "Enjoy Better Living with Radiant Sunny Warmth."

Name .....
Address .....
City ..... Zone ..... State .....

product which almost exactly resembles adobe. This is the process known as puddling; the product being rather lengthily entitled, "puddled soil-cement blocks."

Puddling necessitates virtually the same mixture of earth and cement required by the tamping method, but a puddled mixture is not tamped. It is moistened until it becomes plastic enough to flow, at which point it is poured into a form the size of the desired bricks, just as a cook pours batter into a pan the size of a cake. The mixture is allowed to harden—which it will do very rapidly, the form is removed, and, lo, the end product: an earth brick small enough to be handled by one man, interesting enough in shape to form an unusual wall material, reasonably high in insulating quality, and strong and weatherproof enough to meet the necessary requirements for small, satisfactory home building.

The artistic appeal of earth bricks is obvious. But more advantageous to the individual is the practical attraction of a building block which may be home-manufactured by a nonskilled amateur, using no other tools than those commonly found in every garden, and a homemade form which can be quickly constructed in a few minutes.

But there are other advantages in the use of puddled earth bricks. They are very cheap, costing less than ten cents per cubic foot. They require, in comparison with tamped earth, no laborious tamping. The puddling is just an easy pouring into the mold, and then a gentle stirring with a stout stick—the puddling, itself. Then, too, the forms may be constructed of fairly light wood, instead of the heavy timber required in a tamping operation, where there is tremendous lateral pressure set up by the compaction.

A further advantage in the use of



Blocks should not be moved until two days after form is removed to allow for hardening **9**



Close-up of hardened blocks. Stand on end for curing which will require about seven days **10**

a household friend

Shut out dirt and dust that seep into your house! Press pliable Mortite around windows, doors, baseboards, etc. It's done in a jiffy. Keeps out ants and other insects; good for calking, stops rattles; ideal weatherstripping. Roll covers about 80 feet. At Hdwe., Dept. Stores, Lumberyards. Write for free booklet.

$1.25 *Higher West of Rockies and Canada*

J. W. MORTELL CO., 524 Burch St., Kankakee, Ill.

SCOTT WATER PUMP

DRAINS Washing Machines, Tubs, Cellars, Etc.

No parts to get out of order. Eliminates service calls. Can also be used for filling with hot or cold water. Special **WHITE** tubing resists scalding water.

Special price $3.00 F. O. B. (3 lbs.)
SCOTT PUMP CO., Dept. 19, Rochester, N. Y.

3 TIMES FASTER THAN SYPHON!

Banish Dampness

FROM BASEMENT and CLOSETS

FREE booklet tells how to remove excess moisture quickly at low cost with Dri-Air Dehumidifier. Write today!

DRI-AIR PRODUCTS CO.
1800 E. Forest, Detroit 7, Mich.

At our house, I'm it. But I'm bright enough to know when I've finally found the way to plug holes and cracks!

Just mix REARDON'S WATER PUTTY as you use it. No waste, no caking in the can. Dries hard and can be painted over. Will not shrink or loosen. Swell for reseating screws and repairing wood, metal, tile, plaster. Cent-sationally economical.

Get a can at your hardware, paint, variety or department store. **25¢ Lb. Can**

Made by The Reardon Co.
St. Louis—Montreal
Makers of BONDEX Cement Paint

Guaranteed by Good Housekeeping

REARDON'S WATER PUTTY

That's for me!

The Pipeline

COAL BURNER

NO CLINKER DIGGING—All the ashes are piped to dustproof container (holds 1 to 2 weeks' ashes).
NO COAL SHOVELING—Coal piped from your present bin any distance, any angle to your furnace—any type.
BURNS SMOKELESSLY almost any kind of fine or stoker-size soft coal. Automatic controls regulate heat.

FREE! Thousands in use since 1935. Write for FREE 20-page booklet. Pocahontas Fuel Company Incorporated, Stoker Division, 336 E. 131st St., Cleveland, O.

"ORIGINAL POCAHONTAS"
The Pipeline
COAL BURNER

ACTS LIKE A KNOCKER

RINGS LIKE A CHIME

Mirror inside the door

. . . it's *both* in one! Bright brass knocker brings a new spark of charm to your front door—a spark of envy to the eyes of guests. When they lift the knocker, merry music sings out. The chime is tucked away, on the back of the door, under a smart mirror for last-minute peek at tie or lipstick. The Edwards Door Knocker Chime installs in a jiffy—it's non-electric. Only $6.95* at hardware, electrical or department stores.

**Priced slightly higher in Canada*

EDWARDS & CO. NORWALK, CONN.

EDWARDS *Door Chimes*

puddled soil-cement blocks is the fact that any errors in manufacture will show up long before the bricks are ready for use, so that faulty bricks may be rejected before they are placed in a wall. With tamped earth, a wall may be completed before cracks appear, and with other earth bricks, failures sometimes occur long after bricks are manufactured and in place.

There are drawbacks which, though slight, are worth mentioning. In the first place, a layman desiring to build with bricks must realize that, simple though an earth brick may be to manufacture, the fabrication of a brick wall requires a fairly expert knowledge of the use of a trowel and mortar. Proponents of the monolithic rammed-earth will point out that the tamping method requires no mortar. The other disadvantage seems to be the time-consuming characteristic of puddled brick making. For, while the bricks, themselves, may be molded fairly rapidly, they require once-daily attention for at least a week, and then should be stored for curing for a minimum of three more weeks. The daily attention consists of no more than moistening the bricks with a garden hose, but there is a time element which delays them en route to the wall, for which they are ultimately intended. They have to be made a month in advance.

ANY average earth may be suitable for puddling, provided it is not too high in clay content, that the stones in the earth are kept small, and that the soil is taken from a subsurface source which is free of roots and foreign matter. It is important that the maximum limit of silt and clay, which any builder should allow in his earth-mix, never be permitted to exceed fifty per cent. In wet weather, clay soaks up water like a sponge, while in dry weather, it turns water loose very rapidly. This characteristic causes a great deal of mechanical action in a high-clay soil which results quite often in cracking and shrinkage. On the other hand, a high content of sand and gravel acts as a stabilizing factor in a puddled brick, and reduces the cracking possibilities, while adding to the brick's strength.

There are two ways of choosing a proper soil. Either one of them should be dominated by the construction of test blocks, but for the small garden tool shed construction, nothing more than "home test" bricks may be necessary. In contemplating the use of puddled soil-cement blocks for house walls, however, it is advisable to apply the U. S. Public Roads Administration (USPRA) soil gradation tests to representative samples of the earth. On the basis of these tests, make bricks only with earth which falls into one of the following USPRA groups: A-1, A-2, A-2-4, and A-4-2.

Any state highway soil laboratory should be able to perform the USPRA tests, and their use is urged upon the

You get double assurance of completely satisfactory insulation with an Eagle-Picher Certified Job

For completely satisfactory results, summer *and* winter, your insulating material must be of proven quality. It must also be installed the right way, to give the fuel savings and lasting year 'round comfort of completely satisfactory insulation.

You get this combination in an Eagle-Picher Certified Job . . . because each contractor agrees to follow exacting specifications. You're sure that fireproof, durable, Eagle-Picher Insulation is installed in all insulatable spaces . . . even hard-to-get-at places. Workmanship, areas to be insulated, and thickness are all factory-engineered.

You get a signed Certificate after the job is finished. As further assurance, Eagle-Picher field men make regular inspections of typical Certified Jobs. This exclusive insulation service was originated by Eagle-Picher for your protection . . . to provide *completely satisfactory* results you want.

EAGLE-PICHER INSULATION

Liberal extended payment plan available

EAGLE EP PICHER

The Eagle-Picher Company, Dept. A-77, Cincinnati (1), Ohio
Gentlemen: Without obligating me, please send particulars about an Eagle-Picher Certified Insulation Job. (Please check only one.)

☐ For present home ☐ For future home
☐ Students: check for special information

Name_____

Address_____ Zone_____

City_____ County_____ State_____

Somehow I feel like dressing up for Stanley

● MY KITCHEN'S DRESSED UP . . . with gleaming Stanley Blue Ribbon Cabinet Hardware . . . why shouldn't I?

Stanley Hardware not only gives my kitchen a well-groomed appearance, but it saves me twenty times a day from irritating little annoyances. With Stanley Hardware, doors really *latch* when they're supposed to . . . *release* when they're supposed to . . . open free and easy on the hinges. Knobs are neat and trim, *stay* neat and trim! Latch handles, pulls and knobs are designed with ample finger room for grown-up hands.

When you plan your kitchen or pantry, plan on Stanley Blue Ribbon Hardware. See it at your dealer's—the most practical hardware, at a price that's much lower than you'd think. The Stanley Works, New Britain, Connecticut.



NEWPORT PATTERN
Chromium with beautiful red or black plastic thumb-piece. Drawer pulls to match.

PRINCESS PATTERN
Attractive blend of chromium and colorful plastic thumb-piece — with matching pulls.

STANLEY
TRADE MARK
HARDWARE · HAND TOOLS · ELECTRIC TOOLS

prospective large-operation builder. When sending samples for testing, be sure to ask for figures on the "liquid limit" of the sample soil. This term denotes the limit of saturation, for any given soil, at which it will lose its normal solid shape, and begin to flow as a liquid. In the laboratory, it is determined by cutting a V through a soil sample, and moistening the sample until the sides of the V lose their shape and begin to flow toward one another. The liquid limit is important to the puddled-earth user in helping him judge how much water he will need to achieve plasticity with his earth.

For simple projects, a home test involving the construction of a few sample blocks should be sufficient. As a preliminary, any soil which can be shaped in the hands under manual compression to the form of a snowball—a form which it should maintain down to the marks of the fingers —will probably be a satisfactory puddling earth. But test blocks are necessary, not only to prove that a given earth will lend itself to puddling, but also to assist the builder in arriving at a correct cement content.

THE Portland Cement Association has found cement percentages ranging between six and ten per cent of the total compacted mass will ordinarily make a soil-cement under the tamping method. This same percentage is also sufficient for puddled soil-cement, but tests have shown that, while the strength of puddled bricks is satisfactory at these low percentages, an addition of four per cent above optimum is necessary to bring a puddled brick up to the same comparative strength of a tamp-compacted brick. Thus, it may be said that puddled soil-cement demands the admixture of ten to fourteen per cent of Portland cement.

In figuring these percentages, remember that they refer to the total finished mass, not a mixture of so much cement to so much loose earth. There is a great difference, not only because the volume of loose earth varies with various earths, but also because they don't all lose volume equally, when moistened. So loose earth is not an accurate measuring gauge, and for this reason, the percentages have been worked out to apply to a finished segment of puddled soil-cement. Since puddled earths are not as highly compacted as tamped earths, and cement is inexpensive, the additional four per cent is not a serious added expense.

The manufacture of soil-cement blocks requires only a firm, flat working space, suitable soil, Portland cement, water, and the forms for molding the blocks. A shovel or hoe serves for a mixing instrument, and any stout stick will be satisfactory for puddling the mixture into the forms. The accompanying illustrations show the plastic mixture in an old wash bucket, while this is all right for small back-yard experimental work, a low-sided mortar-

The TRAVEL COACH that is a Perfect Home
Palace
Solves Both the Travel and the Housing Problem

The Palace Travel Coach! A luxurious home to take with you when traveling—or to live in until houses again become plentiful. Has combination living room, dinette and kitchen, and separate bedroom—all completely furnished. Efficient air and heat circulation. "Uniflow" lighting and a host of other unusual features.

The Only Trailer With An Automobile-type Body

It has a die-formed, "Pan-L-Frame," aluminum body—an exclusive Palace feature, resulting in increased strength and, at the same time, reduced weight. It's the trailer, above all others, that you will want to own. Moderately priced. Send postcard for literature showing exterior and interior in colors.

FREE Catalog

PALACE CORPORATION
Flint, Michigan

INLAND TRACTAL
The Greatest Thing on Wheels for Boys and Girls

Direct Factory Price $26.75

FREE Illustrated and descriptive Folder upon request. Write for it and state age and height of child.

Heavy cast aluminum and steel throughout. Oversize rubber tires on disk wheels. Steering wheel, mock throttle and shift lever, just like a real tractor.

INLAND MANUFACTURING CORP., Dept. E
158 Ellicott St. Buffalo 3, N. Y.

Enjoy Your Own OUTDOOR FIREPLACE

In the privacy of your own grounds. Just get a HANCOCK SKELETON UNIT, which comes complete with grates, doors, etc., and build the masonry around it, as simple or elaborate as you like. Ovens, barbecue spits, etc., also available.

Write today for complete information, enclosing 10c (coin) for large 4-page Plan Sheet—"HOW TO BUILD YOUR OWN OUTDOOR FIREPLACE"—containing working drawings for a variety of designs.

Patented

HANCOCK IRON WORKS
177 W. Pike St., Pontiac 14, Mich.

WRITE FOR OUR CATALOG!

POST-TOP LANTERNS
WIRED - 16½ IN. HIGH
RUST-PROOF
$11.50

SPENCER STUDIOS
710 CHESTNUT ST., PHILA.

YOU PAY LESS FOR HOT WATER with the GILLEN Automatic OIL BURNING WATER HEATER
Sold only through your local plumber.

J. L. GILLEN CO. Dowagiac Michigan

Swim LIKE A DUCK— first time in deep water!

That's how fast children learn to swim with Stay-A-Float! Filled with Kapok (6 times more buoyant than cork) this snug fitting little jacket holds the body up on the water in swimming position.

Nothing to puncture, no air to leak out, adjustable straps between the legs prevent slipping up or down, or coming off in the water. This important safety feature is an exclusive patented feature of Stay-A-Float.

PLAY ON WATER — PLAY SAFE with

STAY-A-FLOAT

With Stay-A-Float you can take the children with you boating and fishing without worry or fear. It will be good for them to enjoy the thrills of healthful water sports — in SAFETY. Sold in department, marine, and sporting goods stores.

Free SWIMMING LESSONS

Simple, illustrated lessons by Adolph Kiefer, world's back-stroke swimming champion. Shows how to teach beginners — how to develop good form and master speed strokes. Write today!

THE AMERICAN PAD & TEXTILE CO.
GREENFIELD, OHIO
CANADIAN BRANCH • CHATHAM, ONTARIO

Treat your whole family to a vacation in Québec—where the charm of past centuries still lingers beside the most modern highways. A French-Canadian welcome awaits you in Québec's modern inns and hotels. For maps and booklets write PROVINCE OF QUÉBEC TOURIST BUREAU, Québec City, Canada.

LA PROVINCE DE **Québec**

board, for mixing and moistening the soil-cement, will be more efficient when turning out blocks in quantity.

The form illustrated, is probably the simplest multiple block form possible. Modeled exactly after a form used by the Indians, it is merely a bottomless mold for three bricks, made with four-inch, light-weight lumber, carefully measured to provide eight-inch by twelve-inch openings, and then nailed securely together. Tabs stick out at the ends to provide handles for removing the forms from completed blocks. Since the forms must remain on the bricks for about two hours, production up to a certain point is limited by the number of forms available.

There are many variations for forms. A single brick form may be built with three corners hinged and the forth hooked together. Thus, when it is time to remove the form, it may be unhooked at one corner, and "unwrapped" from the brick.

A rigid form is sometimes difficult to free from fresh bricks without damaging the sharp corners and edges, in which case some method of extrusion will have to be evolved. Here, again, simplicity is obviously the best choice. A thin board or piece of plywood, shaped just under the length and width of the brick size, can be used to hold the brick firmly down along its top surface while the form is being lifted off. In effect, then, the brick has been extruded in a downward direction, and the board, fitting close to the form walls, overcomes any tendency the moist brick might have to stick to the sides. However, there is generally enough shrinkage at the edges of the brick to free it so that the form may be slipped off easily after about two hours of setting.

Form size is dictated by the desired brick size, and this, in turn, depends upon the thickness and height of the wall to be built. A twelve-inch wall requires a twelve-inch brick, of course, and it may be eight inches by twelve inches, or twelve inches by eighteen inches, whichever is preferred. But earth bricks must be at least four inches thick, to prevent cracking and damage in handling.

IN determining earth-brick wall widths, it is best to follow U. S. Bureau of Standards recommendations for these special materials; to wit, wall heights should not be more than ten times wall thickness.

The best method of measuring ingredients is to use a "bottomless box" of predetermined cubic dimension. If experiment with your soil shows that it takes four cubic feet of loose earth to make two cubic feet of finished brick, for example, and if two cubic feet of brick at one time is what you wish to mold, then build a bottomless box which will hold four cubic feet of loose earth. Fill it level with earth on the mixing platform, then remove the box.

Assuming that ten per cent cement

MORE ROOF VALUE FOR YOUR MONEY

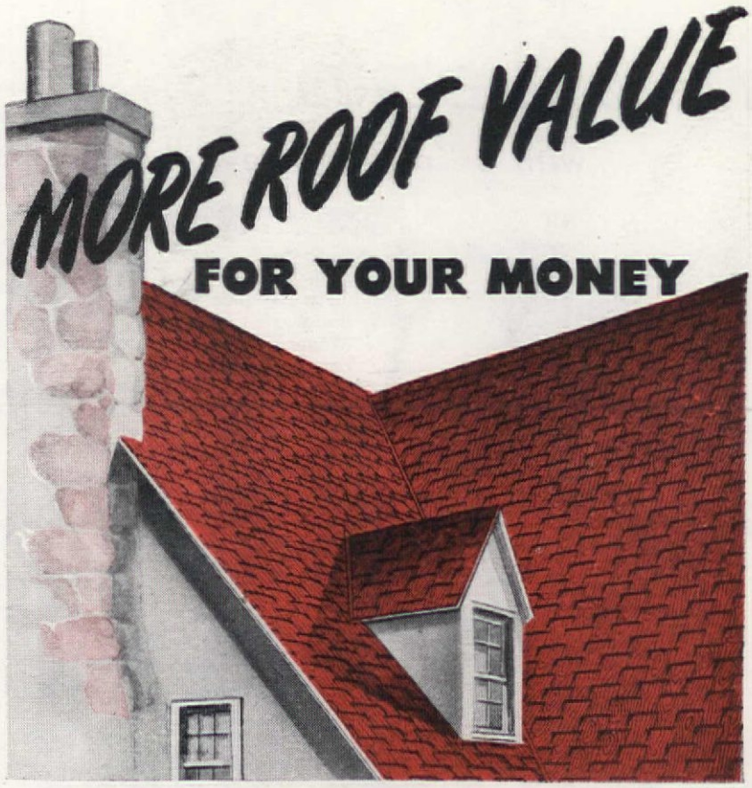

GREATER PROTECTION PLUS GREATER BEAUTY

● "Like getting two roofs for the price of one," you'll say, because these Ruberoid Dubl-Coverage Tite-On Shingles give you something entirely new—*windproof construction plus double coverage!*

By *"double coverage"* we mean a complete double layer of shingles right over the entire roof area, not just part way. By *"windproof"* we mean shingles that the strongest winds won't curl up or blow loose. Completely different in design, Dubl-Coverage Tite-Ons *overlap* to give a solid-barrier underlayer, *interlock* to make a roof that's virtually "one-piece" and locked-down against storms! Handsome in appearance too, for their graceful basketweave pattern and deep shadow-lines add charm to any roof.

With *all* these exclusive features, Dubl-Coverage Tite-Ons are surprisingly low priced. They give you years of extra protection, added freedom from maintenance, and greater value for your money. Only RUBEROID makes Dubl-Coverage Tite-On Shingles—a product of over 70 years experience in the roofing industry.

BETTER IN EVERY WAY!

DOUBLE COVERAGE—two complete layers over entire roof.

WINDPROOF—interlocking design keeps them anchored down.

HEAVIER WEIGHT—more rugged and longer lasting.

HANDSOME DESIGN—makes a unique basketweave pattern roof.

MODERATE PRICE—reasonable initial cost—no expensive maintenance worries later.

RUBEROID

DUBL-COVERAGE TITE-ON SHINGLES

MAIL THIS COUPON TODAY FOR FULL INFORMATION

The RUBEROID Co., 500 Fifth Ave., New York 18, N. Y. AH-7

☐ Please send me free booklet on Dubl-Coverage Tite-On Shingles.
☐ I am interested in shingles for new roofs.
☐ I am interested in shingles for re-roofing.
☐ What is the name of the nearest Ruberoid dealer?

Name_____

Address_____ City_____ State_____

modern

. . . with a "nice-to-live-with" look

Heywood-Wakefield's distinctly pleasant flow of line warms your heart to Modern as Modern should be. "Home Planned" designs and light finishes assure harmony of feeling as you add pieces to living room, dining room, bedroom. Ask for this livable new Modern by Heywood-Wakefield at better furniture and department stores.

HEYWOOD-WAKEFIELD
EST. 1826

GARDNER, MASS.

may be the ideal admixture for your particular earth, add to the pile ten per cent of two cubic feet, not ten per cent of the loose cubic measurement. Measuring cement is not too difficult, for the industry has simplified things by putting cement out in standard sacks of one cubic foot capacity. These sacks weigh only ninety-four pounds, the cubic foot weight of cement, and with sack size and pounds, the builder may calculate by volume or weight, as he sees fit. So, ten per cent of two cubic feet works out at just under nineteen pounds. (For small mixtures, a standard measuring cup is about 1/120th of a cubic foot.)

When mixing cement into the earth, work it through the pile with a hoe or shovel, until the whole mix becomes an even color with no streaks of earth or cement showing. Break up all the little clods of earth that may be encountered, so that the cement mixes with all the granular elements of the earth. Also, throw out all foreign matter, and any stones which are so large that they might settle in a plastic mix to the bottom of the brick, or might interfere with the ease of puddling.

The water is not added until after the cement has been thoroughly dry-mixed with the earth, and then it must be added carefully. What is desired is a plastic mix, not a watery one. An estimated two per cent too much water will turn a plastic earth mix sloppy and runny. So add the water slowly. It will require surprisingly little to bring a mixture up to correct plasticity. Water is worked in with a hoe or shovel, and when the mixture is correct, it may be placed in the forms. The plastic limit may be easily observed by running a stick or spade blade through the mixture as it is being worked up, and observing the side walls of the groove that is left behind. When these close up rapidly, the mixture is saturated with moisture to its liquid limit, and is ideal for puddling.

Never mix more wet soil-cement than can be used within an hour, and if a mixture remains unused for much longer than this period, throw it away. Cement action begins very soon after moistening, and soil-cement, after too long a wait, will not be satisfactory.

THOUGH shrinkage of a puddled soil-cement brick is much less than that of adobe, it is advisable to place something under the forms which will give the bricks a supple surface to lie on, and do their shrinking unimpeded. Some adobe workers use burlap which contracts as the brick shrinks, but soil-cement seems to work satisfactorily on a surface of wrapping paper or building paper.

Pour the plastic soil-cement into the forms in two or three layers, pausing in between each layer to work the mixture well up into the corners. When the form is filled, work a stick gently up and down through the mixture so that it is all

Ready Made for Smart Custom Fit

Roley Poley
CUSTOMETTE
SLIP COVERS

New patented construction for perfect, custom fit. Box pleats. Cord-welt seams. Exciting new patterns. Washable, pre-shrunk fabrics.

Let Roley Poley send you their interesting new folder on slip covers and the name of the Roley Poley dealer nearest you.

- Two-piece construction. Fully adjustable. Anchored against slipping.
- Beautifully finished in back as well as front.

Ready made for chairs, sofas, ottomans, studio couches and sofa beds . . . also matching window drapes.

AT LEADING DEPARTMENT STORES Roley Poley Mfg. Co. Chicago 10, Illinois

Costume Jewelry
for your home!

Just as rings, necklace or bracelet glorify *you*, so do Mersman tables enhance the beauty of your *home* . . . with stunning new charm, sparkle, life! Select several Mersman "costume jewelry" tables for your living room, den, library . . . from Mersman displays at leading furniture stores or departments.

The Mersman Bros. Corp., Celina, Ohio

Mersman Tables
Jewelry by Coro

© 1947 Mersman Bros. Corp.

SIESTA WARE
By Benner



DISTINCTIVE, UNDUPLICATED GLASS SERVICE

Mellow Amber, carved-oak handles, ancient-styled brass bands—created by California craftsmen.

A. Potato Chip Bowl 6½" Diam.	$2.50
(Same) Hors D'Oeuvers Dish 5"	1.85
B. Beer Stein (Set of 6)	6.00
Beer Stein (Each)	1.25
C. Pitcher—(Beer, Soft Drinks) ½ Gal.	4.50
(Same) 1 Gal.	4.95
D. Wall Vase	3.50
COMPLETE SET—6 Beer Steins, 1 Gal. Pitcher	10.95
Same, with each piece monogrammed with 1 letter	11.95
NOT PICTURED—Ice Tea Glasses (Set of 6 only)	3.00
PERSONALIZED SAND-CARVED MONOGRAMMING: 1 letter . . . 25¢ each; 3 letters . . . 50¢ each	

At Your Quality Dealer's or Order Direct. Prices Postpaid U.S.A. Send check or money order today. Write for free catalog.

BENNER GLASS COMPANY
180 San Fernando Road, Los Angeles 31, Calif.

AMAZING NEW Pocket or Purse Size RADIO!

Small as a Pack of Cigarettes! Weighs only a few ounces—Beautiful black chrome plastic case. Uses new crystal diode. Hi-Q- slide dial. No tubes, batteries or electric "plug-ins" required! Receives local broadcasts and

GUARANTEED TO PLAY

when used according to instructions sent with each radio! You can use it at home, in many offices, hotels, cabins, in bed, etc.—lots of fun—real entertainment!

SEND ONLY $1.00 (cash, money order, check) and pay postman $2.99 plus delivery fees on arrival or send $3.99 for postpaid delivery. Complete as shown ready to play with self contained personal phone. For gifts—children will love it—grownups too! An exceptional value—order yours and enjoy the many good radio programs coming! Don't be without your Pa-Kette Radio another day! (All foreign orders $5.00 U.S. cash.)

Pa-Kette Electric Co., Dept. AH-7, Kearney, Nebr.

FREE SAMPLES

QUICK CASH for you

Your chance to make *real profits* in full or spare time by offering our beautiful, complete line of Christmas and everyday greeting cards. ONLY $1.00 FOR 50. Rush name today.

WESTERN ART STUDIOS, Dept. 15-G
257 S. Spring St. Los Angeles 12, Cal.

thrilling gifts

in chrome and fine glass

FOR those whose happiness you cherish, give beautiful Krome-Kraft accessories in lustrous chrome and fine hand-made colored glass, like this smart, modern compote. Chrome holder snaps on and off for protection and easy cleaning. At gift, jewelry and department stores. Write for free booklet.

Krome Kraft
FARBER BROTHERS

Snaps on Snaps off
(patented feature)

17 Crosby St., New York, N. Y.
"DISTINGUISHED FOR QUALITY"

new . . and beautiful!

Snowberry

So exquisitely different . . . so tastefully decorative! Round white berries on a dainty twig. 52 lovely pieces—hand-painted under glaze—in Persian Blue, Fern Green, Dusty Rose. The right gift choice for every occasion! At better stores.

send for new book

New! "How to Decorate With Art Pottery." 24 beautifully illustrated pages — a new booklet every woman wants! Send 10c to cover postage and handling.

ROSEVILLE POTTERY, INC.
Dept. A-77, Zanesville, Ohio

Roseville
decorative art pottery

of one piece, and has been well shaped in the form. This is puddling, and its object is to free the brick of voids which might weaken it. The puddling action should not be overdone, particularly in a very wet mix, as too much working may float the cement to the mixture's surface.

Finish off the bricks by leveling them smooth with a straightedge. No troweling is necessary, as it is desirable to have a slightly roughened surface for the mortar to grip later, when the bricks are in the wall.

Though the forms may be removed in a comparatively short time, the bricks should remain untouched for about two days, before they are handled. When they are very fresh, careless handling may cause them to crumble at the corners or edges, but once they have hardened a little, they may be stood on end for curing, drying, and storage. If half bricks are desired, the fresh bricks may be cut in half with a knife or taut wire, when they are first freed from the forms.

Soil-cement blocks must be damp-cured for seven days after being puddled. Damp curing prevents bricks from drying out before the binding action of the cement has been completely accomplished and, while in theory, it requires the maintenance of constant temperature and humidity, in practice, it means moistening the bricks every day for a week. The easiest way to do this is to wet them down once a day, with a gentle spray, until they are moistened but not soaked. In hot weather or in a very sunny spot, it may be necessary to moisten them more often.

A BETTER method than spraying is to keep new bricks under damp burlap for a week. If burlap is economically available to a builder in sufficient quantity, this method is suggested in preference to spraying.

Portland Cement Association recommends that, after damp curing, the bricks should be dried for at least three more weeks before being used. This drying need not be accomplished indoors, nor will mild rain sprinkling bother the bricks while being dried. But if they are likely to be subjected to prolonged showers, they should be protected by storing under shelter, or being lightly covered with building paper.

How to choose the correct cement content for puddled brick? That's where the sample bricks play their essential part. The only way to determine what is a satisfactory percentage for a given soil is to make up three or four test bricks with cement contents ranging from six to ten per cent, and after curing and drying, to test them for performance.

A very convincing trial for soil-cement brick is the wet-dry test. Immerse the dried brick in water for two or three hours, scrub it while wet with a metal-bristle brush, and then let it dry. Repeat this whole cycle about three times. The brick with the lowest cement content,

When we insulate **YOUR HOME...**

The responsibility is **ALL OURS!**

Start to finish, it's our responsibility. The Chamberlin man plans it with you. Tells you what your dollar is buying in heat savings, better health and comfort, Winter and Summer.

Chamberlin's own expert installers explore walls, locate obstructions, choose blow-in points, open and close them skillfully.

All wall spaces get uniform, dense rock wool insulation. Attics, too, are covered to proper, efficient depth. Chamberlin mechanics take pride in their clean, thorough work.

Job done? Not until it passes Chamberlin's own tough inspection! Watch the careful check yourself. Your home is really wrapped in year-long comfort with Chamberlin Rock Wool Insulation!

COOL IN SUMMER, WARM IN WINTER! In Summer, Chamberlin Rock Wool insulated homes are 8 to 15° cooler. Rock wool saves fuel in Winter (up to 40%, customers report), makes homes healthier, happier places to live... Use Chamberlin's easy "Save As You Pay" plan to enjoy Chamberlin insulation now! Call the Chamberlin Man. See phone book or use coupon.

50th ANNIVERSARY
CHAMBERLIN
CHAMBERLIN COMPANY OF AMERICA
DEPENDABLE WEATHERPROOFING
1897-1947

Weather Strips and Calking
Combination Screen and Storm Windows
Porch and Window Screens

NEW HOME PLANS DELAYED? BE COMFORTABLE WHERE YOU ARE!

FREE "A Guide To Home Comfort"
This valuable, informative booklet has helped thousands to greater home comfort, economy, health and happiness. Send for your copy *today!*

CHAMBERLIN COMPANY OF AMERICA
1247 LaBrosse Street, Detroit 26, Mich.
Please send free book.
☐ Present Home ☐ Future ☐ Student Data

Mr.
Mrs. _____

Address _____

City _____ State _____

Here's your key to *modern heating comfort* in new homes or old. Simply replace the wooden baseboards on exposed walls with these hollow, cast-iron baseboards, only 7" high and 1¾" thick—supplied with steam or hot water from your regular heating boiler. Then, the whole room is flooded with *radiant* heat. No drafts. No cold spots.

BASE-RAY* RADIANT BASEBOARDS give any room new charm and livableness . . . floor space becomes 100% usable . . . furniture and drapes being placed exactly as you wish. For full details mail coupon. *Reg. U. S. Pat. Off.

Burnham Corporation
BOILERS and RADIATORS
IRVINGTON, N. Y.
Member of the Institute of Boiler and Radiator Manufacturers

Burnham RADIANT HEATING SINCE 1873

Burnham Boiler Corporation, Irvington, N. Y. Dept. AH77
Please send folder on your new BASE-RAY Radiant Baseboards to:
Name_____ Address_____
City_____ State_____

All valves and fittings are concealed.

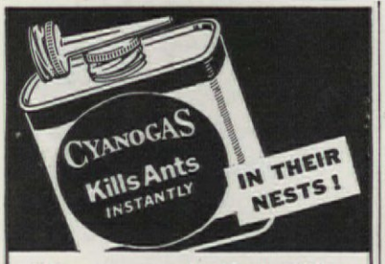

Rid your lawn or garden of ants and keep them out of the house. Just keep CYANOGAS* handy and pour a few grains in each nest. The gas produced kills *all* the ants in the nest *instantly*. Can be applied in a matter of seconds. Sold at drug, hardware and seed stores. *Reg. U. S. Pat. Off.

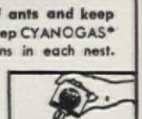

HANDY SPOUTED CAN ONLY 30¢ . . . ENOUGH TO KILL A MILLION ANTS!
AMERICAN CYANAMID COMPANY
30-1 Rockefeller Plaza, New York 20, N. Y.

If you really want to get a bang . . .
Just watch my brand new Toro, gang!

TORO POWER MOWERS
TORO MANUFACTURING CORP'N, MINNEAPOLIS, MINNESOTA

Burpee's GIANT TRUMPET Daffodils
4 BULBS 25¢
Large flowers on long stems—*yellow, white* and *bi-color*. A special mixture, all guaranteed to bloom. 4 Bulbs 25¢; 17 Bulbs $1; 100 Bulbs $5; postpaid.
Fall Bulb Book Free—Tulips, Daffodils, etc.

W. ATLEE BURPEE CO.
111 Burpee Bldg. Philadelphia 32, Pa. OR 111 Burpee Bldg. Clinton, Iowa

for Picnics, Barbecues, Steak Fries
here's the OUTDOOR FIREPLACE you can build yourself!
only $29.50 (F. O. B. Youngstown)

The Grill King is a barbecue beauty, a self-contained unit ready for masonry . . . easy to build and sure to make a hit with your picnic crowd! All you have to do is add stonework or bricks in the design you like best. Outdoor cooking's a real treat with the Grill King. Made of sturdy steel plate, it has adjustable grids for use with any solid fuel. Grate size is 13½"x24". Complete assembly instructions and design suggestions are sent with each grill.

Get set for your outdoor parties now—order a Grill King today. Satisfaction guaranteed. Send check or money order to . . .

GRILL KING BOX B, WEST SIDE • YOUNGSTOWN 9, OHIO

whose surface stands up to this beating, will determine the lowest cement content advisable for your soil. Additional tests include jabbing the brick with something like an ice pick, to see if it will resist penetration, and breaking a brick in half, to see if it breaks relatively clean, or if it crumbles badly in breaking. A crumbly brick is, of course, unsatisfactory, and a higher percentage of cement must be used.

As a matter of fact, once minimum cement content has been determined, the builder is urged to add the four per cent to this minimum figure when actually making his bricks. In addition to bringing the strength of a puddled brick up to that of tamped cement, it also provides a comfortable safety margin for the man who uses the bricks.

Puddled soil-cement bricks are, in themselves, sufficiently weatherproof and waterproof to be used without any surface covering. But in many instances, a builder will wish to cover them not only for decorative purposes, but also for added seal against storm-driven rain water. By far the most satisfactory covering for any soil-cement is a product known as cement-water paint, or just as cement paint. No other exterior covering, except stucco, will be satisfactory on soil-cement. But for interior surfaces any normal oil paint, casein water paint, or even whitewash, may be expected to perform as they would on any other masonry wall. Because the surface of soil-cement is somewhat porous, the most practical interior covering is casein water.

Builders interested in stabilized earth bricks should be informed that puddled soil-cement does not represent the sole means of stabilizing adobe mixtures. There is a method of waterproofing adobe by mixing emulsified asphalt in with the adobe mud to produce a product known as "bitudobe." Bitudobe has become reasonably popular, in the adobe country, among modern builders who want to protect their adobe against the freaks of weather, which occasionally bring flash floods to adobe regions. But, in spite of its popularity with these builders, bitudobe does have its deficiencies. The finished brick is dirty brown in color, and its chemical character is such that it is difficult to get a covering material to adhere to it. In some instances, too, there are chemical failures in bitudobe which may not become apparent until after a brick has been placed in a wall.

Though the British have been using puddled earth in South Africa for the last twenty or thirty years, it is so new to this country that there is little published general information on puddled soil-cement other than that contained in this article.

Reference Lists Available: Log Cabins, Tile Bonding Compounds, Rammed Earth, Swimming Pools—3¢ each. Address: Architectural Department, The American Home, 444 Madison Avenue, New York 22, New York.

$1.00 rids your lawn of ugly weeds

WEED-NO-MORE
AMERICA'S No. 1 WEED KILLER
won't harm most common lawn grasses

New Weed-No-More Automatic Sprayer—only 59c—just tilt and spray the weeds away.

By the makers of KEM-TONE, the miracle wall finish

$1.00 8 OZ. MAKES 8 GALLONS Enough for average lawn
$2.98 Qt. Economy Size Makes 32 Gallons

Proved on America's Lawns
Weed-No-More kills dandelions, plantain and other ugly weeds without back-breaking weed digging. Simply dilute with water, spray it on—weeds die! Apply several times a season as new weeds appear. Get Weed-No-More today!

SOLD BY STORES EVERYWHERE

PRODUCTS OF **SHERWIN-WILLIAMS RESEARCH**

Bringing the marvels of science to your home

Even without a House We're Enjoying Our Home!

ur view moved a legendary Indian say, "Me likum here." So do we

Helen Falk

We can't build yet, either. hat explains why we became a fam- foursome of commuting gardeners n the two-acre tract we bought two ears ago in Golden Valley, a Minne- olis suburb. The results of devel- ing and working it last summer ve convinced us that you don't ve to wait until you can afford to ild in order to start, today, one nd of building toward the future.

This is how it happened: We had ard that some choice acreage was ing sold in good-sized plots. It unded—and looked—like just the nd of place we wanted—close to wn, with a creek running through it, d a school near by. As we walked er the ground with the owner, I stopped at the highest point, looked out over the scene and somehow felt that it was made for us. The building site was a "natural." Little landscaping would be needed. A grove of oaks with a scattering of elms among them had been spared. Below, willows bowed gracefully over a bend in the swift, sparkling stream. Roger and Linda, scurrying up and down its bank, shouted with glee, "Swimmin' Farm! Swimmin' Farm!"

"Well, what do you think?"

I turned to my husband, knowing that my answer was also his. "I could be happy here." . . . So we bought.

The land, plowed that fall, was ready by spring for the enrichment that a soil analysis showed to be nec-

Our first year garden gave us good eating and promise of more to come

The creek is the source of lots of healthy fun for all the family

Crane Sixteen Boiler—a packaged boiler, oil burner, unit. One of a complete line of boilers for any heating system.

what heating is best for your home?

unrestricted choice in the Crane Line

How would you go about choosing a heating system? Which gives more comfortable heat—hot water, steam, warm air?

All fuels—coal or coke, oil or gas—have their advantages. Which is best for you?

Your Crane Dealer can give you unprejudiced advice on the system that will give you the greatest comfort—the greatest efficiency because the Crane line he offers includes everything for every type of system.

By installing a complete Crane system you are assured of the highest quality. All parts will function smoothly and efficiently. Above all, your Crane Dealer assures you skilled installation backed by years of experience.

Crane provides automatic controls for every heating system.

Crane oil burners are engineered to supply efficient economical heat.

New Compac radiators require less floor space. A wide range of sizes.

EVERYTHING IN HEATING

Boilers for every fuel
Warm Air Furnaces
Winter Air Conditioning Units
Radiators and Convectors
Controls and Water Specialties
Oil Burners and Gas Burners
Stokers, Valves, Fittings, Pipe

"How to Select the Right Heating System for Your Home"—an informative booklet giving data and comparison of various types of heating systems—sent on request.

CRANE

CRANE CO., GENERAL OFFICES: 836 S. MICHIGAN AVENUE, CHICAGO 5

PLUMBING AND HEATING • VALVES • FITTINGS • PIPE

NATION-WIDE DISTRIBUTION THROUGH BRANCHES, WHOLESALERS, PLUMBING AND HEATING DEALERS

Killing Weeds Is Easy as Carrying a Cane with the martin WEED GUN

PATENT APPLIED FOR

KILLS ONLY WHAT YOU WANT KILLED THROUGH CONTROLLED APPLICATION OF 2, 4-D

Amazingly simple to load and operate — so light even a child can use it — the Martin Weed Gun kills broad-leafed lawn weeds through controlled application of high-potency 2,4-D directly on leaves of weeds. No waiting for a "still" day because no danger of "drift" damage to valuable flowers, plants, clover, etc. "Kills Only What You Want Killed"—easily, simply and effectively. Light all-metal construction. Just one simple moving part. Weighs less than 5 pounds, fully loaded. Get a MARTIN — and get rid of those unsightly lawn weeds—Do it TODAY.

At Your Dealer's—or Order Direct

If your dealer can't supply you—order direct. Shipped postpaid, complete with full instructions and enough Martin Hi-Potency, 2,4-D Weed Killer — to treat 10,000 weeds — only $6.25. Write Dept "A".

Charles A. Martin Company Des Moines 9, Iowa

DOING THE WORK OF THREE MACHINES!

ROTOTILLER* plows, discs, harrows in one operation

Rototiller*—the all-year machine—prepares perfect seed beds in one operation, with one piece of equipment. Rotating tines break up and distribute humus throughout the fully pulverized soil—eliminating spading, plowing, discing and harrowing drudgery. For weed and moisture control and better seed beds with less work, use Rototiller.*

ROTOTILLER

*Trade Mark Reg. U.S. Pat. Off.

POWER TILLER OF A HUNDRED USES

FRAZER FARM EQUIPMENT

Graham-Paige Motors Corp., Willow Run, Mich.

SEND THIS COUPON

FRAZER FARM EQUIPMENT
Graham-Paige Motors Corporation
Dept. 36, Willow Run, Michigan

Please send me additional information about:

☐ Rototiller ☐ Special Attachments

☐ Have my dealer call about a demonstration

Name.....

R. R. No.....Town.....

County.....State.....

Get Rid of ANTS!

IN HOUSE and GARDEN

● Both sweet and grease-eating ants are attracted by REX ANT BAIT. Ants enter traps. Carry bait to nest. Whole colony destroyed. Safe to use anywhere. No danger of food contamination. No risk to children or pets because lid is sealed on. Quick acting. Ants soon disappear. **For sale at drug, grocery, hardware and seed store. If your dealer cannot supply you, send $1.00 for 4 traps postpaid.**

REX RESEARCH CORP., Toledo 7, Ohio

REX ANT BAIT

FREE! NEW FALL 1947 ROSE AND PERENNIAL CATALOG

Big 48-page CATALOG shows — in natural colors — newest and most popular roses, perennials, 85 leading roses pictured, including 6 new patented varieties. Most glorious array in years! All strictly topmost grade, 2-year, Northern field-grown plants GUARANTEED TO LIVE AND BLOOM. Catalog gives valuable garden hints; helps your planning; shows how to save money through group purchases. Remember: FALL IS THE TIME TO PLANT ROSES AND PERENNIALS for bigger, earlier blooms next Spring! Mail coupon today.

Jackson & Perkins Co. World's Largest Rose Growers

806 Rose Lane, Newark, New YORK

Send FREE, when off press, New ROSE Catalog.

Name_____

Address_____

City_____ State_____

essary. We, too, were ready for work, having spent the winter reading horticultural books, studying bulletins obtained from the State Agricultural College, and doing the "paper planning". We agreed that all equipment and tools needed for a large garden would be bought and paid for at the start. First on the list was a good fence. By planting time we secured an 8′ wide gate and enough 5′ high wire netting to enclose a plot 115′ by 90′. We set heavy 8′ cedar corner posts with steel posts every 12′ between them. Along the ground we fastened 1″ mesh chicken netting 1′ wide to the fence to make it rabbitproof. The cost, including $10 for labor, was $90.

The thought of boysenberry pies and blackberry jam was in my mind as we made up our nursery stock order. But the catalogue description of dewberries was too intriguing to resist, and I already knew the possibilities of currants, gooseberries, and raspberries. So five dozen of all those were bought and set out where they would form a permanent hedge. We pruned the two-year plants closely to promote vigorous growth next summer; it would mean an extra year's wait for a crop, but heavier yields thereafter. Led on by the catalogue and the desire to expand our activities, we not only planted a large vegetable garden, but also set out 300 everbearing strawberry plants, rhubarb, and several varieties of grapes, hoping that, by the time they produced, we would have sugar to use with them. Finally, we risked the purchase of two hybrid blueberries (varieties Atlantic and Pemberton) at $3.50 each, guaranteed to grow in our climate if given proper care. Knowing that an acid soil is one requisite for success, we dug in several bushels of rotted tree trunk, and brought back from a trip up north to the wild blueberry country, boxes of its natural humus. We hope that with the care given them they will thrive.

I HAVE no misgivings about the $30 spent for stock from a reliable local nursery. My husband is an experienced and willing gardener, and I am an eager apprentice which, he admits, helps. All last summer I heard his chant, "The garden needs cultivating." I'm not familiar enough with farming to know how often that is really necessary, but I have a suspicion that the intriguing mechanism of the new garden tractor had something to do with it. The nostalgia of boyhood farm days is deep-rooted, and probably this playing at farming helps satisfy the call of the soil.

Buying the tractor was, frankly, sprung on me, as were several other purchases. Caught in a dragnet of enthusiasm, I was swept off my feet, amazed at the variety of plant foods and insecticides said to be essential to successful gardening, and at the new tools and gadgets bought. They revealed many unexpected demands made by gardening, both on my muscles and the family purse strings.

However, one expenditure that I

To Really SOAK Your Soil...

SOIL-SOAKER

-the ORIGINAL Seepage Irrigator!

"For real results, **SOAK the soil"** say authorities! Use genuine SOIL-SOAKER, the original and best porous-canvas waterer. Water seeps through entire length, gently. Puts every drop deep into the soil. No waste by run-off or evaporation. Lawns, flowers, shrubs thrive! So effective Agr. Colleges and Nurseries recommend it. Hundreds of thousands in use.

Insist on the genuine SOIL-SOAKER—best designed, best materials, best performance. Extremely durable. Mildew resistant.

Proved better than any other type of porous waterer! Choice of 4 lengths—each size provides uniform seepage throughout entire length.

ORDER NOW from your hardware dealer or nursery. If he hasn't it, order direct. 12′, $1.65; 18′, $2.20; 30′, $3.40; 50′ $5.50. Mailed Ppd. anywhere in U.S.A. or C.O.D.

HASTINGS CANVAS & MFG. CO.
Dept. A-7 Hastings, Nebr.

LawnCare TELLS HOW TO TREAT SUMMER LAWN AILMENTS

IT'S FREE

You can keep your lawn looking its best if you read Lawn Care. It offers the practical methods of controlling crabgrass, brown patch, ants, chinch bugs, grubs and other common summer lawn ailments. A FREE 2 year subscription is yours for the asking . . . for your lawn's sake, write today!

O M Scott & SONS CO.
11 Fourth St., Marysville, Ohio

WEED PROBLEMS?

for ridding your lawn of noxious weeds *without harming common grasses.* Spray BARWEED* on to kill ragweed, plantain, dandelion, poison ivy and many other broad-leafed weeds.

One 8-ounce bottle of BARWEED makes 8 *gallons* of spray—enough to treat an area of 1,600 square feet. Mixes instantly.

**Reg. U. S. Pat. Off.*

At Seed, Drug and Hardware Stores, or write

AMERICAN CYANAMID COMPANY
30-1 Rockefeller Plaza, New York 20, N. Y.

Learn LANDSCAPE GARDENING

A thorough interesting home training for those who wish to become LANDSCAPERS, GARDENERS, DESIGNERS, etc., for profit or pleasure. Approved for Veterans. Write for FREE BOOK to NATIONAL LANDSCAPE INSTITUTE
Dept. H-7, 310 S. Robertson, Los Angeles 36

PICNIC STOVE and INCINERATOR

Tree stump of durable reinforced Haydite concrete with grill, charcoal pan, grate. Burns trash safely.

ONLY $34.50

Freight Prepaid East of Rockies

For descriptive circular, write to

W. O. JOHNSON CO.
Dept. A OMAHA, NEBR.

LOOK—here's how

End o Weed

kills lawn weeds quickly, safely, easily!

1.

A thriving weed, surrounded by weakened grass, is sprayed with EndoWeed

2.

A few days later, when weed starts to die, a Vigoro feeding is given the lawn area



End o Weed!

Weed gone . . . grass begins to thrive

No longer need dandelion, chickweed, plantain . . . over 50 other weeds . . . spoil your lawn.

Just dilute EndoWeed with water according to the simple directions and apply with any type spraying equipment. Leaves, roots and stems disappear entirely . . . never to return. Economical to use! Eight ounces of remarkable EndoWeed treat 2,000 square feet of lawn area.

For a lovely weed-free lawn —get EndoWeed today where you buy Vigoro!

Presented by Swift, makers of

VIGORO

approved wholeheartedly was for a pump and pipe line to bring water up the 25′ from the creek to the garden. Much scouting finally located the necessary 180′ of pipe in a secondhand yard, and a plumber friend, who did the actual planning and fitting, managed to get the needed connections for us. The pump, powered by a ¾ HP gasoline engine, is capable of delivering a flow of water comparable to that of a city system. When everything was assembled and in working order, and a steady chug-chug brought the lite-giving creek water streaming onto the garden, my happy farmer cried joyously, "This is the day I've dreamed about! Now I can stop worrying about a drought."

I was setting out our lunch on our picnic table at the moment, and readily attested that having the water was a blessing. I remembered the blistered hands and protesting muscles that resulted from having to lug buckets of water up the steep bank during planting time. The $79.50 that the water system cost was well spent.

That picnic table, by the way, had been a sturdy workbench in our basement. Cross beams nailed to the legs now supported planks that served as benches. Its appearance was crude, but the setup was inviting and mealtimes became gay picnics. A jug of spring water and a spray gun of DDT to dispel the flies and mosquitoes that so often lessen picnic joys, helped to keep cool our dispositions, even in hot weather. A sand pile and swing occupied the youngsters for, as gardeners, they are still admittedly spotty.

As the summer wore on, the garden added more and more treats to our picnic menus—tomatoes and lettuce, peas and beans, crisp, sweet Bermuda onions, roasted potatoes, golden sweet corn, and—the final achievement—cantaloupes and watermelons for dessert! Also 125 pint cartons of vegetables went into the freezer.

THE creek was common ground for family fun. Two feet or so of cool, fast-moving water and the firm sandy bottom made a welcome tub after a warm workout in the garden. A few deep pools yielded sunfish. Linda and Roger were thrilled catching them, and I planned our next meal around "Fish Soup, Finnish Style". The family liked it, but my husband claims you have to be raised on it (as I was) to be an enthusiast.

Lacking a building, we used a 7′ x 7′ tent as a dressing room for bathers and an emergency shelter from sudden showers. Of course, everyone knows what a tent can be for kids. Once, when Indian whoops resounded from it, I thought of the legend of the Indian who had camped on this same spot when it was Sioux territory. Looking out across the sweep of the creek below, he announced: "Me likum here," and proceeded to set his wigwam here.

We likum, too, and we are longing hopefully for the day when we can pitch our camp permanently where we can overlook our Golden Valley.

Without mixing or muss!

End o Pest

provides more effective control over the 3 major types of garden enemies!

CHEWING INSECTS

SUCKING INSECTS

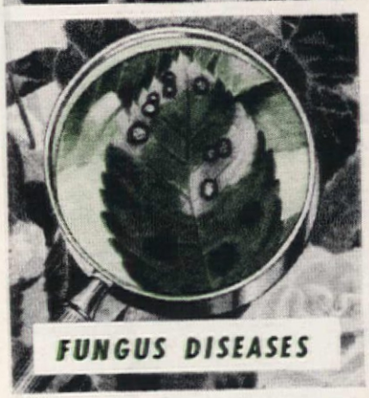

FUNGUS DISEASES

EFFICIENT 3-WAY DEFENSE AGAINST MOST GARDEN ENEMIES

Made by **SWIFT,** *makers of* **VIGORO**

No more need to buy several different insecticides and fungicides to combat garden pests. Remarkable, new EndoPest provides—in one product—all the protection most gardens need against the 3 major types of pests. Economical . . . ready-to-use. Dust EndoPest on flowers, shrubs and trees. Use it with confidence on edible fruits and vegetables.

Don't wait for insects or fungus to strike. Get EndoPest today and use it regularly. Comes in an exclusive dust gun that's refillable with a handy cartridge; also in a small sifter-top package for house plants and a large economy size for your own dust gun. Get it where you buy Vigoro.

It pays to deal with the HOME LOAN leader

Prudential has acquired nearly three-quarters of a century's experience in successful home lending; experience gained under widely varied economic conditions. Generations of American home makers have benefited by its reputation for fair dealing, considerate treatment, and swift, efficient service. These qualities have helped to make Prudential the nation's largest home lender.

This wealth of experience can be helpful to *you*—this reputation reassuring to *you*—in solving your particular home loan problem.

There are Prudential Mortgage Loan branch offices in principal cities, representatives in most principal towns. Phone, write, or call on the one nearest you. Ask about Prudential's Home-Protection Plan. It is exceedingly low in cost because it includes a new *group* insurance feature. Or write to Mortgage Loan Department A, The Prudential Insurance Company of America, Newark 1, N. J.

America's Foremost Home Lender . . .

PRUDENTIAL

HOME OFFICE, NEWARK, N. J.

PEOPLE WILL TALK!

And what nice things they'll say! Especially when they see how many wonderful effects can be achieved with the marvelously adaptable Western Pines.*

Here, for instance, these distinctive, soft-textured woods are used in wide paneling, and painted a rich white for colonial stateliness. The Western Pines can be finished in a number of ways—or used in their warm, cheery natural state—and their versatility makes clever decorative triumphs easy.

Economical, too, these woods can add more charm-per-dollar to any corner of your home. For a host of useful ideas, write today for your FREE copy of "Western Pine Camera Views," Western Pine Association, Dept. 217-F, Yeon Building, Portland 4, Oregon.

THESE ARE THE WESTERN PINES

*IDAHO WHITE PINE
*PONDEROSA PINE
*SUGAR PINE



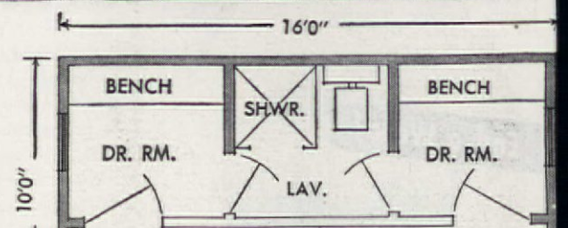

A GARDEN-BATHING HOUSE

Design and photograph by Harold Wallis Steck

SIMPLE in design, smart in appearance, and economical to build, this modest (16 by 10 ft.) garden house adapts itself easily to many family uses. It is built on a concrete slab which is extended out in front to form the open terrace or approach to the swimming pool. The frame is of standard construction with a wood shingle roof applied over matched boarding; and the exterior walls are of wide clapboards. In materials and simple, classic lines, it thus harmonizes with the house which, facing the right-hand side of the pool, is a handsome, hospitable adaptation of Colonial with a touch of Georgian.

A board partition with doors at either end divides the little building lengthwise into two nearly equal sections. The rear area houses two dressing rooms separated by a lavatory with shower. The front half provides a most attractive roofed terrace. Enclosed on three sides, it is sheltered from the wind and alluring as a sun-trap for basking or as a protected, semi-private spot for tea or refreshments, and in bad weather it is a fine place for the garden furniture, here shown out by the pool. In climates colder than Southern California (where it is a very popular adjunct of Mr. John Nesbitt's Beverly Hills home), the front section could be glass-enclosed to permit all-season use. If there were no pool, so that the dressing rooms were not needed, the plan could be modified so as to make the house a single large playroom; or, by adding an outside door at the back, one of the dressing-room spaces could be converted into a garden tool shed or storage room. The exterior of the house is painted white, the dressing-room section oyster white, and the inside of the terrace area white except for the back wall, which is done in turquoise to give a touch of color and kill any excessive sun glare.

You turn it HOT 1000 times a month—

Do You ALWAYS get Hot Water?

TODAY, you want *hot* water the instant you turn the tap marked "HOT". . . ALL the hot water you want and WHENEVER you want it!

Automatic heating. Economical operation. No waiting periods. Plenty, but PLENTY of hot water! These are the things you want . . . these are the things you *get*—when you install a gleaming, new RHEEM water heater.

It's a constant reservoir of *hot* water in a single, compact unit!

Ask your own Master Plumber about RHEEM, America's biggest manufacturer of water heaters. He can tell you. He's a hot water expert! Ask him to help you select the right model RHEEM for your home.

You turn the tap marked "HOT"—and if hubby's taking a shower, *you* don't get water for dishes. But with RHEEM, you ALWAYS have hot water no matter how many taps are in use! Model 30-30 heats *42* gallons an hour—enough for *6 hot* bathfuls! Other models more.

Late for the office and no hot water? Very bad for your temper and worse for the 36,000 square inches of face you have to shave each year. With a RHEEM in the house you just turn the tap, any time, and get all the thermostatically controlled hot water you want!



Time for Junior's bath? And your umpteenth trip down cellar. Why?... when with an *automatic* RHEEM there's no waiting for hot water—no worry when you're away from home! It shuts itself on and off—keeps plenty of hot water always on tap!



Rheem automatic water heaters, *20 to 100 gallon capacity for any type of gas, including liquid gas.* Exclusive 100% Dual Safety Control shuts off gas if pilot light is extinguished. Patented burner grid insures low-cost burning. Approved American Gas Association. Easy to install. Other models for electricity and oil.

You ALWAYS get hot water with

RHEEM

WATER HEATERS • WATER SOFTENERS

HOME HEATING APPLIANCES

COOLING APPLIANCES



Rheem Manufacturing Company
Department R-3A
570 Lexington Avenue
New York 22, N. Y.

Please send me today your attractive FREE brochure "How To Make Your House A Home With Rheem Appliances."

Name.....

Address.....

City.....

State.....

Dr. Lester F. Miles

H. Armstrong Roberts

When You Take Baby to the Beach . . .

Ewing Galloway. Drawing by Tom Funk

ONE of the finest tonics for a youngster, especially one being raised in a city, is an extended visit to the seashore. The change of scene, the good bracing air and sunshine can work wonders. But, despite the many advantages of the seashore for your baby, there are some hazards to be guarded against.

If your baby is to be outdoors, you should take care in dressing him. Use appropriately light clothing on hot days, and something a little warmer on overcast ones. When his hands and feet get cold, put heavier clothing on him no matter how warm it is. When he perspires, dry him carefully and dress him in light clothing. When he takes a nap, put a light, sleeveless shirt on him or cover him with a light sheet. If he sleeps outdoors, then make sure that he is protected from flies and other insects by a screened porch or mosquito netting.

You can always tell when an insect has pierced his skin by the swollen, itching blotches that appear. Bee or wasp stings increase in swelling and hardness for a day or so before reducing. Some times, such bites are accompanied by fever. One of the most soothing applications for insect bites of all kinds is an ointment composed of boracic acid, menthol, and white petroleum jelly. The strength to use depends upon the age of the child and his skin. Your physician will prescribe the proper formula.

Many children develop a heat rash during hot weather. About the best treatment for it is to see that the child does not overeat, and that he has plenty of boiled water to drink between meals. Also, his daily bath should not be neglected, even when he goes into the salt water. The salt on his skin, when dried, may cause additional irritation and should be rinsed off as soon as possible.

Prickly heat usually appears quite suddenly in the form of tiny, red pimples on the neck, shoulders, and chest. Sometimes this entire area becomes brightly inflamed, and the rash then spreads over other parts of the body. Such a rash burns and itches, and makes a child quite uncomfortable. It may be avoided by keeping your baby from perspiring excessively. Several baths a day, instead of the usual one, with a light powdering all over after the bath, will help immensely. Prickly heat may last from several days to several weeks. Scratching will prolong the trouble. Avoid treatment with ointments. If infection occurs, your physician will most likely recommend a bran or starch bath, or a sponging with a solution of 2 quarts of cool water in which a tablespoon of bicarbonate of soda has been thoroughly dissolved.

Many mothers wonder if a baby should have any regulated sun bathing when he spends most of his time out-of-doors. It is a good thing for a baby to have regular sun baths but, at the beginning, he should be exposed to the sun for only two or three minutes, and the time gradually increased until he is in the sun about one-half hour daily, provided that his skin is of such a type that it takes the sun well. The safest time for his sun bath is between 9:30 to 10:00 in the morning and 3:00 to 3:30 in the afternoon. Sunshine reflected from water can also produce a painful burn. Taking a baby out in a boat, without plenty of protection from reflected sunshine, will have very bad effects, even though he may be under an awning all the time.

If your baby becomes sunburned, he really needs first aid treatment. The burn, even though a light one, is exactly the same as that given by an open flame or a hot stove, and should be treated accordingly. Calamine lotion is very soothing on slightly reddened skin. So is an ointment with tannic acid. In case of a serious burn, blisters, or infection, see your doctor and, under no circumstances, take any chances on home treatment.

Where children and beach blend in a riot of activity, you are almost certain to have a case of sand-in-the-eye. If you happen to have an eyewash which your doctor may have recommended for these emergencies, flush your baby's eyes with it. If you do not have an eyewash, boil some water and let it cool to body temperature and flush the eyes with this.

If you take your baby to a public beach, be careful of impetigo. It is highly contagious. See that your child wears sandals and that he uses his own towel, napkin, etc. Impetigo appears on the body as an ugly, yellow-crusted mass of sores, and it spreads rapidly. It should be cared for at once by a doctor.



FREE!

A New Book

. . . tells you how to get wonderful canned or frozen fruit

. . . new directions . . . simple as 1-2-3. With KARO* Syrup you make *blended* syrups for canning and freezing. Use them for *any* fruit! Easy recipes tell you exactly how. And results are wonderful! Fruits fairly sparkle! Their color is bright. Their texture is firm. And they have that delicious *natural* flavor you've always longed for.

FINER FLAVOR!

FIRMER TEXTURE!

BRIGHTER COLOR!

SEND FOR YOUR COPY NOW!
TELLS ALL ABOUT JELLIES, PICKLES AND PRESERVES, TOO!

WHETHER you've had years of experience or never put up fruit in your life, this is *your book*. KARO, blended with sugar and water, should give you canned or frozen fruit that will thrill your family. Clip this coupon or use a post card. But do it *now*!

Then plan your canning or freezing with the help of this book. Tells how to choose and prepare fruit . . . talks about jars and containers . . . gives proportion for large and small quantities.

KARO SYRUP
Madison Square Station, P. O. Box 372
New York 10, N. Y.

Send my *new*, free, 32 page copy of "Finer Canned & Frozen Fruits" at once! (Please print or write very plainly)

Name_____

Street_____

City_____ State_____

*KARO is a registered trade-mark of Corn Products Refining Co., New York, N.Y. © C. P. R. Co., 1947

KITCHEN PLANNED—CUSTOM BUILT—BY FOREMOST

Now Hotpoint

. . . with a New Dream Line of

FIRST WITH THE MOST— NEW FEATURES NEW STYLING NEW VALUE

Ahead in Styling, Beauty And Convenience Features— Packed With New Ideas From America's Foremost Kitchen Planners—Hotpoint Offers Quality-Built Electric Appliances That We Proudly Call America's Finest

Now Hotpoint presents the finest, most complete line of electric appliances in its 43-year history!

● **Away out front** in styling and exclusive features, Hotpoint home servants set the pace for value. Custom built to the specifications of engineers who pioneered the all-electric kitchen, electric range and electric dishwasher, Hotpoint's dream line of appliances is packed with new features you have long wanted.

● **The Hotpoint Range** starts faster, has greater capacity. The beautiful streamlined Hotpoint Refrigerator and front-opening Hotpoint Dishwasher embody six years of proved engineering advances. Hotpoint Washers and Ironers provide new and exclusive betterments. All are built to war-born quality standards to give years of service at lower cost.

● **Demand** still exceeds production, but see this quality line of appliances at your dealer's. Compare Hotpoint products with them all. You'll agree that Hotpoint sets the pace for style, dependability and value!

● **Hotpoint Wringer-Type Washer,** designed by America's foremost home-laundry planners, cleans grimy clothes thoroughly without injuring daintiest garments. *Choice of models.*

Hotpoint
PIONEER BUILDERS OF ELECTRIC DISHWASHERS



● **Hotpoint Electric Sink** has exclusive front-opening dishwasher which washes and dries dishes automatically. *Two models, one with Hotpoint Electric Disposall* food-waste disposer.*

*REG. U. S. PAT. OFF.

● **Hotpoint Electric Range** is the world's simplest, fastest-starting, most responsive electric range. It has 11 new convenience features, 25% more capacity. Improved Calrod* units give even heat. Left rear unit doubles as surface and well-cooker unit. Meals cook automatically while you are out of the kitchen. *Three other advanced models.*



● **Hotpoint Water Heaters** have new pressurized direct contact Calrod* units. If water is left untapped, this fully insulated heater will keep it hot 3 days without reheating. *Seven models range from 15 to 86-gallon capacity.* *REG. U. S. PAT. OFF.

Copr. 1947 Hotpoint Inc., Chicago, Ill.

Hotpoint

HOTPOINT INC. A GENERAL ELECTRIC AFFILIATE

EXCLUSIVE FULL-LINE APPLIANCE MAKERS

sets the pace

Quality Electric Appliances



● **Hotpoint Flat Plate Ironer** with Thrustor applies 400-lbs. of pressure (equivalent to 100 hand irons!) at your slightest touch to assure perfect ironing results. *Two portable, one family-size.* Rotary models also available.



● **Deluxe, Streamlined Electric Kitchen.** Designed by America's foremost kitchen planners. Three convenient Work-Saving Centers built around Hotpoint Range, Refrigerator and Dishwasher-Sink save you time and effort.

● **Hotpoint Food Freezer** stores contents at zero. Holds 280 pounds*. Removable trays keep every package handy. Buy fresh foods in season at low prices and enjoy thrifty meals year around:

*140-lb. model also available.

HOTPOINT—LEADERS IN ALL-ELECTRIC KITCHEN PLANNING

World's Finest Research, Engineering And Craftsmanship Plus 43 Years of *Exclusive Electric Appliance* Experience

Esther Foley

WHEN DAY IS DONE

"WHEN day is done" is the time for dinner in July. Not a minute sooner. This means a change in the dinner hour . . . perhaps late dishwashing . . . maybe comments from those unused to controlling hunger. But in July there are days when time stops. The miracle does not happen everyday but, quite often, after the heat is gone and the wind silenced by the hour, the light will hang in the heavens. No one grows older during this hour. It is a gift to all women.

I can remember one evening in particular when this miracle happened. I had gone to walk in Central Park, after work, seeking coolness. And I suddenly realized that I was walking up the soft-paved paths in a timeless glow. The very shadows stood still. All things had stopped growing. From five to seven, this gift of time continued. Then, quietly, darkness took up its usual task of shutting out the light. But the thing I remember, along with the peace of that time, is the emptiness of the park. Where were all the tired people who should have accepted the gift of an extra hour? Eating, in restaurants, in hot apartments! So, I repeat, dinner in July should be set for the end of the day, not a minute sooner. Our menu is one that can be served on just such a day as I describe, or earlier on a rainy day, or at the usual hour on a usual day. It calls for a hot dish, a cold dish, and a dessert.

Wood tray—American House; Elsinore Franciscan China —Black, Starr & Gorham Inc.; Silver—"Heiress Pattern", Heirloom Sterling; Photograph by F. M. Demarest

3 of the *Finest* ways to win friends and influence husbands

Finest RECIPE FOR STUFFED ONIONS EN BORDURE

4 slices bacon
2 cans Stokely's *Finest* Party Peas
⅔ cup evap. milk
½ teasp. salt
Few grains pepper

Dice bacon; fry until crisp; drain off fat. Drain peas; add bacon, milk, salt, pepper. Heat. To make stuffed onions, boil 6 onions 15 min.; remove centers. Chop centers; mix with diced ham, salt, pepper, catsup, Worcestershire Sauce to taste. Stuff into onions with curled ham slices. Bake on greased plank in moderate oven (350° F.) 35 min. Border with mashed potatoes; brown under broiler. Add peas. Serves 6. Those dewy-fresh peas are grown from pedigreed seed, when they're *nothing but the finest*... Stokely's *Finest*. Stokely's *Finest* Party Peas are the tiny, uniform, early June variety.

Finest RECIPE FOR PEAS WITH CHICKEN CURRY

Chicken curry
3 cups cooked rice
1 can Stokely's *Finest* Honey Pod Peas
Parsley

Make chicken curry, using your favorite recipe. Pile cooked rice in center of dish; top with chicken curry. Surround with plump, tasty Honey Pod Peas. Garnish with parsley. This is a deliciously different main dish, fit for the head of the house! He'll vote first for those young, flavory peas... because they're picked and packed the same day... often the same hour. So they're *nothing but the finest*, when they're Stokely's *Finest*. Stokely's *Finest* Honey Pod Peas are a luscious, sweet variety, assorted in size, just as they come from the pod. Remember—there are more kitchen-tested recipes on every Stokely's *Finest* label.

Finest RECIPE FOR JELLIED PEAS

1 can Stokely's *Finest* Tasty King Peas
1 pkg. lime-flavored gelatin
2 tablesp. sugar
1 teasp. salt
Few grains pepper
¼ cup vinegar
½ cup diced cucumber
½ cup diced celery
Lobster salad

Drain peas; add enough water to liquid to make 2 cups. Bring to boil. Add gelatin, stirring until dissolved. Add sugar, salt, pepper, vinegar. Cool until syrupy. Add peas, cucumber, celery. Chill until firm. Serve with lobster salad. Serves 4 to 6. Try this blissfully cool, tempting salad! Those gorgeous peas are tender enough to melt in your mouth. For they're grown where climate is perfect for peas, when they're *nothing but the finest*... Stokely's *Finest*. Stokely's *Finest* Tasty King Peas are the sweet, extra large variety.

ALWAYS DELICIOUS

Also enjoy

HONOR BRAND FROZEN FOODS

PRODUCTS OF STOKELY-VAN CAMP, INC.

In addition to the hot potato dish, serve hot consommé to whet the appetite after hours of tiring sun. Fill consommé cups half full of canned condensed consommé or bouillon, and provide a kettle of boiling water. A stir of the spoon produces a delicious beverage, stimulating and just right in temperature for quick drinking.

With this offer finger sandwiches made of parsley, butter, and cream cheese. Then follow with a self-served plate of cold meat loaf . . . just because beef is plentiful . . . lightened by a bit of ham and cucumbers . . . just because ham is scarce, then a generous spoonful of new potatoes in a curry sauce, and a great serving of relishes. Offer a good portion of raspberry mold. Hot or iced tea or coffee completes the meal that ends this day pleasantly and satisfyingly.

Gelatin is a fine stand-by for hot weather desserts, and we offer here six recipes which take advantage of gelatin's delicate power. Glazed cherry tarts, for instance, are as pretty to look at as they are to eat . . . and the cream filling on which the cherry glaze rests will not soak into the crust if cooled well. Cool the gelatin well, also, and if the addition of the cherries melts it at all, chill again before topping the filling.

Peppermint-stick ice cream is a fine color, really peppermint pink, soothing in flavor and texture. If possible, serve with chocolate-chip cookies, or with thin, crispy brownies.

A chocolate sponge, sweet, yet with a pleasingly bitter tang on the back of the tongue, is a cooling dessert because it must be topped with cream . . . either whipped or plain . . . and the color shock produces the cooling effect.

The Miami meringue pie is as pretty and as cool a dessert as can be imagined. The meringue crust is crisp . . . the mint ice cream, green coldness, the orange sections almost a sherbet texture. Put this together just the minute before serving. Nesselrode Pie is an old favorite, always pleasing, easily made, able to stand long in a cool place.

◆ chocolate sponge

Preparation time: 30 min. (chill 1 hr.)

1 tbs. unflavored gelatin
¼ cup cold water
1½ sqs. unsweetened chocolate
⅓ cup sugar
¼ tsp. salt
⅓ cup boiling water
3 eggs, separated
1 tsp. vanilla flavor

Soften the gelatin in cold water. Melt chocolate over low heat. Add sugar, salt and water, and bring to a boil. Remove from the heat, add softened gelatin and stir until dissolved. Add slowly to the slightly beaten egg yolks. Place in refrigerator and chill until the mixture thickens slightly. Fold in the egg whites, beaten until stiff, and add the vanilla flavor. Turn into a mold which has been rinsed in cold water and chill until firm. Spoon into sherbet glasses and serve with whipped cream.

Serves 4 ***133 cal. per serving*** ***Source of vitamins A, B complex***

Tested in THE AMERICAN HOME KITCHEN

◆ raspberry mold

Preparation time: 30 min. (2-3 hrs. to chill)

*2 packages raspberry-flavored gelatin
4 cups hot water
Dash of lemon juice
2 cups fresh or frozen raspberries

Dissolve gelatin in hot water; add lemon juice and chill until slightly thickened. Fold in raspberries. Pour into a 6-cup mold which has been rinsed in cold water. Chill until firm. Unmold onto a large plate and top with whipped cream or meringue made as follows: Beat 2 egg whites until frothy. Sprinkle a dash of salt over top and beat until stiff. Gradually beat in 2 tbs. of sugar, 1 tbs. at a time. Add ½ tsp. vanilla flavor, then fold in 2 tbs. more of sugar, and beat until mixture stands in peaks.

Serves 8 ***261 cal. per serving*** ***Source of vitamins A, C***

*To use unflavored gelatin: Soften 2 tbs. unflavored gelatin in 1 cup cold water. Add ½ cup sugar, ¼ tsp. salt, and 2 cups hot water and stir until dissolved. Stir in ½ cup raspberry juice and a few drops of red coloring. Chill until slightly thickened and proceed as above.

Tested in THE AMERICAN HOME KITCHEN

◆ nesselrode chiffon pie

Preparation time: 45 min. (chill 2-3 hrs.)

1½ tbs. unflavored gelatin
¼ cup cold water
1 cup milk
1 cup thin cream
3 eggs, separated
¼ cup sugar or corn syrup
½ tsp. salt
2 tsp. vanilla flavor
⅓ cup sugar
2 tbs. chopped maraschino cherries
1 9-inch pie shell

Soften the gelatin in the cold water. Scald the milk and cream. Beat the egg yolks slightly; add ¼ cup sugar or white corn syrup and salt. Add scalded milk and cream to the egg mixture slowly, stirring all the while. Cook over hot water until mixture coats the spoon (about 7 minutes) stirring constantly. Remove from the heat; add gelatin and stir until gelatin has dissolved. Cool and add vanilla flavor. Chill in refrigerator until mixture thickens to the consistency of soft custard. Fold in egg whites which have been beaten until stiff with ⅓ cup sugar. Add maraschino cherries. Turn into a baked pie shell. Sprinkle the top with shaved chocolate and chill until firm.

Serves 6-8 ***393 cal. per serving*** ***Source of vitamins A, C, B complex***

Tested in THE AMERICAN HOME KITCHEN

◆ miami meringue pie

Preparation time: 1 hour (chill 2-3 hrs.)

4 egg whites
¼ tsp. salt
½ tsp. cream of tartar
1 cup sugar
2 medium oranges, sectioned
Lime ice cream

Beat egg whites until foamy. Add salt and cream of tartar and beat until stiff. Gradually beat in sugar until mixture is marshmallowy. Spread in a well-greased 9-inch pie pan and bake in a slow oven (275°F.) for 1 hour. Allow meringue to cool. Chill orange sections for several hours. To make lime ice cream: Beat 3 egg whites until almost stiff. Add ⅔ cup white corn syrup gradually, and beat until mixture stands in peaks. Combine ¼ cup sugar, ½ cup lime juice, and 3 egg yolks, well beaten, and fold into the egg-white mixture. Whip ¾ cup heavy cream until almost stiff, and combine with lime juice mixture. Add a dash of green food coloring. Pour mixture into freezing tray of a refrigerator and freeze until firm. Stir twice during freezing. Just before serving, fill meringue shell with ice cream and top with orange sections.

Serves 6-8 ***454 cal. per serving*** ***Source of vitamins A, C, B complex***

Tested in THE AMERICAN HOME KITCHEN

◆ peppermint stick ice cream

Preparation time: 30 min. (chill 2-3 hrs.)

1 tbs. unflavored gelatin
¼ cup cold milk
1¾ cups milk
1 cup (¼ lb.) peppermint stick candy
¼ tsp. salt
1 pt. heavy cream

Soften the gelatin in the cold milk. Scald 1¾ cups milk; add softened gelatin and stir until dissolved. Crush the candy and stir into the milk with the salt. Allow mixture to cool. Whip cream and fold into the candy mixture. Pour into a refrigerator tray. When mixture has frozen one inch from edge, remove to a chilled bowl and beat until smooth. Return to the refrigerator tray and continue to freeze until firm.

Serves 6 ***369 cal. per serving*** ***Source of vitamins A, B complex***

Tested in THE AMERICAN HOME KITCHEN

◆ glazed cherry tarts

Preparation time: 1 hr. (chill 1-2 hrs.)

2 cups pitted red cherries
¾ cup sugar
*1 pkg. cherry-flavored gelatin
2 cups hot water
1 pkg. prepared vanilla pudding
8 baked tart shells

Combine cherries and sugar and let stand for 30 minutes. Dissolve gelatin in hot water. Chill and allow to thicken slightly. Fold in cherries. Cook vanilla pudding according to the directions on the package. Allow to cool. Pour about ¼ cup of the pudding into each tart shell. Spread cherries in thickened gelatin on top of the pudding and allow to chill until firm. Serve plain or with whipped cream.

Serves 8 ***368 cal. per serving*** ***Source of vitamins A, C, B complex***

*To use unflavored gelatin: Soften 1 tbs. of unflavored gelatin in ½ cup cold water. Add ¼ cup sugar, ⅜ tsp. salt and 1 cup hot water, and stir until dissolved. Stir in ½ cup canned cherry juice and a few drops of red coloring. Proceed as above.

Tested in THE AMERICAN HOME KITCHEN

Too Many Carrots?

Carrots are good cooked, sieved and seasoned. Blend in one potato for its thickening qualities

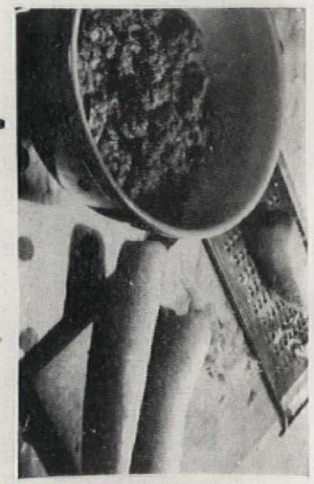

A meat loaf, made as usual, but using 2 cups grated raw carrot in place of ½ lb. of ground meat is a neat and tasty dish

California Cookery

Helen Houston Boileau

CALIFORNIANS do not exist on a diet of tortillas, olives and orange juice, as many Easterners seem to assume. Our cookery is not so much influenced by missions and senoritas as it is by the type of life we live. We love to be outside "doing things." Consequently, we become "on the go" cooks, not inclined to spend hours over cookbooks and stoves. We prepare dishes that are simple, yet satisfying, providing maximum appeal and effectiveness with a minimum amount of work.

Back-yard picnics, barbecues, and simple buffet meals are favored. Mrs. Average California housewife entertains often and easily, but seldom in sumptuous Hollywood fashion. Here in California we do things the easy way.

Salad as a first course is a Western innovation. For barbecues, a "must" is the large mixed-green salad bowl, featuring a personalized dressing, dear to the heart of every amateur barbecuer.

Naturally, we take advantage of native products, augmenting our menus with some exotic and interesting concoctions. Olives and olive oil, Western seafoods, walnuts, avocados and citrus fruits—all these we use freely. Here are a few among the many of our Western recipes. They are not all original. Most of them have no source.

◆ stuffed avocado

Preparation time: 30 min.

1 large avocado
1 (3 oz. pkg.) cream cheese
2 tbs. cream
1 tbs. lemon juice
3 tbs. finely chopped blanched almonds
3 tbs. finely chopped ripe olives
1 tbs. chopped chives
Salt and paprika to taste

PEEL and cut avocado in half, lengthwise. Remove pit and sprinkle with lemon juice to keep from darkening. Soften cream cheese; add the remaining ingredients and mix well. Stuff the avocado halves with the cheese mixture. Place the halves together, holding them secure with toothpicks. Rub with lemon juice. Wrap in waxed paper and chill thoroughly. When ready to serve, slice into ½ inch slices, using a very sharp knife. Serve with tart French dressing.

Serves 4 281 cal. per serving Source of vitamins A, C, B complex

Recipe submitted by Helen Houston Boileau
Pottery California Scrollware from Marsh-Fairchild-Seeman, Inc.

Tested in THE AMERICAN HOME KITCHEN

◆ walnut balls

Preparation time: 1 hr.

1 cup ground walnuts
1 cup soft bread crumbs
1 tsp. salt
¼ cup finely chopped onion
1 cup grated cheese
¼ cup milk
1 tbs. finely chopped parsley
1 egg, well beaten
1 tsp. Worcestershire sauce

MIX all ingredients together. Shape into small balls and place in a shallow casserole. Cover with sauce made as follows: Melt ¼ cup butter or margarine. Add 4 tbs. flour and stir until well browned. Add 2½ cups milk and cook, stirring constantly until the mixture thickens. Season to taste with salt and pepper. Bake balls in sauce in a moderate oven (350° F.) for 30 minutes.

Serves 4-6 455 cal. per serving Source of vitamins A, B complex

Recipe submitted by Helen Houston Boileau
Pottery, "Pink Cloud" from Janice Pettee

Tested in THE AMERICAN HOME KITCHEN

The carrot becomes another vegetable entirely when glazed and combined with onion rings. Especially good with cold meats



◆ cracker and cheese casserole

Preparation time: 1 hour

36 butter-type crackers, crumbled
½ lb. American cheese, diced
1 tbs. prepared mustard
1 tbs. Worcestershire sauce
1 tsp. onion salt
Salt and pepper
6 hard-cooked eggs
1½ cups milk

MIX together crackers, cheese, mustard, Worcestershire sauce and onion salt. Season to taste with salt and pepper. Slice eggs; sprinkle with salt and pepper, and place in alternate layers in a casserole with the cracker mixture. Pour milk over all. Bake in a moderate oven (350° F.) for 45 minutes.

Serves 6-8 323 cal. per serving Source of vitamins A, B complex

Recipe submitted by Helen Houston Boileau
Pottery "Pink Cloud" from Janice Pettee

Tested in THE AMERICAN HOME KITCHEN

◆ avocado salad with hot dressing

Preparation time: 20 min.

1 tbs. butter or margarine
1 tbs. flour
½ cup chicken broth
½ cup milk
1 medium avocado
Water cress
Bacon

MELT butter, add flour, and mix well. Add broth and milk and cook, stirring constantly until mixture is creamy. Pour this over the avocado which has been peeled, pitted, and thickly sliced. If desired, garnish with a bit of water cress which has been wilted with a little crisply cooked, diced bacon.

Serves 4 236 cal. per serving Source of vitamins A, C, B complex

Recipe submitted by Helen Houston Boileau
Pottery, "Briarwood" from MacConnells of California

Tested in THE AMERICAN HOME KITCHEN

Grind a large carrot with the skin and pulp of a quarter orange. Season with mayonnaise. Stuff a peach half. Good salad!

◆ johnny moussetti

Preparation time: 1½ hrs.

2 tbs. fat
1 large onion, chopped
1 lb. ground beef
½ lb. ground pork
1 (8 oz. pkg.) wide noodles
1 can cream style corn
1 can condensed tomato soup
1 can tomato sauce
Salt and pepper
Grated cheese

MELT fat in a skillet; add onion and cook until transparent. Add meat and cook, stirring, until browned. Cook noodles in boiling, salted water until tender. Drain, rinse, and mix with the corn, tomato soup, and tomato sauce. Combine with the meat mixture and season to taste with salt and pepper. Turn into a casserole and top with grated cheese. Bake in a moderate oven (350° F.) for 1 hour.

Serves 8-10 267 cal. per serving Source of vitamins A, C, B complex

Recipe submitted by Helen Houston Boileau
Pottery, California Scrollware from Marsh-Fairchild-Seeman, Inc.

Tested in THE AMERICAN HOME KITCHEN

◆ rice and avocado casserole

Preparation time: 1 hr.

¾ cup rice
1 cup grated cheese
1½ cups tuna fish
1 tbs. minced onion
1 tsp. prepared mustard
1 medium avocado
Salt and paprika
1 (14½ oz. can) evaporated milk
⅓ cup cracker crumbs

WASH rice well and cook in boiling, salted water until tender. Drain and rinse. Mix tuna fish with minced onion and mustard. Peel, pit, and slice avocado. Place alternate layers of rice, cheese, fish and avocado in a casserole. Sprinkle the layers of rice and avocado with a little salt and paprika. Repeat until all ingredients are used. Pour milk over all. Sprinkle the top of the casserole with a little grated cheese and the cracker crumbs. Bake in a moderately hot oven (375° F.) for 30 minutes.

Serves 6 451 cal. per serving Source of vitamins A, C, B complex

Recipe submitted by Helen Houston Boileau
Pottery, California Scrollware from Marsh-Fairchild-Seeman, Inc.

Tested in THE AMERICAN HOME KITCHEN

Something different! Pour cream of mushroom soup over sliced, cooked carrots. Top with crumbs, salt, dot with butter and brown



Get more for lots less with a THOR AUTOMAGIC CLOTHES WASHER

The price of the Thor Clothes Washer is almost as remarkable as its washday performance. You'll pay *less* for this dial-control, work-free washer than for many an ordinary machine. And get so much more! Load after load of snowy clothes washed *cleaner* by Thor agitator action, rinsed *cleaner* by overflow rinses that drain from the top, and whirled better than wringer dry.... All *you* do is flick a switch. No vibration, no need to bolt to the floor! See the Thor, and see why you get *more* with Thor so many ways.

Nobody ever liked to wash dishes except the THOR DISHWASHER it even washes pots and pans



Nobody *likes* to do the dishes... *and nobody has to do them* with a Thor Dishwasher in the kitchen! It washes dishes, silver, glassware for six at one filling, and uses only 4 to 6 quarts of hot water. It handles your fine china with "kid gloves" yet provides ample power for the greasiest pots and pans. Even if a dishwasher is still on your "dream list" see the Thor soon. It's surprisingly inexpensive, and you can always add a clothes washing unit later if you wish!

the only washer in the world you can buy 3 ways... each wonderful!

Thor® AUTOMAGIC® WASHER

The automagic combination brings you a CLOTHES WASHER and a DISHWASHER in ONE THOR!

The Thor Combination is the finest worksaver... the grandest money saver... you've ever laid eyes on! Its two separate units (for duds and dishes) are used *by turn* in ONE streamlined cabinet so that you get two fine washers for little more than the cost of one. You make the switch in 1½ minutes, just by changing tubs. And you can start right out with the Combination or add the extra unit later—at very little extra cost!

No part of the Thor that touches clothes ever touches dishes! Separate washing units slip in or out in 1½ minutes.

®Reg. U.S. Pat. Off.

HURLEY MACHINE DIVISION
Electric Household Utilities Corporation
Chicago 50, Illinois

Thor-Canadian Company, Ltd., Toronto
Plants in Chicago, Ill.; Bloomington, Ill.; El Monte, Calif.; Toronto, Canada; London, England.

You'll want a THOR Automagic Gladiron, Too!

The famous Thor ironer that irons everything in minutes... even shirts... is now automagic! See how it irons, how it folds and stores in a closet, how little it costs. You won't rest until you're *Gladironing*.

Hoover

*REG. U. S. PAT. OFF.

"Great Name" in cleaning

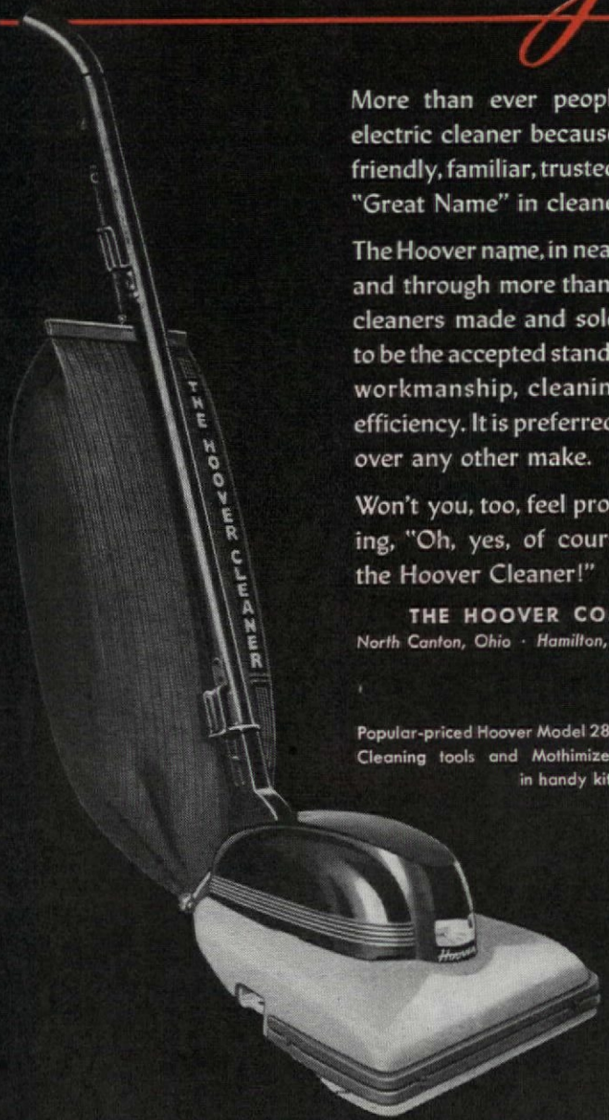

More than ever people buy this electric cleaner because it has that friendly, familiar, trusted name—the "Great Name" in cleaners.

The Hoover name, in nearly 40 years, and through more than 6,000,000 cleaners made and sold, has come to be the accepted standard of value, workmanship, cleaning ease and efficiency. It is preferred two-to-one over any other make.

Won't you, too, feel prouder in saying, "Oh, yes, of course I bought the Hoover Cleaner!"

THE HOOVER COMPANY
North Canton, Ohio · Hamilton, Ontario, Canada

Popular-priced Hoover Model 28. Cleaning tools and Mothimizer in handy kit.

*It beats . . . as it sweeps . . . as it cleans**
The unique triple-action cleaning principle, made famous by Hoover.

Pretty Toppings

Marie Peters

DECORATION is a flair for changing plainness into glamour. The height of this art is achieved when a baker's cake is topped by deceptive beauty. Cupcakes fit easily into this art of decorating. Not only can they be made to look pretty with no trouble at all, but the problem of dessert for more than one meal can be solved. Simply transform one batch of cupcakes into two desserts by using two different toppings.

A fluffy frosting is simple to make. Here is an especially attractive one using grape jelly to get a creamy pink color. Combine 1 cup sifted confectioners' sugar with a dash of salt and ⅓ cup grape jelly. Blend thoroughly with a rotary egg beater. This is an ample amount for a half-dozen large cupcakes, and should be used generously. The frosting may be changed to fit the color theme of your menu or party table by using mint, orange, or plum jelly.

For the remaining 6 cupcakes, combine ½ cup heavy cream, whipped, 1 tsp. confectioners' sugar, 1 tbs. chopped, candied orange peel and 1 tbs. chopped, candied lemon peel.

White, sponge, or chocolate cupcakes can be set in a dish of stewed fruit, and the cake topped neatly with a cap of whipped cream an inch high and spread to the edge. Delicious!

Gingerbread cupcakes filled with citron marmalade give this familiar dessert a new twist. Slice the cupcakes in half. Combine 4 tbs. of chopped citron with 1 cup orange marmalade. Spread this mixture between the halves. Replace the top half and serve with a spoonful of the marmalade as garnish. Cream, whipped or plain, is optional.

A not too sweet dessert, with the hearty character men prefer, is made with spice cupcakes and a cheese-whip topping. For this, combine ¼ cup sharp cheese spread, 1 (3 oz.) package of cream cheese, ¼ tsp. nutmeg, 1 tbs. milk and 1 tbs. sifted confectioners' sugar. Beat until light and fluffy. Makes ¾ cup of topping.

ONLY $219.95 F.O.B. DULUTH

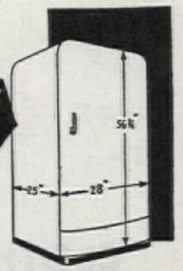

A BIG Electric REFRIGERATOR FOR Crowded Kitchens

7¾ CU. FT. CAPACITY

Here's the answer for small kitchens—a BIG refrigerator especially designed to take less kitchen space yet give more storage space. *Including* 25-lb. Built-in Frozen Food Locker!

SEE YOUR DEALER OR WRITE!

Coolerator
Flavor Saver
REFRIGERATORS and FREEZERS
The Coolerator Company, Dept. A1-7, Duluth 1, Minn.

HANDY HELPER'S JINGLE QUIZ №11

When canning peaches, beans or yams, Or making pickles, jellies, jams . . . What should you use to mark each jar So all may know what contents are?

Dennison CANNING LABELS
At Stationery Departments Everywhere

YARN 100% VIRGIN WOOL YARN
Send for FREE SAMPLES Free instructions. Finest Knitting Worsteds, Sport Yarns, Velnette, Baby Yarns, Baby Floss and all accessories. Low prices. WONOCO YARN CO., Dept. E 3, 371 Grand St., New York 2, N. Y.

For Easier, Faster CANNING

TOMATOES—Strains bushel into juice in 20 minutes — separates skins, seeds.
APPLES—Mashes bushel into sauce in 30 minutes—no coring, no peeling, 25% greater yield—delicious flavor—less sugar needed.
STRAINS OR MASHES in half time all fruits for jams, pumpkin, squash, etc. Ricespotatoes, strains all fresh vegetables for family and baby foods.
FOLEY FOOD MILL $1.50 at DEPT. HDWE. stores. (Cannot ship direct from factory.)

USE A FOLEY FOOD MILL

FOLEY MFG. CO., 3311 N. E. 5th St., Minneapolis 18, Minn.
Send canning information on Foley Food Mill.
Name . . . . . .
(Write address plainly in margin)

What flavor!

RECIPE FOR

UNDERWOOD DEVILED HAM STUFFED CELERY CANAPÉ

Clean and cut celery stalks into two-inch lengths and stuff with UNDERWOOD DEVILED HAM moistened with Roquefort or cream cheese. A little finely chopped green pepper gives an added touch of flavor and attractiveness.

Here's the finest flavor ever packed in a can ... UNDERWOOD'S ... made from selected *whole* hams, minced and seasoned to perfection with Underwood's own spicing formula. A delicious food, truly without equal!

THE **CHORE GIRL**
Trade-mark Registered
"The Pot Cleaner of the Nation"
Safe—Efficient—Economical
Look for my picture on label and my name "Chore Girl" stamped on eyelet closure — so handy for hanging me up. At your local store.
10¢
METAL TEXTILE CORPORATION, Orange, N. J.

Can in Tin AT HOME



Save ALL 3! THE *Burpee* WAY
Saves TIME Saves MONEY Saves FLAVOR

FREE booklet tells how!

BURPEE Can Sealer Co., Dept. AH
Barrington, Illinois
Please send me FREE 16-page illustrated booklet "Streamline Your Canning" which tells how to can this modern time-saving, money-saving, flavor-saving way.

NAME .....
ADDRESS .....
CITY ..... STATE .....

Look . . . It's New!

Esther Foley

CHEESE'N bacon is the newest and snappiest cocktail item on the market. Put there by Bordens, and fit to bear such a proud brand. For luncheon use, melt the contents of jar over hot water, sauce it over string beans, or asparagus, and set your teeth into a really hearty, well-flavored dish. The secret of long keeping is that bacon used is defatted and there is no chance of rancid flavor. The cheese is processed, aged Cheddar. On sale nationally, in any store carrying Borden's products—the 5 oz. jar sells for about 23¢.

A cake cutter and server . . . made in the easy to use tong pattern, is new on the market. Sturdily constructed, the metal is thin enough to have a good cutting edge. It is called Kut-n-Serve, a Drake product, and brought to our attention by The House and Garden Shop, Baltimore, Md., where it retails for $1.95 postpaid.

Prepackaging is the fresh vegetable answer to the challenge of quick-frozen and canned produce. Vegetables can be cleaned, weighed, and packed all at one field, or they can be sold as picked, and later packaged by the wholesaler or the retailer at point of sale. The unit size of the packet varies with the product. The average tomato tray contains 3 to 4 tomatoes. The flowerets of a cauliflower make a unit. At the present

Cheese'n bacon can be spread on crackers, or melted and used as a sauce for beans or asparagus

Wedge-shaped, these sharp-edged tongs cut and serve a triangle of cake in one neat, swift motion

10 Finished Glasses from 2¾ Pounds of Sugar!

1. SURE-JELL, the powdered pectin product that helps ALL FRUITS JELL JUST RIGHT!

2. YOU ALWAYS USE RIPE FRUIT— for EXTRA-DELICIOUS *ripe-fruit flavor!*

3. Just a HALF-MINUTE boil for jelly, ONE MINUTE'S boil for jam —with Sure-Jell!

4. About 10 GLASSES! You surely get YOUR SUGAR'S WORTH— with Sure-Jell!

5. 65 RECIPES IN EVERY BOX— a different recipe for each fruit!

JAM

SURE-JELL STRAWBERRY JAM

4 cups prepared fruit
6½ cups sugar
1 box Sure-Jell

To prepare fruit, crush about 2 quarts **fully ripe strawberries.**

Measure prepared fruit into a 5-6 quart saucepan. Measure sugar into bowl; set aside.

Place pan holding fruit over high heat. Add Sure-Jell, stir until mixture comes to a hard boil. Add sugar at once.

Bring to a *full rolling boil* and boil hard **1 minute,** stirring constantly.

Remove from fire, skim, ladle quickly. Paraffin at once. Makes about **10 six-ounce glasses.**

SAVE SUGAR—WITH SURE-JELL RECIPES!

From the same amount of sugar, every Sure-Jell recipe averages one-fifth more finished glasses of jam, jelly, marmalade!

A Product of General Foods

time about 60 out of a possible 80 of the common fruits and vegetables are being prepackaged for our use in some quantity.

One of the newest materials for the prepack is Lumarith, a transparent paper which allows the vegetables to breathe, letting out carbon dioxide and letting in air. These packages keep best on a bed of crushed ice, and are often marketed in this manner. Waste is cut to a minimum, and flavor and appearance are kept at a maximum for as long as 3 days.

It took a manufacturer's skill to produce a rice kernel which would stay single. The new product, Uncle Ben's Converted Rice does just that . . . nothing a cook can do can make the grains stick together. Yet it does cook up fluffy, snow white, and with definite chewing properties. It makes a splendid Spanish Rice dish, but will not make a good old-fashioned, "poor man's" pudding. That requires a sticky consistency. But, in general, it is the answer to a rice cook's prayer. The conversion process has increased the Vitamin B content of the polished grain. But its greatest characteristic is each grain's determination to stay single. It is due for national distribution as supplies increase, and is now available at Gimbel Bros., New York City, where it sells for 21¢ for a 1 lb. box, or 5 for $1.00.

All-Nu Products Co. of Camden, N. J. have introduced a new item, "All Nu Dryetts," which are small, white, translucent silica gel pellets for absorbing moisture in salt shakers. When the "Dryetts" have become saturated, the company says, they can be dried out in the oven and then re-used. The product is sold in a heat-sealed envelope, for ten cents.

Lumarith is one of the most suitable materials for the prepackaging of cleaned vegetables



Uncle Ben's Converted Rice has a hard, clean grain and cooks fluffy and snow white every time

NAN:

How's the bride—tired of housework yet?

PAT: Not me, Nan—I'm smart! I stick to a cleanser that doesn't leave *dirt-catching* scratches.

NAN: *Dirt-catching scratches?* Must be something new.

PAT: Not new at all, silly! Everybody should know coarse cleansers leave scratches that *hold on* to dirt and make twice the work. That's why I always use Bon Ami on my bathtub and sink.

NAN: Because it "hasn't scratched yet"? I've heard *that.*

PAT: Check! Bon Ami *slides* dirt and grease off in wink-time. It polishes, too—just look at this sparkle!

NAN: I'm looking at your hands! No other cleanser I know leaves hands so smooth and white!

US: Also, for sparkling, film-free windows, mirrors and windshields, use Bon Ami in the handy *Cake* form.

Bon Ami

THE SPEEDY CLEANSER *that "hasn't scratched yet!"*

Before Buying Your NEW RANGE

Harper Center Simmer Burners are superior to all other top burners because each Harper burner is really *2 burners in 1.* As shown in diagram, the big *outer* burner brings foods to a quick boil. Turn handle until it "clicks" and the *big burner* goes out, leaving only the small, efficient *inner burner* lit to finish the cooking.

Only the separate Harper Center Simmer gives you the controlled low heats you need to keep foods warm for serving . . . to eliminate pot watching and boiling dry . . . to allow cooking with little water, which saves time and gas and keeps the average kitchen 9 degrees cooler. Only the Harper separate Center Simmer can help you so much in your cooking.

Insist on Harper Burners!

**18 Leading Gas Ranges are Harper Equipped*

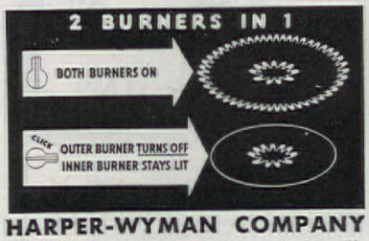

HARPER-WYMAN COMPANY
8560 Vincennes Ave., Chicago 20, Ill.

WHY I LOVE MOMMY

. . . she lets me run our new CADILLAC VACUUM CLEANER *and it's so easy!*

CADILLAC
Revolving Brush and Cylinder VACUUM CLEANERS

2 SPEEDS: *LOW for surface pickup — HIGH for deeply embedded dirt*

Sold only through reliable dealers
for dealer's name
Write
CLEMENTS MFG. CO.
6601 S. NARRAGANSETT AVE.
CHICAGO 38, ILL.

Women—*Earn Money* · Sell *Yours-truly* nylons

AMAZING NEW FIT SERVICE

Write today . . . ask for FREE OUTFIT with sample stocking. ENJOY taking orders for **YOURS-TRULY Nylon Hosiery.** Sensational Individual Customer Fit Service to fit every type of leg: short, long, extra long, slim, stout, average. Earn money of your own. No experience needed. Write fully. **American Hosiery Mills, Dept. G-83, Indianapolis 7, Ind.**

WANTED! People Who Want to MAKE BIG MONEY

FOR a good, steady income all year long, show fast-selling Bluebird line of 26 Christmas and all-occasion greeting card assortments, stationery, gift wrappings. NO EXPERIENCE NEEDED. They sell on sight for $1. You make up to 50¢ a box. Write today for samples on approval. If friends don't snap them up, return at our expense.

BLUEBIRD STUDIOS, Dept. A-14, Fitchburg, Mass.

FREE SAMPLES
Beautiful "Name Imprinted" Christmas Cards. Sell them on sight at only $1 for 25

KVP PIE TAPE



"Americana Kitchen" . . . Planned with true American ingenuity to get things done in the quickest, simplest, most successful way possible! For this latest *"New Freedom Gas Kitchen"* is built around the greatest work-savers ever! *Time-saving food preservation* with a new silent Gas refrigerator that has room for a week's groceries plus 60 packages of frozen foods. *Constant hot water* at the turn of the tap from a new automatic Gas water-heater. *New coolness and cleanliness* thanks to a special ventilating system that catches un-wanted cooking odors and vapors at their source. *And the cooking miracle* that all America has waited for — a new automatic Gas range built to "CP" standards. Make it the first step toward your own "New Freedom Gas Kitchen" . . . today!

It's a Declaration of Independence for every woman who cooks!

Works while you play . . . this super-modern Gas range with automatic clock control — cooks a complete oven meal by itself — turns Gas on and off at right time and temperature.

Cools quickly . . . no long lingering top burner heat to warm up kitchen.

Holds any heat . . . oven thermo-stat-control gives exact tempera-ture you want from 250° to 550°.

Flame-sizzles steaks . . . really broils — quick-sears outside — juice-seals inside.

Bakes better cakes . . . ventilated oven browns evenly on every level.

Obeys instantly . . . ready for high-boil the second you turn the valve.

To be sure you get all these fea-tures — look for this "CP" seal. It's your guide to the best in modern automatic cookery.

P. S. For your copy of beautifully illus-trated booklet "New Freedom Gas Kitchens" — send this paragraph, your name and address, plus 10¢ in coin or stamps to: Dept. A, AMERICAN GAS ASSOCIATION, 420 Lexington Ave., N.Y. 17, N.Y.

GAS

The Wonder Flame that Cools as well as Heats

Copyright 1947, American Gas Association

Just like magic

Stokely-Van Camp, Inc., Indianapolis, and Stokely-Van Camp of Canada, Limited.

Dorothy M. Clarke

Hobby-Horse Party



Close-ups of the centerpiece and appropriate place cards in the Hobbyhorse motif: the little horse has a black crepe-paper mane and tail, a braided ribbon bridle, and is decorated with gold stars. The horseshoe place cards repeat the gold-star theme, are tied with yellow ribbon

IF "Baby Shower for Sue" is working its way to the top of your entertainment list, you'll wish to get started on your plans for it—to make it as unusual and entertaining as any you've ever given. If you're anxious for something different from the usual pink-and-blue stork party, follow the color scheme, the food and play ideas herein, and you will achieve it.

The motif is the hobbyhorse, shown above, on the buffet, in dazzling yellow and gold, and filled with gifts for your guest of honor. You can make the hobbyhorse yourself, and place it on the buffet, or in the center of your table as the centerpiece. The theme is carried into the place cards—white paper horseshoes decorated with gold stars and tied with yellow ribbon. Too, you can make little paper rocking horses for place cards, or small hobbyhorses like the centerpiece and, filled with candy, they will be engaging little place-card favors.

The colorful, summery table shown above is set with pottery dinnerware in the new triangular shape. Each piece has a soft-green top and a terra-cotta-colored base. Also new, serviceable, and ideally tropical for a July table, is the stainless steel cutlery with bamboo handles. The glassware has a bamboo trim, and the salt and pepper mills are covered with bamboo.

The tablecloth, a "pumpkin" orange, with narrow, white-striped large squares, makes a bright, adaptable

LOOKS FANCY—but—it's so easy!

Photographs by F. M. Demarest

background. The napkins, which match the color of the tablecloth, with a white trim at edge, offer a deft touch of the appropriate—each is clipped with a green plastic clothespin. They'll be collected for the guest of honor after the party. Another especially appropriate cloth for a hobbyhorse party is the painted cotton fabric with the little horse motif (shown below) designed by Elza of Hollywood.

Instead of a centerpiece, this table offers two points of decorative interest. At right, is a pineapple-and-grapes group on a yellow ceramic compote, with darker, rough base. At the left, yellow gladiolus are placed in individual, heavy, low glass candleholders, and grouped around a tall white candle under a hurricane lamp trimmed with bamboo to match the glasses. Pieces of kale are tucked around the base of the lamp and between the candleholders.

If you choose to have an evening dessert party, you might send out invitations to a "Rockabye Dessert", entertaining informally on charmingly set card tables, and using small hobbyhorses as candy-laden centerpieces.

Especially appropriate for a Hobbyhorse party is this printed cotton fabric by Elza of Hollywood

SHRIMP SUPPER MOLD

2 tablespoons gelatin
¼ cup cold water
3 cups tomato juice
1 teaspoon salt
1 teaspoon onion juice
¼ cup vinegar
1½ cups shrimp, fresh or canned
½ cup mayonnaise
½ cup chopped celery
¼ cup chopped green pepper

Soften gelatin in cold water. Place tomato juice, salt, onion juice and vinegar in saucepan, and bring to a boil. Remove from heat; add softened gelatin; stir until dissolved. Chill until slightly thickened. Place ¾ cup thickened mixture in loaf pan. Arrange 8 whole shrimp in this layer. Chill thoroughly. Blend remaining mixture and mayonnaise with rotary beater. Fold in celery, green pepper and shrimp, and fill mold. Chill until firm. Unmold. Garnish with salad greens. Serve with Herb Mayonnaise. Makes 8 servings.

© C. P. R. Co., 1947

NEXT time you're in a party mood, here's just the thing to do. A salad that makes eyes sparkle—and mouths water. A special dressing to go with it and *in* it! And a new bread trick everybody'll copy. All of them are extra delicious because they use MAZOLA*. It's the delicate Salad Oil with the richer, finer flavor.

*MAZOLA is a registered trade-mark of Corn Products Refining Co., New York, N. Y.

HOT SALAD BREAD

Place ⅓ cup MAZOLA Salad Oil in small bowl with ¼ teaspoon salt and 2 cloves garlic, thinly sliced. Let stand 30 minutes. Remove garlic. Slice Vienna or French loaf into thick, roll-size portions, cutting down to within ¼ inch of bottom crust. Pull the bread apart slightly and brush cut surfaces with MAZOLA. Sprinkle with celery seed. Place cut loaf on baking sheet in hot oven (400° F.) 15 minutes. Serve immediately.

MAYONNAISE

2 egg yolks
¾ teaspoon salt
1 teaspoon sugar
¼ teaspoon paprika
¾ teaspoon mustard
Few grains pepper
3 tablespoons vinegar
1¼ cups MAZOLA Salad Oil

Combine egg yolks, seasonings and 1 tablespoon vinegar. Beat well with rotary beater; while beating add MAZOLA, 1 tablespoon at a time, beating thoroughly after each addition until ½ cup is used. Add 1 tablespoon vinegar. Beat in remaining MAZOLA gradually. Add last tablespoon vinegar. Makes 1½ cups.

Herb Mayonnaise: To 1 cup Mayonnaise, add 1 teaspoon chopped parsley, 1½ teaspoons chopped chives, ¼ teaspoon chopped fresh basil and a few drops lemon juice. Mix thoroughly.

MAZOLA Salad Oil is available at your grocers, in bottles or tins.

Are YOU interested in your family's health?

Then don't waste good money on wilted, dried out, vitamin-starved vegetables!

In a nation-wide research program, participated in by the Biochemistry Departments of fourteen leading universities, startling new facts have recently been established!

It has been proved that most of our favorite vegetables lose precious vitamins at an alarming rate *while in the store*—unless they are constantly protected *with ice.*

Spinach, for example, loses nearly half its health-giving vitamin C in 8 hours *unless iced*—and lettuce 22 per cent! Celery loses 25 per cent in 12 hours—green beans, 25 per cent in 18 hours—peas, 33 per cent in 24 hours.

Up-to-date grocers are not permitting these shocking losses. They bed their vegetables in pure, sparkling *crushed ice*, keeping them garden-fresh and *vitamin-rich*—crisp, delicious and *fully nutritious.*

For the sake of your family's health, patronize stores that give produce the modern, scientific protection of *ice.*

•

FREE! *Drop a postcard today for your copy of "Nature's Treasury of Health"—it will help you plan vitamin-rich meals.*

NATIONAL ASSOCIATION OF ICE INDUSTRIES, 1706 L St., N.W., Washington 6, D.C.

ICE Protects Foods from Farm to Table!

Vegetables are packed in fine *crushed ice* for their long journey to market and travel in *ice*-refrigerated cars and trucks.

Reaching the modern market, the produce is placed on *iced* displays to keep it garden-fresh and vitamin-rich.

And in the home, the modern ICE refrigerator gives vegetables and other foods complete, scientific protection.

The games you play should be suitable to the occasion and the weather. One stunt that will amuse your guests is to have each guest send a telegram to the expectant father, the words of the messages to start with the letters of the words, "Rockabye", consecutively. For example: "Real Ornery Child, Katherine Abigail, Born Yesterday Evening."

For another, cut two large pictures of babies from a magazine and divide them jigsaw puzzle fashion. Fitting them together again will divide your guests into two teams. Then one side will write down various questions involved in the troubles of baby care. For instance, "What would you do if the baby threw his nursing bottle out of the crib?" The opposite side will prepare solutions to various situations in baby care. For instance: "Bubble the baby after his feeding." When they have been completed, have the questions and answers read alternately.

Next, give each guest a slip of paper bearing the guest of honor's full name in scrambled letters. Let them choose names for the new baby.

At this point, a game of "Guessing Months" should prove refreshing. In inconspicuous places about the room, place various articles that are symbolic of the twelve months. A prize could be given for rapid identification.

A last brain-teaser to keep the guests very quiet and very interested, is this "Moneyed Man" quiz suggested by Alfreda Lee. Test your guests' powers of observation by having them name the denomination of each bill from these descriptions:

1. *Picture of Grant*
2. *Picture of Hamilton*
3. *Lincoln Memorial, front view*
4. *Picture of Jackson*
5. *The Great Seal of the United States*
6. *The White House*
7. *Picture of McKinley*
8. *Picture of Jefferson*
9. *Picture of Lincoln*
10. *Picture of Washington*
11. *Panorama of Washington D. C., the Capitol in the foreground*
12. *United States Treasury*

Answers:

1. $50.00; 2. $10.00; 3. $5.00; 4. $20.00; 5. $1.00; 6. $20.00; 7. $500.00; 8. $2.00; 9. $5.00; 10. $1.00; 11. $50.00; 12. $10.00.

A suggested menu for a happy ending to your Hobby-Horse Party is:

Jellied Consommé
Rice . . . . . Chicken Casserole
Garden Vegetable Salad
Hot Biscuits
Fruit Sherbet and Cookies
Iced Tea

Contributing to illustration on pages 86-87: *Photographs by F. M. Demarest; Hobby-horse idea by the author, executed by Dennison Mfg. Co.; Furniture, courtesy of The Manor House; Cloth, John Matouk; Pottery, "Grand Canyon," Mathilda Schaefer design by Polly D'Ardis Wilson; Cutlery, glasses, salt and pepper mill, hurricane lamp, Langbein; Candlestick holders, Viking Glass; Oval cigarette holder and ash tray, Vally Werner; Plasticolor Clothespins, Mastro Plastics Corp.; Pottery Compote, Barbara Willis; Candle, Will and Baumer.*

To obtain directions for making hobby-horse, send 6¢ (no stamps please) to: **Dept. E, The American Home, 444 Madison Ave., New York 22, N.Y.**

Make TOMATO JUICE a tangy treat!

TOMATO JUICE COCKTAIL

To each 8 oz. glass add a dash of salt and a teaspoon of Lea & Perrins Worcestershire. *There's* a tongue-teaser! For tangy Lea & Perrins brings out the true deliciousness of tomato juice—rounds out the flavor with a zest-and-zip all its own! Try Lea & Perrins! A real *treat!*

Famous for over a century

LEA & PERRINS *Sauce*
THE ORIGINAL WORCESTERSHIRE

FREE Recipe Book. Write Lea & Perrins, Inc., 241 West St., New York 13, Dept. AH-7

It's a BREEZE . . . with EMERSON-ELECTRIC FANS

—to keep you COOL AND COMFORTABLE ALL SUMMER

Enjoy "summer resort" breezes in your home or office with Emerson-Electric Fans. Standard of quality for 56 years, these sturdy breeze-makers operate quietly and efficiently, carry the famous Emerson-Electric 5-Year Guarantee at no extra cost. Send for Folder No. 516 today!

Breeze-Condition your HOME too!

Installed in attic, this Emerson-Electric HOME COOLER FAN forces out day's accumulation of hot air, pulls in cool night air through open windows and doors. Write for Folder No. 516.

THE EMERSON ELECTRIC MANUFACTURING CO.
St. Louis 21, Mo.

87

EMERSON ELECTRIC
MOTORS • FANS APPLIANCES

JUST TASTE 'EM THIS WAY!

Right-from-the-Kitchen Frankfurters

—Made fresh each day in a nearby ARMOUR kitchen!

No wonder these Armour Star Frankfurters taste as fresh as they look — they're right-from-the-kitchen, the nearest of the dozens of Armour Sausage Kitchens all across the country! They're made daily, made right. To be sure of frankfurters that are plump and juicy as tender beef and pork can make them — get these right-from-the-kitchen frankfurters, rushed by Armour to your market.

This-n-that about sausage

BY Marie Gifford

Director, Armour Consumer Service

You may be tempted to "stuff" yourself with these fluffy-stuffed frankfurters. Who could resist an extra serving? 2 cups of hot, seasoned mashed potatoes, mixed with ¼ cup chopped stuffed olives, will stuff 2 lbs. of Armour Star Frankfurters. Just broil them in a shallow pan for 10 minutes under *low heat* or until potatoes are browned. Good dinner partners for stuffed frankfurters are steamed cabbage wedges — seasoned with lemon juice and butter.

Frankfurter's "big brother" — Armour Star Bologna — has the same beef-and-pork goodness, the same right-from-the-kitchen flavor, but it's big enough to slice. Delicious served cold — or in



Bologna Cups. Heat ⅛ inch slices quickly in hot frying pan. The slices will curl enough to make cups for you to fill with hot potato salad, sauerkraut or scrambled Cloverbloom eggs. Mmm!

3 other easy stuffings that flatter frankfurters — and guests.

1—Equal parts of shredded Cloverbloom American Cheese and chopped peanuts — softened with a little cream.

2—A thin slice of dill pickle and a thin slice of Cloverbloom Cheese.

3—Mashed potatoes seasoned with chopped green onions. (Spread frankfurters first with prepared mustard.)

Look for the Armour Star Label

ARMOUR'S 80th ANNIVERSARY

The best and nothing but the best is labeled ARMOUR

For other new and interesting sausage recipes, write Marie Gifford, Dept. 91, P. O. Box 2053, Chicago 9, Illinois.

THERE'S ONLY ONE—

There are lots of home freezers but only one can be called the Deepfreeze home freezer. Get the answers on this important purchase from the originators of home freezers.

NOW—AN ENTIRELY NEW Deepfreeze

TRADE-MARK REG. U. S. PAT. OFF.

HOME FREEZER

With 17 new advanced features . . . 10 major improvements . . . with all the things you have waited for

Shown here is De Luxe Model C-10, 10 cubic foot capacity, price $439.50. Other models start at $199.95, delivered in your home

Don't you believe a word of it when they tell you all home freezers are about alike.

For folks who say that just haven't seen the new Deepfreeze home freezers.

And once you see them, you'll agree: No other freezer gives you so much that's new.

You get larger capacity at lower cost, and a complete array of new features and improvements—those shown above and many, many more. No other home freezer on the market today has so many—only the new Deepfreeze home freezer has them all.

Size for size and dollar for dollar (and that's the only way to compare), Deepfreeze home freezers give you more for your money. So see the three brand-new Deepfreeze models . . . check the value, and then—be sure the home freezer you buy bears the trade-mark *Deepfreeze*, brand name of the talked-about home freezer, made only by Deepfreeze Division, Motor Products Corporation, North Chicago, Illinois.

Get the story on home freezing. Send 10c for colorful 64-page book.

DEEPFREEZE DIV.
Dept. AH-77
Motor Products Corp.
North Chicago, Illinois

I enclose 10c for a copy of "An Invitation to Better Living."

NAME_____

ADDRESS_____

CITY_____

STATE_____

Dish-Washing Is Easy...

Edith Ramsay

THERE'S no use growling about them--those dishes. They've been there for centuries, and they'll be there for centuries to come. So buckle down to doing them three times a day in a systematic way, or use the new laborsaving devices which have been designed for you.

If building a new kitchen or remodeling an old one, give thought to the double sink. Use one sink to wash and the other to rinse and drain in. If Junior wants a drink of cold water, he can have one without interfering with the dishes; or if in the midst of washing some "horribles" you remember the celery must be cleaned, the other sink is available for the job.

Read the manufacturer's directions in using the dishwasher. Pretreat the eggy or starchy dishes as you would

Hotpoint

The disposal unit, companion helper of the dishwasher, grinds up completely the scraps left on dinner plates, leaving no trace



Hotpoint

Pretreat the pots and pans with a scrape and a rinse. Then enjoy your dinner while they are being washed and dried automatically

The new Hotpoint dishwasher, with its accessible front opening, does the china, glassware, silverware — dries them, too!

The Thor combination works all week as an excellent dishwasher. By simply inserting the other tub it doubles as a clothes washer

The reasonably priced aluminum, "jet propelled" dishwasher, by Kaiser, harnesses your water power to do the washing job for you

Dishamatic has its own hot-water heater as an additional feature to assure an adequate supply of really hot water at all times



The General Electric dishwasher, like some of the others, comes in its own sink unit, opens from the top, and is easy on the hands

Courtesy Glim and Youngstown sinks

To do them right by hand, scrape, rinse, and stack by sizes in the following order: glasses, silver, china and last, the "horribles"

Measure the detergent, whether "soap" as we know it or the new powdered or liquid detergents. Saves time, money, and detergent

Run in the hot water as hot as you can stand. The drainer is in the twin sink just waiting for glasses, silver, and the china

The water can be extra hot if you use the cellulose sponge dishmop. Hands seldom touch water, detergents whisk off soil

Pity the young wife held back *by false modesty...*

Ignorance of these INTIMATE PHYSICAL FACTS has wrecked many an otherwise happy marriage!

Often a married woman has no one but herself to blame if her husband starts losing interest—

False modesty may have kept her from consulting her Doctor. Or perhaps she very foolishly has followed *old-fashioned* and *wrong* advice of friends and neighbors.

If only young wives would realize how important douching two or three times a week often is to intimate feminine cleanliness, health, charm and *marriage happiness*. If only they'd learn about this newer, scientific modern method of douching with—ZONITE!

No other type liquid antiseptic-germicide tested is SO POWERFUL yet SO HARMLESS

Up-to-date, well-informed women no longer use old-fashioned, weak or dangerous products.

The ZONITE principle is truly a miracle! No other type liquid antiseptic-germicide for the douche of all those tested is SO POWERFUL yet SO SAFE to tissues. Absolutely *non-poisonous, non-burning, non-irritating*. ZONITE positively contains no phenol, no bichloride of mercury, no creosote. You can use ZONITE as directed *as often as needed* without risk of injury.

Zonite Principle Developed By Famous Surgeon and Chemist

ZONITE actually destroys and removes odor-causing waste substances. Helps guard against infection. It's so *powerfully effective* no germs of any kind tested have ever been found that it will not immediately kill on contact. You know it's not always possible to contact all the germs in the tract. BUT YOU CAN BE SURE that ZONITE kills *every reachable* germ and keeps them from multiplying.

Buy a bottle of ZONITE *today!*

Zonite
FOR NEWER
feminine hygiene

FREE! *NEW!*

For amazing enlightening NEW Booklet containing frank discussion of intimate physical facts, recently published — mail this coupon to Zonite Products, Dept. AH-77, 370 Lexington Ave., New York 17, N. Y.

Name_____
Address_____
City_____ State_____

Photographs by Joseph Burns

Glasses and silver are rinsed and dry by the time the china is ready for the final rinsing

The "horribles" are tackled next. "Horribles", a misnomer when the good new detergents are used

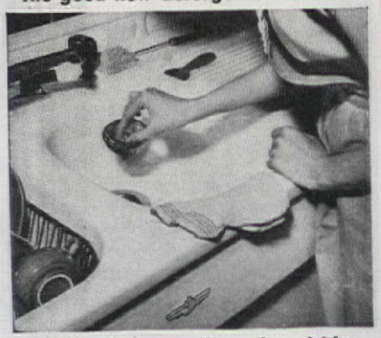

All is done — well and quickly. A practically clean sink, with no grease line and no scouring

if hand-washing, always using the synthetic detergents they recommend. Soaps clog the mechanism and leave a film. Put the detergents to work on the "horribles" the minute you finish "dishing up" the meal. Enjoy your dinner and return to the kitchen to find those "uglies" all done. Put in the china, glass, and silverware, and they'll be ready, in no time flat, to put away or leave right there until the next meal.

Photograph by Art Streib

Adel

A new dishwasher attaches to faucets, soap mixer and all. Spray the dishes — they're done

People wouldn't think of reading by candlelight in this age of electricity...

***and* Millions of Women wouldn't think of Laundering without Clorox!**

WHEN you've used Clorox your senses say, "There's a wash to be proud of." You **see** how snowy-white Clorox makes white cottons and linens (brightens fast colors); you ***smell*** their clean freshness; you ***hear*** their beauty praised! And, laundry is sanitary! Clorox is extra-gentle ... it's free from caustic ... made by an exclusive patented process. Also, Clorox lessens rubbing, thus conserving linens. In routine household cleansing Clorox disinfects, deodorizes. Directions on label.

America's Favorite Bleach and Household Disinfectant

CLOROX

FIRST IN QUALITY ...IN PERFORMANCE ...IN PREFERENCE!

Let BOON Household Cleaner

save you time and work. It wipes away dirt and grease from washable surfaces quickly, easily. It's safe on paint, hands. Excellent for autos, too! At your grocer's.

MADE BY THE MAKERS OF CLOROX

With False Teeth

USE EZO DENTAL CUSHIONS

- Relieves sore spots on tender gums due to ill-fitting dentures.
- Helps keep dental plate from raising and clicking.
- Helps prevent seeds from lodging under plate.
- Helps plate fit snugger.
- Helps you wear and become accustomed to new plates.
- Enables you to eat meat, tomatoes, pears, celery.

Is not a powder, is not a paste, will not stick to plate.

ASK FOR UPPER OR LOWER IN ORDERING

SEND 50c FOR 10 LOWERS
SEND 50c FOR 8 UPPERS
(No Stamps Please)
MINIMUM ORDER OF EITHER KIND 50c

EZO PRODUCTS CO.
BOX NO. 9306, DEPT. V55,
PHILA. 39, PA.

Portal-to-Portal Efficiency

Blanche Nelson

I HAD retired to the deep recesses of our basement laundry to do the week's ironing, and was in the process of ironing my husband's best white shirt when, suddenly, I heard the faraway jangling of the telephone in the hall above me. I don't know which aggravated me the most—having to leave the shirt with only the collar and one sleeve finished, or missing a substantial part of the radio commentator's discussion on portal-to-portal pay. (I had lugged the old portable from its niche in the kitchen purposely to hear it!)

I flicked the switch on the iron, rushed through the full length of the basement, up the stairs, through the kitchen and into the hall. By the time I grabbed the telephone, my heart was thumping as wildly as that of a love-pulp heroine finding herself in her lover's arms for the first time. "Hello!" I gasped into the phone. But the only answer I received was the dull sound of the dial tone.

ure as you get ready to iron in he basement a bell zings upstairs

By the time I returned to the ironing board, the shirt was too dry to finish, and the commentator was ready to turn the mike over for station identification. All I had gleaned from his discussion was the fact that a battle was being waged over the minutes lost by employees from the time they enter the gate until, having changed their clothes and assembled their equipment, they are ready to start the day's production. But it was enough to start me cogitating.

It seemed to me that the weekly task of ironing and mending for two people was consuming a needless amount of my time, not in the actual time spent at the ironing board and the mending basket, but in the process of setting up operations and in getting to and from the job before and after interruptions. With the grim tenacity of an efficiency expert, I sank my mental teeth into the problem of reclaiming the unnecessary energy and time wasted in performing these weekly household chores.

Unfortunately perhaps, at least in my husband's estimation, I'm not one to be satisfied with an inch-a-day progress. Once I have my eyes focused on a goal, whether (and I'm quoting him!) it means upsetting the whole house or moving a mountain, I won't let myself or anyone near me rest till that goal is achieved. And poor, unsuspecting Mortimer (my patient and loving spouse) was in for another upheaval on his return from the office that evening. For by the time he arrived, I had completed the project (or so I thought) to the minutest detail—mentally. All he had to do was get out his hammer and saw.

The first and most expedient step

NEW ELECTRICAL HELPER ENDS GARBAGE PROBLEM!

Amazing General Electric Disposall* Shreds Food Waste, Washes It Down Kitchen Drain!

NO MORE trips to the yard with pails of drippy garbage.

Instead, food waste is easily disposed of *electrically* in a clean, completely sanitary, modern way—right down the sink drain!

Fits most any sink!

The General Electric Disposall has a wide-mouthed drain which fits into most any kitchen sink—takes even bones, corn husks in its stride.

And its self-cleansing action keeps drains cleaner than ordinary drains. It may be used with septic tanks of adequate capacity.

"Wonderful!" say 97 out of 100 women

One community in Kansas has a Disposall in every home. Recent survey showed how enthusiastic users are about it.

"Saves 32 minutes a day." "No garbage to handle!" "No garbage odors!" "Think it's perfect!" are typical comments of these women who use General Electric Disposalls. General Electric Company, Bridgeport 2, Connecticut.

THIS IS HOW IT WORKS!

1. You scrape food waste off your dishes, down the Disposall.

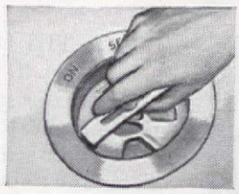

2. You lock the cover, a single twist to the left.

3. You turn on the cold water. (Automatically starts motor.)



4. Swoosh! Waste all gone! Just a matter of seconds! Sparkling clean!

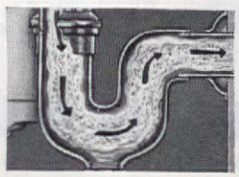

5. Notice whole load finely shredded—no chance to clog drains.



6. The Disposall fits into almost any kitchen sink.

The Disposall can be teamed up with General Electric Dishwasher in a complete Electric Sink.

GOOD-BY TO GARBAGE—AUTOMATICALLY!

DISPOSALL

GENERAL ELECTRIC

*Trade-mark Reg. U. S. Pat. Off.

keep kitchens fresh as a daisy...

For kitchen heat and smoke and smell Be smart—install an Aeropel!

Beautiful new American Blower Ventilating Fan keeps your kitchen fresh as a daisy . . . saves its cost many times over in lower decorating bills alone. Sold by leading electrical and home supply dealers everywhere at a price so low it will surprise you. Send for FREE Aeropel Book full of interesting new kitchens!

Aeropel Kitchen Fan

Keep Cool with a Ventura Attic Fan!



Ventura Attic Fan

BEAT THE HEAT—sleep like a baby! Install this quiet, dependable fan in your attic. Whisks out the pent-up heat of attic and home, draws in a stream of cooler night air. Thousands already in use . . . priced lower now than 10 years ago.

Mail coupon below for FREE Book which shows how to keep delightfully cool for only a few cents a day.

AMERICAN BLOWER

DETROIT 32, MICHIGAN

CANADIAN SIROCCO COMPANY, LTD., WINDSOR, ONTARIO

Division of AMERICAN RADIATOR & Standard Sanitary CORPORATION

MAIL COUPON FOR FREE BOOKS! →

AMERICAN BLOWER CORPORATION (A-7)
Detroit 32, Michigan

Gentlemen:
Please send me FREE Aeropel Book ( )
Attic Fan Book ( )

Name_____

Address_____

City and State_____

toward efficiency was obvious. The ironing board would have to come out of the basement. But the problem was: Where to put it? The kitchen, of course, seemed the most logical place. I studied the walls with a cold, calculating eye that finally came to rest upon the broom closet. It was much larger than necessary for housing the vacuum cleaner and dustmop and, as a result, had become a catchall for everything from shotgun shells to garden tools. I could imagine the sizable groan that would emit from Mortimer's manly chest were I to suggest that he find some other niche for his treasures. But I eliminated the potential objection before he had a chance to voice it. With a ruler I measured the minimum space that would be required to stand the ironing board on end, with space for the rest of my equipment behind it. With careful planning, in the way of a few added shelves and hooks, the cubbyhole would take care of all that was already in it and all I intended to add.

Like most males who view the projected product of a woman's ingenuity or imagination, Mortimer was skeptical. He was also reluctant to relinquish his leisure of several evenings to—as he termed it—"jeopardizing the structure of a house merely to please a woman's whim!" But I didn't argue. I had planted the seed in his mind, and I knew from previous experience that all he needed was a little time to mull over it, and perhaps add a few improvements of his own. It wasn't long before he emerged from the basement with plywood, hammer and saw, ready to make my dream a reality. And he did improve upon it!

WITH plywood he built, at one edge of the broom closet, a shallow recessed cabinet about sixteen inches wide and ten inches deep. But when he'd finished the project, I no longer had an ironing board that would have to be lifted out and set up. Instead, he had attached the wide end of it by means of hinges to a crosspiece about thirty-five inches from the floor. The narrow end was held in place by a catch which had been fastened to a smaller crosspiece higher up on the cabinet wall. By a mere flick of the catch with my thumb the board dropped down to a horizontal position at the correct height for my comfort in ironing. In place of legs the board had a sturdy prop resting diagonally against the lower wall of the cabinet. Behind the main board, and a few inches above its base, two crosspieces supported the sleeve board which operated in the same way.

Another welcome trick he had pulled out of his sleeve was a bar

Important: **Letters requesting information should be accompanied by a stamped, completely addressed envelope. Manuscripts and illustrations will not be returned unless accompanied by the necessary postage. They will be handled with care, but we cannot possibly assume responsibility for their safety.**

DO YOU WANT $25?

Show lovely Doehla Christmas and All-Occasion Greeting Cards, Stationery, Gift Wrappings, to friends, neighbors, co-workers. 26 different assortments. You make $25 profit on only 50 boxes. NO EXPERIENCE NEEDED! Write for 2 sample boxes on approval. If friends don't snap them up, return them *at our expense.*

FREE SAMPLES Beautiful "Name Imprinted" Christmas Cards. Sell them on sight at only $1 for 25

HARRY DOEHLA CO., Dept. A-4, Fitchburg, Massachusetts.

Made of *tough* material that resists time, shock, corrosion—easily installed with tight *TAPERWELD** Couplings that prevent root-growth or leaks—ORANGEBURG* PIPE is the modern pipe that gives lifetime service for House-to-Sewer, Septic Tank and other outside uses. Even after 40 years underground, Orangeburg shows no signs of deterioration—no cracks, breaks or corrosion. Use PERFORATED type for Septic Tank Filter Beds, Sub-Soil Drainage. See your local dealer; or write Dept. AH-7-47, The Fibre Conduit Co., Orangeburg, N. Y. *Reg. U. S. Pat. Off.

ORANGEBURG

THE ROOT-PROOF PIPE

EASY WAY TO **BETTER HOUSEKEEPING . . .**

GAS • FIRED

Incinor



Enjoy the comfort and convenience of a modern incinerator—banish frequent garbage can trips—eliminate unsanitary garbage cans, and quickly dispose of all household waste, rubbish and refuse. Incinor helps keep basements comfortably dry. For city and bottled gas. Sold by gas appliance dealers. Send for booklet.

$65.00 and UP

Plus nominal Installation charge

American Gas Association Approved.

Incinor

PRODUCT OF BOWSER INC.

Incineration Division

Cairo 1, Illinois

Worry of

FALSE TEETH

Slipping or Irritating?

Don't be embarrassed by loose false teeth slipping, dropping or wabbling when you eat, talk or laugh. Just sprinkle a little FASTEETH on your plates. This pleasant powder gives a remarkable sense of added comfort and security by holding plates more firmly. No gummy, gooey, pasty taste or feeling. It's alkaline (non-acid). Get FASTEETH at any drug store.

CALLOUSES

Doctor's Quick Relief!

You'll quickly forget you have callouses, burning or tenderness on bottom of your feet when you use soothing, cushioning Dr. Scholl's Zino-pads. Separate *Medications* included for speedily removing callouses. Get this wonder-working relief today. Costs but a trifle. Sold everywhere.

Dr Scholl's Zino-pads

attached lengthwise to the under side of the main board which, when pulled out to operating position, ran parallel to the board at a distance of about four inches. This, he informed me with a complacent grin, was for the purpose of suspending the ironed portion of sheets, tablecloths and curtains, thus preventing them from becoming rumpled or soiled from resting across a chair or on the floor.

Behind the two boards are shelves, four inches deep and about the same distance apart. Two of these hold the iron, cord, pressing cloths, tailor's mitt and ham and, incidentally, a couple of pair of half-worn, white fabric dress gloves and a bottle of lanolin lotion. (When I am about to begin ironing, I rub my hands quite generously with the lotion and slip on the gloves, which are just loose enough to prevent binding the fingers.)

Two other shelves hold an array of mending equipment—a pair of small scissors, a thimble, assortments of press-on mending tape, thread and buttons of various sizes and colors. When a new garment is added to our wardrobes, I add matching buttons and thread to the assortment.

This "mending cabinet" has eliminated an amazing amount of needless fretting and irritation. When a button appears at the bottom of the tub after Monday's washing, it's immediately relegated to the button shelf; and when the garment comes up for

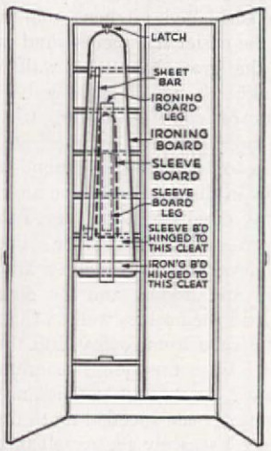

Shelves behind the folded board are easily accessible when the board is down, hold the mending and the spot-remover materials

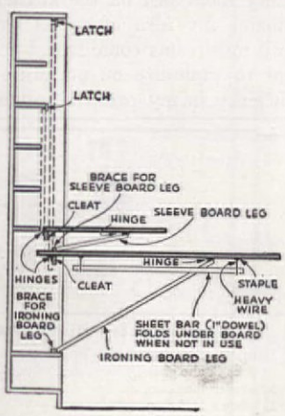

When in position, the board has a bar along most of its length to keep the elusive large pieces off the floor, free from soil



Choose

Cedar Shake Walls

For Beauty, Long Life and Economy

Lovely to look at . . . lovely to live with. Cedar Shakes, processed from Cedar Shingles, introduce a new note of beauty and service in wall construction. They give the impression of hand split shakes so pleasingly portrayed in early American architecture.

Pre-stained in pastel colors that last, Cedar Shakes provide warm, tight, attractive walls with low maintenance cost. Your lumber dealer will be pleased to give you additional information about Cedar Shakes and Shingles for your home.

Mail ten cents for Shingle Homes Booklet containing house and floor plans.

RED CEDAR SHINGLE BUREAU
5510 White Bldg., Seattle 1, Washington

SPECIFY CERTIGRADE CEDAR SHINGLES AND SHAKES

ironing, the button is right there, handy for attaching to the garment in a jiffy. It takes just a few seconds to find a button to replace one that is missing, and the chances now of having to sew a button on Mortimer's cuff while he is attempting to gulp his breakfast coffee are remote. A rip or tear in a sheet, pillow slip, or even a shirt, dress, or apron can be mended easily and swiftly by simply cutting the required piece of press-on mending tape and pressing it to the under side of the tear with one deft stroke of the hot iron. Parting stitches in a seam are easy to see when the item is being ironed, and just a few quick stitches—I usually keep a needle threaded of each color of thread for that purpose—will pull it together securely, saving stitches.

Besides saving an endless amount of time, this ironing-mending corner of the kitchen is invaluable as an energy and temper saver. I no longer need to tax my heart dangerously by rushing up the basement stairs to answer the telephone or doorbell, or suffer frustration because I didn't arrive in time. If I haven't quite finished when the time arrives to put on the roast for dinner, I can slip it on the stove and keep one eye on it while I continue ironing.

THE task which used to seem like plain, unadulterated drudgery has now become one of the most pleasant household chores I know. When I tire of standing, I rest on the cushioned kitchen stool while I do the easier flat pieces; and in place of the gray basement wall staring blankly at me, I have a back-yard vista of colorful flowers tossing in the breeze in the summer, or an expanse of sparkling, diamond-studded snow in the winter to give an impetus to my daydreams. Oh, yes, I do daydream—what housewife doesn't—whenever the opportunity affords itself. And ironing and mending seem to lend themselves well to that pleasant escape from reality. But the irony of it! With this new streamlined efficiency, the weekly ironing and mending have been speeded up to the point where I scarcely get myself pleasantly engrossed in a beautiful dream before the task is completed.

Of course, a rotary ironer in a utility room just off the kitchen still remains my idea of perfection, but until my dreams come true, I am content to capitalize on portal-to-portal efficiency in my present fashion.

STAINLESS STEEL UTILITY SHELF
Smart, trim, neatly designed shelf for household sundries . . also glasses, plants, etc. . has many uses. Most every home can use several. Easily installed, 13" wide x 2¾" deep.
Postpaid $1.00 each
WINSTON PRODUCTS CO. 306 Transportation Bldg.
GRAND RAPIDS 2, MICH.

WANT A STRONGER
GLUE?
This new household cement is made with high-strength Casein Glue. It is stronger . . . easier-to-use. Casco Flexible Cement won't crack loose . . . bonds wood, paper, fabrics—to glass, metal, plastics. Users prefer it 4 to 1 over other glues and cements. Try a 25¢ tube today.

"STICKS MOST EVERYTHING"
Casein Company of America, New York 17, N. Y.
Division of The Borden Company

What's new– What's coming?

Edith Ramsay

The Surf Season Air heater-fan combination (G-M Laboratories) leads a dual life for summer coolness or for needed winter's warmth

A flip of the switch on Thermador heat-fan brings air circulation to suit any whim. Heat-fan is safe from children's inquisitive fingers

Safe from prying hands is the Vornadofan by O. A. Sutton Corp. It may be tilted to the ceiling for circulation without drafts



Samson is back on the market with the rubber-bladed fan. The design of the blades gives good circulation plus this safety measure

Freez-Pak gives you an electric refrigerator for baby's or other foods when traveling or changing over from city to country living

Deepfreeze inaugurates their new chest model. New features are an interior light, alarm system, counterbalanced lid, good divider



Dotted lines represent mechanism and controls on the Coolerator icebox, converting it into an all-electric refrigerator in a jiffy



Only ALWINTITE ALUMINUM WINDOWS give you all these features:

- **Superior design and construction.** ALWINTITE aluminum windows are truly fine windows, made by a company with a background of more than 35 years' experience in manufacturing fine windows. The seamless, tubular construction of ALWINTITE windows assures extra strength and rigidity.
- **No upkeep costs.** ALWINTITE aluminum windows never need to be painted. They cannot rot or rust. No cords, pulleys or weights to replace. Glass can be easily replaced if broken.
- **Permanent ease of operation.** ALWINTITE aluminum windows will not warp, swell or stick. They're always easy to open or close. No tugging or pulling, ever.
- **Trim, smart appearance.** ALWINTITE aluminum windows keep your home modern for years. Their smart-looking neutral color harmonizes with any type of exterior construction—with any interior decorative scheme.
- **Sturdy weather protection.** ALWINTITE aluminum windows have built-in, stainless steel weatherstripping which keeps out cold drafts and rain—saves you money on fuel bills. And ALWINTITE screens and stormsash can be easily applied from the inside.

All these—and many more—are yours, when you insist on ALWINTITE—the low-cost aluminum window. Send coupon below for descriptive literature. The Aluminum Window Corporation (*a subsidiary of General Bronze Corporation*), Long Island City, N.Y.

ALWINTITE aluminum WINDOWS

TESTED APPROVED

FREE

THE ALUMINUM WINDOW CORPORATION
34-20 Tenth Street, Long Island City 1, N.Y.
Please send me free descriptive literature on ALWINTITE aluminum windows:

*Name*_____

*Address*_____

*City*_____ *State*_____

"BUILD RIGHT WITH ALWINTITE"

"Honest, I used to melt in his arms"

OUR PLACE WAS THE TOAST OF THE TOWN, all right! It was so hot last summer that when the thermometer hit a new high, our spirits hit a new low. I was so withered from the weather that I drooped all the time . . . and when Tom came home from work I was ready to collapse. Of course, after a hot day downtown he didn't exactly relish a Turkish bath either.

now **I'M CALM, COOL AND PROTECTED**

Sure, that's a sudden change. And it occurred almost as fast as I can tell it. One day when I was really burned up, I 'phoned the Carey Approved Home Insulator. Practically as easily as saying, "Carey Rock Wool Insulation is blown in, no muss or fuss," he **summer-proofed** our home. Now . . .

OUR HOME'S 15° COOLER DURING SUMMER'S HOTTEST DAYS

What a difference that makes in working 'round the house . . . in really enjoying summer months at home . . . in sleeping cool on sultry nights. Yes, we have better dispositions, thank you! What's more, our insulation does double-duty; this past winter it saved us a third on fuel . . . that means the job actually pays for itself.

Why don't you find out about this easy way to cooler, more comfortable summers? Remember, the name is **CAREY.**

this free book **TELLS THE WHOLE STORY**

Here's a book jam-packed with information to give you the inside story of Rock Wool Insulation. Full of facts and figures, it's a handy guide to help you decide how, when, and where to insulate your home. For a FREE copy . . . just drop us a line on a penny postcard. Address Dept. AH-7.

Carey *rock wool insulation*

Asphalt Shingles—Asbestos Shingles and Sidings
Asbestos Wallboard—Rock Wool Insulation
Miami-Carey Bathroom Cabinets and Accessories

THE PHILIP CAREY MANUFACTURING CO., CINCINNATI 15, OHIO

How to order

AMERICAN HOME *patterns*

DESCRIPTIONS of Sampler Patterns illustrated on page 27:

No. 217, Record of Birth, 16" x 20", hot-iron transfer for cross-stitch.
No. 247, 23rd Psalm, 15" x 17", hot-iron transfer, assorted embroidery.
No. 248, Lord's Prayer, same as 247.
A-577, Wedding Record, 15" x 12" for needlepoint. Alphabet and numerals.
A-893, The Request, 16½" x 16½", hot-iron transfer, cross-stitch, verse.
A-894, Penn. Dutch, 10" x 12", hot-iron transfer, cross-stitch, verse.
A-895, Tree-of-Life, 16" x 12", hot-iron transfer, cross-stitch, with alphabet and numerals.
A-896, O Give Thanks, 23" x 16", hot-iron transfer, cross-stitch, verse.

AMERICAN HOME ORDER FORM

Please allow from three to four weeks for handling and mailing

(Patterns illustrated in this issue on pages 25, 26, 27)

☐ 217	Birth Record Sampler	.25
☐ 247	23rd Psalm Sampler	.30
☐ 248A	Lord's Prayer—Catholic	.30
☐ 248B	Lord's Prayer—Protestant	.30
☐ A577	Wedding Record Sampler	.25
☐ A893	The Request Sampler	.50
☐ A894	Penn. Dutch Sampler	.30
☐ A895	Tree-of-Life Sampler	.50
☐ A896	O Give Thanks Sampler	.50

(Embroidery patterns not illustrated in this issue)

☐ 19	Circus Guest Towels	.15
☐ 25	Peasant Table Mats	.20
☐ 204	Flower Alphabet	.15
☐ 215	Rosebud Table Mat	.15
☐ A574	Pine Cone Tablecloth	.30
☐ A583	Duck Appliqué Sheets	.15
☐ A721	Modern Alphabets—3 sizes	.15
☐ A722	Floral Alphabets—2 sizes	.15
☐ A730	Clover Bedspread	.30
☐ A788	Burlap Lunch Cloth	.15
☐ A793	Shadow Embroidered Mat	.20
☐ A797	Stylized Flower Mat	.20
☐ A813	Child's Appliqued Sheets	.20

Name

Street Address

City *Zone No.* *State*

PRINT name and address in coupon, which will be used as label for mailing patterns. Cut out order form along dash lines, check patterns desired, and send M.O. or personal check to: (Please do not send stamps)

THE AMERICAN HOME
PATTERN DEPARTMENT
55 Fifth Avenue, New York 3, N. Y.

. . . when you put up a

NICHOLS ALUMINUM CLOTHESLINE

A LIFE SAVER to every housewife. A brand new kind of clothesline, once put up it can remain up forever. Yes, the original NICHOLS ALUMINUM CLOTHESLINE helps do away with washday drudgery — it's permanent. It can't rust, can't rot and can't crack. Ideal for basements, attics and yards.

Stop in and let your local dealer show you the new lightweight, clean-looking original NICHOLS ALUMINUM CLOTHESLINE TODAY! Look for the name NICHOLS.

***Non genuine without the name* NICHOLS**

NICHOLS
WIRE AND STEEL CO.
DAVENPORT, IOWA
Battle Creek, Mich. · Mason City, Iowa

THIS **NEW** HOME CLEANING APPLIANCE USES **WATER** INSTEAD OF A BAG!

Amazing but true! Rexair is the *new* home cleaning appliance that uses water instead of a bag. No matter where you get the dirt—from the rugs, from the upholstered furniture, even from the bare floor—it all ends up in a water bath. You simply flush it away. No dirty bag to empty. Read every word about this remarkable new post-war home cleaning appliance in the new book sent to you absolutely without charge.

***FREE* ILLUSTRATED BOOK**

The complete story of this marvelous new post-war home cleaning appliance—that does everything a regular cleaner will do, and *lots more*—is told in colorful pictures and text in a new book just printed. You may have a copy *absolutely free* simply by mailing the coupon. Whether or not you intend to buy a home cleaning appliance in the near future, you owe it to yourself to find out about Rexair, the *modern* home cleaning appliance that uses water instead of a bag. So clip the coupon now. Drop it in an envelope or paste it on a penny postcard.

REXAIR, INC.
367 Fisher Bldg. • Detroit 2, Mich.

Please send my free copy of the new illustrated book that tells about Rexair, the *new* home cleaning appliance that uses water instead of a bag.

NAME_____
ADDRESS_____
CITY_____ ZONE____ STATE_____

PRINTED IN THE U. S. A. BY THE CUNEO PRESS, INC.

Pineapple Coolers

You'll feel 20° cooler, all right, with Dole pineapple refreshment inside you! Just the *idea* starts you thinking in terms of wave-kissed tropic shores and shady palm trees. So how delightful when you can serve it without a second's cooking — as Patricia Collier, Dole Home Economist, shows here — in quick-to-dish-up hits of Dole Crushed, Sliced, Tidbits, or Chunks.

Pineapple Julep. Long, cool—lovely! Fill a tall glass half full of lemonade; then add syrup from Dole Pineapple Chunks to the three-quarter mark. Now put in the ice and swizzle stick with Chunks and cherries as illustrated. Top with a sprig of mint... and there you are!

Summer Salad. Round and round go the fresh fruits of the season in this sunny arrangement! Salad dressing in the middle, and the whole dish starring juicy rings of Dole Sliced Pineapple. Looks—and tastes—as mellow as summertime.

Pineapple Party Sundae. Impressive dessert — with practically no fixing! Top wedges of loaf cake with scoops of ice cream, and over all spoon Dole Crushed Pineapple, maybe whipped cream, too.

DOLE PINEAPPLE — SLICED • JUICE • CHUNKS • TIDBITS • CRUSHED

NOW YOU CAN HAVE

lovelier floors with less care!

ONLY SELF-POLISHING SIMONIZ GIVES FLOORS THE SAME LONGER LASTING BEAUTY THAT MAKES SIMONIZ SO FAMOUS FOR CARS

She... Oh, darling, it's beautiful! Just look at that sparkle! And those colors — I've never seen them so brilliant before. Why, it's amazing what Self-Polishing Simoniz can do. And to think I can keep my floors that way so much longer with just a damp cloth.

He... Thank your husband for knowing about such things, kitten! It's as easy to swish away soiled spots and spilled things as it is to apply Self-Polishing Simoniz. It shines as it dries crystal-clear . . . and without rubbing or buffing.

And, best of all, because your floors will stay lovelier longer, you'll save yourself hours of work. Certainly it's worth while to insist on Self-Polishing Simoniz — today!

THE SIMONIZ COMPANY, CHICAGO 16, ILLINOIS

Self-Polishing SIMONIZ *For Floors*

For linoleum, asphalt and rubber tile, and finished wood floors. Sold by grocery, hardware, variety, drug, paint, 5 cents to $1, auto accessory and department stores—and by linoleum dealers everywhere.

"SIMONIZ" Trade Mark Reg. U. S. Pat. Off. & Foreign Countries.