ON GUARD . . .

The AMERICAN HOME

15¢

May 1943

★



Colorful Pages Beautiful Homes – More Meat on Less Points

Need Tax Money? DIG IT!

Our old bathroom + my ingenuity + Jim's handiwork +

10½ yds. chintz
1 gallon paint
6 yds. Linoleum
& mat

Glance again at that snapshot and you'll know we didn't have much of a room to begin with. Only 5 by 9½ feet! I couldn't blame Jim for laughing when I told him what I wanted to do.

"A dressing table in that bandbox? Why, you'll have to put it on the ceiling!" "Well, almost," I admitted. "But couldn't we close in the old tub with doors? On the back of one, we'd hang a mirror and make-up table. On the other, there would be room for those shelves we need so much."

I knew Jim was for it when I showed him how little we'd have to spend if we did the painting and carpentry work ourselves. Some chintz, not more than a gallon of paint, just a few yards of Armstrong's Linoleum. "Suppose you want me to lay the new floor, too!"

Jim would have tackled it if I had said the word. But I had in mind a special design—something that would make the room look larger and lighter. My linoleum merchant suggested it—a warm gray Marbelle with a broad stripe inset for added interest. And topped off with something I'd always wanted—a wall that's as truly splashproof as the linoleum itself. Linowall, they call it—made by Armstrong, too.

When I told Jim how little it would cost to have our Armstrong Floor cemented over cushioning felt, he was as anxious as I to get started. Sure, it was a lot of work. But somehow, when you do things yourself, it's a lot of fun, too. And lasting fun, when it all adds up to a room that's so smart and gay—and so easy to keep looking that way.

LEFT—Close the doors and you'd never guess that on the backs of them are the handy shelves and dressing table you see in the large picture. The floor that brings both size and light to this bandbox bath is Armstrong's Gray Marbelle Linoleum, Style No. 018 with 6-inch inset band of Dark Gray Linoflor, Style No. 22. Wall is washable Armstrong's Linowall, Style No. 704, joined to the floor with a rounded cove base for easy cleaning. Complete list of furnishings and sketch of room plan will be sent free on your request.

WRITE FOR Hazel Dell Brown's scrapbook—"New Ideas for Old Rooms." It's full of easy, inexpensive, decorating hints that will help you add new beauty to your home without scrapping things you already have. This unique book gives you a step-by-step method for re-doing any rooms in your home. Sent for 10¢ (outside U.S.A., 40¢). Armstrong Cork Co., Floor Division, 4305 Pine St., Lancaster, Pa.

ARMSTRONG'S
LINOLEUM *and* LINOFLOR
for every room* (A) *in the house

THE ARMY-NAVY "E" flies over our Lancaster factories. It was awarded to Armstrong men and women for excellence in the production of shells, bombs, aircraft parts, concealment material, cartridge cases, and many other vital war materials. However, your merchant can still show you Armstrong Floors that are both smart and correct. Just be sure to look for the name *Armstrong's* on the back of the goods you buy.

MADE BY THE MAKERS OF ARMSTRONG'S QUAKER RUGS, ARMSTRONG'S LINOWALL, AND ARMSTRONG'S ASPHALT TIL

And this shall be our Victory:

In a free nation—as the birthright of every American

—each home shall be a shrine of freedom.

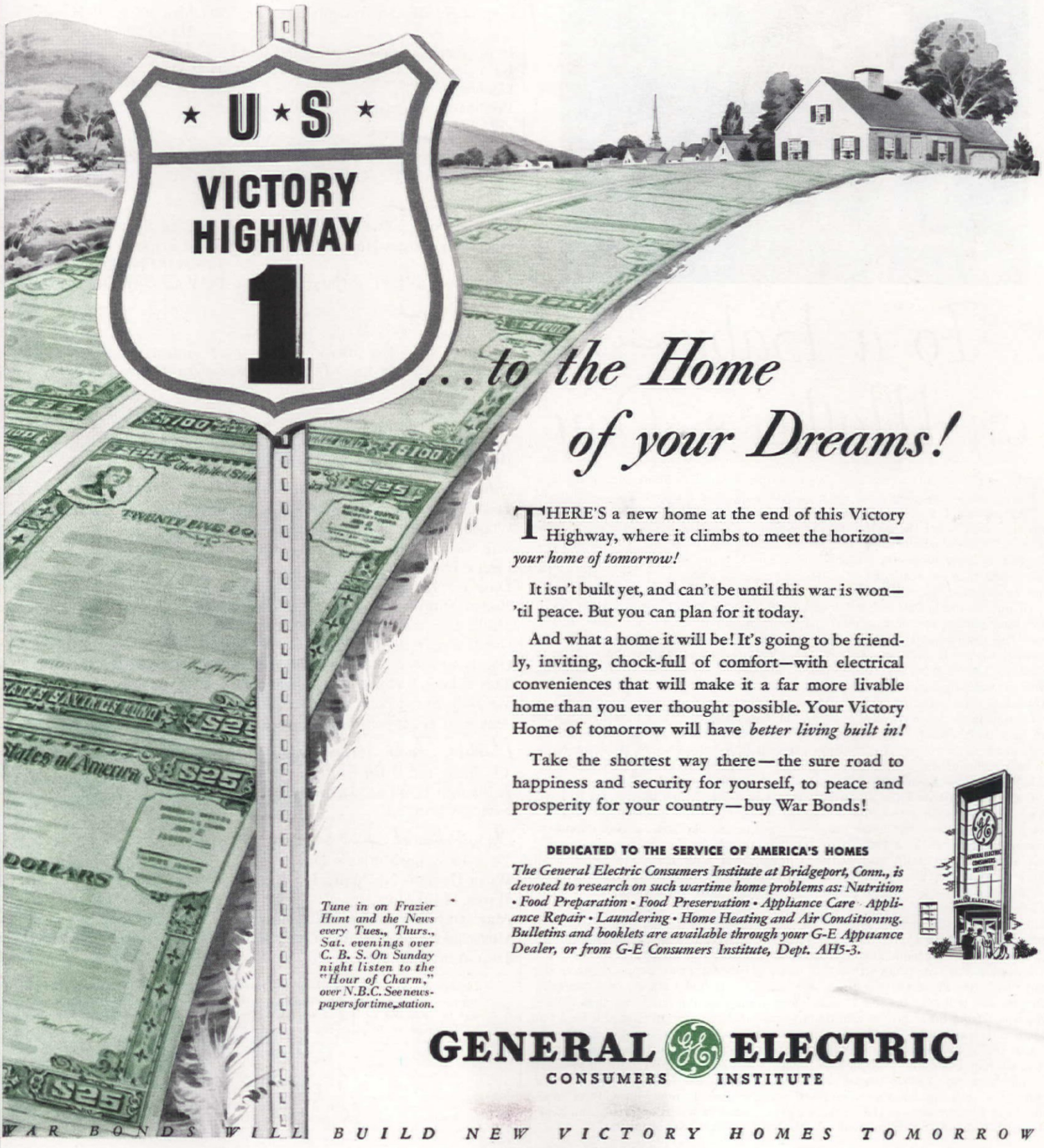

. . . to the Home of your Dreams!

THERE'S a new home at the end of this Victory Highway, where it climbs to meet the horizon—*your home of tomorrow!*

It isn't built yet, and can't be until this war is won—'til peace. But you can plan for it today.

And what a home it will be! It's going to be friendly, inviting, chock-full of comfort—with electrical conveniences that will make it a far more livable home than you ever thought possible. Your Victory Home of tomorrow will have *better living built in!*

Take the shortest way there—the sure road to happiness and security for yourself, to peace and prosperity for your country—buy War Bonds!

DEDICATED TO THE SERVICE OF AMERICA'S HOMES

The General Electric Consumers Institute at Bridgeport, Conn., is devoted to research on such wartime home problems as: Nutrition • Food Preparation • Food Preservation • Appliance Care • Appliance Repair • Laundering • Home Heating and Air Conditioning. Bulletins and booklets are available through your G-E Appliance Dealer, or from G-E Consumers Institute, Dept. AH5-3.

Tune in on Frazier Hunt and the News every Tues., Thurs., Sat. evenings over C. B. S. On Sunday night listen to the "Hour of Charm," over N.B.C. See newspapers for time, station.

GENERAL ELECTRIC
CONSUMERS INSTITUTE

WAR BONDS WILL BUILD NEW VICTORY HOMES TOMORROW



F. Carroll McAvoy

To a Baby on Mother's Day

TODAY is Mother's Day, baby. You're still too young to know what it means—still too young to place a value on sentiment. But I am glad, glad because I want to tell you how I feel about Mother's Day before you build your impressions from what the world will say. Darling, on Mother's Day the world talks about what it owes its mothers. On this day, people say all the nice, kind, thoughtful things they have inside their hearts but are usually too busy or careless to mention—until they are reminded of it. My dear, I don't want you to choose Mother's Day to say kind things to me.

To me, Mother's Day isn't a lot of talk about what a child owes his mother. It isn't your putting me on a pedestal and setting me apart from other things. It isn't even the distinction that people give me for bringing you into the world. No, darling, to me it isn't any one of those things—because in my heart I know Mother's Day is *you*. It's every minute and hour of every day—all the precious, swift-retreating seconds I spend trying to memorize and hold close to my heart the wonderful little baby mannerisms that only you can ever have.

It's the faith you have in me, baby—the hopes and dreams I have all wrapped up in you. It's what I see in your face when I put you to bed at night—it's the look of angels in your eyes as you whisper your little baby prayers. It's my wanting to be worthy of the faith and trust you have in me. I don't want you to give me this just because I am your mother. I want to earn it—and I will.

I will tell you how I feel about little things, and hope you'll like me for it. I will teach you to be kind and thoughtful, and know you'll like yourself for it. I will teach you to believe that liking people—having people like you—is very important. You're growing up in a topsy-turvy world, a world no longer normal, a world full of greed, and strife, and shattered hopes. So I must make you believe that there is more love than hate—more good than evil—more joy than sorrow—even in this world of war. And I will teach you, baby, that when things go wrong—when everything you do seems useless—that the faith you must have in people will carry you through. I must teach you to keep on giving, and giving, and giving—and not to expect something tangible in return—something you can see or know about. Someone else, sometime, some place, will be giving just as much.

I must make you believe that this doing things for other people is necessary, and good. It will be the one thing you will have to fall back on, the one thing that no one will ever be able to take away from you, the one thing that will set you apart from other people who don't know—or have forgotten. It will keep you good, and clean, and a little in awe about what goes on in this crazy world of ours. I will teach you to believe in believing, to have faith in faith, because I know that without belief and faith in little things you will never have faith in yourself. And because my mother taught me to have faith in the future, I have faith in yours. It's faith that sustains when loved ones are gone. I know you will live to see the day when the guns of the world are silent; when promises are made and kept; when reason, not bloodshed, will rule the world.—**VIRGINIA HERROD**

Contents

May, 1943 **Vol. XXIX, No. 6**

Cover Design: See page 28

Special Monthly Features

Family Health Department: The Good Neighbor Policy at Home *Mirma Wallace Young* 18
Home Study Course in Shrewd Buying: 5. American Crafts . 36
Be Your Own Dressmaker: Play Day Hey Day 96
Homework 98
Personal!: Defense for the Workers 100

Children

The Good Neighbor Policy at Home . . *Mirma Wallace Young* 18
Such a Lovely Disposition! . . . . . *Sylvia Chapin* 92

Decorating

Presto—Chango! . . . . . *Imogen Barnes Grochelle* 54
Not Their Dream House: IV. The Colniks of Milwaukee, Wis. *Ethyl Pine Van Hercke* 56
Life is Not a Bowl of Cherries, So-o-o Be Your Own Decorator . 62

Gardening

Will You Be One of the 18,000,000? 15
Going to Need Tax Money? . . . . . *Lewis Edwin Theiss* 16
Gardeners, Keep a Record! . . . *Elizabeth Weaver McCafferty* 95

Handicrafts

When You Buy, Know What to Buy! 5. American Crafts . . . 36
The House That Scraps Built . . . . . *Olive P. Wrenn* 50
Homework 98

Homes and Maintenance

Dad Goes to the Garage—but *Not* for the Car! *O. G. Soderstrom* 20
Wood—Ageless, Sturdy Friend to Man 21
Will Your Dream House Be Made of Wood? 22
Future Heating Systems for Each Room . . *Charles B. Sweatt* 23
Dignified Background for Informal Living 24
Brown Study in Modern Individualism . . . . *Ruth W. Lee* 25
Modern Ranch House in California 26
Our Cover House . . . . . *Thyrza Lucille Burns* 28
Our Homes Will Remain Individual . . . . *Henry M. Reed* 29
This Illinois Colonial is as Modern as Today! 30
We Built in the East Tennessee Hills . *Katherine Potts Bianculli* 30
American Beauty in Connecticut 32

Parties, Food, Housekeeping

VI. Meat and Other Sources of Protein 77
A Planned Week of "Dressed-Up" Meat Dishes—Recipes . . . 79
Spring Clean-Up! 86

Inspirational

To a Baby on Mother's Day . . . . . *Virginia Herrod* 4
When Home is No Man's Land . . . . . *Grace V. Sharritt* 34
Wives, Wake Up! . . . . . *Myrtle Adams* 64
May Day Brings Fond Recollections 72
Household Gremlins Are Different! . . . *Claire H. Gelineau* 75
Dear American Home 91

***Important:* Letters requesting information should be accompanied by a stamped, completely addressed envelope. Manuscripts and illustrations will not be returned unless accompanied by the necessary postage. They will be handled with care, but we assume no responsibility for their safety.**

Published monthly by The American Home Magazine Corporation, W. H. Eaton, President-Treasurer; Henry L. Jones, Vice-President; Jean Austin, Secretary. Executive, Editorial and Advertising headquarters, 444 Madison Avenue, New York. Subscription Department, 251 Fourth Avenue, N. Y. Branches for advertising only: 248 Boylston Street, Boston, Mass; 360 North Michigan Avenue, Chicago, Ill.; A. D. McKinney, 915 Olive St., St. Louis, Mo.; W. F. Coleman, Henry Building, Seattle, Wash.; W. F. Coleman, 300 Montgomery Street, San Francisco, Calif.; W. F. Coleman, 530 West 6th Street, Los Angeles, Calif. Copyright, 1943, by The American Home Magazine Corporation. All rights reserved. Title registered in U. S. Patent Office

THE AMERICAN HOME, May, 1943. Vol. XXIX, No. 6. Published monthly by The American Home Magazine Corporation, 444 Madison Ave., New York, N. Y. Subscription price in United States and Canada, $1.50 a year; two years, $2.25; three years, $3.00. Foreign postage $1.00 per year extra. Entered as second class matter December 31, 1935, at the post office at New York, N. Y., under act of Congress, March 3, 1879.

"Oops! I did it again!"

"NOW WHAT?" asked my next-door neighbor, Peg—who just loves to drop in and watch me housework.

"I'm a half-brain! Here I go yanking my lovely Cannon Percale sheets off the bed as if I were mad at 'em—just after I swore I'd never do it again!"

"My, my!" Peg grinned. "Aren't you housewifely all of a sudden!"

"Listen, smarty, haven't you heard about *conservation?*" I said severely. "I don't want to have to buy new sheets in *wartime.* And it's my plain patriotic duty . . . as it is every woman's . . . to make things last."

"Gee." Peggy looked sheepish. "I guess yanking does sort of strain sheets. And it is just as easy to take sheets off a bed!"

"Sure it is. I've learned lots of ways to save sheets lately . . . Like rotating sheets. You know . . . put the newly laundered ones in the closet to rest, and use the ones that have been sitting . . . And when I wash sheets, I don't soak the life out of 'em. 15 minutes before washing is plenty . . . and I don't use a bleach if I can hang 'em in the sun to dry . . . And if I *do* use a bleach, I follow directions and rinse *twice* afterwards. And . . ."

"Hey, slow down," yelled Peg. "I want to remember these things!"

"Well, remember . . . never use too hot an iron . . . and never NEVER press the folds of a sheet."

Peggy sighed. "I guess if I'd known these things my sheets wouldn't be in tatters now. I really do need some. And I wish I could afford grand, smooth Cannon Percales like yours!"

"Well," I said, "don't buy any sheets unless you really need 'em! But if you *do* need 'em, you *can* afford Cannon Percales. They *cost just about the same as heavy-duty muslin.* And they're strong, too. 25% more threads to the square inch than the finest muslin!

"And here's another important thing," I went on: "Percale is *lighter.* So if you send your sheets out at pound laundry rates, you can save as much as $3.25 a year for each bed!"

Peg beamed. "I'll certainly remember about Percale Sheets when I go to buy."

"CANNON Percale," I corrected her. "In wartime it's especially important to choose a manufacturer's name that you can trust—for all the things you can't see for yourself."

"Cannon's the name for me!" said Peg. "I've always been crazy about my Cannon Towels—and I know I'll love my Cannon Percale sheets."

"Love 'em—and cherish 'em!" I said sternly. "Buying sheets these days is serious business. *Get only as many Cannon Percales as you absolutely must have to get along.* And see that you take the world's best care of them—so you can look Uncle Sam in the eye!"

Cannon also makes an economy muslin sheet—well-constructed, and long-wearing—a splendid value! Cannon Mills, Inc., New York, N. Y.

Cannon Percale Sheets

CANNON

Made by the Makers of Cannon Towels and Hosiery



"GOLLY! You remind me of Daddy"

So your Daddy is in the service, too. You must be very proud of him.

You bet I am! But you look mighty smart.

Me? Oh, telephones don't wear uniforms. This is sort of symbolic. I was hoping you'd ask about it.

Okay. What's on your mind?

You want to help, don't you? Well, it takes a lot of telephone calls to run this war — especially Long Distance calls.

How can we help there?

It's easy. Today we must keep the wires open for war calls by not making *unnecessary* calls.

Gee, would that bring Daddy back quicker?

You catch on fast. Best idea is — don't call war-busy centers, like Washington. And, I hope your Daddy comes home soon — safe and sound. Good-night now.

BELL TELEPHONE SYSTEM

Any Homemaking Questions?

OF COURSE—we have! That's why THE AMERICAN HOME put on its thinking cap and gathered the right answers in a series of books planned just for you. They're fresh, they're friendly, they're packed with the sort of live, practical, useful suggestions and advice you're looking for. They'll go a long way in helping you achieve that perfect home you dream of. And here they are:

MAKE YOUR OWN SLIP COVERS, DRAPERIES, ETC. It's easy to do when you're shown just how—and easy on the budget, too. And there's nothing quite like fresh, gay touches such as these for brightening weary rooms and giving the whole family a cheering lift. Fifty-odd pages of stimulating pictures, diagrams, and full instructions. *50 cents.*

REMODELING—455 IDEAS. Big, medium, or small—there's sure to be *some* change you'd like to make in your house or apartment. Well, here are literally hundreds of ways in which other people have done it, to put you on the right track and clear away those doubts! It costs but *$1.00.*

130 SUMMER HOMES. More than two hundred pages of pictures, plans, and descriptions of log cabins, beach houses, week-end farms, or what would you like. They're from all over the country, and each and every one is an inspiration and guide to your own summer planning. *$1.00.*

ROCK GARDENS AND POOLS. True Victory Gardening doesn't mean just food raising—the government itself urges morale-building by having your grounds produce beauty, too. A rock garden or a pool—or both—does just that, and here are dozens of them, with facts and details, to choose from and make your own. *50 cents.*

COURSE IN PERIOD FURNITURE. A fascinating guide to the history, characteristics, human associations and present-day place of the eighteen important styles from Jacobean to Modern. Profusely illustrated, a perfect mine of information for you on a subject vital to every well-furnished home. Compiled and edited by authorities on the subject. *50 cents.*

85 LOW COST HOMES. From a few hundred to a few thousand dollars—that's all they cost their owners to build. And their sizes, styles, materials, and localities are so varied that you're sure to find flocks of useful ideas that you can use right now or tuck away for invaluable future reference, whether you live in the North, South, East or West. *50 cents.*

OUR DREAM HOME. A grand loose-leaf scrapbook in which to keep all those priceless clippings which, one of these days, will be echoed in that new home you're going to build. Stiff board covers with handsome full-color photographs of charming house entrances. The sturdy pages, laced in and quickly interchangeable, are equipped with reference tabs, and there's ample space for indexing the entire contents. *35 cents.*

360 INTERIORS. Countless decorating ideas for thrifty, pleasant living in house or cottage, apartment or single room. You'll find it genuinely up-to-date and an endless source of pleasure and stimulating, useful suggestions for every type of room. Many of the photographs show before-and-after views, and over 150 of them are reproduced in color. *$1.00.*

HOUSE PLANS. Homes of brick, frame, stone, cement . . . Colonial, French, Modern, English, Mediterranean . . . sizes and costs to fit every family and purse . . . 200 generously illustrated pages of advice, information, and details to help clarify your own ideas and give you new ones. It's far more than just a book of plans, for many of the homes it presents also provide a liberal education in furnishing, equipment, and landscaping. All in all, it provides a cross-section of American homes of good taste and substantial form. *$1.00.*

When you have made your selection, just send your order and remittance to THE AMERICAN HOME, 251 Fourth Ave., New York, N. Y. We will attend to it promptly.

>>> THE FUTURE BELONGS TO THOSE WHO PREPARE FOR IT <<<

THE MAN WHO KNEW ALL THE ANSWERS BUT ONE

INSURANCE agents found Doug Lounds easy to see, but not so easy to convince. "Putting them through their paces," Doug called it.

Somewhere in the back of his mind, Doug really intended to buy life insurance—some day. His Prudential man's arguments did make awfully good sense. But Doug kept putting it off.

Then one night Doug's wife threw a surprise party for his birthday. And all of a sudden, in the friendly joshing about his age, Doug realized that the years were beginning to pile up on him. Of course he felt fine—never better. But, well—maybe now would be a good time to do something about life insurance.

So the next time Doug's Prudential man brought up the life insurance plan they had talked over for the Lounds family, fully expecting to get a kidding, he got a client instead. Doug said okay, signed the application, and took his physical examination right away.

At that point, the unexpectedness of life showed up. Doug Lounds said "yes"—but the doctor said "no". . . and the application was turned down. Poor Doug had to admit he didn't know the answer to that one.

So Doug Lounds now has to build his family's future the hard way. He knows from experience that the Prudential phrase, "The future belongs to those who prepare for it," should have an important word added at the end—"today."

The Best Time to Begin Planning for Tomorrow Is Today

Ever since 1875 it has been the privilege of The Prudential to help people make their family's future more secure.

Through Prudential life insurance, more than eight million farsighted families are today making sure that part of the world of tomorrow will belong to them.

Wouldn't it be a good idea to invite The Prudential to help you do the same for your family . . . today?

The PRUDENTIAL
INSURANCE COMPANY OF AMERICA
HOME OFFICE: NEWARK, NEW JERSEY

AS A SERVICE to the United States Government and to you, Prudential representatives sell War Savings Stamps. For victory—buy some today!

"Who needs a maid—with quick-and-easy Bon Ami around!"

Doing your own work? You'll be delighted with the extra help you get from Bon Ami. For Bon Ami really does two jobs at the same time. It cleans quickly and thoroughly . . . and *polishes as it cleans!* You'll also discover that—unlike harsh, gritty cleansers—Bon Ami doesn't scratch porcelain . . . making it harder to keep clean. You can see why it's such a special favorite with women who do their own work!



"It never roughens or reddens my hands!"

No coarse grit or strong caustics in Bon Ami. It's soft and fine . . . really spares your hands. Yet you couldn't wish for a more thorough, more effective cleanser!

Bon Ami

"hasn't scratched yet!"

Contributors

CATHARINE OGLESBY

PHILIP WILL, JR.

GRACE V. SHARRITT

HARRIET DOAR

WHEN still a young child **CATHARINE OGLESBY** was fascinated with the Indian Country. Her vacations year after year have been spent in the lands of her youth. She has gone by train, plane, motor-car, and horseback to hundreds of dusty, sun-drenched villages to watch the weavers at work. A splendid collection of textiles, photographs, and sketches make a colorful record of these trips. She is the author of *Modern Primitive Arts*, which describes the arts and artisans of our own Southwest, Mexico, and Guatemala. She has achieved a name for herself in advertising and is the owner of her own agency. • • • **PHILIP WILL, JR.** is a member of the firm of *Perkins, Wheeler and Will*, architects for the Robert Burrows house. Regarding homes after the war, Mr. Will predicts: "Lieutenant and Mrs. Future Homeowner will have certain very definite ideas about their new home. They'll demand that it be part of a planned community with cooperatively supported recreational and educational facilities; generous-sized lots will be the order of the day. I see more one-story houses, flexibly and openly planned; larger fixed and insulated glass areas to capture and control daylight and sun. Natural ventilation will be completely separated from these glass areas. While we'll still have furnaces, hot air and water will be concealed within floors, walls, and ceilings to warm automatically and evenly with radiant sun-like effect." • • • A few short years ago it became necessary for **GRACE V. SHARRITT** to support herself and a young daughter. She timidly tried her wings in a column in the Detroit *Free Press*. It was an immediate smash hit and she became a member of the women's department. For four years now she has capitalized on her love for the out-of-doors in a column called *Outside The Kitchen Door*. She writes, "From then on it has been chickadees and maple leaves and blue-eyed violets all the way." She is also a popular lecturer before every kind of audience, from children's parties to Rotary. • • • **HARRIET DOAR** writes us "I worked my way up on a newspaper to woman's editor via church news, straight reporting, and feature writing. Now, an inter-

MRS. JEAN AUSTIN, Editor

ROBERT S. LEMMON, Associate Editor
ELEANORA SENSE, Food and Nutrition Editor
MARGUERITE LOCKE, Household Equipment Editor
MARION M. MAYER, Managing Editor
E. L. D. SEYMOUR, Horticultural Editor
LYNN GIVEN, Style and Beauty Editor
WILLIAM J. HENNESSEY, Architectural and Building Research Editor

Address inquiries to:
Mary E. Monze, Decorating; Louise Oliver, Entertaining



THIS FREE SERVICE FROM

The Man with the Plan

WILL HELP PROTECT YOUR HOME

RIGHT IN YOUR neighborhood . . . just a few seconds from your home by phone . . . you will find *The Man with the Plan.*

And who is this man? . . . and what is his plan? . . . and why should it interest you? Briefly and simply, this: . . .

This man is The Employers' Group Man . . . your local agent or broker of three of the most progressive casualty and fire insurance companies in America . . . a specialist in planning the best insurance protection for your home at the lowest possible cost.

* * *

At your leisure . . . and without any obligation to you . . . he sits down and discusses all phases of your insurance. He shows how to determine the exact value of everything in your home. He goes over your present insurance policies . . . analyzes them thoroughly. Then he gives you, absolutely free, an attractive, compact book that contains a complete record of your insurance . . . your coverages, premiums, expiration dates . . . plus good, sound recommendations for changes that will provide better protection for you.

* * *

Right now, when the protection and security of homes are of vital importance . . . now, when changing conditions are outdating many insurance coverages . . . it will pay you well to talk with *The Man with the Plan.*

Remember, it will cost you nothing for his analysis. Call him today. If you don't know his name and address, write to us and we'll gladly tell you who he is.



If the war has caused a family shake-up in your home . . .

If you have changed your occupation or job . . .

If you have not made a new inventory of your possessions . . .

If your insurance has not been recently analyzed thoroughly . . .

If you want to be *sure* your home, your income, and your savings are properly protected . . .

Get in touch with *The Man with the Plan,* now.

THE EMPLOYERS' GROUP MAN IS

The Man with the Plan

THE EMPLOYERS' GROUP
110 Milk Street, Boston Mass.

THE EMPLOYERS' LIABILITY ASSURANCE CORP., LTD. • THE EMPLOYERS' FIRE INSURANCE CO. • AMERICAN EMPLOYERS' INSURANCE CO.

HOW I RETIRED ON A LIFE INCOME OF $150 A MONTH

To men and women who want to retire at 60

"TWENTY years ago I made a discovery that changed my life. I believe it will interest you.

"At that time, I was worried about myself and my future. I seemed to be living in a circle. I used to dream of being able to relax and enjoy life, without money worries. I longed for security. Yet it seemed hopeless.

"But that was 20 years ago. Now I have retired on a life income. I have no business worries—my security is guaranteed. Each month the postman hands me a check for $150 and I know that I will receive another $150 every month as long as I live.

Here's What Happened

"When I was 40, I discovered the Phoenix Mutual Retirement Income Plan.

"The minute I read about this Plan I realized it was just what I needed. It showed me how to get an income for life beginning in 20 years. It showed me how to get immediate protection for my family in case I did not live until then. It even included a disability income for me if, before age 55, total disability stopped my earning power for six months or more.

"Today, at 60, I have the things I want—lifelong security and freedom to do as I please. I can be sure of comfort and happiness in the years ahead."

This story is typical. Wouldn't you like to make sure of your own future—to find out for yourself how the Phoenix Mutual Plan works? You can, by sending for the free booklet offered below.

What's more, you know that your money is *safe*. Behind every Phoenix Mutual Retirement Income Plan are the substantial investments which the company has made throughout America, including Government Bonds and many other investments which directly help our country's war effort.

Send for Free Booklet

Send the coupon and you will receive, by mail and without charge, a booklet which tells how men or women who qualify for Phoenix Mutual Plans can get a life income of $10 to $200 a month or more starting at age 55, 60, 65, or 70. Don't put it off. Send the coupon for your copy *now*.

ESTABLISHED 1851

PHOENIX MUTUAL

Retirement Income Plan

GUARANTEES YOUR FUTURE

PLAN FOR WOMEN

PHOENIX MUTUAL LIFE INSURANCE CO.
576 Elm St., Hartford, Conn.

Please mail me, without cost or obligation, your illustrated booklet describing Retirement Income Plans for women.

Name_____

Date of Birth_____

Business Address_____

Home Address_____

PLAN FOR MEN

PHOENIX MUTUAL LIFE INSURANCE CO.
576 Elm St., Hartford, Conn.

Please mail me, without cost or obligation, your illustrated book showing how to get a guaranteed income for life.

Name_____

Date of Birth_____

Business Address_____

Home Address_____

COPYRIGHT 1943, BY PHOENIX MUTUAL LIFE INSURANCE COMPANY

Contributors

VIRGINIA HERROD



LEWIS EDWIN THEISS

HELEN PAINTER

MYRTLE ADAMS

viewer with the Employment Service, instead of writing up the ladies as hostesses, I'm signing them up as machinist's apprentices. They like it better—and so do I." She has lived most of her life in North Carolina. • • • Another advertising gal is **VIRGINIA HERROD,** a copywriter for the Gardiner Advertising Agency in St. Louis, Missouri. She was born in Nebraska, lived in Florida until she was twelve, moved to St. Louis, where she went to high school. She spent two years at Webster College and then switched to the study of commercial art. Married, with a two-year-old son, she tells us, "Chief ambition—to become a really able writer so that some day I can write a book of children's stories and illustrate it myself." • • • **LEWIS EDWIN THEISS** has long been a plant experimenter and horticulturist. After graduating from college he was a reporter on the New York *Sun* under Charles A. Dana. Later branching out into independent writing, he is the author of more than 35 books for boys and unnumbered magazine articles on a wide variety of subjects. For nearly 20 years he has contributed articles to THE AMERICAN HOME and its predecessors. At present he is the historian of Bucknell University and is writing the history of its first 100 years. • • • In the last war **HELEN PAINTER** was a Y.M.C.A. canteen girl at Tours, France, "where we worked all day and danced all night as part of the job." When she came back to this country (she had already graduated from the University of Minnesota) she prepared for a business career at the Prince School of Retailing. She began as a personnel executive and ended as a style coordinator, which she says is a job which is a cross between interior decorating and merchandising. Since then she has been a free-lance style consultant for home furnishings, with clients in both the manufacturing and retail fields. It was while she was doing research for one of them on painted Pennsylvania Dutch furniture that she met Mrs. Kaiser. • • • One would never guess from reading *Wives—Wake Up!* that poetry is **MYRTLE ADAMS'** pet medium of expression. Twice she has been poet laureate of the Michigan State Federation of Women's Clubs. Born and brought up in Canada, she is a graduate of Queen's University. Upon her marriage she moved to Detroit. At present she is the vice-president of the Detroit Women Writers' Club. She admits, "There is something about this city that makes one attack life with vim and vigor."

Meat Pies

make meat go a long way

You can feast on these meat pies and be patriotic, too! They are so savory, everybody likes them —yet they take little meat. And we all must save meat, now that so much of our meat supply is needed by our fighting forces.

With pie crust, biscuit or mashed potato topping, who doesn't look forward to a hearty meat pie?" And meat pies are fun to make —real praise winners! Favorites with men and youngsters, too!

Try these meat pies and you'll count them among your most treasured recipes. Here again, Armour helps you spread the good flavor of meat and serve more people per pound. You'll find these meat pies mighty tasty . . . nourishing . . . and very easy to make.

The goodness of these new recipes from Armour's kitchens is assured, for they were worked out by home economists whose specialty is meat. Clip and save these recipes now . . . and watch for more to come.

Armour ideas make the most of meat

Lamb Pie—Potato Puff Crust

1½ lbs. Star Lamb (breast or shoulder) cut in 1½ inch pieces
2 tbsp. Star Lard or meat drippings
2½ tsp. salt
¼ tsp. pepper
4 carrots, sliced
1 cup green lima beans
4 small onions
2 cups mashed potatoes

Flour lamb pieces lightly. Using heavy stew kettle or deep frying pan, brown meat lightly on all sides in lard or drippings for 15 minutes. Add 3 cups water and seasonings. Cover closely and simmer for 1½ hours. Add carrots, lima beans and onions and continue to cook until tender. Transfer to casserole; top with wreath of fluffy mashed potatoes. Place under broiler just long enough to brown potatoes. Serves 4.

This pie may be stretched to increase the number of servings by adding more vegetables, or a greater variety of vegetables.

Ham and Egg Pie—Biscuit Crust

¾ lb. or 2 cups cubed cooked Star Ham
2 tbsp. chopped onion
¼ cup chopped celery
3 tbsp. Cloverbloom butter or margarine
6 tbsp. flour
2 cups milk
1¼ tsp. salt
2 hard cooked Cloverbloom Eggs
2 tbsp. chopped green pepper (if desired)

Brown onions and celery in butter; add flour. Add milk gradually. Cook and stir until thick. Season. Add eggs cut in quarters, green pepper, cubed ham. Place in round baking dish and cover with this new cheese-biscuit crust:

Crust Ingredients : 1 cup sifted flour, ½ tsp. salt, 2 tsp. baking powder, ¼ cup grated cheese, 2 tbsp. Star Lard, ¼ to ⅓ cup milk. Mix cheese with dry ingredients; make biscuit dough as usual. Pat dough into circle to cover baking dish. Cut into pie shaped wedges and place slightly apart over mixture. Bake 30 minutes at 400° F. Serves 4 to 5.

Use either leftover cooked ham or purchase a ¾ lb. piece of cooked boneless ham from your meat man. Extend even farther by adding more eggs.

Individual Beef and Kidney Pies

1 lb. Armour's Branded Beef (chuck or round steak)
1 beef kidney
1 cup diced onions
2 tbsp. Star Lard or Cloverbloom Butter
1½ tsp. salt
⅛ tsp. pepper
2 tsp. Worcestershire Sauce
2 tbsp. flour

Soak kidney in cold salted water for 30 minutes. Cut beef into 1 inch cubes. Drain kidney and cut into smaller cubes. Brown diced onions slowly in lard or butter; add meats and brown well on all sides. Add salt, pepper, Worcestershire Sauce and 2 cups boiling water. Simmer slowly for 2½ hours or until very tender. Mix flour with ¼ cup cold water and stir into meat mixture to thicken. Transfer to individual casseroles and cover each with thin pastry. Make holes in centers for escape of steam. Bake 30 minutes in 375° F. oven. Serves 4.

A traditional English delicacy . . . and a delicious way to introduce kidney to the youngsters. Rich in protein, iron and protective vitamins.

For finest quality and flavor ask for Armour's Branded Products:

Star Ham and Bacon
Star Beef, Lamb, Veal
Star Sausage
Star Canned Meats
Cloverbloom Poultry and Dairy Products

© ARMOUR AND COMPANY

Armour and Company

Copr. 1943 by Kellogg Company

Rice Krispies give you lots of vitamins and minerals. Always ready.

So CRISP they
Snap! Crackle! Pop!

America's crispest breakfast favorite takes on added duties these days. Delicious, golden Rice Krispies are the quick, easy way to give the family good nutrition at any meal, any hour. Always ready, they save time, work, fuel. They save other foods, too.

*Rice Krispies are rich with whole grain food values in thiamin (Vitamin B_1), niacin and iron. Oven-popped to a crunchy crispness. Toasted to a mellow, golden brown. Rice Krispies boast a flavor that only an exclusive Kellogg recipe can give.

Enjoy the lasting crispness of Rice Krispies at breakfast. Hear them snap! crackle! pop! Serve them at other meals, too.

"Rice Krispies" is a trade mark (Reg. U. S. Pat. Off.) of Kellogg Company for its oven-popped rice.

MADE BY KELLOGG'S IN BATTLE CREEK

Shop early in the week to avoid week-end rush and delay.

Coming-

YES, summer's on the way again. And what does that suggest to you? Sunburn, mosquitoes, dog days, weeds in the garden, sand in your shoes, ants in your —— Oh, wake up, America, and let's be realistic. Let's recognize those and other little discomforts—rationed ice cream, curtailed pleasure driving and so on—as the minor pin-pricks they really are. Let's lift our voices in praise to high heaven that we're here where we are, with all we've got to be thankful for.

And if we want to tackle things that need attention, let's look squarely at the summer problems that really are problems; that involve us as people and parents, our way of living; and various complicated relationships that can be vexatious, of course, but that definitely can be smoothed out with benefit to all concerned if only we will give some thought and advance planning to them and their solutions. That is what we of THE AMERICAN HOME have been doing these many weeks, especially in connection with plans for our June and July issues.

AS WE SEE IT, the three major, profoundly important problems that face American homes this summer center around *Children, Family Relations,* and *Food.* We feel that all three call for careful preliminary study and systematic planning and also for continuous attention as the season advances. Have you, for example, figured out how to give your children a fair share of, first, the responsibilities that these times are imposing on all of us, and, second, the rest and relaxation to which they are entitled after a winter of intensive, conscientious school work? Can you offer them suggestions as to what they can do in the way of voluntary defense work, social or community service, serious, useful activities; and at the same time provide or propose recreational changes for in-between-times? Are you going to help them achieve a sane, balanced view of things, that will not be blind to the darker side or fail to be inspired by hopes and ideals? Not that they are "problem children" as the term is used; but what about their right to a room of their own or some place where they can enjoy real privacy; to a share in the family plans and pursuits; to the enjoyment of their own interests, hobbies and friends? This year will probably see a lessened exodus to camps; the usually reliable beaches, mountains, country clubs and swimming pools may be out of reach; travel will be less than in past summers, and the result will be more continuous concentration of people of all ages in and around their homes.

And that raises the question, what can families do to insure getting along together more smoothly with a minimum of friction and flare-ups? Shall the house and the housekeeping be streamlined, cleared for action so that all but essential details will be eliminated, and those distributed so that everyone will do something and all will enjoy the resulting free time? Shall extra living space be provided, either by transforming that little-used porch into a living terrace, or that outdated *porte-cochere* into a game room for stormy days? Can we not make good use of the comfortably cool days of June in setting the domestic scene for constructive and productive hot weather pursuits? Have you thought about closing up part of the house—or even most of it—so you can know the informal pleasure of vacationing without even going away? Families do that, you know; some top-notch stories showing how it is done will appear in the next two issues. Are you devising ways of sidestepping the major discomforts of hot weather? Are there eyesores within sight of your living areas that you can easily block out? We'll suggest ways to do it, with explanatory text and pictorial evidence.

AS TO FOOD, we assume that by now you have your home food supply garden well under way. But are you satisfied that you know how to get the most out of it in the form of real nutrition? More of our monographic food studies are in the making, taking up early vegetables in June, berries in July, mid-season vegetables in August, and the important tree fruits in September—with full complement of recipes.

Anyone can apply

Resintone

the amazing new wall paint
that dries in 40 minutes

A New Room for only $2.69

THINS WITH WATER! NO OIL; NO TURPENTINE! Resintone thins with water from your faucet! (A 1-gallon can gives you 1½ gallons of paint.)

BRUSH IT ON, OR ROLL IT ON! QUICK, EASY! A 10-year-old can roll it on; simple as rolling a carpet sweeper. (The Roller Applicator is 89c.)

ONE GALLON OF RESINTONE AT $2.69 WILL PAINT AN AVERAGE-SIZE ROOM

A *new* room, for $2.69 . . . in a *single afternoon!* That may sound like magic . . . but, with Wards Washable Resintone Paint, you *can* be your own magician, your own "professional decorator"! With a single gallon of Resintone, you can give NEW BEAUTY to all the walls and ceiling of an average-size room. You can do it *yourself*, quickly and easily! You can *start* the room after lunch, and *sleep* in the room that night! Without "Wet Paint" signs, without wet-paint *smell!* And without your friends guessing (till you *tell* them) that it wasn't a professional job. That's why we'll guess . . . that after you've tried this one-room beauty treatment you'll want Resintone pastels in every room in your home. Get your Free Folder showing Resintone's 13 lovely colors at your nearest Montgomery Ward store.



A SINGLE COAT COVERS ALMOST ANY SURFACE! With Resintone you can paint over wallpaper, cement, brick, plaster, concrete, tile, or wood.

NO "AFTER-PAINTING MESS", WITH RESINTONE! Resintone can be rinsed-off immediately, with water... from your hands, brush, roller, or floor.

IT'S DRY (AND ODORLESS) IN 40 MINUTES! You can paint any room with Resintone . . . without being deprived of the use of the room.

AFTER A WEEK TO "SET", IT'S WASHABLE! You can wash a Resintoned wall or ceiling with mild soap and water. In *other* words, the beauty *lasts!*

ON SALE ONLY AT **Montgomery Ward** . . . *RETAIL STORES EVERYWHERE*

WHEN YOUR EAGLE COMES HOME TO ROOST

THERE'S a day coming — a *great* day for you—when your Eagle comes home to roost! . . . Flags will be waving! Bands playing! There'll be speeches, and dinners and fine things said.

Yes, it will be a great day for you.

But what about *him?* . . . He's seen the glory of sacrifice. He's been where men are men . . . where service is rendered with steel and self . . . not with stamps and bonds and ration cards.

Yes . . . what about *him?*

He won't talk much, you know—he can't! He's seen things . . . things he wants to forget. He had a job to do. He did it. And that's that!

But one thing he'll want to know . . . what's *ahead?* . . . What have we done while he's been away? . . . What have we planned for him? . . . What is his future? . . . and what have we done to insure it?

Have we our answer ready? We hope so! Not a medal or a flowery speech—but an answer of *action!* An answer of plans and progress; of jobs and opportunities —that will give *him*, and his generation, all he has been fighting for!

We can't speak for every business, but we can for Building. For that's *our* business! And this we know—and do believe:

. . . that the American Home is the bulwark of our democracy—source of our faith, strength, courage!

. . . that Building will be—as it always has been — the foundation of America's Progress; the leaven of America's Future!

Why do we think so? Because *building* has always been the keystone of American prosperity. That's history!

And this time? *This* time America will go forward with Building! For while we fight for freedom we are *piling up the greatest want-list of Home needs this Nation ever knew!*

Millions of homes will need re-roofing, painting, repairs. So will stores, factories, farm buildings.

But that's just a starter! We'll need millions of *new* homes, too. New kitchens, new refrigerators, new stoves, new bathrooms, new furnishings.

What does that mean for *him?* What else could it mean but more jobs—and more opportunities than ever before!

And that's not all!

Far into the night, all over this land men are working, dreaming, testing, planning . . . *pioneering* as only Americans can, and do!

For what reason? To create new and better products—to give us finer homes with more living enjoyment than we have ever known . . . Above all—to have the right answer for *him!*

That's what your Eagle can expect when he comes home to roost!

That's what he's fighting for! That's what he deserves! And that's what he's going to get . . . so help us.

☆ ☆ ☆

Certain-teed Products Corporation, 120 So. LaSalle St., Chicago. Makers of Better Building Products for the Protection and Preservation of American Homes.

CERTAIN-TEED

BUILDING



PRODUCTS

Says the SECRETARY OF AGRICULTURE:

"I think I can say quite conservatively that food — American food — has already so influenced the course of the war that we are years nearer to final victory today than we would have been if we had not used it very deliberately as a weapon of war. . . .

"Victory Gardens offer those on the home front a chance to get in the battle of food."



Mr. and Mrs. James A. Selby produced 4 months' vegetables on a plot 30 x 25 ft.! *Gertrude Selby*

Will you be one of the 18,000,000?

THERE may be disagreement as to how large our fighting forces should be, but there is no question about the need for 18,000,000 home gardens this year. Wherever ration point values and ceiling prices stand or go, the fact remains that, unless commercial vegetable and fruit production is supplemented by home-grown supplies, many an American family is going to experience unfamiliar, unwelcome simplification and limitation of its diet for the well-known duration.

So, again: Are you one of the eighteen million? Have you enrolled with your local Victory Garden organization or information center so you will receive the leaflets and personal aid that are being made available specifically for your section? Have you planned a garden that will provide your family with foods that it needs and likes, and that may be hard to buy next summer and harder still next winter—one that will yield over a long season yet without overtaxing, discouraging, or defeating whoever cultivates it? Have you bought or ordered enough —not too much—seed, plants, Victory Garden fertilizer ("for food crops only"), and spray materials? Are you going to operate a back-yard factory (i.e. compost heap) for turning all garden and household vegetable refuse into humus? Have you vowed that nothing you plant will be

Photographs: Gertrude Selby; E. C. Hunton from U. S. Extension Service; Gladys Diesing; Albert Lowenfels

Going

LEWIS EDWIN THEISS

IF YOUR grounds are of average size, say 50 by 150, you probably can spare a 30'x50' plot for a vegetable garden. In 1,500 sq. ft. you should readily grow enough food to not only insure you against the coming food shortage, but also help you materially in meeting the increasing income tax bill. That isn't mere optimistic theory. I became a gardener when those same conditions bore down during the first World War, and have been one ever since. The records of one early "income-tax" garden give exact production figures for 43x 40 ft. of garden, that is 1,720 sq. ft. No effort was made there to break records; only the simplest cultural methods were used. We *were* able to get a load of manure to dig into the soil. But in recent years, with manure unobtainable, we have kept our soil in good condition by digging in deeply the leaves from our trees and the kitchen garbage. [*This year, too, there is a Victory Garden fertilizer, for use on food crops only, with which home gardeners can add to their soil fertility.*—EDITOR.]

To obtain maximum production, we used the 166 ft. of a 4 ft. woven wire fence as a support for pole beans, from which we harneglected and nothing you grow will be wasted?

"Yes" to those questions will enable you to share the satisfaction enjoyed by **MR. AND MRS. JAMES A. SELBY,** of New York, who sent us the pictures above and on page 15 with these comments:

"Early last year we broke the ground on an unimproved plot adjoining our home, curious to learn how much could be produced by amateur gardeners on a plot 30 by 25 ft. The yield was astonishing, and for four months we supplied our own table with delicious vegetables and shared them with neighbors and friends, too. From 12 crookneck squash plants we picked 77 fruits; two dozen tomato plants gave us 210 pounds. Our succession crop system worked this way: eight rows were sown on April 1; in them, lettuce was followed by beans, radishes by lettuce plants, and they by beets for greens; beets by potatoes; onions and carrots by corn. Tomatoes and bush squash filled four rows all season, but beans planted May 12 were followed by pole beans in one row and by onion sets and then carrots in another. Across the end of the garden were peppers and parsley and a row of early potatoes that was succeeded by late lettuce and radishes. Incidentally, pole beans and corn planted July 26 were ready September 20 and October 13 respectively. A few of the earliest letuuces in one of our late plantings were allowed to go to seed; this we gathered and planted on August 7, and new plants were up by the 11th! For bean poles we used the common wild reed (*Phragmites*) tied in bundles of eight. They not only lasted for both early and late crops, but looked very attractive—and, cost only the effort of gathering them."

WITLOOF CHICORY, or French endive, formerly imported and usually expensive in the market, is an easily grown delicacy for winter salads. Sow a packet of seed early and thinly, in rows 2' apart; firm the soil and cover lightly. Later, thin the little plants to stand 3 to the foot. Cultivate to keep the soil loose and kill weeds; cut any flower stalks that appear. Just before frost, dig the plants, cut off leaves, and plant the roots in boxes of soil in a warm cellar corner. One way is to lay a box on its side, and put in alternate layers of soil and roots until full; then stand the box so the roots are upright. Build up the sides about 1' above the soil level with light wood or cardboard and fill this extra space loosely with leaves, peat moss, etc., to blanch the shoots that will come up through it for several weeks and can be cut as needed. Water the box often enough to prevent the soil drying out.—**ALBERT LOWENFELS,** New York.

SEED SOWING should start, as soon as soil is workable, with round peas, spinach, lettuce, carrots, turnips, and all the other hardy sorts. Mark straight rows or plant by a line, making furrows shallower in heavy than in light, sandy soil. Use seed carefully, sparingly, with ultimate spacing of plants in mind to lessen the need of thinning—say, 6 to 30 per foot according to its size. Transplant or eat all the thinnings.

STRAWBERRIES are the home-garden fruit supreme. Even a dozen plants are worth while, set about 15" apart in 24" to 30" rows in deep, well-drained, fertile soil rich in humus; don't lime it. Plant as early as plants can be had. Growers will advise as to choice varieties.

to Need Tax Money?

Grow it in your garden!

"For fully five months last summer we practically lived on our garden products. Rarely we bought meat. Aside from milk, coffee, bread, and butter, we bought very, very little food—and we still have good things from the garden in our cellar."



TOMATOES are a "must" home garden crop. A dozen plants set 3′ apart in good soil and tied to stout stakes as they grow, or otherwise kept off the ground, will keep a small family well supplied; but even a few plants in a flower bed or other sunny spot will be worth while. Eat plenty of them raw; can or make juice of all surplus. Here is Burpee's Jubilee, a 1943 All-America selection. Its attractive, orange-yellow, well-flavored fruits ripen about 72 days after the plants are set out in the garden. With proper attention, the harvest continues over a long season.

ested 108 quarts green and perhaps ten more that ve dried for winter. Such a fence is ideal for tall-rowing Telephone peas. A second row can be lanted just outside the fence (and dusted with me to repel rabbits) and a mulch of grass clip-ings will cut the time and labor otherwise needed o cultivate it. I have also grown cucumbers (a ecial climbing variety), squashes, pumpkins, ourds, and grapes on my garden fence.

Before you plant any of your garden, consider arefully its arrangement. The fewer the paths nd the closer together the rows and the plants in hem, the greater the production will be—within mitations set by plant habits, such as the spread f their roots, etc. Plan to keep all the soil at work ll season long. If the growing season in your gion is 150 days you can probably figure on get-ng two crops which the catalogue says mature in 5 and 70 days respectively to grow in the same ow in an average season, if you harvest one and lant the other with no loss of time. Also you can terplant, just as we, for instance, put lettuce edlings between the young cabbage plants and sed them before the cabbages needed all the space.

Most of our lettuce, however, is of the loose-leaf pe. We prefer it, and twenty cents' worth of seed ill grow enough for daily use all summer. We make fine seed bed about 2′ x 5′, preferably along a rotecting fence; broadcast seed rather thickly; spat it down with a shovel; cover the space with loose bagging, and keep it moist. When tiny shoots appear through the bagging we remove it, but keep the bed moist. If you try this method you will be amazed at the yield, and when the bed shows signs of playing out, you can plant another small strip to succeed it.

How much can one produce in such a garden, in which many of the fifteen to twenty rows are made to yield two or more crops? It cannot be said exactly, because soils, climates, and gardeners differ. However, in addition to the beans already mentioned, I grew on 40 x 43 ft. that same year: a half bushel of carrots, 25 bunches of beets, 15 of radishes, 64 sizable rutabagas, 20 heads of cabbage, 14 of cauliflower, six baskets of ripe tomatoes and two of green ones (for pickles), more than a half bushel of snap beans, 40 quarts of peas, 60 ripe peppers and four dozen green ones, about nine dozen cucumbers, 450 stalks of celery, a half bushel of onions, 12 bunches of scallions, and three quarts of sets, and abundant lettuce in June and July. Little borders gave us quantities of rhubarb, horseradish, watercress, parsley, and other herbs.

What was it all worth? I don't know. However, last November carrots sold for 17 cents a bunch here; but it didn't bother me because we had plenty on the floor of our vegetable cellar along with other root crops and apples. Probably our crops were worth at least $150; say a dollar a day for the season, not to mention their superior quality and freshness and the convenience of having an abundance right at hand whenever we wanted it. Incidentally, our seeds cost us less than five dollars and spray materials, etc. another dollar or two. So if you do your own gardening, the return is nearly all profit. In fact, whatever way you look at it, you gain.



SWEET POTATOES are an important, vitamin-rich vegetable for growing in warmth, sunlight, and loose, rather sandy soil. In Westchester County, N. Y., I grow mine by half-burying a few store-bought tubers in a flat of clean, wet sand in a warm place. As shoots reach 3″ to 4″, pull them off gently and plant in 2″ pots in a sunny window or hotbed. Grow there until soil and weather are settled, then plant in well-enriched hills 3′ or more apart. Keep soil loose until vines cover it. Dig crop carefully after first frost kills vines; leave tubers in sun to dry for a few hours, then store on shelves or rack in a warm and dry, but airy, cellar or other dark place. The picture shows an average yield of one good hill.—**ALBERT LOWENFELS.**



Albert Lowenfels; E.C.Hunton from U.S. Extension Service; G. W. Ackerman from U. S. Extension Service; Gladys Diesing; W. Atlee Burpee Co.

CABBAGE, TOMATO, EGGPLANT, PEPPER are grown from plants started early indoors and set out when weather conditions are right. You can grow them from seed in hotbed, pots, or flats (see page 24, THE AMERICAN HOME for April, for detailed directions); but for most Victory Gardeners it will be better to buy stocky, well-grown plants from the nearest dependable source. Get standard, time-tested, high quality varieties—disease-resistant whenever possible—which give the amateur grower maximum assurance of satisfactory results. Most economical will be the purchase of entire flats (75 to 100 plants each) to be divided among several neighbors or allotment gardeners. Put paper collars on plants to repel cutworms.



If you have the courage to clean up the mess, turn the children loose in the kitchen and let the budding artists discover the joys of self-expression

The Good

I COULD volunteer for hospital work two days a week if I were sure Joan would be safe over the noon hour. She is only seven." . . . "If I only had someone to watch three-year-old Jimmie while he plays outdoors, mornings! The twins keep me so busy with formulas and washing." . . . "Mary needs other children to play with. If only there were a play group near by!"

Today we hear this on every side from women—mothers trying to aid the war effort; others facing housekeeping responsibilities after years of maid service; young war wives trying to make a home in makeshift furnished rooms—whose toddlers have no place to play.

Our neighbor, we are discovering in this war-busy world, needs a little help with the children. For these mothers let us organize a bit of give-and-take in the neighborhood block—a service to help mothers in a jam. One neighborhood might have an outdoor toddlers' group every morning while mothers do the housework. Another might be organized for two afternoons a week to accommodate shoppers. Someone could provide lunch for school children two noons a week, or agree to supervise them noons, after school, or Saturday, if that day's the big problem.

THE IDEAL PLAN is to have one neighbor, relatively free, in charge of a block group every day, possibly for a small fee. If you can find an ex-teacher or ex-home economics expert, or a former children's club worker, much would be solved. But whoever the block mother is, and regardless of how many days she helps, she must have a high degree of intelligence and be able to remain calm and efficient whether it rains at the wrong time or Tom upsets the train made by Peter. This means that no teen-age girl who did not quite make the grade at school will do. In England mothers have found that block-minding fails when an unreliable person is left in charge.

If a mother must work full time to support the family, small children may be best cared for in a wartime day-nursery six days a week. If the local school board has a scheme for supervising children at lunch time and after-school play, as well as lessons, it would be wise for busy mothers of older children to avail themselves of this service.

Throughout this war much emphasis has been put on preventing unnecessary war shock from creeping into children's lives. Your child needs to spend his play-hours with a woman who believes children are of paramount importance in this temporarily mixed-up world, who respects children and loves them, and who through past training, recent reading, or good practical experience can guide children rather than force or dominate them. She must be protected legally, too. No one caring for your child on a friendly, perhaps completely voluntary, basis wants to be sued over bumps and tumbles, providing she has observed the ordinary and reasonable precautions.

The block mother, even though she feels fairly well informed, must take special pains to familiarize herself with the latest courses offered to volunteers in war-nursery care, home nursing, and first aid. Government pamphlets and magazine articles are helpful. Visit the local nursery school, day-nursery, or kindergarten to see how experts handle several children at once. Do not hesitate to ask them your puzzling questions. If there is a supervisor of "foster homes" in your community, ask to be put on her visiting list.

YOUNGSTERS ARE HAPPIER with children about their own age—as two to five-year olders; six to nine; children over ten. England has decided, after trying block minding, that if a woman is to be entirely alone she should not have more than three children to take care of. School-age children, however, may be in groups of four and five. Even if someone

Photographs, Financial Federation, Montreal, P. Q.

Duplicate toys are needed, as tiny folk do not understand about sharing. Perambulator Row brings toys from home to supplement those furnished to all

Neighbor Policy at Home!

comes to help, do not add more than two extra youngsters, or bedlam will result in the ordinary house, which was not built for romping.

Choose one permanent spot for play so the children are spared the mix-up about where to put wraps, find a drink, or locate the toilet. You need a safe outdoor play space, as a fenced backyard, plus indoor facilities for rainy days, meals, and rest. Use rumpus rooms, sun parlors, spare rooms. The dining room and kitchen can be converted for play, the kitchen floor being adaptable to the messy activities. There are also alternatives to having the mob right in with the mahogany antiques. The church, the town hall, or the school may have an extra room. Girl Scout "little houses" may have space. If heating is not a problem, a garage offers possibilities, providing there is a telephone for emergencies, running water, and a toilet, and some place for isolating the child with a cold.

SOME MONEY AND INGENUITY must be expended, for children cannot learn or even be at peace with their playmates in an empty room. If your block plan is to be a year-round affair, a small fund raised by the parents can be used for essentials, either purchased or home-made. If temporary, donations can be brought from each child's home, with due regard for storage space. To keep mittens and wraps from getting mixed up use individually labeled cartons or baskets. Each mother must assume responsibility for keeping in them expected changes of clothing, toilet articles, and bedding if there is to be a nap away from home. A place for extra children to nap in the ordinary home is a real problem, as the floor is too hard, dusty, and drafty. Inexpensive, easily-folded camp cots are advisable. In the rare home with a really extra bedroom, donations of outgrown children's cribs could be permanently set up.

As to food, it is wise to ask some local dietitian to plan balanced meals, and each mother should know what her child eats and plan home meals accordingly. Mothers may take turns providing cooked food, or the block mother can cook and the parents share the cost—and puzzle out the ration system.

Weather permitting, outdoor play should be the rule, and this means plenty of large, muscle-building toys. Provide a swing and a sandbox. Set up a wide cleated plank on a saw horse. Let each child bring along each day his wagon, doll buggy, train, or ball—with all sharing these toys. (Leave all dangerous or easily-broken toys at home, please!)

Indoor play must necessarily be of a quieter type. Children can bring books, a doll, or an animal. If you can manage the mess, let them paint or work in clay—fairly safe in the kitchen. A favorite indoor sport of children is "helping" with small tubs of laundry, as socks. The ingenious woman discovers all sorts of lay materials right within the normal set-up of the home—double boilers, nests of jelly molds, sets of measuring spoons, old baskets filled with spools—plenty of equipment to occupy several toddlers for many hours.

THERE MUST BE CONSISTENCY in rules and regulations at all times. It is too confusing if Mrs. Jones, on Monday, lets George carry sand all over the yard, and come Tuesday, Mrs. Chatham insists sand must be kept in the sandbox. If balls are not to be thrown indoors today, the same rule must hold every day, no matter who is in charge. Consistency holds, too, for handling each child's personality quirks. If Susan gets away with monopolizing the doll carriage on Monday, just to show her "power," it is upsetting to find her tricks do not work the rest of the week.

We must not forget, either, the really greater need of school-age children when mother leaves the home to aid in the war effort. Just because John is old enough to carry a key and lock the house is no reason to assume he is a mature being. Children arrive late at school in mother's absence. After school they tear about the house, raid the icebox, join the corner gang—and so juvenile delinquency creeps up and undesirable habits start, one price we pay for our wars. Children need the guidance of a friendly adult.

THE BLOCK MOTHER must be particularly adaptable with school children, serving noon meals when necessary; supervising home work for one child; seeing that others take turns practising music lessons; that bookworm Mary does play outdoors a bit, and tomboy Jane sits quiet long enough to eat and digest a meal. School children being supervised after school just naturally bring along skates, sleds, hockey sticks, dolls, or sewing materials. If supper at home is to be late, perhaps an after-school snack is needed. See that they rest a bit on the couch if they seem tired and listless. Get children off in time, and clean, to scout meetings, church classes, music lessons.

If the parents are away every day, the block mother might occasionally plan little trips—to the nursery for garden plants, to the baseball game at school, to the war-trophy exhibit in town. Two or three older children might have a vegetable garden to aid the war effort. Block mothers should visit the school on special occasions. Children do appreciate these touches. Although older children should not carry the burden of housekeeping, they can give a hand with dishes, cutting the grass, arranging flowers, bringing in clothes, giving the fence a coat of paint, or making tomorrow's dessert, as a grand surprise for mother.

The block minding of children need not be only a wartime emergency measure. More helpfulness should be noted among our people *after* the war, even in such relatively small details as minding each other's children when mother is overwhelmed with the tasks before her.



Spring sunshine lures the youngsters outdoors where a sandbox, seesaw, blocks build muscles; group playing develops the cooperative spirit

Photograph, Mrs. W. Burden Stage

MIRMA WALLACE YOUNG

Guest Editor of the Month

Mirma Wallace Young was graduated from Columbia Hospital School of Nursing, Milwaukee, Wisconsin. She took a B.S. in nursery school work at Teachers College, and an M.A. in child development. For two years supervisor of pediatric nursing at University of Michigan. For four years instructor in nursery school techniques at Bellevue Hospital. Author, *A Leader's Guide to the Brownie Scout Program*

Dad goes to the Garage— but Not for the Car!

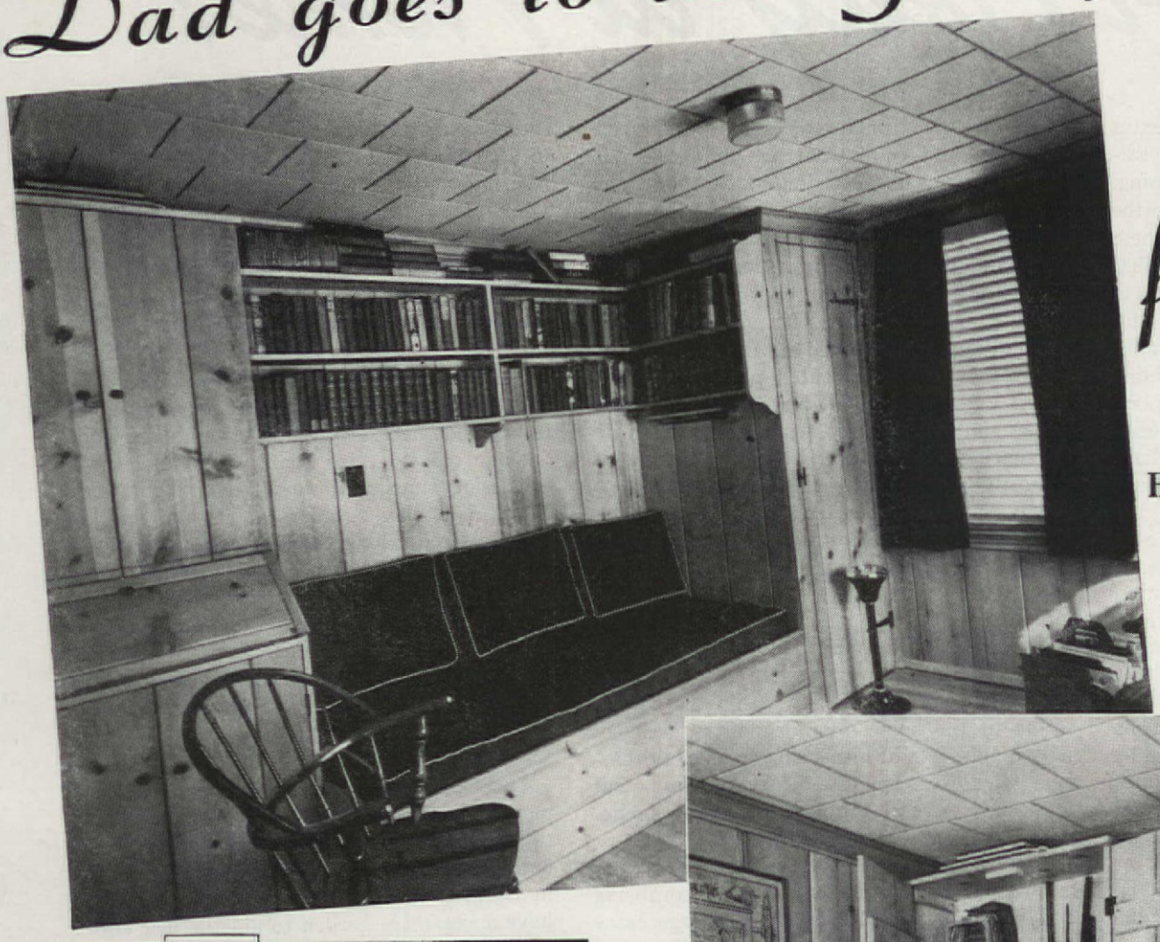

How a 12′ x 20′ abandoned garag gave Dad a room of his own and Mother a laundry

Photographs by Manuzian Studio

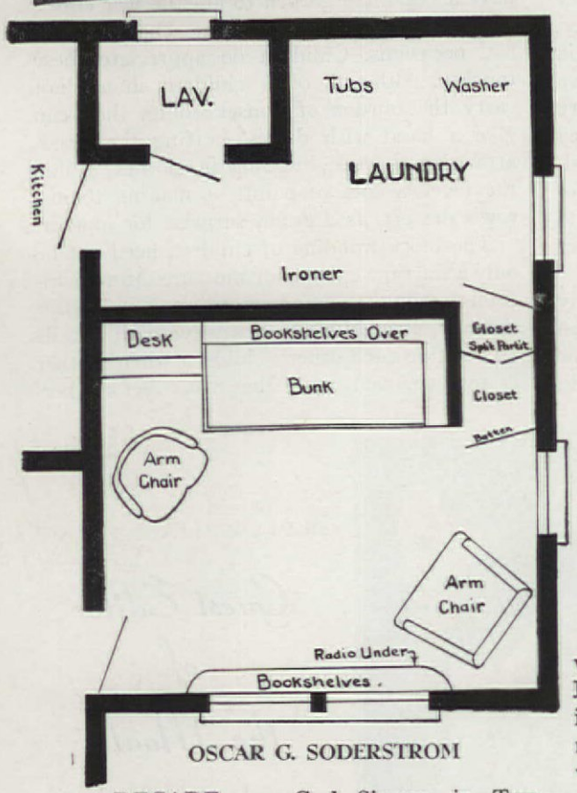

OSCAR G. SODERSTROM

A DECADE ago Carl Sigman in THE AMERICAN HOME planned a room the forgotten father could call his own when teen age entertaining made a hideout necessary. We saved the plan, and, when our attached one-car garage became vacant, decided that war had its compensations.

The new floor we laid had to be exactly flush with the first floor surface; we thought we'd better get professional guidance for that. Local building codes made plumbing and wiring professional jobs also, but we tackled the rest in magnificent confidence. The distaff side was elected painter and the wielder of the crossbow was chosen carpenter.

Then we were off! We laid the underflooring *diagonally*. The laundry was easy—plywood on top of the underflooring, all covered with linoleum. The oak flooring of Dad's room was something else. A carpenter's hammer was borrowed for this backbreaker (a regular hammer slips off cut nails). When door and window openings were in, ribs still exposed, every bit of outer wall was insulated. W have a bedroom over the garage, so noise in sulation was advisable. We used cane boar strips halfway up the second floor joists an cane board tiles for the ceiling.

Dad's room was completely paneled, she lacked, and given a natural wax finish. Thc we installed the built-in features. This cost little more but left the option for late changes. The split back in the closet give access to the lavatory. The lower section the desk holds games, typewriter, a foldin card table. The front of the bunk is dowelle and hooked. Removed, it reveals a couc

WOOD

ageless, sturdy friend to man

FROM time immemorial we've used wood—hacking it from the ever-abundant forests, slicing it in sawmills, refining and planing it to fit our many exacting requirements. Step by step in our progress towards a better way of life, wood has proven a true and worthy helpmate. With it our shelter was provided; ships to sail the seven seas were built; homes were furnished; yes, even our hearth fires, guardians against winter's icy blasts, came from the timber crop. Indeed, man's debt to wood is at once profound and manifold.

Yet through the ages we've more or less taken wood for granted—perfectly content with nature's handiwork. Of course, refinements in its uses have crept in here and there. We no longer build our homes of crude logs; methods were devised for cutting, sawing, and planing. New structural and decorative uses were found for the timber harvest. Still, through each progressive step, wood remained just—wood.

That was yesterday's story. Tomorrow's will be vastly different. Science and a stepped-up war production have seen to that. A marriage has been arranged—a most happy and exciting combination—wood and glue. Of course, wood veneer has been with us a long time but its uses were quite limited. Now, however, due to certain improved glues and the use of hot presses, wood is taking on a new lease of life. Laminated wood layers —really wood sandwiches—thoroughly glued and pressed, give us a product of unbelievable strength. Its structural possibilities are limitless. Already trusses with the breathtaking beauty of medieval Gothic have been erected. Wood layers, impregnated with plastic compounds, can now be reduced in thickness to a fraction of their original size, with greatly increased strength. At present this material is being used in the manufacture of airplane parts. Scientific treatment can now also force wood to lose its rigidity, opening up all sorts of avenues in the molded and stamped wood field.

Still other wonders are happening to our timber crop. Pressed wood fiber in large sheets is a "natural" for certain types of wall construction. Preservatives are extending the life span of wood as well as making it rot- and verminproof. Yes indeed, wood is going places—places it has never been before. New horizons are being opened. It will continue to be a worthy companion to man—a helpmate whose future is bright and exciting—whose contributions to our life will be limitless!



THERE'S NO PRIORITY ON PLANNING

WILL YOUR DREAM

Two little homes in





The attractive lattice-flanked porch

HOWARD G. ELWELL,
Architect
Data, Martha B. Darbyshire
Photographs, Miles Berné

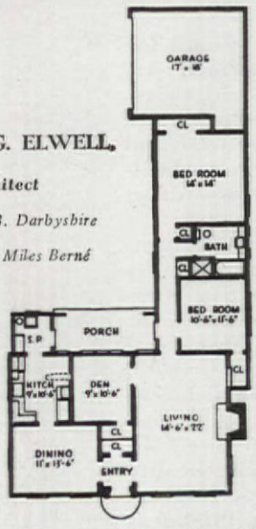

AS AMERICAN as apple pie are these two small houses in the early American tradition. Separated by the breadth of this fair land, they prove most pointedly the tremendous appeal of this peculiarly native style. The Germain house in California has, in plan, deviated from the conventional and rambles as do most of our Western homes. Its exterior walls are a combination of redwood siding and battens. The roof lines have purposely been kept low and extend over the bedroom wing to the spacious garage. An extra plan feature is the conveniently located den which, upon occasion, is used as an extra sleeping room. A small house, indeed, but with big ideas—every square inch livable and useful.

Snug among its birches in a New England town, the Lyman house follows more closely in the footsteps of convention. Its gambrel roof adds height to the exterior and also provides additional living space on the second floor. The combination living-dining room, however, is entirely modern in design. Both houses have been painted red with white trim—both are sisters under the skin—happy relatives indeed!

The home of Mr. and Mrs. Harold E. Germain, West Los Angeles, California

IOUSE BE MADE OF WOOD?

Red and White

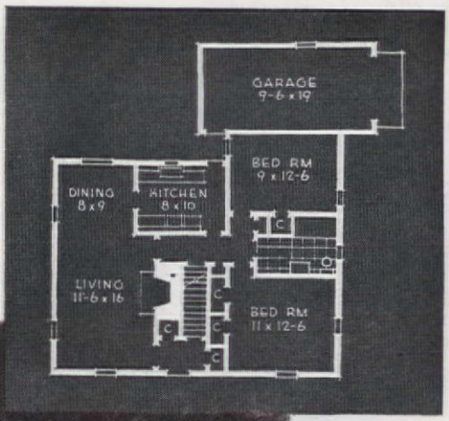



Picturesque birches frame the John Lyman house in Springfield, Massachusetts—ROYAL BARRY WILLS, *architect*

FUTURE HEATING SYSTEMS FOR EACH ROOM

predicts

CHARLES B. SWEATT, Vice-President
Minneapolis-Honeywell Regulator Co.

FROM the early days, when a fireplace was considered the proper method of heating a house, to the modern automatic circulating systems, the story of home heating has been one of constant progress. Yet at each successive step we were pretty certain that the ultimate goal had been reached. "This is *it*," we exclaimed with pride. We were and still are wrong in this assumption. Heating keeps in step with the times.

Important advances in home heating are on the way. For instance, your future home will be divided into temperature zones, each with its individual control. During the day while your bedrooms may be kept at 60°, the living quarters of the house could be 70°. Temperatures may be increased or decreased at will. An electronic thermostat, more sensitive than any instrument built today, will control these temperatures. Tomorrow's radiation will be either set into wall openings or completely hidden in walls and ceiling. Year-round air conditioning will be commonplace. Heating plants will become smaller and smaller and at the same time more efficient, requiring no attention whatever, silent servants, indeed.

Photographs, Esther Born

DIGNIFIED BACKGROUND FOR INFORMAL LIVIN

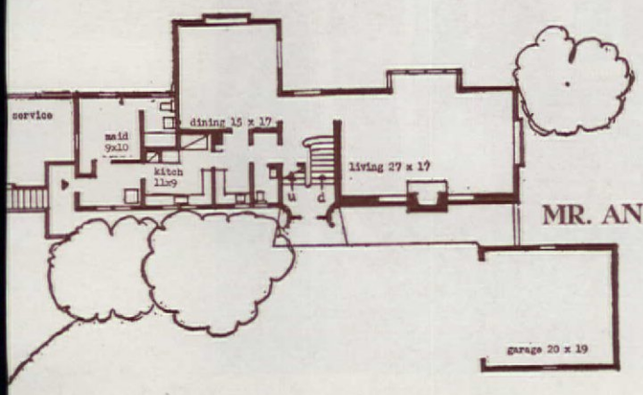

HOME OF
MR. AND MRS. HARRISON DIBBLEE, JR.
Marin County, California

HERVEY PARK CLARK,
Architect

HERE'S the stateliness and charm Southern Colonial captured in a gr shingled house. Clever spotting materials and details did the trick, and happ indeed, is the result—perfect blend of tra tion and modern living if ever we saw one.

Confronting the architect was the probl of designing for a steep and heavily wood piece of property a livable house compl with generous terraces and motor court. T results have been most ingenious and s cessful. Located as it is between the first a second floors, the main entrance solves stair-climbing problem. From the motor co it's difficult to believe that the house conta seven generous-sized rooms because the f story is not all visible at this point. The g eral horizontal feel of the exterior walls a as a perfect foil for the original vertical trance detail. White accents, cleverly spot throughout, add life and sparkle to the en exterior. Inside we find the same restraint, same simplicity and effective understatem Walls are of soft pastel shades, trim wh and oak floors a dark, rich brown st

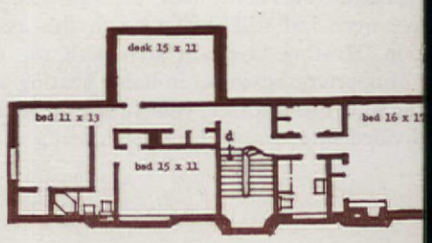



Photographs, Fons Iannelli



Folding doors create new guest room



Built-in cupboards harmonize with interior walls

BROWN STUDY IN MODERN INDIVIDUALISM

A SYMPHONY in brown — this modern home of Mr. and Mrs. Frank Cole of Park Ridge, Illinois. Clever use of material plus a thoroughly modern plan arrangement have produced a rugged simplicity that is both warm and comforting. Exterior walls are of spruce siding, the flat roof of asphalt. Trellises for climbing and trailing vines have been formed by the clever use of extended beams. Large windows spread sunshine throughout the attractive interior. Inside, the walls are of softly waxed knotty spruce. To further the harmony of tone, cupboard doors and even the piano are of fir plywood. A convenient utility room furnishes gas heat, a job helped considerably by the rock wood insulation in all the exterior walls.—**RUTH W. LEE**

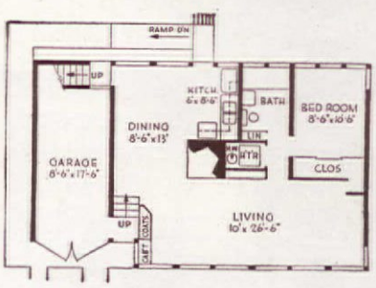



BRUCE GOFF,
Architect
and Decorator

HOME OF MR. AND MRS. FRANK COLE, Park Ridge, Illinois

THESE HOUSES WANTED PLENTY OF ELBOW ROOM—



DID THEY GET IT—JUST LOOK BELOW!

RANCH HOUSE BUILT IN CALIFORNIA

SPACE and more space was what Mr. and Mrs. Espie Stafford wanted when they planned their home. Results prove that they got just that and lots more. Their low-eaved house rambles over two lots, reminiscent of early California homes. Modern treatment, especially in the case of the oversized windows, definitely brings the house up to date.

Walls, covered with redwood siding painted white, provide a fitting background for the bottle-green shutters Roofs are of cedar shingles. The house proper is frame construction supported by poured concrete foundations. All interior partitions are lath and plaster. Ingenuity runs rampant throughout the plan. For instance, the dining room is in reality a glazed-in passage between living room and sleeping quarters. This helps tremendously to bring the gardens right into the house. The workroom, directly behind the garage, is Mr. Stafford's pet. The flooring throughout is of oak planking. A thermostat controls the hot-air heat provided by a gas furnace.—**ROGER STURTEVANT**

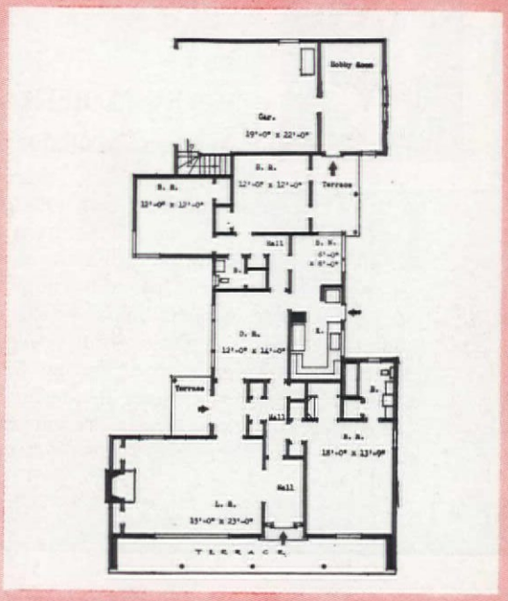

ESPIE STAFFORD HOME, Garden Village, California
A. H. LARSEN, *architect*

Photograph, Roger Sturtevant

IN 3 LEVELS IN ATLANTA, GEORGIA

ONE story, three levels and a den—these were the only requirements given by the Henry Thompsons when house plans were started. The rest was up to the architects. Sounds like taking quite a chance, but the Thompsons had faith backed up by sound logic. This attractive gray shingled house with its colorful maroon shutters proves the point. And are they pleased with their cottagelike house among the Georgia pines!

Here we have a house divided into three wings—each on a different level and all leading from one central hall. The required den, wood paneled, is located in the bedroom wing. The living room and sun porch occupy the second wing, while the third wing houses dining room and service rooms. Except for the den and breakfast room, all rooms have cross ventilation. The roof is of slate; the exterior walls of wood shingles stained gray. Insulation covers the dining room. A gas-fired furnace provides winter air conditioning. Flooring throughout is oak. For closet space, check over this plan!—**SUSAN JONES MEDLOCK**

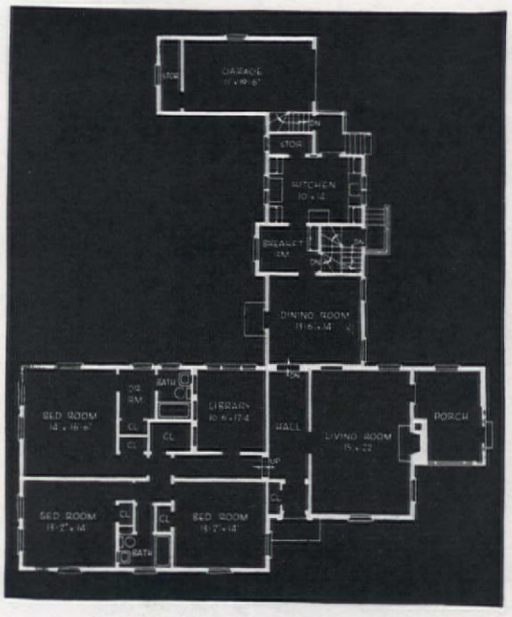

HENRY THOMPSON HOUSE, Woodward Way, Atlanta, Georgia
BURGE AND STEVENS, *architects*

GETTING FOR A ROLLICKING FAMILY

WEARABILITY and sound economy played a major part in determining the make-up of the James Stedman home. For a young family with two rollicking children, rustic has proven a wise choice. Exterior walls of rough redwood treated with durable green-gray shingle stain and a low-pitched roof of cedar shakes keep maintenance at a minimum and weather "just right."

Many of the interior walls are of knotty pine stained a warm gray. These, along with tile window sills, have made housekeeping a joy for the mother of the family. A small stair concealed in the front hall closet leads to a good-sized attic storage space. Because of the thickness of the living-room-hall wall it can be used for card table storage, and the fireplace bin is filled from the garage. A sliding awning over the rear terrace allows both winter sun for living room and summer shade for terrace. Unusual is the sidewalk fence—grape stakes support an annual hedge of artichokes—foliage, flowers, and vegetables!—**ROGER STURTEVANT**

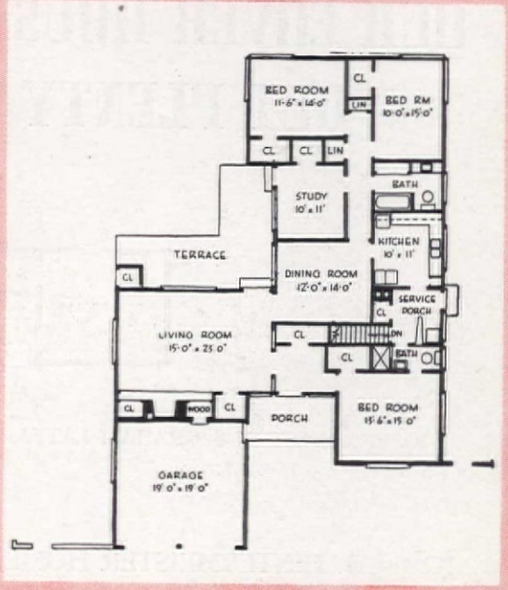

JAMES STEDMAN HOUSE, Palo Alto, California
STEDMAN AND STEDMAN, *designers*

Photograph, Roger Sturtevant

OUR HOMES WILL ALWAYS REMAIN INDIVIDUAL

says

HENRY M. REED, President
American Radiator and Standard Sanitary Corporation

I READ articles and hear conversations to the effect that we face some kind of a social revolution when the post-war day comes, but with this thought I am not prepared to concur. Let's substitute "evolution" for "revolution." By this I mean that the progress made during these war years will be crystallized in the homes of the future. Because under present conditions we must hunt substitutes for materials no longer available, we are learning at a more rapid rate. Better and more economically designed homes will be ours.

I do not believe the American home will ever lose its individuality. We are not a people to be herded into rows upon rows of similar houses built primarily for economical reasons. This is not in keeping with the country's heritage. Individuality remains deeply rooted in the American soil.

For the past ten years phenomenal progress has been made in home construction, particularly in the lower cost range. A continuation of this program after the war will come nearer to solving this country's social and political problems than any other single factor. So let evolution continue—we always have and will continue to adapt our processes of manufacture to the homeowners' needs or demands.

Photographs, Miles Berné

OUR COVER HOUSE—GLAMOROUS, BUT PLENTY PRACTICAL

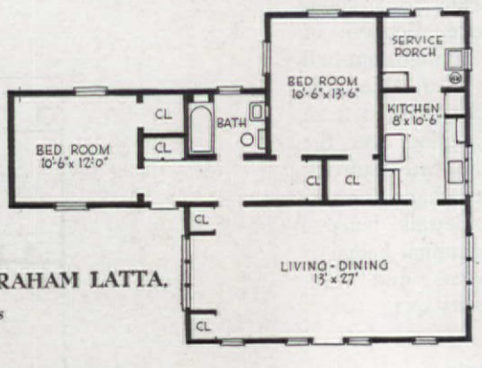

JOSEPH WESTON & GRAHAM LATTA.
Architects

JOHN D. HINTERMEISTER HOME, El Monte, California

THIS month our cover house is a governme baby and proud of it. Here we have a house cheerful as a cherub and as practical as a Ne England housewife. Like many others in the El Mon district of California, it was built under the gover ment subsistance program a few years back.

Though its ancestry springs from the ranch house of earli days, the design is modern in treatment. Red and white are colors; the eaves are low and broad in overhang. Set among grove of ancient walnut trees on an acre lot, it forms a pictu of rare charm and simplicity. Surrounding the house proper a broad green lawns and flower beds of riotous color. A large Victo garden, grape arbor, and neat rabbit hutches add a practical no to the artistic scene.

Following the customs of other days, we first enter the hou by way of its service porch. Here we find a kitchen, neat a compact, painted white, with touches of highly polished map Gloriously large windows light up the ample living room; the wa seem to be made entirely of glass. Woodwork and trim are knotty pine. At one end of the living room are a linen clos and a very small powder room.—**THYRZA LUCILLE BUR**

Modern Swedish bedroom

REGON COLONIAL—WITH A DIFFERENCE!

N THE Reed Geer house, at West Highland, Oregon, we find a modern child with just the proper amount of respect for its elders. Springing from deep-rooted Colonial tradition, its plan detail are entirely of this generation, open and direct.

'ake the exterior wall treatment, for instance. Here we find con-tional narrow siding; however, due to the generous window sizes the stress put on the horizontal lines, its effect becomes sur-ingly modern. The plan, in particular, is of today's world. Living room and dining area have been combined, the latter separated from the entrance foyer by a most original open wood screen arrangement. Because of a multiple use of window sash the kitchen is flooded with sunlight. Bedrooms are well supplied with closet space and, praise be, there's cross ventilation in each. One of these rooms has been treated in a manner reminiscent of Swedish lodge interiors, with built-in bunks, upright carved wooden posts, and a unique separating bedside cabinet. Color has produced a true primitive effect.

HOME OF MR. AND MRS. REED S. GEER, West Highland, Oregon

MARTIN and REIS, *designers*

Photographs, Leonard Delano

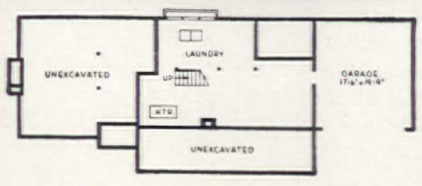

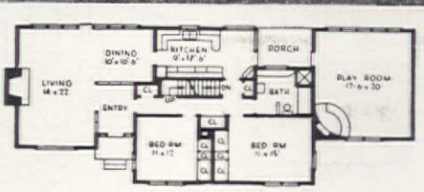



Wood screen in dining-living room



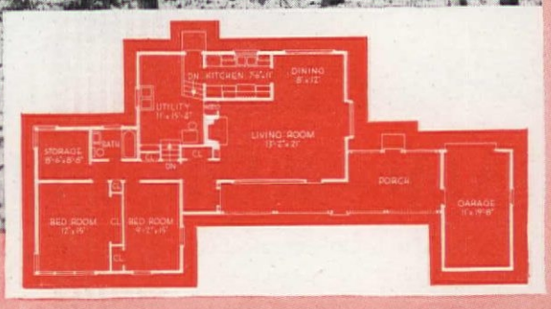



Living-room bay window

ROBERT BURROWS
HOME
HUBBARD WOODS,
ILLINOIS

PERKINS, WHEELER and W
Architects



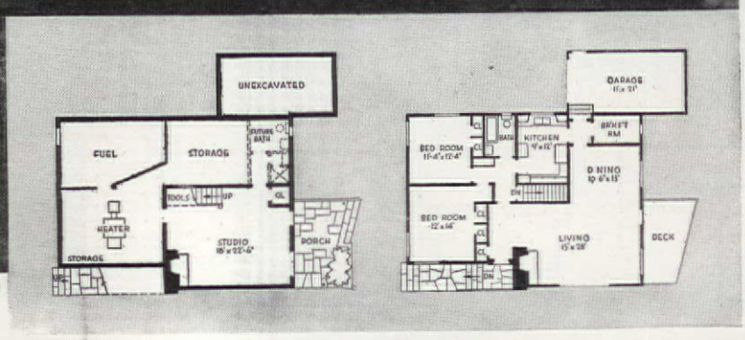

Entrance detail

HOME OF
MRS. MARIO BIANCU
KNOXVILLE,
TENNESSEE

MARIO BIANCULLI
Architect

Photographs, Billy M. Glenn

THIS ILLINOIS COLONIAL IS AS MODERN AS TODAY

NESTLING in its wooded grove, here's a house combining most successfully the past with the present. In outline, detail, and wall treatment its inspiration is certainly Colonial. Yet there's a difference. Perhaps the open plan does the trick; maybe it's the low-sloped roofs; still, perhaps the large window areas add up to the answer. Whatever the reason, first glance convinces that this house belongs completely to the present.

The plan is definitely modern. Following the trend of many progressive designers, the architects have combined the living and dining areas. The result is an ample, well-lighted, L-shaped room with enormous expanses of window areas. The small, efficient kitchen is logically placed adjacent to the utility-laundry room. Bedrooms, arranged together in a separate wing, are compact yet contain ample wall and closet space. A covered passage connecting house to garage has been widened at one point to form a good-sized screened porch.

The exterior walls are wood clapboard, painted white, the roof gray asbestos shingles. Windows throughout are sliding wood sash; the oversized bay window in the living room adds dignity and charm. A gas furnace furnishes the hot-air heat.

Photographs, Charles H. Keller

MODERN COUPLE BUILT IN EAST TENNESSEE HILLS

THE purchase of five rolls of hydrangea-patterned wallpaper really started us on the way toward having our own home. The idea had never occurred to us before, but now a living room must be designed to take full advantage of the wallpaper's decorative possibilities. Before long we were seriously planning a house. First we had to find just the right lot. This wasn't an easy task. There must be room for a good-sized flower garden, a vegetable garden, and quantities of trees, with room to spare. Quite a large order, but we found it, one mile from the city limits—gently sloping land with plenty of trees, and what a VIEW!

We already had definite ideas about the house itself. It must have a horizontal look; the main rooms must be on one level. Each room was designed to take advantage of the beautiful mountain vistas. Large glass areas bring the outdoors right into the house, eliminating any necessity for picture hanging. On the lower level there is a studio-workroom leading to a landscaped terrace. I'm really proud of my landscaping, especially around this terrace. Interior decoration is mine, too, while the furniture design and execution were in fact a family affair.—**KATHERINE POTTS BIANCULLI**

Interior decoration, Katherine Potts Bianculli

WALLPAPER ADDS SPARKLE TO DINING ROOM. TOP, LIVING-ROOM FIREPLACE

EDGAR J. BUSSEY HOUSE, WEST HARTFORD

WALTER J. CRABTREE, JR., ARCHITECT



AMERICAN

RESTFUL AND INFORMAL IS THE LIVING ROOM

Photographs, F. M. Demarest

CONNECTICUT

REAR ELEVATION

BEAUTY in Connecticut

GAZE upon a Dream House come true! Located among the rolling New England hills, this charming salt box has just about everything. Its appeal is inescapable—there's an American quality about it, a charm as native to these shores as Plymouth Rock itself.

At first glance the size is deceptive. By taking advantage of the natural lot contours, the garage wing, though very ample in size, snuggles down at a lower level than the main house. This results in a most attractive lowering of the garage roof line. Exterior walls are of white-painted, narrow clapboards; roofs are of cedar shingle. The quaint picket fence and lamp post were designed and made by the owner.

Though the plan nods in the direction of tradition, ingenious design helps it escape the stereotyped. Oversized living-room and dining-room windows may not be strictly conventional but they certainly help to bring indoors the glorious surrounding countryside. A Century Oil Burner provides hot water heat in concealed radiators, while Eagle Insulation has been used throughout the house.

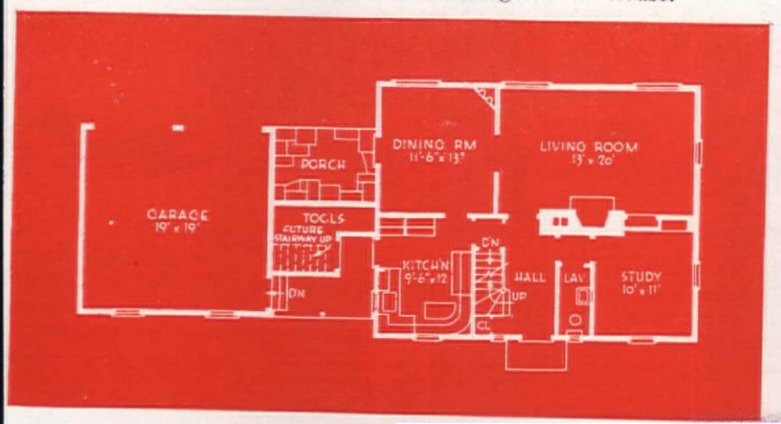

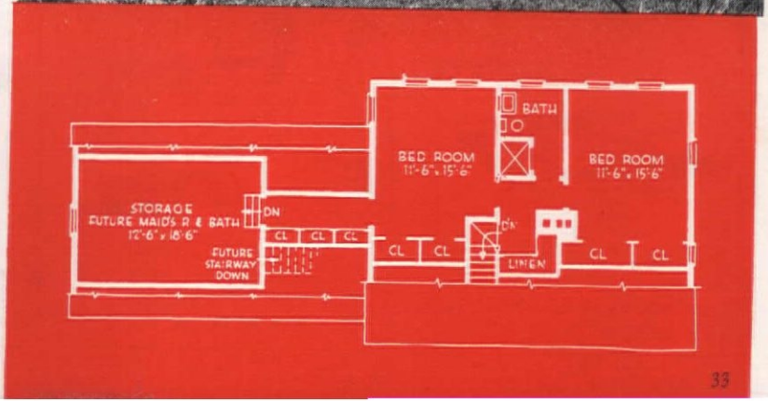

When Home Is

You aren't the only manless female in this America—

fill the lonely hours until Johnny

Story by GRACE V. SHARRITT

1
Has Pa joined the Marines and left you to run the old home alone with the kids 'til the war is over?

2
Does Petticoat Rule seem too forlorn with no male gusto at breakfast,



3
with no one singing deep bass off-key in the bath,

4
or growling daily over the gol-darned fussiness of the new chaise longue?

9
you and your daddy are giving to Uncle Sam, your patriotism will carry you all through

10
the day. Evenings are the tear-traps, so watch out then.

11
Lois, blonde, buxom, plus twins--Dick far away in a tank--decided to go back

12
to her old job. She's slimming after ten years of eating whatever she liked

13
because she is modeling fur coats once more.

19
we lick those guys," your job is to keep home fires burning for his return.

20
Bess' mother has moved in with her for the duration and stays with the

21
children evenings while Bess grabs the chance to take a typing course.

22
Walled in day after day with even the sweetest kids gets any mother down.

23
Don't brood. Instead, see a sho with Uncle John. A morale pep-up!

29
Today, a buyer for an interior decorator, handsome, efficient, she has a rich beau!

30
With the Colonel in Melbourne his missus works for the Red Cross.

31
She knits for Britain, minds Mary's flock while Mary learns to master airplane riveting.

32
Have a fling while Jim's in the army. It's now or never to eat in the sun

33
or have those wo derful potato pa cakes you adore and he detests.

No-Man's Land

and there are many alternatives with which you can comes marching home again. Chins up!

5
How in heck can you manage until the Old Grump comes marching home again?

6
If you are able to swing a typewriter key, use a pencil, give a sales

7
talk, or do an infinite variety of jobs, from making slip covers

8
to running an elevator you will be so darned busy with the Victory double shot

Sketches by DOROTHY B. PORTER

14
So Dick's mother helps care for the twins a few hours each day.

15
Then there's Mildred with two babes in nursery school five hours of five days the entire week.

16
Happy, she writes to Don that her "green thumb" got her a swell job

17
when the florist said, "Wife, get some one in to help run the shop."

18
If Bob handed you his roll and said, "Take care of the kids, Bess, until

24
WARNING! Don't coo over the only child!

25
Only 46, yet dowdy, dated, a widow oozing maternity bored her prep-school family.

26
Two years later—a best-dressed woman of forty!

27
She woke up when employers said she was too old for a job. A beauty school

28
made her look so exciting that she sold cosmetics to all her friends.

34
The closet is stuffed with cures for emotional indigestion.

35
In due time Clarence will be home, yipping about your new hat, your fondness for avocado salad, your bridge score. "For Pete's sake,

36
Pickle Puss, how did you ever get through the war without Me?"

4 out of 5 have Spiraea!

How men come to move--or be moved--to the suburbs is explained by a typical commuter (with revealing examples from his home life—and Orvetta's) in another of those hilarious "comic strip" stories in the The American Home.
Story by Douglas Ayer, action by Dorothy Porter's sketches.

HOME STUDY COURSE IN

WHEN You

5. American

You don't have to go back a hundred years to find an Early American atmosphere. In Plymouth Meeting, Pennsylvania, Mrs. Naaman Keyser has revived the lost art of making Pennsylvania Dutch slipware and sgrafitto as shown at the left

The copper leaf, nut bowl, and scoop of pewter above are Penland Handicrafts from Penland Weavers & Potter

Four of these large, off-white vases of Oriental inspiration are owned by the Mint Museum of Art in Charlotte. They are the work of the Jugtown Potters at Steeds, who carry on the traditions of the Staffordshire Potters who settled in that section long years ago. The appealing piece, called simply Mother and Child, is the work of Bernice West of Charlotte

WE ARE a creative people—don't let anyon tell you we are not. Look at our skyscrapers our plumbing, our roads, our million-and-on gadgets. All these take a creative spirit, and so, too, doe the highly developed hand-made goods now available t discerning collectors of Americana. No longer does th word "handcraft" suggest the hideously ugly roadside o tourist-trade "novelties." The lack of auto trade ha brought about the disappearance of those ghastly roa side displays—clotheslines hung with appalling candle wick bedspreads and "hooked" rugs, crude blue pottery and nauseatingly "cute" gnomes and panniered creature to ruin some lovely garden or path. Pray heaven that post-war world will have no heart for such monstrosities no room for "souvenirs" disguised as American crafts

Nor, we earnestly pray, will there be a market for thos things casually referred to as hand-made gifties fro quaint gift shoppes. When we say American crafts, w

More Pisgah Forest pottery, in jade lined with soft pink. Wood is used in the kiln at Pisgah Forest, as it was in China before the supply was exhausted

Coverlet woven by Aunt Tilatha Cumi, after she had sheared the sheep, carded the wool, spun the thread, and dyed it in a variety of shades with vegetable dyes. The pattern is known as "Queen Anne's Robe." The ladderback chair is a fine example of mountain craftsmanship, and its seat is woven of corn-husk cording. (It is interesting to note that Aunt Cumi's name is the Biblical phrase: "Little Maiden, I say unto thee, arise!)

SHREWD BUYING

Buy, Know *WHAT* to Buy!

Crafts

From American House: Woodblock print fabrics "Folly Cove Train" and "Tree and Deer"; pewter tea pot by Eichner; Rowantree decorated plate; woven cotton chenille rayon mats by Rose; mahogany bowl and salad servers by Rossiter; pewter candlesticks by Eichner; Rowantree ash tray. From Rena Rosenthal: Pottery lamp by G. & O. Natzler with shade of natural stick on parchment; wood and ceramic book ends by Earl Gordon; plastic flower pot; cow by Elizabeth Paine; plastic fingerbowl and plate; ceramic bowls and pins by Beatrice Wood. Pitchers, North Carolina crafts

Photographs, F. M. Demarest

A craftsman's work reflects not only his cultural inheritance but his surroundings—sophistication from the cities, rough primitive strength from mountains and desert

North Carolina has Early American atmosphere still, scattered here and there through the Sandhills and the Piedmont, concentrated in the mountains flung against the western sky. W. B. Stephens, a second-generation potter with the Pisgah Forest Pottery, is proud of his crystalline glazes and cameo work. The two pitchers above have cameo designs, built up layer by layer into creamy porcelain. Early American designs are done against a dull green background; the lower part of the pitchers is jade green in a higher glaze. Note reflections of mountains.

On the hot sands of our Southwest desert sits a woman weaving into rugs a story of rain clouds over mountains, vivid flashes of summer lightning, and fleecy banks of clouds. On the mesa beyond, her daughters gather roots and herbs to bring rich, glowing colors to the strands she'll weave

1. Heave a sigh of despair
for young Mrs. Burke.
Her youngster's two hands
make his mother much work.

2. His fingerprints grace
every pane within sight
And smearing the mirrors
fills him with delight.

3. But one day his mom,
with her wits at an end,
Found a glass cleaner-upper
she embraced as a friend.

4. Her discovery was WINDEX—
in less than a trice
Makes all kinds of glassware
look sparkling and nice.

5. Spray it on—wipe it off—
for much less than a cent,
Each pane has a shine
you'll acclaim heaven-sent!

6. And when house-cleaning time
comes around in the spring,
Put WINDEX to work
and shine while you sing!

DON'T TRUST CHEAP SUBSTITUTES!

NO STREAKING...NO FILM...WHEN YOU INSIST ON

WINDEX

FOR ECONOMY — REFILL FROM THE BIG 20-OUNCE SIZE

COSTS ONLY A FRACTION OF A CENT PER WINDOW

Don't start spring house cleaning without this non-inflammable, oil-free cleaner that costs but a *fraction of a penny* for each window cleaned!

And—Windex is grand for cleaning windshields, mirrors, any flat glass.

WINDEX SAVES TIME

SAVES ENERGY • SAVES YOU

You can get Windex in two sizes—6-ounce and the 20-ounce economy size.

Copr. 1943, The Drackett Co.

mean the many truly exquisite handmade crafts fashioned by Americans whose skill now rivals that of the finest European artisans in many things. We formerly imported almost fifty million dollars worth of handcraft goods from Europe and the Orient annually. With the war, these sources have been closed, and it is to be devoutly hoped that a talented new generation of American craftsmen will be given a chance, that their work will be bought and collected by discriminating Americans. No longer need one see a Paris or Scandinavian label to confirm one's own judgment. We believe in reciprocity, world trade, and the good neighbor policy—but in this matter of American crafts for American homes, let's give our own talent a hand in the making of our history.

Who are the leaders in these hand arts, these "little businesses?" Who are the craftsmen who fashion things of beauty with their hands? What do they make? Where do they live and work? How do they operate?

Naturally there are outstanding figures in every field: Dorothy Liebes, of San Francisco, in the weaving of textiles, magical in color and brilliance; Glenn Lukens, of Los Angeles, head of the ceramics department of the University of Southern California and originator of new and fascinating glazes from materials found in Death Valley; Laurits Christian Eichner, of New York, whose beautiful pewter shines and glows in many a home. A complete list would fill many pages and would cover every medium known to man through the ages: clay, metals, woods; wools; lovely colored bowls and plates; shining cutlery; finely etched glass; stately furniture or humble wooden bowls; a carved crucifix; rough-and-ready tweeds; woven place mats; a needlepoint chair; a new and lovely rug.

Where do craftsmen live? Why, everywhere, of course, and it is fascinating to see how much their work is a reflection of their surroundings. Sophistication comes from the cities, rough primitive strength from the mountains. A craftsman's work reflects not only h surroundings but his cultural inheritanc We know of a family of Swedish de scent, for instance, whose woodblockin has an unconscious Scandinavian flav even though the craftsmen themselv have never been to Sweden. But a craftsmen must have certain attribut in common—high technical ability, goo design, color sense, originality of idea

A craftsman is not always a lon wolf, working in seclusion. Often he part of a small community group doin that work for which he is best fitte A perfect example of a group of th kind is the Rowantree potters of Blu Hill, Maine. Here, under the directio of Miss Pearson and Miss Paddock, whole community has been taught th potter's art, from the grinding of nativ rocks or oyster shells into unusual glaz to the shaping of lovely bowls an plates on the potter's wheel.

The first organized help to craftsme came in the Southern mountains whe the old-time crafts of our grandmother day still flourish—Penland, started an run by Miss Lucy Morgan; Berea Co lege; or the John C. Campbell Fo School. Later came a realization in th New England states that they, too, ha a craft heritage and that the latent abi ity among their people along these lin was going to waste. The governments o Vermont, New Hampshire, and Main have sponsored organized craft grou or guilds. In Connecticut, Massachusett New York, Rhode Island, you will fin active craft groups as well as in Ne Jersey, Pennsylvania, and Delawar Nine Southern states have grouped to gether to form the Southern Highland ers. In Florida the fishermen's wives a being taught to put their shells an palms to a good use. Isolated craftsme are working in the Middle West. In th Southwest, especially in Santa Fe an Taos, there are men and women crea ing lovely things, and some of the be craftsmen in the country are living o the West Coast. Here, too, you will fin a number of refugees from the horro of Nazi Europe doing fine work.

Rowantrees potters take their place in the long line of American craftsmen who take pride in creating useful articles of simple and lasting beauty

Photographs, Do

Courtesy, America House

In Blue Hill, Maine, an entire community has been taught the potter's art

A home KEPT in good repair is a wartime asset!

Here are things you can do with Uncle Sam's hearty *OK.*



Don't let YOUR home "run down". *Let your Celotex Dealer be your guide to its wartime care. Consult him now, without obligation.*

UNCLE SAM urges you to keep your home in good repair . . . to safeguard it as a source of health and comfort during this period of national emergency.

There is no restriction on expenditures for necessary maintenance or for insulating to save vital fuel. And if you live in a critical housing area, the government will assist you in every way to remodel waste space into an extra room which you can rent to a war worker.

For authoritative information on exactly what Uncle Sam says you can and should do, consult your Celotex Dealer. His knowledge and experience can save you mistakes, time, money. He will answer all questions and help you plan, absolutely without obligation. Now is the time to see him, with the weather milder and quality materials still available. Do it today!

A Leaky Roof is Dangerous. Repair or Replace It At Once!

DAMAGE TO VITAL structural materials, interior decorations and furniture can result from a leaky roof. Uncle Sam considers its repair or replacement a part of necessary maintenance. Ask your Celotex Dealer about doing the job with Celotex Roofing or Celotex Triple-Sealed Shingles. Get the *extra* protection, beauty and long life they provide, *without* extra cost. You'll find a wide range of handsome designs and attractive, permanent colors awaiting your selection at your Celotex Dealer's. See him now, while a complete choice is available.

Insulate *NOW* for Vital Fuel-Saving and Comfort Next Winter

FUEL IS VITAL to winning the war, and conserving it is a patriotic duty. The only way you can save fuel without shivering through another winter is to *insulate* and conserve heat. Permanent, fireproof insulation with Celotex Rock Wool Products so efficiently prevents passage of heat that it can make fuel go 40% farther, keep every room warmer all winter! And by sealing heat *out* in summer, it can keep your home cooler despite soaring temperatures. Ask your Celotex Dealer to give you the facts.

Make Waste Space Productive —House a War Worker

IF YOU LIVE IN A housing shortage area, you can help Uncle Sam and enjoy extra revenue too, by creating a new room for a war worker. Dreary attic or basement space can be easily, quickly transformed into an attractive, comfortable room—with the help of Celotex Insulating Interior Finishes . . . also with White Rock Gypsum Wallboard—a good-looking, fireproof material which can be beautifully painted or papered. Your Celotex Dealer will help you plan this extra room and give you a complete estimate of cost, without obligation. See him without delay, while these quality materials are available.

CELOTEX

REG. U. S. PAT. OFF.

ROOFING • INSULATING BOARD
ROCK WOOL • GYPSUM WALLBOARD • LATH
PLASTER • ACOUSTICAL PRODUCTS

***FREE!* "A Wartime Guide to Better Homes"**

This valuable booklet tells exactly what Uncle Sam says you can and should do to keep your home in good repair and make waste space productive. Get your copy FREE at your Celotex Dealer's, or mail the coupon.

THE CELOTEX CORPORATION, Chicago, Illinois A-H 5-43
Please send me FREE "A Wartime Guide to Better Homes."

*Name*_____

*Address*_____

*City*_____ *State*_____

EVEN IN THE CLEANEST TUB

SEWER GERMS

BREED IN THE DRAIN!

NO MATTER HOW YOU SCRUB, AND SCOUR, YOUR TUB DRAIN CAN BE A BREEDING GROUND FOR GERMS — THE SAME KIND THAT LIVE IN SEWERS *

*Survey by Molnar Laboratories, New York City

DON'T TAKE CHANCES! GUARD YOURSELF AGAINST SEWER GERMS! USE DRĀNO!

IT TAKES THE BOILING, CHURNING ACTION OF DRĀNO TO BANISH SEWER GERMS FROM YOUR DRAINS... KEEP YOUR SINK SWEET AND REALLY CLEAN!

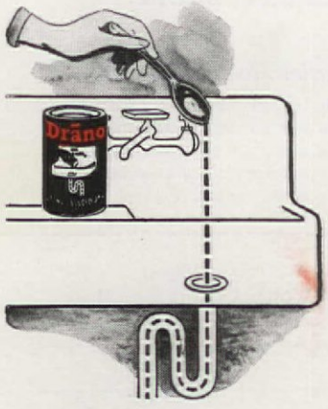

DRĀNO... USED REGULARLY IN DRAINS ONCE A WEEK OR OFTENER... DOES TWO IMPORTANT SANITARY JOBS: CLEARS DIRT IN WHICH SEWER GERMS THRIVE AND KEEPS DRAINS OPEN, FREE-RUNNING. NEVER OVER 25¢ AT ANY DRUG, GROCERY OR HARDWARE STORE

SAVE YOUR KITCHEN FATS!
They are needed to make explosives.

Drāno

OPENS CLOGGED DRAINS—KEEPS DRAINS CLEAN

Copr. 1943 The Drackett Co.

In 1941 many of these groups affiliated and formed the Handcraft Cooperative League of America, with a marketing outlet, AMERICA HOUSE, in New York City. Here the crafts of many individuals and states are brought together under one roof for the education and edification of public and craftsmen alike. The variety and beauty of the good to be seen here are eye-openers to many who have always thought of American hand crafts as belonging to the distinctly "frowsy" class.

Buy American crafts, collect American crafts—but before you buy, know something of the history of whatever it is attracts you, something of the aims of the craftsmen who so lovingly made it for your home or your collection. It is definitely a part of your heritage.

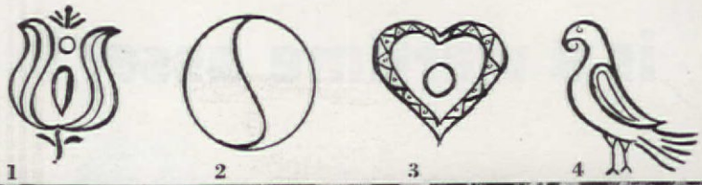

Photographs, Philip B. Wallace

Mrs. Keyser of Plymouth Meeting

HELEN PAINTER

NOTHING is more fun than exploring, especially when it ends in a discovery. That adventure happened to me one day last fall, as the climax to a week of scouting in the Pennsylvania Dutch country looking for furniture designs that could be reproduced or adapted. We had spent five happy days motoring through the lovely rolling farm lands of Pennsylvania, stopping at every promising-looking antique shop, exploring side roads leading to lonely farms where we might possibly find a treasure among the miscellaneous collection of oddments stored in the barn. Although furniture was the real object of my quest, my attention was constantly distracted by the quaint slipware and *sgrafitto* pottery which we occasionally found. In one antique shop, I picked up a particularly charming slipware platter and asked the price. "$65." Reluctantly I put it down.

The next day, quite by accident, we heard about Mrs. Naaman Keyser, who lives at Plymouth Meeting, Pennsylvania, and makes reproductions of the old slipware and *sgrafitto* that only an expert could tell from the original. We set out posthaste for Plymouth Meeting. Fortunately it was not far, but the early autumn dusk was already falling when we arrived at the charming old stone and stucco house with a sign, "Brookcroft Pottery," hanging over the road. A light was burning in a lower room, and through the window we could see a woman bent over a potter's wheel, intent on a piece of clay which she was deftly shaping into a small bowl. She was so completely absorbed that she did not hear our knock at first, but a moment later we found ourselves in the attractive little shop which Mrs. Keyser has created out of her sun room. There was the most fascinating assortment of slipware plates and platters, bowls and pitchers, teapots and figurines, all decorated with the utmost fidelity to the Pennsylvania Dutch originals.

"They are perfect," I said, turning to Mrs. Keyser. "These pieces must represent a tremendous amount of research, as well as skill. How did you ever happen to get started on the idea?"

"I started to make pottery for use in a clinic in which I taught women who had no previous training—mentally disturbed women who felt themselves useless in the world, and needed desperately something constructive to do. Clay is a particularly soothing medium. It

NO MUSS! NO FUSS! NO BOTHER!

everybody's using Kem-Tone

TRADE MARK Reg. U.S. Pat. Off.

MILLIONS OF USERS ACCLAIM THE MIRACLE OF Kem-Tone!

THE MIRACLE WALL FINISH THAT'S TAKING THE COUNTRY BY STORM!

ONE GALLON OF Kem-Tone

$2.98

DOES THE AVERAGE ROOM

ONE GALLON ($2.98) DOES AN AVERAGE ROOM!

Be sure to ask for Genuine Kem-Tone Accept No Substitutes!

The Facts About Kem-Tone!

1 **ONE COAT COVERS** most wallpapers, painted walls and ceilings, wallboard, basement walls.

2 **APPLIES LIKE MAGIC**—with a wide brush or the Kem-Tone Roller-Koater.

3 **DRIES IN ONE HOUR** . . . room may be occupied immediately.

4 **WASHES EASILY.** Just use ordinary wall cleaners.

5 **NO UNPLEASANT PAINT ODOR**—while or after painting.

6 **ONE GALLON DOES A ROOM** . . . 14 x 12 x 8 feet walls and ceiling.

ROLL IT ON!

Apply Kem-Tone with a wide brush or with the new Kem-Tone Roller-Koater which rolls Kem-Tone over your walls and ceilings quickly, easily, *smoothly!*

89¢ Kem-Tone ROLLER-KOATER

SMART BORDERS!

New Kem-Tone wall border trims give your rooms a smart, new touch. They're gummed, ready-to-apply—and washable. In a variety of patterns.

AS LOW AS 15¢ PER ROLL

Kem-Tone Trims

$2.98 Gallon PASTE FORM

You add ½ gallon of water which brings your actual cost down to only $1.98!

*Prices slightly higher in Rocky Mountain area

KEM-TONE IS DISTRIBUTED BY THESE LEADING PAINT COMPANIES

ACME WHITE LEAD & COLOR WORKS, Detroit, Michigan
DETROIT WHITE LEAD WORKS, Detroit, Michigan
W. W. LAWRENCE & COMPANY, Pittsburgh, Pennsylvania
LINCOLN PAINT & COLOR COMPANY, Lincoln, Nebraska
THE LOWE BROTHERS COMPANY, Dayton, Ohio
JOHN LUCAS & COMPANY, INC., Philadelphia, Pennsylvania
THE MARTIN-SENOUR COMPANY, Chicago, Illinois
PENINSULAR PAINT & VARNISH CO., Detroit, Michigan
THE SHERWIN-WILLIAMS CO., Cleveland, Ohio

GET Kem-Tone AT YOUR NEAREST HARDWARE, PAINT, LUMBER OR DEPARTMENT STORE!

Chances are
you have more money

and there's less to buy

But chances are you can
still make home beautiful

with a Bigelow Beauvais rug
(Made in U. S. A.)

Besides blankets and duck for the armed forces, Bigelow is still making lovely rugs. Go to your dealer. See the charming designs in Beauvais. Look, too, at other Bigelow grades. Any one will be a joy to live with a long time.

Care for your rugs

Now you can dry clean your rugs at home with Powder-ene. No liquid. No soap. No suds. It's easy, economical and absolutely safe. For FREE booklet on rug care, write Bigelow Weavers, Dept. 53A, 140 Madison Ave., New York City.

Copr. 1943, Bigelow-Sanford Carpet Co., Inc.

Makers of fine rugs and carpets since 1825

FIRST... BUY A WAR BOND

was my husband who suggested the Pennsylvania Dutch pottery. His father, Dr. Naaman Keyser, was a historian who had written several books on the Pennsylvania Germans and the history of Germantown. It seemed only natural to make use of our background and special knowledge.

"However, when I started to study the pottery seriously, I found it a lost art. Consequently, most of my information has been garnered by word of mouth from old potters or sons of potters, careful research in museums, and sometimes discouraging trial and error methods."

"Tell me more about it. Where do you get your clay? How do you make it up?"

"The clay is a near-by Pennsylvania clay. It is blue when dug and fires to a brilliant red. Also, I use a native black clay. The white clay of which the solution (called slip) is made is a refined kaolin, and was procured by the early potters from the apothecary, who used it to coat pills. The red body is painted with black or white slip, the designs are dug back to this red body, and the result is called *sgrafitto*. Slipware is made by running the slip over the red body to form designs, much like putting frosting on a cake.

"Many pieces are made on the potter's wheel. In others the clay is rolled out flat with a rolling pin and applied to a clay mold, exactly like making the shell for a lemon pie. The molds I use are the original molds of some old potter, and valuable antiques in their own right."

I picked up a plate decorated with a flowing spray of tulips poised above an American eagle. "What a quaint design!" I exclaimed.

Mrs. Keyser nodded eager assent. "Yes, the designs, of course, are the most interesting part of it all. In speaking of any Pennsylvania Dutch art, it is essential to know something of the history of the people. They were really Germans, of course, most of them from the Palatinate Valley, which has always been the battleground of the world. All of the peoples who fought there left behind a bit of their culture, where it became fused and gradually absorbed into a native heritage. Some of the designs come originally from as far afield as the Persian and the Chinese."

"Tracing them must be fascinating," I commented.

"It is," Mrs. Keyser agreed, "especially since each motif has a symbolic meaning, often strongly touched with mysticism and religion. For example, from the Persian we get the tree of life, the earth, represented by waving lines, the urn, the triangle, symbolizing the heart of man, the blade, the flower, the seed. The Assyrian is shown by a design similar to this. The Swiss contributes a heart with a pearl (3), the Chinese the Monad (6), with no beginning or ending—sometimes found in barn symbols. Through all Pennsylvania Dutch designs runs the tulip (1), their most dearly loved flower. This is symbolic of the "Lily Time," or golden age of peace, which the early settlers were promised if they would settle in Pennsylvania.

"Much of their symbolism is religious. Eternal life is represented by a circle—no beginning or end; human life by a waving line which is broken to show that life may go in or out. God's goodness and truth feed the tree of life and are represented by two large leaves at the base of the plant. The dove of peace flits in and out of their designs; the peacock appears often as a decorative motif, and the pelican, the symbol of self-sacrifice, is sometimes shown piercing her own breast, in order that her young may feed on her blood.

"However, their art is not all religious by any means. There is a wholesome earthiness about much of it, and much real humor, especially in the mottoes which appear on many of their pieces. Often these pieces were made for special occasions, and are signed by the makers. So today I often make a wedding plate for a gift—a large, flat platter with the names of the bride and groom and the date of their marriage engraved around the edge. The center motif may be a rough sketch of the church where they were married, or their future home."

"What a perfect gift!" I exclaimed. "Do you have any here?"

"No, I make them to order only, and it requires three weeks to make up a special design. I just completed a set of dishes for the hunting lodge of a prominent society woman. Every plate has a horseman on it, but each is different."

"Why, that is exactly the way the early settlers worked, isn't it? Special occasions came up, and they made things especially for them."

"Yes," said Mrs. Keyser, "that is the way with *all* native arts and craft work. It is a fascinating field. I feel that I have only started, and I'll never be satisfied until people generally begin to appreciate the treasures that are right here at their door, in the homely charm of the Pennsylvania Dutch."

Though Old Mrs. Swanny,
Who lives in the Shoe,
Has babies galore—
She knows just what to do!

She bathes 'em with Swan,
From their heads to their heels.
The soap that is purer
Than finest castiles!

You'll find gentle Swan agrees with your skin too! And because Swan suds faster than other floaties, it's swell for washing dishes! Duds!

One snap breaks thrifty Swan into two smooth cakes—use half for bath, half for kitchen!

SWAN IS PURER THAN FINEST CASTILES

Two sizes—Large and Regular • MADE BY LEVER BROS. CO., CAMBRIDGE, MASS.

FREE!

This adorable picture of Mrs. Swanny and her brood. Ready to frame! With no advertising on it. *Just mail coupon!*

So many people wrote in for our last swan-and-baby picture that we now bring you a *second* beauty! In full colors on fine art paper. Size 12" x 15". Just fill coupon —paste on penny post card—mail now!

SWAN, BOX 117, NEW YORK CITY

Please send me new Swan-baby picture.

Name_____

Address_____

City_____ State_____

TUNE IN: *Burns & Allen • CBS • Tuesday Nights • Tommy Riggs & Betty Lou • NBC • Friday Nights*

MY HUSBAND ALMOST HAD A FIT ABOUT MY RED HANDS!

says MRS. MARION FREDERICK
wife of Army Air Corps Lieutenant

Hands began to grow lovelier in 2 to 7 days

NEW IMPROVED

In the same familiar box—your dealer has it NOW!

● Scores of women have proved in actual tests that simply changing from strong soaps to new, improved Lux gets rid of dishpan redness! Compare these unretouched photographs! Hands began to improve in from 2 to 7 days.

New, improved Lux is the *mildest ever made*—kinder than ever to hands. *Richer, longer-lasting* suds! *Thrifty!*

MRS. HENRY WILLIS is Penland's "first weaver." She was the only mountain woman of the community who would take a loom, when the project was started, and learn to weave the old designs into new rugs, coverlets, luncheon sets. Her first check brought others clamoring for looms, and now there are sixty-five "weaving families" near Penland

Photographs, Duke Sanchez

North Carolina carries on—

HARRIET DOAR

R. S. MORGAN, creator of Penland Pewter, works at his bench in the basement of his home near Arden, N. C. He is beginning another colonial candlestick like the one on the mold. . . . PEGGY JAMIESON of the Merritt Island Potters comes to Penland each summer, teaches in the Penland School of Handicrafts. Here she shapes a bowl as the clay rises on an old-fashioned kick wheel in the pottery at Penland. The bowl will be baked in a small oil-run kiln, painted by hand, and finished with a transparent glaze, in the distinctive style of the Merritt Island Potters.

LET your car point its nose up those winding roads toward the crest of the Carolina hills, and before long you're back in a fascinating world where women spin and weave and where men make their homes and furnish them from the forests around them. Here are people fashioning new lives for themselves as they carry on pioneer traditions of independence and integrity, people who take pride in the work of their hands—skilfully turning out products with the flavor of an earlier America.

Here threads are still dyed the rich brown of walnut, the orange of coriopsis, the rose of madder, and woven on handlooms into coverlets that follow century-old drafts. Walnut and hickory are still turned into chairs, often with no other tools than a couple of knives and the knowledge that green wood will dry around seasoned wood and grip it faster than glue. Holly and applewood and poplar are coaxed into cartoons of the frisky squirrel, the sad-eyed donkey, the hound-dog hot on the trail of Br'er Fox. Iron and copper, pewter and silver, are forced into use and beauty.

Scattered over the state are others who follow the same traditions. There are potters using the old kick-wheel to mould their contributions to a growing American ceramics art—like the Jugtown potters at Steeds. There are basket-makers—Indian, white and Negro—weaving their products from white oak splits, honeysuckle vines, rushes, cornstalks, straws, and even the inner bark of pine. There are individual metal workers translating their ideas into permanence—from William W. Dodge Jr., suave and handsome architect-silversmith, turning out his incomparable originals in Asheville, to George Bason, retired college professor and engineer, hammering away at the pewter bench of his Chapel Hill workshop. There are artist-craftsmen working alone and adding new elements—like two Charlotteans, Mildred Taylor, with her jewel-like enamels-on-copper, and Bernice West, with her ceramic sculptures.

But in the rugged and beautiful mountains, whole communities follow crafts as their only way of life. Here are both Old and New World crafts, showing sometimes an unbelievable ingenuity in the treatment of native materials. Take "cornshuckery," for instance—the art of turning the lowly corn husk, taken from the patchwork gardens thrown over the hillsides, into a variety of objects, useful or amusing. Bags and pocketbooks are made from corn husks, and sunhats used by beach lollers or cotton pickers; a strong, even cording twisted from corn husks is laced into chair seats and the headboards of beds; the husks are wound or plaited into appealing little figures, crisp corn-husk mothers carrying rustling infants, story-book characters met in the little red schoolhouse, mountain fiddlers and square dancers, and Wise Men from the East.

As in the quaintly humorous corn-husk figures, laughter underlies much

The AMERICAN HOME SCRAPBOOK *for your "Dream Home"*



Here is a beautiful, loose-leaf Portfolio, with covers in four colors (each one different). A convenient and easy way to file all of the fascinating material, photographs and details you will find so helpful in making your "Dream House" a reality!

This Portfolio is large enough to take a full page from The American Home magazine. It is complete with two indexes, printed on inside covers for easy reference; 10 manila index sheets and 10 linen index tabs; and a bright red shoe lace to tie the covers together!

This "Dream House" Portfolio will expand to any size, and will make a handsome addition to your library table. Order it now, and save all the worthwhile material which is appearing in the magazine. Let the Scrapbook make your "Dream Home" come true! In order to get the widest possible distribution, we have priced it at cost, plus mailing expense. Sent postpaid, anywhere in the United States,

For only 35c

Order direct from

THE AMERICAN HOME
251 Fourth Avenue
New York, N. Y.

of the mountain work. These mountain dwellers are satirists with a keen and kind sense of humor. Their rag dolls and their carved dolls are gentle caricatures of themselves and their mountain neighbors, and when they are turned loose on their "whittlin's"—!

The whittlin's are just what the word says—small objects whittled out of native wood with a knife and a viewpoint, sometimes serious, sometimes comical. A mountain boy may carve out a faithful portrait of some animal he has watched for hours around his home or in the woods, or he may mock it slyly. He may make a pair of finely polished, graceful squirrels for bookends, or he may turn out an incredibly self-important duck or a lumbering sow with a rollicking brood.

Ideas come often from surroundings, from some small part of the forests that climb the vast heights. Over and over again the dogwood blossom appears—in a cigarette box from the Biltmore Artisans' Shop, where finely carved furniture is made; in softly glowing pewter from R. S. Morgan's basement workshop near Arden; in the silver jewelry Stuart Nye makes near Asheville; in coverlets, in pottery, in buttons and ornaments. Leaves and acorns, small woodland animals, shy wood flowers—all have left their imprint in designs, while their colors are picked up in dyes and glazes. W. B. Stephens, for instance, experimenting in his stone pottery near Arden, took his "aubergine wine" and his "ancient turquoise" from the Old World, but he must have taken the soft, deep pink that lines his cream or jade ware from mountain flowers, or perhaps from a mountain sunset.

Not always are the designs local. Some of them were brought in with the original English and Scotch-Irish settlers in the mountains—many of them craft families even then. Woven coverlets called "Isle of Patmos" and "Sunlight on the Walls of Troy" must have come, then, along with "Bonaparte's March." Coverlet and quilt designs trace the history of new settlers, too—"Daniel Boone," "Cornwallis' Victory," "Battle of Richmond." Nostalgia shows in "Flowers of Edinburgh," whimsey in "Rich Man's Fancy," "Bachelor's Delight," and "Young Lady's Perplexity." But more picturesque even than "Eight Ways of Contrariness" are names from the new wilderness—"Rattlesnake and Cat Tracks," "Tennessee Trouble" (obviously not so complicated as "Tennessee Trouble in North Carolina") and that woven rhyme, "High Crick's Delight by Day and Night."

The woven goods are the foundation and mainstay of craft work as an industry in the mountains. Weaving is the craft that has revitalized whole communities where families in the little cabins at the end of twisted trails were trying to scrape a living from their uptilted patches of earth cultivated with primitive tools and planted by rule of the moon.

The old crafts, preserved in those cabins through long years of poverty and isolation, often by sheer necessity, were dying out. When a handful of people, late in the last century, became interested in preserving them, they had to comb the mountains for women who could work the looms of their grandmothers and read the old weaving drafts; for "chair-makin'" families, descendants of old-world cabinet-makers; for women who had learned the lore of vegetable dyeing; for basketmakers

Decide to sleep cool this summer

You can beat the heat with Kimsul* Insulation

■ Make sure of cool, restful sleeps this summer this easy and economical way: Install KIMSUL* Insulation in exposed attic walls, ceiling or floor in your home. KIMSUL can be a barrier between you and scorching summer temperatures... can stop up to 80% of the heat that would enter your house through the attic.

Nationally recognized as one of the most efficient insulations known to science, KIMSUL also has exclusive features that assure trouble-free service. KIMSUL installs quickly and easily, and once properly installed it won't sag, sift or pack down within walls because rows of strong stitching run lengthwise through the KIMSUL blanket, giving it adequate support. In addition, KIMSUL is moisture resistant and fire resistant. KIMSUL gives lasting protection against heat and cold.

Mail coupon for complete information.



KIMSUL Insulation is quickly, easily installed in unfinished attic floor—where it stops up to 80% of the heat that could otherwise penetrate there!

And here's how neatly KIMSUL is installed in sloping attic roofs. Stays put, too, once properly installed. Rows of strong stitching run through KIMSUL blanket, prevent sagging, sifting, settling. KIMSUL Insulate your attic now!

KIMSUL INSULATION

KIMBERLY-CLARK CORPORATION
Established 1872 AH-543
Building Insulation Division, Neenah, Wisconsin
Without obligation send me the facts about KIMSUL ATTIC INSULATION and KIMSUL WINDOW INSULATION.

*Name*_____

*KIMSUL (trade-mark) means Kimberly-Clark Insulation

*Address*_____

*City*_____ *State*_____



"CRYSTAL GAZING"
with a 1,000,000-volt eye through 8 inches of steel

At last, engineers have solved the mystery of what goes on *inside* metals! With power to penetrate 8″ of steel, 1,000,000 volt X-Ray machines "expose" any hidden defects . . . permit the *crystals* of the metal to be examined as a physician examines the cells of the human body.

This scientific "crystal gazing" is a vital aid to Delco Appliance's all-out war production. By revealing flaws and providing a guide to repairs, it speeds inspection, insures quality, cuts rejects. It also enables engineers to work out improved casting techniques, and new combinations of elements that result in new metals of far greater strength, lightness and durability.

And this is just the beginning! Even now a *hundred million* volt X-Ray is being built. Imagine how such giants can help Delco Appliance still further increase the efficiency and long life of the new home equipment planned for your post-war living! In the meantime, *"Victory Is Our Business".*

Delco Appliances include Automatic Delco-Heat (oil-coal-gas), Delco Water Systems, Delco-Light Power Plants and Delco-Light Ironclad Batteries.

DELCO APPLIANCE
ROCHESTER, N. Y.
DIVISION of GENERAL MOTORS

During War or Peace DELCO APPLIANCES
Do the Job Better

and cornshuck experts and broom-makers; for men who could forge iron or fire clay and feldspar.

The old ways had to be searched out, like the old ballads and dances; but like the ballads and dances, they were there. Much of the revival was started in connection with schools for mountain children, and here and there directors and mission workers were joined by vacationing artist-craftsmen, until centers of instruction for the outside world as well as for mountain folk began to evolve.

Such a center is the Penland Weavers & Potters, near Spruce Pine. In the winter, sixty-five "weaving families" work in their scattered cabins, using the log buildings of the school as a community center as well as a center of instruction. This summer, for the twelfth time, the Penland School of Handicrafts is training artists, teachers, WPA workers, occupational therapists, and amateurs in the crafts. Mountain experts, side by side with well-known names from Chicago or Florida or New England, teach crafts in surroundings where they are the mainstay of the people.

Centers like Penland have joined in a loose but effective organization known as the Southern Highland Handicraft Guild to preserve the old crafts, to keep standards of modern work high, and to find wider markets than the tourist trade in the Land of the Sky. Handicrafts from these twenty-six groups, ten of them in the North Carolina mountains, are becoming famous.

The schools teach their students not merely to copy the past, but to build on it. In the summer months, the most modern of ideas are blended with the old as craft workers from all over the country meet and learn together. There are places, too, entirely for professionals or dabblers; and over at Black Mountain College, Anni Albers teaches handweaving as a means of improving machine weaving—another link between the old and the new.

Sometimes a mountain craft worker will become famous, like Mrs. Finley Mast, of Valle Crucis, whose work decorates fine colonial rooms throughout the country. Her rugs in "Sun, Moon, and Star" pattern were chosen by Mrs. Woodrow Wilson for her Blue Mountain Room at the White House, where they were used with "Double Chariot Wheel" chair-covers done by an Elkin weaver. But more often the worker is unknown outside his community.

Demands of a widening market have left their mark on handwork, but the polished salad bowls, the cocktail trays, and the hors d'œuvre sets look just a trifle self-conscious among their more rugged neighbors at the oddly uncommercial shops where they are sold. More at home are the Carolina baskets (taken straight from the oriole's nest), the egg-baskets, flat and nearly closed at the top to carry eggs safely on horseback, the honeywax candles in wrought-iron candlesticks, the hearthbrooms with carved rhododendron handles, the andirons and log baskets, the honeycomb counterpanes with tied fringe, and the woven wall hangings and "cow blankets" (called "pretties" by their makers).

There's something about these products of the human hand that is more appealing than the intrinsic value or even the intrinsic beauty warrants. Somehow these independent and democratic people, living life at its simplest, make something the efficient machine can't reproduce. They seem to get something out of their work over and above the meager livelihood they make from it; and, conversely, they seem to put something into it over and above the materials—something warm and human that gives each piece a personality of its own, colored by an Early American tradition of individuality.

How To Have More Room



Without Adding More Space

Is your home *room-poor?* Need more rooms to house a growing family . . . the in-laws . . . or war workers? Right now, you can probably s-t-r-e-t-c-h your present living quarters without adding more space. And you can do it easily—quickly—at low cost—with available materials.

Here's one way . . . Notice how extra space was added with a pre-assembled bay window of beautiful, enduring Ponderosa Pine! This is only one of dozens of ideas you'll find in that helpful booklet "The New Open House."



Here's another—This small room seems as big as all outdoors—thanks to the handsome Ponderosa Pine Window. The New Open House also tells you how to plan double-duty rooms—how to create new rooms in attic or basement.



And for your postwar home—Plan your home of tomorrow to make the *most* of space. Notice how the convenient closets provide additional storage space and permit a recessed dressing table as well. The New Open House has space-saving ideas like this for every room in the home.

INVEST TEN CENTS . . . REAP DIVIDENDS IN 32 PAGES OF IDEAS!



This fully illustrated booklet "The New Open House" contains ideas you need today about increasing living space—shutting off rooms to save fuel—selection of storm sash. It is also full of suggestions for your home of tomorrow. Send 10 cents today for this fully illustrated booklet!

PONDEROSA PINE WOODWORK
Dept. YA-5, 111 W. Washington Street
Chicago, Illinois
Please send me a copy of "The New Open House." I enclose 10c.

Name.....
Address.....
City..... .....*State*.....

Ponderosa Pine
WOODWORK

Navaho Rugs and the Women who weave them

CATHARINE OGLESBY

OUT in the Southwest, sitting on the arid sand beneath the sparse shade of a juniper tree, there's a woman weaving rugs for your home. On the mesa beyond, her children are tending the sheep that provide the wool, and her daughters are gathering the roots and herbs that will bring rich, glowing colors to the strands which her skilled fingers weave into beautiful designs—designs that tell a story of rain clouds over mountains, the vivid flash of summer lightning, fleecy banks of cumulus clouds floating across the blue arc of the skies—emblems of a religion whose believers sincerely cherish this land we all love—America. Let me tell you something about the interesting people who weave rugs that are Americana.

The Navahos live on a plateau near the Colorado River in New Mexico and Arizona. The Sante Fe Railroad will let you off, if you choose to go out to the Indian Country and buy your own rugs at Winslow, Arizona, or Flagstaff, New Mexico. And then you may jog over the roads to the trading posts and to the "hogans," which are their homes.

When you arrive in this Indian country you will wonder where the Navahos live, for you will see no clusters of adobe huts with sociable ladders mounting from roof to roof. Stretching away from your gaze you will see only earth, sagebrush, a turquoise sky bound by a necklace of purple mountains.

The air will be crisp and tangy, the hot sun will be tempered by cool breezes, the scene will be bare but beautiful—fiercely beautiful. And you will sense at once why the people who live here so close to earth and its powerful forces worship nature, reverently, intensely, why they put their trust in the ways of the ancients and keep contact with the great illusions.

In a world tormented by change the Navahos have held to their customs and beliefs closely. Their dress, food, home, religion, industries have remained the same for centuries. They have arrogantly taken and rejected what they chose from the culture patterns of other tribes. Legend says the Navaho came down from the north about a thousand years ago and immediately proceeded to usurp lands, women, crops, sheep, weaving. They consider themselves aristocrats even to the point of calling themselves *diin*, meaning "the people." They are amused by the restlessness of the white man, calling him, with typical caustic wit, *gaa*, meaning "rabbit." As one old chieftain said, "Why move about? I

"This KitchenAid is older than YOU are, dear!"

"And it's still doing dozens of kitchen jobs better than any other mixer. Daddy says it's so well-made that we needn't worry about it failing, now that we can't get another because of the war. Some day, you'll want a KitchenAid of your own."

SO WILL YOU! **KitchenAid is more than an appliance—it's a KITCHEN MACHINE built for lifetime service. When Victory is won it will be a "must buy" for a bond.**

Another K A Product—
Electric Coffee Mill

Save a Bond for a KITCHENAID

THE HOBART MANUFACTURING CO.
TROY, OHIO

Coffee and Cocktail Tables serve so glamorously when you entertain—for drinks, snacks, buffets, or after-dinner coffee. Every day they're so convenient for magazines, flowers, smoking accessories. You'll especially appreciate the smart beauty, fine craftsmanship, enduring qualities for investment of Imperial Tables.
IMPERIAL FURNITURE COMPANY
Grand Rapids, Michigan

Booklet: "How to Use TABLES to Revitalize Your Home" sent for 10c (coin) Write Department A-S.

Imperial Tables
KEEP UP THE AMERICAN WAY OF LIVING

you spend your life sitting in the sun, by the end you will have lived, died, loved and hated. What more is there?"

The sheep belong to the Navaho woman—for in this tribe the woman is the head of the family. She owns the home, the children too. The sheep are a peculiar breed, gift of the Spaniards four hundred years ago; small, hardy, with a less crimpy fleece than the Merino, easier to card and spin. Relatively free from grease, it can be dyed without too great effort, an important consideration in this arid land.

Weaving rugs is the principal source of income for the Navahos. After the shearing the squaw carries on alone: she cards and spins the wool, prepares the dye, chooses the poles and stones to set up the crude upright loom which has not changed in four hundred years. She sets up the warp, creates the design, weaves the rug, carries it to the trader, makes the sale, and invests her profits in food and clothing for her family.

Originally weaving was not a Navaho craft. They learned it from the Hopis, who are the "tailors" for the Indians of the Southwest. When the people learned to weave is not known, but the legend is that the Spider Woman drew some cotton from her side and instructed a squaw to make a loom using all of nature's many treasures.

TODAY THE NAVAHO WOMEN go about weaving a rug much as you go about knitting a sweater. It is a catch-as-catch-can occupation, sandwiched in between cooking, shepherding, child-care and "sings," as their religious services are called.

First, the wool must be "carded" to secure a strong, slender thread.

The ultimate quality of the blanket depends upon the perfection of the yarn. A good spinner is as much admired in Navaho-land as a pretty woman on Fifth Avenue, for spinning is a graceful art.

While the yarn is being spun the work of preparing the dyes is begun. The Navahos are firm believers in signs, charms, spells, even witchcraft. Their traditions are rich in legends of rare beauty and quaintness. The colors they use in their weavings reflect the child-like beliefs of this old race. Red is the color of the sun, warm, vital, life-giving. White is the color of the dawn. Yellow represents the sunset; blue is the color of the south; black is not symbolic of death and despair, as in our culture, but of joy and hope, for it suggests dark clouds heavy with rain that will give life to thirsty crops and arid springs.

Some of the old rugs and blankets are known by the name *bayeta*—an Indian equivalent of the word "baize." They are remarkable for a soft, rose-red color of stained-glass mellowness and brilliance. This beautiful color was obtained by unravelling and then spinning a European flannel, baize. Baize was sold as late as 1920 by the Lorenzo Hubbell Trading Post at Ganado, but it has not been used extensively for nearly thirty years. Now a rose color is obtained from red ocher and a deep cardinal red from ripe prickly pear, a cupful of rock salt, and a handful of barks and roots of the Colorado spruce steeped in a couple of gallons of water.

The Spaniards brought indigo to the southwest and it is treated—it is said secretly—as it was when it arrived in the 16th century. Urine is used as a mordant, but only that of a virgin. (Navahos believe that the urine of an adult will cause the color to fade and streak.) In this mixture the yarn is al-

It's Easy To Buy
*
Live Paint
PROTECTION
with Pittsburgh's Visual Painting Guide

HERE'S HOW IT WORKS

1. Enables you to show the dealer the exact type of surface that you desire to repaint.

2. Shows procedure necessary to follow and specifies materials needed to obtain a perfect job.

3. Shows you the approximate appearance of the finished job.

* **This scientific guide rules out guesswork and uncertainty in paint buying . . . makes it simple for you to get the right *live-paint protection* for every type of surface.**

PITTSBURGH PAINTS are *live* because they are enriched with *"Vitolized Oils."* Instead of soaking deep into the surface beneath, these improved oils remain in the paint film, keeping it LIVE, tough and elastic. Thanks to this extra elasticity, Pittsburgh paints retard cracking, peeling and blistering—give wider coverage—are tougher and wear longer.

Ask your Pittsburgh Paint dealer to show you the Visual Painting Guide which enables you to buy *live-paint* protection like an expert.

Protect the things you own. Paint Protects—Color Cheers



Live Paint Outside
Test shows how ordinary oil (left) does not level out well, leaving "hills and valleys" or brush marks. Film in the valleys is thinner—liable to break down. *"Vitolized Oil"* in Pittsburgh Paint (right) eliminates heavy brush marks, resulting in a uniform film of protection better able to withstand weather wear.

Live Paint Inside
In this test, note how the ordinary oil (left) has been absorbed into the surface below. *"Vitolized Oil"* in Pittsburgh Wallhide (right) remains in the paint film keeping it live and elastic—enabling it to expand and contract. Thus Wallhide resists extremes of heat and cold without breaking down.

PITTSBURGH PAINTS
PITTSBURGH PLATE GLASS COMPANY
PITTSBURGH STANDS FOR QUALITY PAINT AND GLASS

SPRING IS HERE!

Let the Classified help with your Spring cleaning and repairing

You'll find helpful buying information about local tradespeople in the Classified section of your telephone book... what services they render ... what advertised products they sell.

Save time and trouble this way this Spring.



lowed to stand for about 15 days or so.

A blue dye is also made by boiling large quantities of larkspur petals with rock salt. Alfalfa is also used. Yellow is made from the roots of the sorrel and also from the tops of rabbitweed. A beautiful clear dark brown is made by boiling walnut shells; a lighter brown by boiling walnut twigs; a reddish brown by boiling mountain mahogany with branches of juniper and spruce. This color they "fix" with rock salt. The petals of the well-known flower, four-o'clock, are used to produce a beautiful purple, while the parasite mistletoe gives a lovely yellow.

One of the most frequently used colors in Navaho rugs is black—this is really a tannic ink called *Eelgee-Baytah*. Buckskin and leather for bridles and saddles, as well as yarn for weaving, are treated with this dye, which is very arduous to make but which gives a rich, practically indelible black. So the squaw dips her yarn into these colors of earth and sky, of hope and fertility, and prays that her gods may heed.

Now with her yarn carded, spun, dyed, the warp set, it is time to set up the loom; and the squaw, until now calm, methodical, philosophical, becomes as temperamental as a prima donna. Every stick, every stone is examined, rejected, re-examined, selected, then assembled and tested until, with



the aid of homemade rope and stones, the loom stands upright. Weaving now begins—difficult, tedious, slow.

The most precious tool of the weaver is her batten stick. No bride ever cherished her wedding ring more fondly than the Navaho weaver does her batten stick. Generally it is a piece of scrub oak about three feet long and three inches wide with boat-shaped ends and thin edges. The firmness of the rug depends upon the skill with which the batten stick is pressed down on the warp during the weaving. Some weavers prefer the comb—short and heavy—as it does not strain the wool and insures a straight edge. Shuttles are seldom used. Colored threads are wound on twigs into soft little balls and with these the swift brown hands work out the pattern in the weaver's mind—because the Navaho weaver uses neither pattern nor guide.

DESIGNS: This amazing ability to conceive in one's mind the complete plan of a rug down to the last inch of wool—never confused or miscalculated—is one of the most amazing achievements of these weavers. Before she starts to weave and all during the time of weaving, the Navaho holds the complete plan of the rug in her mind and, as they say, "weaves out of her head." Sometimes two or three rugs may be in the making, but she never falters, though illness or household and shepherding duties may retard her work for months.

Designs in Navaho rugs, like those of Parisian couturiers, may change overnight. But in one point they never differ: Navaho designs are simple, economic, dramatic, and they are the same on both sides of the rug. In the past no borders were used. Then it was considered bad luck for the weaver to "weave herself in"; the design of a rug might be elongated but never closed. This superstition, along with others, has been discarded, some few weavers even going so far as actually to weave the *Mei* design—the symbol representing the spirit of the god—into a rug.

Navaho designs may be classified into three groups: 1. Band and stripes; 2. All over designs, such as a large diamond with terraced border repeated over a large surface; 3. Small triangles or parallelograms of many colors.

"WHAT DO THESE DESIGNS MEAN?" That is a constantly repeated question heard wherever Navaho weavings are seen or discussed. A study of Navaho textile designs employed today indicates that they are borrowed from those used in basketry and pottery, older arts than weaving. You see the same squares and diamonds, sometime elongated and sometimes joined in their weavings as on jars or baskets. The Roman cross, the Maltese cross, St. Andrew's cross, and the triangle appear in many ways. Sometimes squares and diamonds have a serrated edge; sometimes they have a lace edge. The battlement design and clusters of round and elongated dots are also introduced. Perhaps the best-known designs are that of terraced clouds and that of the swastika, or "rolling logs in a river." This design, now so familiar in Europe, was in use freely all over America in pre-conquest times. It also appeared among the ancient Mound Builders of Ohio and Tennessee. Undoubtedly it is the oldest cross in existence and was considered as a sign of long life, good fortune, good luck.

The extensive research of the celebrated anthropologist, Dr. Boaz, convinced him that all tribes had names for their designs, usually derived from some familiar object. These names might have been given when the designs were truly pictographic, and there is no proof that the decorations were not copied from nature. Few of them are as clearly defined as the cloud terraces of the Pueblos or the swastika of the Navaho.

As to the religious significance of the symbols, the religious art of the Indians was quite realistic, and few Indians even to this day, will dare to weave the *Mei*, the symbol of their god, into a blanket. Therefore, it is clear that religious symbols stand quite apart from ordinary decoration and that their designs were primarily decorative, though upon them a symbolism was grafted.

I have come to the conclusion, after talking with many who have spent a lifetime studying the Navaho blanket that the true estimate of these designs was given by Father Berard, who said:

"There is no system as to the use of the different figures; i.e. they are not arranged into any kind of hieroglyphic order by which a woman could weave her life's history into the blanket as has been asserted by writers. The Navaho blanket, therefore, is a human document only insofar as it shows the untiring patience and diligence, the exquisite taste and deftness of a semi-barbaric people and the high art and quality of their work, wrought with simple tools and materials."

OLSON for RUGS

Save to 50%



Send us Your OLD RUGS

CARPETS, CLOTHING

We Do the Rest! It's all so easy: your materials will be picked up at your door by Freight or Express at our expense—and a week or two later you can have luxurious, deep-textured Broadloom Rugs woven seamless and . .

Reversible *for* **Double Wear** in sizes up to 16 feet wide, any length.

By the Olson Process we shred, scour, sterilize, merge and reclaim the valuable wools and other materials, steam, picker, card, bleach, re-dye, re-spin and weave into beautiful new Olson Rugs.

Your Choice: 61 Early American, Oriental, 18th Century floral and Leaf designs, Solid colors, Tweed blends.

Factory-to-You Prices

You Risk Nothing By A Trial. We guarantee to satisfy or pay for your materials. Over 2 million customers. Our 69th year. We have no agents.

FREE BOOK in full Colors

Mail coupon or postal for big *Catalog and Decorating Guide* (26 model rooms) and learn how to save up to ½ on rugs.

Chicago New York San Francisco

TEAR OUT--MAIL TO-DAY

OLSON RUG CO., C-73, CHICAGO

Please mail Free Olson Catalog to:—

Name_____

Address_____

Town_____ State_____

© ORC. 1943

The weavings of the Navahos have now progressed to excellent standards. In weavings as well as in wood and metal the patina of time lends added beauty, but you can buy from the Navahos now, for comparatively little money, rugs that rank in beauty with the finest examples of foreign looms.

HOW TO BUY: For your guidance when making selections, you must know that three grades of modern Navaho

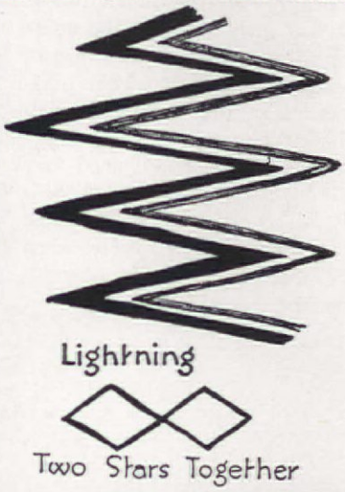

rugs are woven. They are known as common, standard, and extra. The reliable trader will point these out to you. Then you will consider the *straightness* of the rug. It should lie flat on the floor and be of even width. Its edges must be parallel and firm, its colors the same throughout its entire length.

Now hold it up to the light. The web should be of even thickness, the lines of the weaving straight—this indicates well-spun yarns.

Prices vary not only according to size and weight but in consideration of color, design, and style. They are also adjusted to the wholesale price of wool.

Shopping at a gas station when I was out in the Navaho country I got to chatting with the owner, and he pridefully showed me his rugs. "How do you know how to pick good ones?" I asked him. "Trust the Indian," was his prompt and emphatic reply. "If a rug is straight, smooth, and heavy, it's a good rug. These Navahos would no more put bum colors and ugly designs into good wool than I would put a swell paint job on a lousy car. If you want good rugs, my say-so is—trust the Indian."

While you go through piles of rugs seeking the one that you prefer, you may see some minor marks, such as small holes made by the needle, or a tiny ridge made by poles (if the rug is over three feet long) or a thread which returns in its course. These are

Photograph, H. Armstrong Roberts

flaws, assuredly, but they tell a delightfully human story and make for more beauty than does the flawless perfection of the machine. Perhaps the sun, sinking in the west, sent a ray into the eye of the weaver; perhaps a hurt child came to its mother to be comforted; perhaps some weaker muscle in the toil-weary body pleaded for an instant's comfort—and the weaver's fingers faltered in their course. These imperfections are like freckles on the nose of a lovely child. They cause the rug to appeal not only to the intellect and the senses but to your heart. The perfection of the machine thrills the mind; variability of the hand makes captive the heart. The art of the Navaho is vital, sincere, appealing. It is a material expression of their prayer "to make all about me beautiful—in beauty it is finished."

and I promised Mom—

WHO would have thought you'd be a deserter from a dustmop . . . when Mom's counting on you? When your *country's* counting on you? . .

As Mom explained—it's girls like you taking on "homework" who release *a whole army of mothers* for rolling bandages and selling war bonds and driving drill presses.

That's how important you are . . . but look at you now! Wondering why *you're* different from other girls who manage to do their part *every* day of the month.

Because if *they* can whisk through dusting and dishes . . . then dash out for a late "skate-date" so can you!

How? . . . well, why not learn their secret? See for yourself how many girls simply shrug their shoulders and say it's no secret at all . . . it's just that Kotex sanitary napkins give more comfort!

Keep your promises—and your dates!

Actually, it's because Kotex is made to stay soft while wearing . . . a far cry from pads that only feel soft at first touch. None of that snowball sort of softness that packs hard under pressure.

And when you're truly comfortable, your confidence goes zooming! You'll see pesky little worries vanish because Kotex has flat, pressed ends! And remember—no other leading brand offers this patented feature—ends that don't show because they're not stubby.

Then, for your *added* protection, Kotex has a 4-ply safety center. And—no wrong side to cause accidents!

So now you know how to join the Keep-Going Corps. And why more women choose Kotex than all other brands of pads put together!

Keep going in comfort

—with Kotex!

TIPS FOR TEENS! What every girl should know about what to do and not to do on trying days is contained in the bright little booklet "As One Girl To Another". Write today to P. O. Box 3434, Dept. AH-5, Chicago, for a copy FREE!

For Certain Days . . . if you suffer from cramps, try KURB tablets, a Kotex product compounded expressly for relief of periodic discomfort. It merits your confidence. Take only as directed on the package and see how KURBS can help you!

(★T. M. Reg. U. S. Pat. Off.)

More than a fashion, more than a method, Tampax really offers a *new way of life* on those "difficult" days of the month... Perfected by a doctor to be worn internally, Tampax cannot mar a smooth silhouette. There is no harness of belts, pins or pads.

This monthly sanitary protection is thoroughly smart, modern and simple. Compact to carry, quick to change, Tampax helps the war worker, office worker or home worker to be up and doing either daytime or evening . . . You will be delighted with Tampax. You cannot feel it while wearing—and with the dainty applicator your hands need not even touch it!

Tampax is made of pure, long-fiber surgical cotton and comes in 3 different absorbencies, known as Regular, Super and Junior, to meet the varying needs of early days and waning days. Sold at drug stores, notion counters. Introductory package, 20¢. Economy package, four months' average supply. Tampax Incorporated, Palmer, Mass.

3 Absorbencies
REGULAR
SUPER JUNIOR

Guaranteed by Good Housekeeping

Accepted for Advertising by the Journal of the American Medical Association

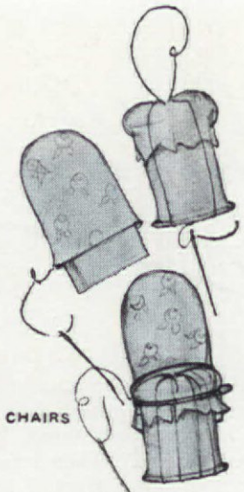



House That Scraps

TO BE sure it's tiny—a true doll's house. But building it was such fun, and the odds-and-ends of things from our desk and bureau drawers proved such good materials that we're passing along our experiences so that you, too, may duplicate our many happy hours!

For house or room construction you'll need four cartons in good condition, roughly 12″ x 14″ or a bit larger, preferably all containers of the same product, for uniformity's sake. Each of these, when





HERE'S A NOVELTY IN HOBBIES
—tiny rooms costing next to nothing

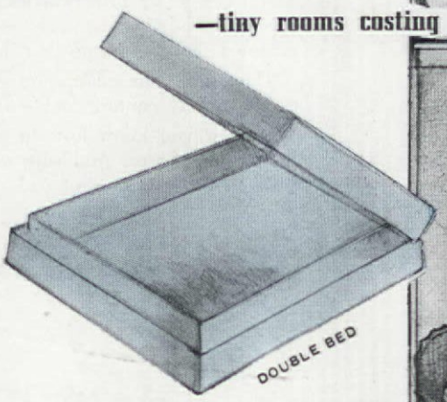

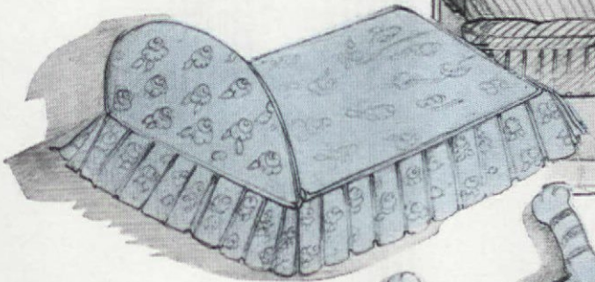



FOUR-ROOM HOUSE

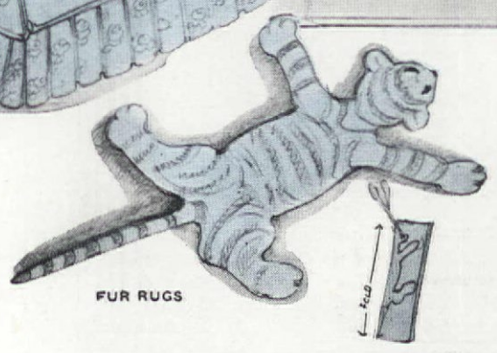

OLIVE P. WRENN

Built

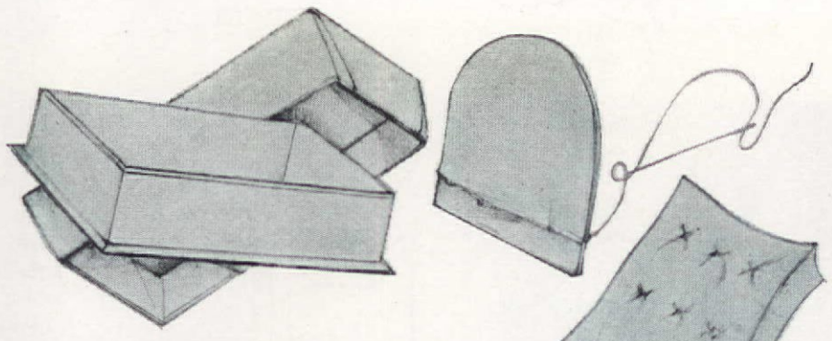

on its long side after the flaps have been neatly cut away, represents an "open front" room. The four can be handled as separate rooms, or assembled in numerous house combinations. Cut doors in the right walls of two, and in the left walls of the others, with windows opposite; this will permit numerous combinations of rooms.

Inside, small-pattern or monotone wallpaper is pasted on walls and ceilings. For windows and to bind rough edges, Cellophane tape is the thing. Two coats of flat white paint finish the exteriors, with dark green, blue, or red gummed tape for the window frames. Colored flower pictures, cut from seed catalogs and pasted around the





SINGLE BEDS

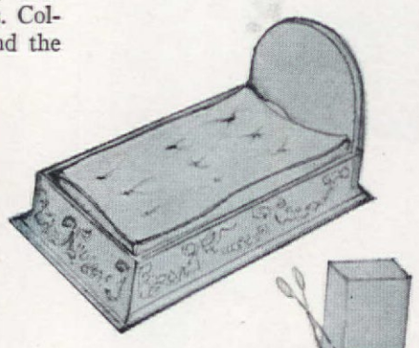



BUREAUS

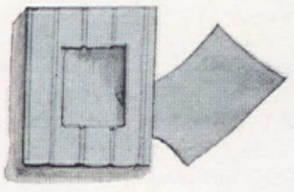

MIRROR

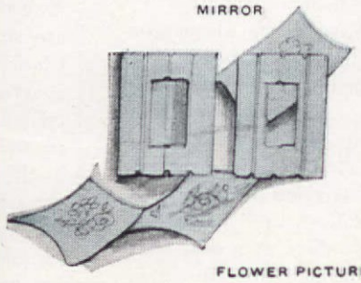

FLOWER PICTURES

BEDSIDE TABLE



SIDE BOARD

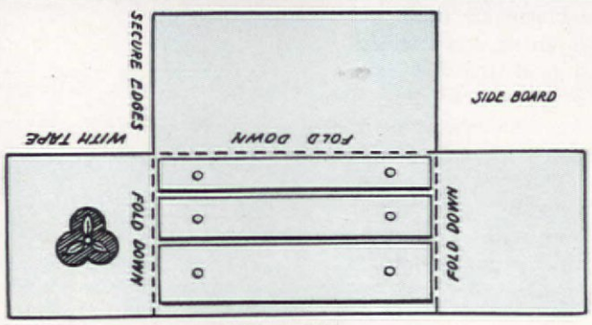



VASES. DISHES. ETC

THEODORE HAVILAND
Fine China

ROSALINDE

CLINTON

Here is china traditionally fine, exquisitely beautiful. But *made to use*, just as frequently as you wish. For this is *vitrified* china, so highly translucent as to appear fragile, yet amazingly strong and durable.

Ask for Theodore Haviland dinnerware. You'll find it at better department stores and jewelers everywhere.

WILTON

APPLE BLOSSOM

Many additional patterns, some in full color, are shown in a booklet "*Fine China—To Have and To Use*". A second booklet, "*Theodore Haviland*—The History of a Name", traces the romantic history of this china. You may obtain both of these by sending 10c to cover mailing costs.

THEODORE HAVILAND & CO.
Incorporated
26 West 23rd St. Merchandise Mart
NEW YORK CHICAGO



In the **THICK OF THE FIGHT** *—your local merchant!*

Plagued by shortages and ceilings, by rationing and delivery problems, your local merchant finds himself "the man in the middle." Give him your cooperation by shopping in the early days of the week . . . making one trip do the work of several . . . and by keeping your good humor despite wartime inconveniences.

"The merchant of security" —the man who represents Mutual Life in your community—is also earnestly continuing his efforts to serve you in the face of rubber and gas handicaps. By special training and experience he is qualified to bring you the comfort of family protection through a sound life insurance plan.

So when next he phones or calls for an appointment, give him a hearing, because he cannot make extra calls now. He brings timely news of Mutual Life's 4 new, "premium-saver" policies for husbands and fathers — like you — who want insurance safety at a cost that leaves cash for War Bonds.

Write today for this free Booklet *It explains how life insurance can give your children a fair start, free your widow from the burden of a mortgage—meet many other vital needs. Ask for Booklet A-7.*

WHAT $10 A MONTH IN PREMIUMS CAN DO TODAY

NAME_____

ADDRESS_____

THE MUTUAL LIFE

INSURANCE COMPANY of NEW YORK

"First in America" Lewis W. Douglas, *President*

1843..OUR 100th ANNIVERSARY YEAR..1943

34 NASSAU STREET · NEW YORK CITY

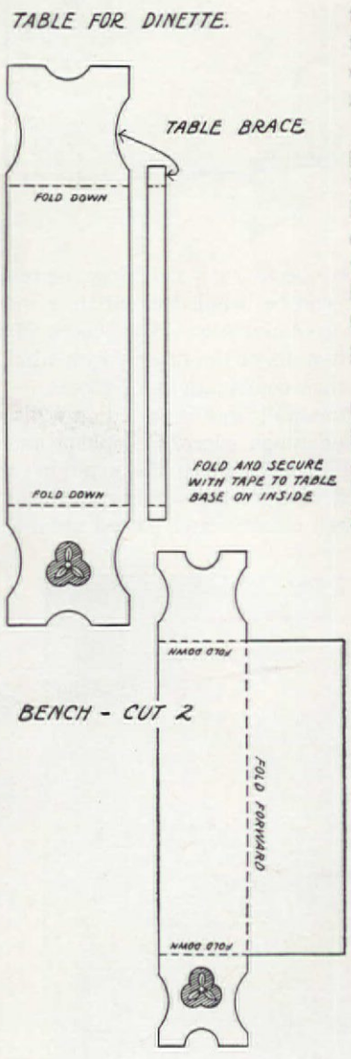

base, will make a gay little garden.

In furnishing, experiment until you find the proper scale, and then stick to it! Dainty but inexpensive handkerchiefs glued to cardboard "rods" at the top make delightful sash curtains, and draperies can be of the same material used on chairs, bedspreads, etc. Tweed samples, woolens, duvetine are some of the rug possibilities. Chairs? Why, they're spools with covered cardboard backs pasted on and padded seats; fringe or pleated ruffles finish them as well as the stools, which are made from the cardboard rolls of small darning balls, padded and covered. And the beds are fashioned from the bottom sections of cardboard or cigarette boxes with headboards glued on, painted, and decorated.

You'll find, too, that a perfume box top cut down one third and painted with watercolor produces a perfectly good bureau—especially with a mirror consisting of tin foil mounted under a frame of clear corrugated paper from a candy box. Or maybe you'd prefer a little vanity case mirror pasted on the wall. This same candy-box paper is grand for mats on pictures made from tiny sections of flower catalog illustrations, as well as to roll into a cylinder, with a circular top, for a bedside table.

In our case, we're especially proud of the dining-room furniture, built entirely of ordinary brown corrugated cardboard, the carving simulated by sketching with a darker brown pencil. We bound the edges and joints with Cellophane tape, and it's really pretty grand!

No, we didn't make the clock or the piano in the living room—they came from the dime store. But that didn't lessen the fun the whole thing gave us—as it will to you when you start yours!

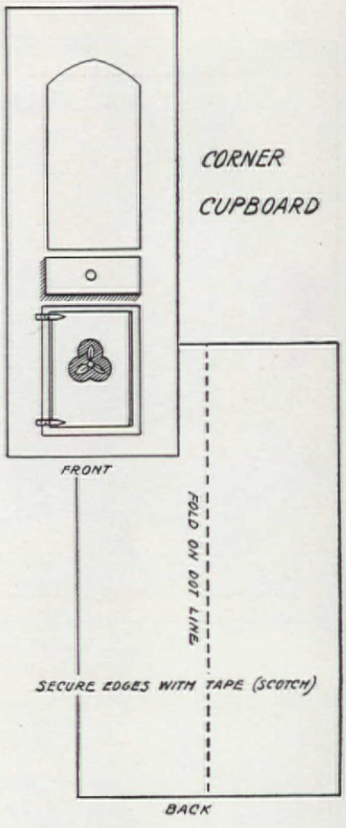

TOP AND SHELVES FOR CORNER CUPBOARD JOIN SHELVES TO BACK BEFORE ATTACHING FRONT OF CUPBOARD.

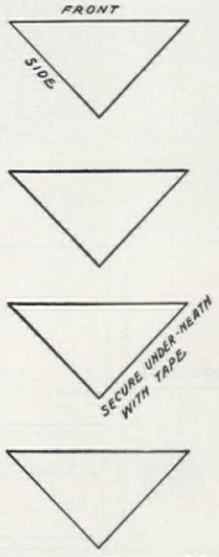

If you'll can what we can't this summer— you'll eat a whole lot better this winter!

It's the only way to be sure of all the fruit your family will want. And now is the time to get ready.

Much as we'd like to save you this hot, hard work—we simply can't do the whole job this year. And we want you to know why.

Already, the government has spoken for more than half of the fruits and vegetables to be packed by commercial canners this summer—Del Monte, and every other brand.

That's why every bit of usable surplus ground should be planted to the limit with vegetables — why all the surplus fruit from every tree, every bush, every vine, should be saved this year!

Of course, it would be easier if you could order all the Del Monte Fruits and Vegetables you want — as you did before the war, and as you'll do again when peace brings plenty.

But this is an emergency!

And even if you don't match Del Monte's wide variety and uniform quality in the fruit you put up—what of it? You'll have extra fruit—and you'll want every quart of it!

Another point, too! When you buy canned fruits and vegetables — remember, your grocer's job is harder now than ever.

To make the most of your canned food ration "points," plan meals ahead. Shop early in the week and during the lighter shopping hours.

If you'll do *your* part, you'll help your family, your grocer, your country—and yourself!

Remember—your ration book should buy quality as well as quantity!

These days, it's more important than ever to get a brand you know and like. So look for Del Monte first. Remember, too, one Del Monte Food can often serve for another in the same food group. Learn to "switch and swap." Enjoy the convenience and variety of Del Monte whenever you can!

Keep this Canning Calendar handy!

Here are some of the fruits you'll want to put up this summer and when available, taking the country as a whole. Ask your grocer to let you know when each one is most plentiful and reasonable in your own locality.

FRUITS	MAY	JUN	JUL	AUG	SEP
Apples				○	◌
Apricots		○	◌	○	
Berries (except strawberries)		○	◌	○	
Cherries		○	◌	○	
Peaches		○	◌	◌	○
Pears				◌	◌
Plums		○	○	◌	◌
Rhubarb	◌	◌	◌		
Strawberries	◌	◌	◌		

○ Near peak season. ◌ Peak season.

CAUTION: Fruits, because of their acidic nature, are relatively easy to can at home. But all classes of non-acid foods, including most vegetables, require special care and special equipment for sterilization. Don't can *any* product unless you follow approved methods exactly. For official instructions send 10¢ to Supt. of Documents, Washington, D. C., and get USDA Home Canning Bulletin No. 1762, or consult your State University or County Extension Service.

OF COURSE YOU CAN STILL GET MANY

Del Monte Foods

TAKE THE VARIETIES YOUR GROCER HAS—

"FILL IN" WITH THE FOODS YOU GROW AND CAN AT HOME

Now...When Lasting Quality Comes First
Be Sure You Get Imperial

NEW SPRING Imperial papers are now available ... in such marvelous variety you'll easily select a pattern ... with the same "color-recipe" as *your* furnishings. Choose a paper that repeats the colors of your rug, draperies, and furniture. You'll be amazed at the result. It will give your room the fresh, new, *planned* look that only wallpaper, with its combination of design and color, can provide.

And especially this year, choose Imperial for real economy. Its colorful beauty will *last* because it's Color-Locked* to insure guaranteed washability and light-resistance. But, be *sure* you get genuine Imperial *Washable* Wallpapers, identified in sample books by the famous silver label.

***COLOR-LOCKED** . . . an exclusive Imperial process by virtue of which all Imperial *Washable* Wallpapers are guaranteed for 3 years from date of hanging to withstand room exposure without fading and to clean satisfactorily in accordance with the instructions included in every roll. Should any Imperial *Washable* Wallpaper fail in these respects, it will be replaced without charge.

Copr. 1943—Imperial Paper and Color Corp.

FREE ADVICE ON ROOMS

NEW BOOK OF IDEAS!

Send only 10¢ to get Jean McLain's new book . . . full of decorating ideas and pictures (check space below). For her FREE individual advice, give information requested in this coupon. She will also send you samples and tell where to buy Imperial *Washable* Wallpapers.

To receive Jean McLain's Book, "Decorating Ideas from Jean McLain's Notebook," enclose 10¢. ☐

Address: JEAN McLAIN, Dept. A-35, Imperial Paper and Color Corporation, Glens Falls, N. Y.

Give this information for every room

Type of Room _____ _____
Size (Dimensions) _____ _____
Exposure _____ _____
Type of Furniture _____ _____
Color Scheme Preferred _____ _____
Name _____
Address _____
City _____ State _____



Painted-on wall brackets, and an attic is transformed

Presto—Chango!



Ideas and sketches by IMOGEN BOWERS GROCHELLE

MAYBE you haven't realized it, but artists frequently fall back on fooling the eye with painted perspectives, and you can follow their example in redoing a room without lifting a hammer. For instance, you could transform that dismal attic window into a pseudo-cottage exterior. Your patterns are a barrel stave for the window awning curves, a cookie cutter for the flower outline, a whisk-broom for the awning tassels, and a broiler grill for the shutters. Add a rainbarrel seat and you have a perfect setting. Or do you have fine old plates to be displayed, which by themselves are not properly set off against a plain wall? Paint wall cabinets behind them, using one quarter of the curve of a dishpan to outline the lattice-work footing. If three doors in a row disfigure a wall, turn one of them into a built-in cabinet. Use books, plates, and candlesticks to trace the designs, and a ruler for the grilled lower partition. Expense negligible; no priorities involved.



If three doors disfigure a wall, paint one to look like a cabinet

How to do Wartime Redecorating

AT AMAZING LOW COST

A NEW PAINT DISCOVERY

SPRED is a concentrated paste that mixes with water to produce durable, washable paint

MADE FROM SOY BEANS

SPRED is an alpha-protein product developed in the famous Time-Tested Laboratories

If your painter has gone to war... use SPRED yourself... one coat covers!

SPRED is the easiest-to-use paint that science has ever produced. No other paint in the world has the SPRED formula. It enables you—or your painter—to achieve lovely decorating results in remarkably fast time, and at minimum expense.

Easily, Quickly Applied. SPRED is smooth-flowing, fast-leveling—leaves no brushmarks. There is none of the bother and mess of ordinary painting.

Covers with One Coat. SPRED possesses remarkable "hiding" qualities. One coat is usually enough over wallpaper, plaster, woodwork, wallboard, and in most cases even over brick, tile and concrete.

Dries in ½ Hour—No "After" Odor. Thirty minutes after the last brushstroke, rooms can be occupied. No airing necessary—because SPRED leaves no "painty" after-odor.

Truly Washable. SPRED is durable! Wipe it with a damp cloth or use soap and water and a SPRED finish looks like new again. And its smoother surface stays clean longer.

Economical to Use. A gallon of SPRED mixed with a half gallon of water makes enough paint for an average-size room. SPRED costs only . . . **$2.98 A GALLON** *{Slightly higher in Rocky Mt. Area}*

SPRED is now on demonstration by dealers handling these paints } Glidden • Heath & Milligan • Adams & Elting • Climatic • Campbell • T. L. Blood • Royal • Forest City • Billings-Chapin

SPRED and "COLOR FOR AMERICA" assure you a beautiful decorating job!

If you want to see how SPRED will look in your own home, ask your TIME-TESTED dealer to show you his "Color for America" Book. It contains many pages showing rooms in all types of homes decorated in SPRED'S wide range of color harmonies. You can instantly select color schemes to suit your tastes and to match your home furnishings. Your TIME-TESTED paint dealer will gladly loan you a copy to take home.

NOT their Dream House—

Photographs, John H. Wade

Fourth in Our Series

THE COLNIKS, of Milwaukee, Wis.

ETHYL PINE VAN HERCKE

FOR several years Miss Gretchen Colnik has been teaching Milwaukee women, and those from the suburbs of Shorewood, Whitefish Bay, and Wauwatosa, Wisconsin, to make the most of what they have. Most of these five hundred women have to be content with remodeling instead of building new homes. Most of them are seeking ways to make home life happy, in spite of sons and daughters at war, in spite of high living costs. Miss Colnik shows them how to make slipcovers, draperies, and lampshades, and is constantly seeking new and practical ideas that her students can use in their own homes. However, it isn't easy to explain the dramatic results they can achieve with vivid colors, subtle backgrounds, plus careful selection and manipulation of materials at low cost—it is the actual *doing* that counts!

When her father's ornamental iron business began to suffer from defense restrictions, Miss Colnik wanted to cut corners—eliminate car expense and unnecessary wear on tires. Rents were increasing, and with taxes and expenses mounting, the five vacant rooms above her father's shop in the downtown district were a possible solution. Yes, she decided, they would give up their apartment on Wisconsin Avenue. It would be a patriotic and economical move. Furthermore, here was the op-



The Wauwatosa, Wisconsin, class in "Design for Living" conducted by Miss Colnik includes 500 Milwaukee, Shorewood, White Fish Bay, and Wauwatosa women

but they're doing very nicely THANK YOU!

portunity to put into practise some of the principles she had been teaching.

Every day brides were leaving her classes to go to the four corners of the earth to make homes for their men in the army, navy, and air corps. She wanted their apartments and small houses to be as dramatic and exciting as their lives were bound to be. She believed that American homes should reflect the valiant spirit of the women who are determined to make their homes cheerful, in spite of low income, in spite of war. This home would sing to those who marched away, and it would welcome those who came back. So, the Colniks surveyed their problems and promptly went to work.

The exterior of the old red-brick house needed a face-lifting—something that would set it apart from the surrounding tenements. Therefore, it was painted black with a white trim.

Then began the *real* work—the interior. The old brick fireplace lacked character. The dining room walls, paneled according to the custom of a decade ago, were in good condition, but the ceiling had a prominent crack which filler and paint could not disguise, and the imitation fumed oak woodwork was discouragingly dingy. The hall and five rooms looked desperately run down at the heels after five years of vacancy.

At last a budget painter was found who would work under supervision. Donning her gayest smock, Miss C. went to work. The dark woodwork, the dining-room walls, panels and all, were painted chartreuse green with inexpensive flat

How to store your blankets safely!

There are new Chatham blankets available for you, but because Chatham's first job is to make blankets for the armed forces, consumer supplies are limited. So it's more important than ever to take good care of the blankets you have. Here are a few tips to follow when you put your blankets away for the summer:

1 If you send your blankets to a laundry or have them dry cleaned, be sure you choose a reputable company, preferably one which specializes in blanket care.

2 If you wash them, be careful. Use mild soap chips or flakes, lukewarm water. Never rub blankets. Rinse them three times. If you use a washing machine, wash each blanket alone, never over 3 minutes.

3 To dry, squeeze gently, never twist. Then hang blankets over line in shade and let drip. Don't use clothespins. Shake often.

4 When blankets are dry, raise nap with a soft brush. Press bindings with warm iron. Immediately cover blankets with paradichlorbenzene flakes or moth balls. Then wrap and re-wrap in heavy paper, seal all openings. Store in chest, trunk or drawer that is kept closed.

★ If you need a new blanket, be sure to see the Chatham Stanley, Sutton or Airloom. These blankets, priced from about $5.00 to $8.00, carry the Chatham Informative Label, which gives all the facts and is your unfailing guide to a better blanket buy.



Chatham Blankets

"THE AMERICAN STANDARD FOR BEDTIME COMFORT"

Chatham Mfg. Co., Elkin, N. C.

ARMY E NAVY

paint, and the bricks of the fireplace were painted to match. The magic of the paint brush is unbelievable! Result is ultra-modern.

To add dash to the living room, a scalloped wallpaper border of wide white and red candy stripes was pasted along the top of the walls. But the real inspiration for this room came when a remnant of red and white sailcloth was found which would slip-cover the sectional sofa. The wallpaper border cost sixty cents, the slip-cover material $5.70—a small price for all this gaiety! Guests oh and ah!

Oyster-white homespun draperies with cinnabar cotton corduroy swags (left over from the dining-room draperies) make the long living-room windows seem shorter, as well as tying the living and dining rooms together. The thirteen yards of homespun were a bargain at $9 and give the room unity.

Two large, dark-green Chinese pottery figures were wired into lamps and used on the mahogany tier tables which stand between the sections of the sofa. Two rows of oyster white fringe were pasted over old paper shades—cost, eighty cents plus time and energy. The lamp bases were in the collection of Chinese accessories which Miss Colnik has been acquiring and cherishing since the days of her childhood.

Converting the old-fashioned built-in oak buffet into a modern breakfront in the dining room was as simple as A-B-C. The carpenter charged five dollars for remodeling the doors and re-spacing the shelves; the Regency brass grillwork and the brass knobs cost another five. The mirror, shelves,

and inside walls are painted cinnabar red to match the dining-room draw-curtains of cotton corduroy, which cost $8.75 for twenty yards, flaws and all. Mental agility counts for more than actual outlay in cash. Especially is this true in the case of the dining-room ceiling, where a small, twisting-clover-patterned wallpaper covers the ceiling and incidentally conceals that disconcerting crack. The figured paper is dropped onto the sidewall to the usual eighteen-inch depth—very perky with that chartreuse painted wall!

Oh, yes, they painted right over the old buffet mirror, which was left in the wall. Potted plants and green venetian blinds help to block out neighboring tenements, and after arranging the Chinese figures and bric-a-brac the effect is harmonious and interesting.

Two mahogany Regency chairs, upholstered in white muslin, were bought for $6 each. Two remnants of brocade from an upholstery shop cost $1. Two matching chairs in the bedroom are brought into the dining room when there are more guests than there are chairs.

In the bay window at the end of the dining room a small Victorian table with a circle of plywood nailed to its top boasts a bottle-green circular cover reaching the floor. Fringed with white, it is inexpensive and dramatic. (The plywood for the table-top cost ten cents!) There's a Cogswell chair and an ottoman slip-covered in the same plain green material; narrow white fringe accentuates its simplicity. To complete the ensemble the table lamp has a shade of green cotton with white border. The group required fifteen yards of fringe at 5¢ per yard from the five-and-ten. The plain bottle-green self-stripe cotton, practical and pretty, cost $6.75.

Another upholstered chair in the dining room is slip-covered in washable white chintz flaunting gay red roses. The small floor lamp, retrieved from the attic, wears a new coat of gold paint and a gold paper shade. Paint and paper cost 20¢ at the dime store.

The Duncan Pfyfe dining table with drop leaves is placed against

Is Your Copy Late?

All our transportation systems are overloaded today. Many post offices are short of help. These things may make for delay in receiving your copy either by subscription or on the newsstands. So, please be patient. Copies are shipped on time but no publisher can guarantee delivery on schedule.

$1,000 War Bond

A ~~PENNY~~ FOR YOUR THOUGHTS

49 Other War Savings Prizes for Letters about Your Home

All of us today are gladly doing without things we would like to have. That's a necessary part of winning the war.

But there's nothing to stop you from dreaming. And it's the things you're dreaming of today that smart manufacturers will make tomorrow—and, in making them, make plenty of jobs.

So we, as manufacturers of Alexander Smith Rugs and Carpets, would like to know about your dreams for the future. To make it worth your while to put them on paper, we offer 50 prizes in U. S. War Bonds and Savings Stamps, plus special monthly prizes, for the most interesting and complete letters on the subject:

"How We Hope TO FIX UP OUR HOME AFTER THE WAR"

Here's How Easy it is to Win a Prize in This Contest

Look about your own home (or the home where you are living if you haven't yet set up housekeeping). Ask yourself if it's just the way you would like to have it after the war. Is it comfortable enough? Is it as easy to take care of as you would like? Is it as attractive as you would like it for yourself, for friends, for children?

If not, and if you have the money to spare after the war, what would you do to make a home just as you want it? Larger rooms or smaller ones? Would you try to do over inexpensively by changing the colors? Or would you want new things throughout? What about your carpets and rugs? Would you want new ones? If so, what kind? Any particular color? Plain or figured? What about bedroom carpet? Would you aim toward any particular style or period in your decorative scheme? Have you seen, or heard of, or thought of any new ideas you would like to have in your home?

Just put in a letter, in your own words, the way you would like to change things. You will not only have fun doing it but may also win a valuable prize.

If You Need a Rug NOW—

don't hesitate to buy one. You're not meant to go without one or to keep on with one that's dingy and threadbare. We can't make nearly as many, or as wide a choice, as we usually do because our looms and our people are heavily engaged in war work. But we're making the pick of the best patterns and colors and Alexander Smith dealers still have good selections. So do just as you would have done last year. Go to your favorite store and ask to see their Alexander Smith Floor-Plan Rugs (sizes to fit) and their Alexander Smith Broadloom Carpets. Both are, as always, in *Tru-Tone* colors. Alexander Smith & Sons Carpet Co., Yonkers, N. Y.

ALEXANDER SMITH FLOOR-PLAN RUGS

"Nearly Right Won't Do"

PRIZES

1st Prize	$1000 War Bond
2nd Prize	$500 War Bond
3rd Prize	$100 War Bond
4th to 10th incl. . . .	$50 War Bond
11th to 20th incl. . .	$25 War Bond
21st to 50th incl. . .	$10 in War Savings Stamps

Also: *Extra* monthly and local store prizes: See below.

HERE ARE THE EASY CONTEST RULES

1. Write a letter to Alexander Smith & Sons Carpet Co., Yonkers, New York on the subject: "How we hope to fix up our home after the war." Confine your letter to the interior (furnishings and decoration).
2. Mail to the above address, or to any store holding the same contest in your vicinity, at any time before midnight, October 31, 1943. *All* letters so received will be considered *both* for the final contest *and* for monthly prizes for the month in which they were mailed.
3. Letters may be any length you wish but no special consideration will be given long ones. You may submit as many entries as you wish. Do not submit sketches. None will be submitted to the judges. Illustrations or clippings from newspapers or magazines may be submitted.
4. All winners of both monthly and final contests will be notified by mail and all names of winners will be published in February 1944 issue of House Beautiful Magazine.
5. Any resident of the United States may compete except employees of Alexander Smith & Sons Carpet Co., their advertising agency and their families.
6. Entries will be judged for their interest and completeness. The judges, whose decision will be final, will be guided by an analysis of the entries to be made by Crossley, Inc., well known research firm. Duplicate prizes will be awarded in case of ties. No entries will be returned. Letters become the property of Alexander Smith & Sons Carpet Co.

EXTRA: *Monthly and Local Store Prizes*

In addition to the prizes above, there will be three monthly prizes of $100, $50 and $25 War Bonds for the best three letters received each month from May to October inclusive. *Also* various stores that sell Alexander Smith Rugs and Carpets are holding the same contest locally with their own set of *local* prizes. If you see such a local announcement, submit your answer *through* your store. You will have the same chance for one of the national prizes and an *extra* chance to be one of the local winners.

Maybe it seems a bit "previous" —but right now really *is* the time to have your heating plant serviced...mechanics will be a lot scarcer, *and busier,* next fall. No matter what furnace or fuel you're using...to avoid possible service headaches later on, call your local G-E Dealer today!

Also our 40 page booklet, "Tips on Fuel Conservation," can be mighty helpful to you, now and later. For free copy, address General Electric Company, Heating Division 3125, Bloomfield, New Jersey.

GENERAL ELECTRIC

the wall when not in use. For teas there is a scintillating cloth of silver. The cost? A few cents from an art and window display shop.

The downstairs foyer is papered in a non-fading black-and-white stripe paper. A black-and-white marble-top table of ornamental iron with matching mirror is near the door. Venus de Milo, in plaster of Paris, has been in the family a long time. Pine and fir nestle in her shoulders in winter, flowers in summer, as if she were a woodsprite.

The mauve and pink bedroom is proof that subtle harmony and a really feminine background can be achieved more effectively with dashing wallpapers and simple furnishings than with frills and furbelows. With huge pink roses in the wallpaper as foils for the mahogany highboy and dresser, this room is by far the most dramatic and glamorous. The old iron bed, with its head and foot sawed off, is simply disguised with a pink quilted Glowsheen spread, scalloped at the top, with a deep flounce of plain pink. Fringed swags at the windows are of pink cotton net. Another skirted circular table—this time it's Glowsheen with mauve and pink roses—wears a long fringe of white cotton.

Plain gray rugs from bargain basements (bought before the war) are used in the living, dining,

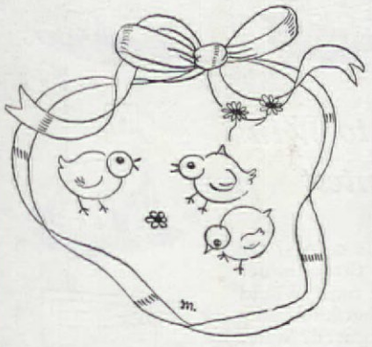

and bedrooms. Instead of sanding the floors they were stained a dark brown and waxed. The draperies, slip-covers, bedspreads, and lamp shades are homemade ideas worth simulating. Much of the wallpapering was done without the aid of a professional. Paint was tried out on small boards in the evening and allowed to dry thoroughly before proceeding with the actual work on the following day. Wet paints are always misleading. It is better to try them out before undertaking the entire room.

Now to the Swedish kitchen! The creative impulse here came from two large straw angels which came from Stockholm. Gaily costumed boys and girls dancing all over the Swedish modern wallpaper is assurance that cooking here is fun. Figures cut from the wallpaper and pasted on cupboard doors make simple but attractive decorations at no additional cost. Bleaching the old mission fumed-oak breakfast set and buffet gives the kitchen a modern feeling. Inexpensive striped percale draw curtains at the large window open the view to the adjoining roof-top.

No new materials were purchased for the second bedroom. The wallpaper is green striped and the bedspread and draperies are of India print. The cost of the wallpaper for this room is included in the totals.

REPAIR... PROTECT... PRESERVE Your Home!

Neglect of minor repairs may develop into major needs that cannot be satisfied later. A leaky roof may permit framework of the house itself to rot. Roofing is, therefore, more than a protection against weather — it also guards the life of the structure underneath.

Of equal importance to making repairs promptly is the need to use dependable, long-life

Carey

LOW UPKEEP PRODUCTS

● CAREY ROCK WOOL INSULATION will safeguard the health of your family on a reduced fuel supply. Cuts fuel consumption up to 30%; pays for itself. Easily and economically installed in old homes.

● CAREY ROOFS — When your home needs a new roof, get the most for your money by reroofing with Carey Asphalt Shingles or firesafe, Careystone Asbestos-Cement Shingles.

● CAREY-STONE SIDING — If new siding is needed, use fireproof Careystone made from asbestos and cement. It is weatherproof, wearproof and minimizes upkeep.

Write today for interesting book.

THE PHILIP CAREY MFG. CO.

Dependable Products Since 1873

Lockland, CINCINNATI, OHIO

In Canada: The Philip Carey Co., Ltd. Office and Factory: Lennoxville, P.Q.

Living Room

Candy-stripe border	$ .60
Candy-stripe slip-cover	5.70
Fringe for lamp	.80
Chinese wallpaper for screen	2.00
Homespun draperies, 13 yards	9.00
	$18.10

Dining Room

Breakfront—grille and labor	$10.00
Floor lamp—gold paint and gold paper	.20
Cloth for table	.79
Fringe—15 yards for lamp chair and ottoman	.75
Wide fringe for circular table	2.00
Scrap plywood for circular table top	.10
2 Chair-seats (brocade)	1.00
Green Cotton—9 yards, self-stripe	6.75
Cinnabar red cotton draperies—15 yards (damaged)	8.75
3 Venetian blinds at $2.95	8.85
2 Chairs, mahogany (muslin covers)	12.00
	$51.19

Bedroom

2 Chairs, mahogany	$12.00
Samples brocade	1.00
3 yards Glowsheen (rose & white)	1.50
Remnant fringe	.40
Dye for swags	.10
Screen (made from shutters)—paint	.75
Table (second-hand)	.50
Plywood circle	.10
Blue chair, from Goodwill	1.00
	$17.35

Paint, Paper, Fixtures

Wallpaper	$ 24.60
Paint, labor	46.30
Varnish, wax	5.50
Bath fixtures and sink installed	164.00
	$240.40

Totals

Dining room	$ 51.19
Living room	18.10
Hall—Venetian blind	2.95
Bedroom	17.35
Kitchen	7.64
Linoleum—kitchen, bath (end roll)	14.00
	$110.23
Paint, fixtures	240.40
	$350.63

Doing it was fun and exciting, too. The startling dramatic effects were achieved by careful buying

ODAY, MORE THAN EVER PRICELESS POSSESSION

You, who already own a Winter Musette, or by taking prompt action are able to purchase one of these fine instruments, are indeed fortunate—for neither the Musette nor any other make of piano is being manufactured in this country today.

However, you can rest assured that after Victory, Winter & Company's skilled craftsmen will again be devoting their talents to "the peaceful arts" . . . and the Musette will again be available.

Winter & Company NEW YORK Musette

Tomorrow's Homes WILL BE HOMASOTE Precision-Built HOMES

NY SIZE – ANY TYPE – ANYWHERE

OUR SAVINGS IN WAR BONDS CAN BUY YOUR HOMASOTE HOME

Today, we're filling war orders. Tomorrow—we'll have an important announcement for home owners. May we put you on our mailing list?

HOMASOTE COMPANY TRENTON, N. J.

and long range planning. That simple device of picking up a gay color in one room and carrying it over into the adjoining one dramatizes the entire home.

The Colniks were paying $65 per month before they tackled this. They were unable to rent the rooms above the shop at $35, heated. Now, with an actual outlay of $350, they have a cheerful, attractive home. Ten months in the Wisconsin Avenue apartment would have cost $650. Not hard to figure out what they saved!

H. E. Marsden

REMEMBER how, according to Charles Lamb, the virtues of roast pig were discovered when the house burnt down, doing the family porker to a nice turn in the burning? Well, it was in just about that way that I discovered a new and, it seems to me, miraculous household cleaner.

It all happened while I was brushing a casein cold water paint on the bathroom wall. Being an amateur at the business, I let some of the paint dribble onto the floor. Hastily I mopped it up, only to see the linoleum shine like new. Of course, I grumbled, it would be dull again when it dried. But it wasn't. It shone! Furthermore, it dried almost instantly. Some of the paint had dribbled into the tub, too, glory be, and the shine on that when I'd wiped off the paint was like that you see in the catalogues, but never, at least in our hard-water territory, on the real article.

Well! Well! I tried out the paint on the stove and refrigerator, on mirrors and painted woodwork, on bathroom and kitchen plumbing fixtures. And it worked!

I buy white casein paste paint which comes in five-pound packages, and mix only a small amount at a time, for if allowed to stand too long the mixture will eventually crust. The paint also comes in powdered form, which is just as effective, either by sifting from a shaker or mixing as I do the paste.

—RUBY A. WILEY

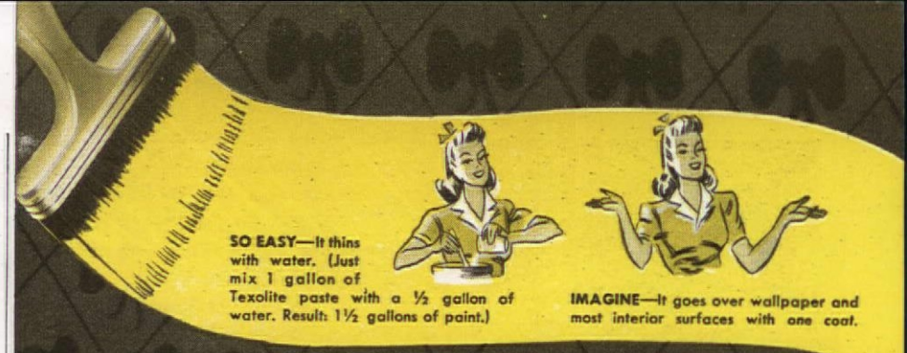

PAINT OVER WALLPAPER

JUST MIX WITH WATER—ONE GALLON ($2.75*) COVERS THE AVERAGE ROOM 14 FT. x 12 FT. x 8 FT.

AND MOST INTERIOR SURFACES WITH ONE COAT—DRIES NORMALLY IN ONE HOUR—ROOMS OCCUPIED SAME DAY

TEXOLITE

THE NEW *Magic* WATER-THINNED PAINT

USG UNITED STATES GYPSUM

This famous trademark identifies products of United States Gypsum Company — where for 40 years research has developed better, safer building materials

PAINT • PLASTER • LATH • WALLBOARD • INSULATION • ROOFING

Life is Not a Bowl

BE YOUR OWN HANDYMAN . . . BE YOUR OWN DECORATOR



OF COURSE, you can use it as it is. There's always the war to use as an alibi, the impossibility of getting a handyman, carpenter, or upholsterer. And you'll fool some people into thinking it's downright patriotism—but you won't fool *many* people, because they'll know that living drably is neither patriotic nor necessary. In our most profligate days, spending was not synonymous with chic or gaiety. But work—*there's* an important ingredient that's always been indispensable!

Perhaps you never thought you'd treasure that old upright—if you want a piano, that's what you'll have to do, though! You can't buy a new one, you *can* go on using it as is, *but* here's **EDNA NELSON'S** slick idea: recess it between shelves of books. The keyboard should be flush with the shelves of the bookcases. Doors can be added below the shelves—whoever has had too many cupboards? That blank upper part of the piano can be completely modernized by a piece of mirror cut to fit, or with interesting prints applied to its surface.

Sketch, Walter Duehr

• Sure, sure—you can go right on with that tired day-bed and those seen-better-days draperies. But *why?* The handsome "after"

Let your light shine up —not down, and give it a dash of background

The whole room was depressing because of the dark effect of massive bric

# of Cherries, So-o-o

. . . BE ANYTHING BUT A CIVILIAN WHO BOGS DOWN!



sketches are merely burlap or monk's cloth with wide ribbons run through pulled threads. **HOPE HENDLER** thought it up; it's effective and easy.

Another mighty smart gal is **ENA MCKINNEY** of Fort Worth, Texas. What she really wanted was a provincial homespun plaid—so what did she do, smart girl? Used six 35¢ rag rugs! They are bound with a Chinese red welting, made by stitching bias strips of sailcloth over cording. They looked so elegant she got some more little rugs to use in this way on a footstool and window seats!

Don't commit suicide if your landlord won't take out those old-fashioned, dangly wall brackets—turn them upside down! Replace the old glass shades with hurricane chimneys from the ten-cent store, say **FLOY** and **JIM WORK** of Le Roy, Ohio. **COBBETT WILLIAMS** suggests those two attractive backgrounds for the plain-Jane brackets you see, also, on the opposite page—another proof that things can be done with mirrors. In the **RICHARD C. BUDLONG** home in Chatham, New Jersey, the fireplace—which we all know had been a pride and joy when originally built—was so transformed that the whole room took on a lively, fresh appearance.

fireplace. Paint—plus not-too-exceeding effort—was the prestidigitator

"Victory is the big job now, and at our house we're all helping all we can—the children, too. But at the same time we're looking forward to the day when we can have our Hammond Organ, and we're putting away War Bonds every month to pay for it."

You get so much MORE music when you play the Hammond Organ. You touch its keys and what you hear is so rich and beautiful that at first you can hardly believe it's really your music. And there are so many different combinations of tones . . . so many delightful, satisfying ways you can play just one simple melody.

Urgent war work takes all our time these days, but when peace comes we'll make Hammond Organs again. Meanwhile, most Hammond dealers have set aside one Hammond Organ so you can hear and play it right away . . . so you can find out for yourself why thousands of families have chosen it as the ideal home musical instrument.

ANOTHER HAMMOND INSTRUMENT

The Solovox attaches to your piano, is played with the right hand. Gives you brilliant instrumental effects—violin, trumpet, flute, trombone and many more—blending with your left-hand piano accompaniment.

FREE—*Write for your subscription to* HAMMOND TIMES, *monthly magazine about organ music for the home. Hammond Instrument Co., 2941 North Western Avenue, Chicago*

HAMMOND ORGAN

MORE THAN 1000 HAMMOND ORGANS ARE DOING WAR DUTY WITH THE ARMY, NAVY AND MARINE CORPS

Wives, wake

It is high time we women stop being childish about insurance. We must discuss it intelligently and with utmost candor

JOHN was rattling the paper as he turned its pages in the big chair under the reading lamp. There was a pause, and then he spoke slowly:

"Listen to this! T. J. Smith—hit by a bus last night—dead. That's the man I went to see the other evening — remember? The one with the big family."

"I hope he took out the policy you were talking about," I said.

"No, his wife didn't think they could possibly afford it just now."

It was the old story—nothing was done about it. I could guess how John felt, knowing the interest that he, like other underwriters, takes in his clients. But as far as I was concerned, as a woman, exasperation was mingled with my pity.

It is high time, I thought, that we women stop being childish—that we learn to think clearly and independently in this matter of life insurance. Especially today, with uncertainty written on every dawn, it is important that we grasp whatever measure of certainty there is for our own and our families' benefit. Our husbands are busy men, sometimes too busy or tired to assume the extra effort entailed in the making of an insurance contract. Why don't we cultivate the habit of taking up the cudgels on our own behalf, and see to it that our children's future is not jeopardized by any foolish or lackadaisical attitude on our part?

Women, so numerous underwriters have assured me, are continually finding excuses for not taking life insurance, even when their husbands urge it upon them. Could we possibly have a hangover from the days of superstition—the "sword of Damocles" idea—death hanging heavy over a loved one's head because of a policy that protected us in that event? Whatever the reason, we do like to postpone the actual signing of a

Corinne B. Dillon

MYRTLE ADAMS

ntract, forgetting that the present moment is the only one we possess. The case of Frances Joy comes to mind—a friend of mine, a clever, tractive young bride. Frances insisted that insurance was unnecessary r her and Bob. She had a good position in which she was continuing, d she knew that in an emergency she could take care of herself. She erlooked the fact that babies occur, and when they do they have a ndency to disrupt the regular flow of life. Well, Master Joy, Jr. came ong, but it was too late for insurance. The father had developed high ood pressure and was unable to obtain any sort of policy. Frances arned to her sorrow that there is only one time for settling an insurance oblem, and that is now while everything is all right.

Then there was Mrs. Gaylin, a pleasant, easy-go-lucky woman I ed to meet at bridge in pre-war days. Her husband's salary covered cely the needs of a family of four and allowed for wandering in many easant pastures. There was no use, she said, borrowing trouble. Mr. aylin enjoyed good health and she, for one, had faith that they would ss their years together. Poor Mrs. Gaylin! She is roaming no green lds these days. Since last fall, when Mr. Gaylin was mistaken for a er in northern Michigan, she has been working in a store, early and te, to make enough to hold the family together. She is doing it, too—grant you that—but at what a price! The struggle is written on her ce when I meet her occasionally at the corner waiting for a bus. And ne does wonder about the children and what the change in the family

BOB SAID:

"Orchids to You...for Giving our Home Life such a Lift!"

I SAID:
"Thank Heaven for those Lovely *Unitized* Wallpapers!"

Unitized GUARANTEED *Wallpaper*
SUN TESTED
STYLE TESTED
WALL TESTED
Washable
WHEN MARKED WASHABLE

P. S.—I discovered them thanks to this seal—it *guarantees* beauty and quality!



Bob is usually a dear, but at times he can be an awful bear. I knew his war work would make going away for a rest impossible. So I suggested redecorating our home to give us the "change of scene" I knew we needed.

Well, he just grunted and went right on working on his business matters. Then *I* took matters into my own hands, and started looking at wallpaper samples. My, but it was confusing! How could I be sure they were styled right? Would they fade? How would they look on the walls? Were they washable?

So it went, until my decorator pointed out "Unitized" Wallpapers and the "Unitized" Seal on the back that identifies them. I learned how this seal *guarantees* sunfast patterns designed by the world's leading artists . . . certified by style experts . . . pre-proved *on walls* for decorative effect . . . and *really* washable if marked so.

You should have seen Bob beam when I first showed him my "Unitized" selections. Yesterday he saw the glorious result on our walls. And today he brought me orchids—for giving our home life such a lift! I'm so grateful for those lovely "Unitized" Wallpapers . . . and really, Bob *is* a dear!

We're working for Uncle Sam too! For outstanding merit in war production, the employees of United Wallpaper Factories, Inc., Chicago, have been awarded the Army-Navy "E" for excellence.

THEY'RE HERE NEW 1943 *Unitized* WALLPAPERS
LOVELY NEW COLORINGS - BEAUTIFUL NEW DESIGNS
AUTHORIZED *Unitized* WALLPAPER DEALER
GUARANTEED QUALITY

NATIONAL WALLPAPER STYLE SHOW

Now in progress at dealers displaying this banner. See newest, most complete selection of Unitized Wallpapers—get bright ideas that will give your home life a lift!

SKILL TO *Design*

FACILITIES TO *Produce*

For its more than twenty pre-war years, Williams Oil-O-Matic design, construction and performance won undisputed world leadership of the oil heating industry. No other oil burner even approached Oil-O-Matic in number of exclusive, patented features or number of installations.

Today, this Ability to Design and Facilities to Produce are working for Victory! Oil-O-Matic's past experience, coupled with war's know-how are going to mean even finer Williams Oil-O-Matic products tomorrow.

Today, the money that you would ordinarily spend for home appliances goes into War Bonds. Today, the materials and precision building that would ordinarily go into your Williams Oil-O-Matic are going into battle-winning war equipment! Tomorrow, however, war-time experience and War Bond dollars will make it possible for you to enjoy the world's finest, most modern, automatic heating.

ARMY E NAVY

Precision-production "know-how" and experience. Proved in Peace—Proved in War! Oil-O-Matic's Skill to Design and Facilities to Produce have won the coveted Army-Navy "E."

★ ★ ★ ★ ★ ★ ★ ★ ★ ★

THE BONDS YOU BUY TODAY ARE YOUR GUARANTEE OF A Better Tomorrow!

★ ★ ★ ★

BUY WAR SAVINGS STAMPS & BONDS

WILLIAMS
OIL-O-MATIC
HEATING

WILLIAMS OIL-O-MATIC HEATING CORPORATION
BLOOMINGTON, ILLINOIS

life is meaning to their futures.

These are facts, and I certainly am not talking from any complacent wiser-than-thou attitude! I hate even to recall my own foolish reaction to the subject of insurance in my early married life. I remember the night John came home from school (he was teaching at that time) and laid beside my Haviland Limoges dinner plate a contract for a five-thousand-dollar endowment policy he had just signed. I howled like the Jones' baby who was cutting his first tooth in the apartment above ours. I knew a thousand reasons why John shouldn't have taken out that policy, and I didn't fail to express them. He wasn't young, I protested. That made the rate too high. Our income was moderate. And what about that Queen Anne dining-room suite we had been planning to buy? It was silly to sacrifice everything to the future—and so on and so on. I hate to confess my final protest. With my arms around John's neck I assured him that I loved him, and if anything should happen to him I wouldn't care if I didn't have a cent. You'd be surprised how many women use that argument to avoid a policy—and frequently gain their point with it!

Now, I love my husband today as much as ever, if less tempestuously. But I know now that I shall be very glad of that five thousand dollars if anything happens to John. And it may. Grown people just can't overlook the fact that Death stalks the world, wars or no wars. Why not face the situation? That policy will not lessen grief if the old fellow with the scythe stops at my door, but it will help me to adjust myself to a life alone. And I'm just one of many, many thousands of women in an exactly similar position.

TEAMWORK'S THE THING. Of course, John should have consulted me. Husbands and wives should make out their insurance programs together, for many reasons. I told John that I was sorry. But I think, too, seeing my reaction, he was a bit relieved that he had gone ahead on his own. And of course, too, as time went on I was grateful. Somehow or other we paid for that policy, and we still have it, along with a few others by this time. Keeping up payments hasn't been easy. Once we had to forego a summer vacation to pay a premium. Once I had to pin doodads over the arms of the big chair to keep in the stuffing because insurance payments forbade a new slip cover. But we paid our insurance! *We paid it!* Those words have been a little song of triumph down the years, brightening more than one of the vicissitudes.

WE JUST DON'T KNOW! The almost reactionary attitude of so many women toward insurance is the result of lack of knowledge as much as anything else. We think insurance is hard to understand. The policies confuse us; certain terms scare us; the whole thing looks too complicated. And yet the rudiments are very simple. There is no reason in the world why we can't familiarize ourselves with them sufficiently to buy intelligently. We can read up on the subject or we can ask any reliable company for information. Insurance companies are always glad to answer questions, and we needn't be afraid of the old bogey, high-pressure salesmanship, lurking in the background, either. The new sales method is to tell the facts, explain, and let the client make his own deductions and decisions where possible.

The first important thing to understand about insurance in general is that we pay always according to the benefits received. There are no bargains, because everything is worked out on a scientific and actuarial basis. If one policy is better than another, it simply means that it is better for me, that it suits my particular case and circumstances and outlook. That is why we should know all the ins and outs of a policy before a decision is made. But remember always that a policyholder pays for what he gets. If the premiums on one policy are higher than on another it means that he is getting a bigger return in some form or other, and vice versa.

CHOOSING A POLICY. Since insurance is both protection and investment we should decide first what is our great need. Choice of policy must be based primarily on this fact. A policy that merely protects is naturally cheaper, and by and large this policy is best for a family with no cash reserve. In such a case the immediate need is that the wife and children be protected in the event of the income earner's death. If, however, more money can be put into a policy, one which is an investment as well as a protection might and perhaps should be bought. Let me repeat—the income requirement of a family should be the basis of selecting a policy as it affects all members.

There are two ways to look at



From
STORM WINDOWS
to SCREENS
AND BACK AGAIN
in 30 SECONDS
JUST OPEN YOUR WINDOW
CHANGE FROM INSIDE

Ideal for HOMES, APARTMENTS, HOTELS, INSTITUTIONS

CHANGE FROM INSIDE THE HOUSE

NOW is the time to get rid of the worn out, old fashioned screens and storm windows you've been nursing along for years—the ones that cost you time, trouble, and money every spring and fall. Or, if you still need storm windows to meet next winter's probable fuel shortage, here's an attractive 2-in-1 combination . . . screens for summer . . . storm sash for winter. Do yourself and your country a good turn . . . get more comfort and convenience . . . save fuel, time and money . . . don't worry about who's going to put up or take down your screens and storm windows. You yourself, or the lady of the house, can change from storm windows to screens and back again in just a few seconds . . . and from inside the house! No ladders or outside climbing. Available at all Chamberlin branches for all types of wood windows. Toxic treated pine wood frames . . . painted . . . factory fitted. Order early. No down payment . . . 36-month terms if you wish. Ask for details. *Make Your Home "Fly Tight" and "Heat Tight" All at Once.*

CHAMBERLIN METAL WEATHER STRIP CO., Inc.
1387 LaBrosse St. Detroit, Mich.

Send me U.S. Gov't Book on Fuel Savings, also information on ☐ Weather Strips ☐ Rock Wool ☐ Storm Sash ☐ Calking

*Name*_____
*Street*_____
*City*_____ *State*_____

STOP THAT DRIP

No More Damage from Condensation or Sweating Pipes, Tanks, Ceilings, Walls, Water Softeners and Air Ducts

No Drip

A SURE CURE

This sensational plastic cork coating prevents condensation drip from metal, concrete, brick, wood, plaster or composition surfaces. Permanently protects metal against rust, thus prolonging life of pipes, tanks, etc. Forms a moisture-proof, insulation type coating.

Apply with brush, trowel or spray. Produces a stucco-like finish that requires no maintenance. A gallon covers about 30 feet of 1" pipe.

Get at Hrdwr., Plumbing, Mill Supply Dealers or send $1.80 for 1 gal. ($2.10 West of Rockies)

J. W. MORTELL CO.
524 Burch St. Kankakee, Ill.

FREE NoDrip Handbook
All about condensation drip and its prevention

The Pressed Flower

ITS petals yellowed now, and crumbling — its once-proud fullness gone, its beauty stripped by the unhurried years, and yet its fragrance, faint but unmistakable, fills you with long-ago memories, unforgettable and undying. This is the message of treasured things. This is the tradition of a faithful heart.

Someday you will be proud to carve upon imperishable stone, a name that to you is all these precious things. You will turn, as millions before you, to a monument sculptured from Select Barre Granite. For Select Barre Granite has, alone, that priceless quality of innate hardness that weathers the years *cleanly*, retaining, like new, the superb *vitality* of this world-famous stone.

Look for the dealer who offers a monument inscribed with a Barre Guild Seal and BACKED *by a Barre Guild Certificate. These are guarantees of quality assured by the Barre Granite Association—using the finest granite from the quarries of the J. K. Pirie Estate, Rock of Ages Corporation, E. L. Smith Co., Wells-Lamson Quarry Co., Wetmore and Morse Granite Co.*



Good News For Asthma Sufferers

If you suffer from choking, gasping, wheezing, recurring attacks of Bronchial Asthma, here is good news for you. A prescription called **Mendaco** perfected by a physician in his private practice contains ingredients which start circulating thru the blood within a very short time after the first dose, thus reaching the congested Bronchial tubes where it usually quickly helps liquefy, loosen and remove thick strangling mucus (phlegm), thereby promoting freer breathing and more restful sleep. Fortunately **Mendaco** has now been made available to sufferers from recurring spasms of Bronchial Asthma thru all drug stores and has proved so helpful to so many thousands it is offered under a guarantee of money back unless completely satisfactory. You have everything to gain, so get **Mendaco** from your druggist today for only 60c. The guaranteed trial offer protects you.

Good News for Homeowners!

NOW! A New Multi-Use **FIBRE PIPE**

• Worried about broken drain pipes? Here's the ideal pipe for foundation and sub-soil drainage, septic tank filter beds, house-to-sewer or septic tank lines and a hundred other uses around house, lawn and garden. Light and easy to handle—can be cut to any length with saw. Will not corrode—impervious to root growth. Non-metallic—available now without any priority. Not a substitute—an improvement over tile and cast iron for non-pressure uses. Low in cost, too. Ask your plumbing contractor.

ORANGEBURG FIBRE PIPE

The Fibre Conduit Co., Orangeburg, N. Y.
Please send information about Orangeburg Fibre Pipe. Also name of nearest dealer. (AH-5)
Name.....
Address.....City.....

it, two approaches to the study of insurance which, from the woman's angle, are equally important: what to buy, and what to do with the insurance proceeds. This means a knowledge (1) of the main types of policies with certain clauses and restrictions, and (2) of the options in handling those proceeds.

There are three main types of insurance contracts, very simple to grasp: term, life, endowment. A term contract is just that—a contract for a certain term or period, and it provides for protection only. Life and endowment policies, on the other hand, provide an accumulation for the insured in the event of his survival.

Life policies are based on two types of contracts. The first of these is the whole life or annual life contract. On this type of policy the insured must pay premiums during his lifetime. The second is the limited payment life contract. This is for those who feel they would like to have the payments completed in a specified time, say twenty years (in which case they buy a twenty-payment life), or at a specified age, for example 65 (in which case they buy a life policy that will become paid-up at age 65). Such limited periods can usually be had from five to thirty or more years. Of course, on the limited payment life policies the annual payments must be higher than on the whole life policies. This is because no payments are required after the end of the period chosen, although the policies remain in effect during the lifetime of the insured. Again, we pay always for what we get.

INVESTMENT PLUS INSURANCE. An endowment policy is just what it says—an endowment. And an endowment, according to the dictionary, means "a sum settled or property devised for the permanent use of an institution, person or object"—in this case, a person. The endowment policy, then, is both investment and insurance.

For instance, Mr. A— takes out an endowment policy for a certain amount, say $1000. This sum is known as the face of the contract. He may pay for this policy within any desired period—say, ten, fifteen or twenty years—or payments may terminate at a specific age, such as 60 or 65. During this endowment period the policy provides life insurance to the beneficiary to the amount of the face of the contract (in this case, $1000). *But* it also guarantees that, should Mr. A— survive the



HE'S swinging into action to help you do your part in one of the truly important activities of the home front: the protection of American property.

For white lead comes, of course, from the lead he mines. And it's white lead, as experience shows, which puts the life or gumption into paint – gives it the tough staying quality to battle time and weather. In fact, when it comes to guarding your property, there's no paint which will give you more protection than pure white lead paint.

Fortunately, there's no shortage of white lead today. Enough is available for all civilian as well as wartime needs. And its uniformly high quality remains unchanged.

We say "fortunately" because, right now, when you can't replace present structures, your best bet is to protect what you have with the paint that lasts – pure white lead paint.

• • •

CONSUMERS' INFORMATION

Pure white lead is sold by paint stores in two different forms: (1) as a paste, commonly known as "lead in oil," for use by painters and decorators in mixing their pure white lead paint to order for each job; (2) as pure white lead paint in ready-to-use form, in popular-size containers. You are not confined just to white —white lead can be tinted to a wide range of colors.

White lead is also the backbone of other quality paints. In buying exterior paint it is a safe rule to follow: *"the higher the lead content, the better the paint."*

GET THIS FREE GUIDE to better painting—*Send today for valuable booklet* "PROPERTY PROTECTION WITH WHITE LEAD PAINT" *containing complete information about low-cost quality painting on all types of surfaces.*

LEAD INDUSTRIES ASSOCIATION
420 Lexington Avenue, New York, N. Y.

★ ★ ★ ★ ★ ★ ★ ★ ★ ★ ★

"If you are a home owner, you have a responsibility to keep that property in good repair. One way in which you can live up to that responsibility is not to neglect necessary painting."

FEDERAL HOUSING ADMINISTRATION.

More Bedroom Space— More Beauty *with Nu-Wood*

Yes, you can have that extra bedroom at *low cost*—a thrillingly beautiful bedroom—with Nu-Wood interior finish! Easily and quickly, Nu-Wood will enclose unused or waste space—or go right over old plaster in a dingy, unused room of your home. No painting or papering needed—for Nu-Wood's appealing, fadeproof colors and texture meet every modern decorative need. Remember, Nu-Wood also *deadens sound*—a big advantage when you, your children or war workers must sleep. Get all the facts about Nu-Wood interior finish—see your *lumber dealer* or mail the coupon!

Nu-Wood

INSULATING INTERIOR FINISH

WOOD CONVERSION COMPANY
Dept. 114-5, First National Bank Bldg.
St. Paul, Minnesota
Gentlemen: I want to know more about Nu-Wood for: ☐ New Construction ☐ Remodeling.
Please send me your FREE Nu-Wood Color Guide. I am a home owner ☐ renter ☐ architect ☐ student ☐ contractor ☐

Name.....
Address.....
City.....*State*.....

endowment period, he will receive the face amount ($1000) in cash. Hence the endowment policy is both investment and protection.

Both life and endowment policies have also what is called a cash value. This is an amount that accumulates to the credit of the insured, beginning after the second or third year. In a sense it is equivalent to a savings account. The sum is smallest in the whole life policy, where the annual payments are lowest, increases in a limited payment policy, with its higher annual payments, and, as a rule, is higher still in the case of an endowment policy with its still higher premium and added investment.

H. E. Marsden

THIS CASH VALUE is a pretty important thing in an insurance policy. We women know how nice it is to have a little something in the bank against a rainy day, against the time when we absolutely must have that new dress or whatever. Not that we would cash in on our insurance for such trifles—goodness no! But it is a grand feeling to know it is there, a nice little emergency reserve to be drawn on if needed in a crisis.

The best way to withdraw this sum, if such action should become necessary, is to make a loan against the policy; otherwise the policy is surrendered and its insurance value ends. The loan privilege permits the insurance to be continued in some amount (depending upon the loan value) as long as the premiums are paid, thus affording some protection. Moreover, this loan may be repaid in fractional amounts to return the insurance to its full value. The loan interest rate on more recent policies is 5% per annum, on older policies 6%, as a rule. If the death of the insured occurs during the period of the loan you would receive the face value of the policy less the amount of the loan and unpaid interest.

There are, of course, many special policies issued to suit special circumstances and needs or to protect special interests, such as education of the children, the mortgage of the home, and the like—all important, but all of which can be resolved into some form or combination of the three types, term, life, and endowment.

THERE'S SPECIAL IMPORTANCE for married women in at least two of these policies, since they are most applicable to family or individual requirements: the Family Income and the Retirement Income policies. The names are self-explanatory. The Family Income, as we might expect, is intended to provide the maximum income to a family while the children are dependent, that period of greatest income need. This policy provides that, should the death of the insured occur within a specified period (ten, fifteen, or twenty years), the payments would be 10% of the face of the policy per month. In addition, the face amount of the policy would be paid at the end of this period. Since (and this cannot be repeated too often) we pay always for what we get, this policy requires an additional payment during the said period to cover the income provision.

THE RETIREMENT INCOME policy is the special type of endowment that provides both insurance in the early years and a monthly income, or cash, at some specified age, say 55, 60, or 65. Again, since you are receiving a great deal from this policy, you pay accordingly. The amount of cash it guarantees is the amount required to furnish the monthly annuity, and is always greater than the face amount of the policy.

So much for a start on the types of policies. But even more important from the woman's angle than the choice of policy is the choice of options in settlement. To choose wisely only to disburse foolishly doesn't make sense—not even, I am sure, to the charming Mrs. Minivers among us. Women, whether we like to think it or not, do seem to be allergic to a sudden influx of money and tend to break out in a rash of strange actions when such a thing happens. We are prone to react like an old school friend of mine back in my home town. When her husband died suddenly and she was a beneficiary in the amount of $5000, she decided not to take the advice of the insurance company but to do her own investing. Result—half the proceeds went into fly-by-night stocks, part into a house, and part the way of all loose cash. My friend still has the house, but

Lighten kitchen work with *CURTIS* cabinets

War multiplies woman's work—both inside and outside the home. Save precious hours in the kitchen by providing more convenience with CURTIS Kitchen Cabinet Units. These modern cabinets are available in base and wall units for every size and type of kitchen. They come unpainted—you can decorate them to fit your own ideas. Built of *wood*—durable Ponderosa Pine—for long years of service.

Curtis cabinets are reasonably priced—and are quickly installed. Write today for our helpful "Recipe" Book for planning modern kitchens. Send 10c to cover mailing and handling—or see local Curtis dealer.

1866 CURTIS WOODWORK

CURTIS COMPANIES SERVICE BUREAU
227 Curtis Building, Clinton, Iowa
Here's my dime for my copy of the Curtis Kitchen Planning Book.
Name.....
Address.....
City.....*State*.....

CURTIS WOODWORK IS SOLD BY RELIABLE DEALERS EVERYWHERE

OLD CANVAS LOOKS LIKE NEW!

at a fraction of Replacement Cost

Setfast Canvas Paint lends new beauty and adds greatly to the life of any canvas product. Setfast leaves the canvas pliable . . . is sun-resistant . . . water-repellent . . . retards rot and mildew. Ten attractive colors—also Black, White and Clear. Works wonders on Awnings, Beach Umbrellas, Cabanas, Gliders and Settees, Canvas Shoes, etc. Also ideal for Convertible Auto Tops, and Fiber or Grass Rugs. When Painting Canvas Furniture, Wearables and Fiber Rugs, follow, when dry, with Setfast OVER-COATING. At Department Stores, Hardware and Paint Stores.

Setfast CANVAS PAINT

ARIDYE CORP., Dept. D-53 Fair Lawn, N. J.
☐ Send Folder with Setfast-painted sample.
Name.....
Address.....
My Dealer's Name.....

"What else can I do to help?..."

Of course, you are helping now! Buying War Bonds, working for the Red Cross, giving time to Civilian Defense. But there are other ways you can help—right in your daily homemaking routine. Below, your Gas Company suggests three that are vitally important:

SAVE FOOD...it's as important as bullets.

Plant a victory garden and preserve your surplus.

Put up as many fruits and berries as possible. Your Gas range makes canning easy.

Cook only the amount of vegetables needed. Serve left-overs creamed, in casserole dishes, or cold—in salads.

Cook vegetables and fruits in their skins whenever possible—and over a *low* Gas flame.

Roast meats at low temperature in your Gas oven to reduce shrinkage. Use left-overs in stews, hash, meat pies.

SAVE VITAMINS...you need 'em to be strong.

Cook vegetables in as small an amount of boiling water as possible. The flexible Gas flame will give you the exact degree of heat you need.

Cover vegetables and bring to boil quickly over full Gas flame, then turn flame low, cook gently.

Do not use soda in cooking green vegetables. It destroys vitamins. Cook vegetables shortest possible time.

Store fresh vegetables in hydrator of your Gas refrigerator to help preserve perishable vitamins.

SAVE GAS...it's needed to make tanks and guns.

Plan complete oven and broiler meals to economize on the use of Gas.

Do not light your Gas oven or broiler too far in advance. Remember—Gas is fast.

Avoid using small pans on large or giant burners.

Do not turn the Gas flame any higher than necessary.

Keep the burners clean. With just a little care your Gas range will give good, dependable service for many years—there are no fragile parts to wear out.

YOUR GAS COMPANY CAN HELP with specific information on how to cook and process food for wartime meals. Ask them if you need advice.

AMERICAN GAS ASSOCIATION

GAS *is vital to war production... use it wisely!*

Buy War Bonds today—save for the Certified Performance Gas Range of Tomorrow

FOODS STAY FRESH LONGER IN NEW COOLERATOR

HERE'S WHY

New 4-way circulation keeps washed, pure, constantly cold, humidified air circulating through food chamber. Because Coolerator uses ice in a new way, foods stay fresh longer, vitamins are protected, and food odors are carried away.

FULL FAMILY SIZE

And good looking, too, with its gleaming white cabinet. Nothing skimpy about this new Coolerator! It's a big family size refrigerator. And you have plenty of pure, crystal-clear, taste-free ice for beverages and salads.

BEST NEWS OF ALL is the price—only $72.75* f. o. b. Duluth. Although busy with war work, The Coolerator Company has additional capacity for making this new refrigerator which meets WPB requirements. See your Coolerator dealer or ice company, or write The Coolerator Company, Dept. AH1, Duluth, Minnesota.

$72.75* F. O. B. DULUTH

*The suggested retail price may be charged only by anyone reselling this article if the maximum price for that article as established by the person so reselling under the appropriate OPA regulation is at least equal to this suggested retail price.

Save with Coolerator and buy War Bonds and Stamps

Coolerator WASHED AIR REFRIGERATOR

the last I heard she was due to lose even it, unless helped soon.

WHY IS IT, I wonder, that we women are so sure we can do better with our money than men of experience? Perhaps that's why—because we *are* inexperienced. Perhaps it is human nature to think that, even if other women have lost their money, we won't. Unfortunately, as a rule, we do. The savings of years can be squandered in no time, and the very purpose of life insurance—protection of wife and family—becomes

nullified in a few ordinary months.

For that reason insurance companies advise the acceptance of settlement in the form of monthly income instead of in full for cash. This not only preserves the cash provided, protecting it against the hazards of reinvestment, etc., but, due to the generous interest credits on any unpaid balance held by the insurance companies for disbursement, it increases the amounts realized from insurance by perhaps fifteen to twenty-five per cent or more, depending on the policy.

Plans for optional settlement are described in all modern policies. Unfortunately, they are often little understood by the beneficiaries, who, of course, are the ones most concerned. Not that they are difficult to learn, but we women simply don't bother. It cannot be stressed too strongly that all women who are beneficiaries should know these options. Moreover, they should know that these options are part of the contract and no charge is made if the income plan is elected.

THESE OPTIONS, or plans of settlement, are usually four:

1. Income—monthly, quarterly, semi-annually or annually—for a specific number of years from one to thirty.

2. Income provided by the interest, payable as in Number 1 but continuing as long as any principal remains, subject only to a minimum payment, probably $10.

3. Income of a specified amount, for example $100, payable as above, so long as the principal and its earned interest will provide the payment.

Serve Family or Guests Quick Easy Buffets Save Work! Do it Smartly With HASKO LAP TRAYS

Save table-setting, serving, laundering . . . End plate 'n cup juggling

THERE *are* such things! . . . smart, new "Flying Duck" HASKO LAP TRAYS that help family and guests to help themselves. . . . Just the thing for buffets, or "spur-of-the-moment" get-togethers. All HASKO TRAYS are made of fine selected wood—elegantly surfaced with moisture-resisting lithograph paper. There too, are Haskelite *Plywood* Trays, made of five-ply veneer. May be had in genuine walnut or mahogany, plain or inlaid.

More Fun than a Fortune-Teller

HASKO MYSTIC TRAY

Another HASKO *success*-ory . . . a tray and Mystic game *combined;* spells out fascinating answers to questions about the future. As gloriously gay as having a fortune teller at your party. Ask for HASKO or HASKELITE Trays wherever trays are sold. Get the real thing—Look for the trademark on the back.

HASKELITE MANUFACTURING CORPORATION
Dept. 141, 135 S. La Salle St., Chicago, Ill.

hasko TRAYS AND ACCESSORIES

4. Continuous income for lif to the payee of the insurance pr ceeds with a guarantee that, shoul such payee be deceased within given period (ten, fifteen, or twer ty years), the income payment would be continued for the ba ance of the guaranteed period t some other person or persons—fo example, surviving children.

AND FINALLY—should none these plans prove suitable to th given circumstances, some comb nation can usually be worked ou to advantage. The fact that insu ance companies have arranged s many plans and are so willing t modify or combine them is an in dication that they consider tha income options have definite ad vantages for the beneficiary ove the lump sum or cash settlement

Most of us women concede th lure of investments, do we not Then why not that of insurance For life insurance is an investmen —one, too, in which we play th major part. Let us not delay ther in taking the first step—to formu late with our husbands a progra based on our own particular fam ily needs. If we can't get our hu bands to do it, we can do it ou selves. No matter how small th anticipated policy is, it deserve its due consideration, its due plac in the ultimate objective of li insurance—income. Only when w have a specific object in view ca we choose contracts that will d the best job and extract the la cent's worth of value that w must have from the insuranc dollar for adequate protectio

Paper Is Rationed

All publishers are being rationed on paper. Newsstand sales are being cut drastically. If you buy regularly from some newsdealer you will help yourself and him if you place a standing order for THE AMERICAN HOME. Then you will be assured of your copy when it arrives each month.

Do it now! In these days soaring prices and extra-heav family burdens there is little e cuse for us women to play ign rant and refuse to know wha insurance is about. There's goin to be a future for our famil even though war is now engulfi the world, and it's our job to pr pare for it as best we can. Wome let's knuckle down and learn ou insurance as one important way help make that future secure!

Here..Here..
THAT FAN ISN'T SCRAP!

Uncle Sam needs scrap, but doesn't want you to throw away irreplaceable things—like fans—that contribute to wartime efficiency.

Until the war is won, no more Emerson-Electric Fans are being made for civilian use, because their manufacture involves many critical war materials. All the fans now produced are for the Army, Navy, and other essential War Services.

So, if you own an electric fan—no matter what make—take good care of it. Then, when hot nights come, its cooling breezes will help you get refreshing sleep and keep you up to par. That is important.

If you own an *Emerson-Electric* Fan, you are fortunate. Its exceptional quality and long-life construction are greater assets now than ever before—they make your fan *worth* the care a superior product deserves.

Backed by the famous "5-Year Factory-to-User Guarantee"—many Emerson-Electric Fans are still going strong after 25 and more years of service!

THE EMERSON ELECTRIC MANUFACTURING CO.
SAINT LOUIS
Branches: New York • Detroit • Chicago
Los Angeles • Davenport

Check YOUR FANS NOW!

To get the best possible service from your Emerson-Electric Fans, follow these suggestions:

1 Don't wait. Check your fans now and you will be sure they are ready when you need them.

2 If they operate satisfactorily, clean them thoroughly, and oil with medium-weight mineral oil, grade SAE 10 or 20.

3 If there is any unusual noise or vibration, due to worn parts, or faulty electrical connections, *take the fan to your Emerson Dealer or Electrical Repair Shop* to determine whether it can be repaired. (Generally, if your Emerson-Electric Fan is not more than 20 years old, parts are available.)

EVERYTHING EMERSON-ELECTRIC MAKES IS FOR WAR OR WAR PLANT USE

Power-Operated Airplane Gun Turrets



Parts for Artillery Ammunition



Electric Motor Controls for Aircraft

EMERSON ELECTRIC

MOTORS • FANS • APPLIANCES • A. C. ARC WELDERS



FIRST choice for
MAKING THINGS LAST

Now Weather-Fighting White Lead Also Comes Ready to Spread!

2 FORMS (1) Special "EXTERIOR PRIMER" for a First Coat with extra sealing, hiding and covering power. (2) "OUTSIDE WHITE" for Finishing Coat and General Painting. ON SALE AT YOUR LOCAL DUTCH BOY DEALER

It's Pure White Lead — the paint protection that battled its way up the stormy path of history on America's homes, farmsteads and factories. White Lead doesn't crack and scale . . . yet costs no more than regular quality paints. No wonder it has won its place as *"First* choice for making things *Last"*.

It's Dutch Boy — "good paint's other name" . . . a name that since grandfather's day has stood for "top" quality in paint. Today Dutch Boy is helping guard American property and "see it through".

It's Ready to Use — Now the same weather-tested white lead, long sold in paste form, also comes *ready to spread!* It's the new Dutch Boy *Paint* – the ready-to-use paint that assures sparkling whiteness and long-lasting protection.

And it comes *two* ways (1) Special "Exterior Primer" for a first coat with extra sealing, hiding and covering power and (2) "Outside White" for durable finishing coat and general painting.

One more point: *There's no shortage of white lead* – no change in Dutch Boy's 100% pure quality. Whichever goes on your home – the long-famous *paste* form, or the new ready-to-use *paint* – you're giving your property the *paint*riotic protection of white lead – *"First* choice for making things *Last"*.

· A NATIONAL LEAD COMPANY PRODUCT ·

FREE

Write for Free, 36-page, Color-Illustrated Booklet! Tells you everything you ought to know about buying a wartime paint job. Address Dept. 465, care of the nearest office listed in coupon:

NATIONAL LEAD COMPANY—New York, Buffalo, Chicago, Cincinnati, St. Louis, San Francisco, Boston (National-Boston Lead Co.), Pittsburgh (National Lead & Oil Co. of Penna.), Philadelphia (John T. Lewis & Bros. Co.).

Sirs: Please send me a free copy of "In Defense of Your Home".

*Name*_____

A. H. 5-43

*Address*_____

*City*_____ *State*_____

MAY DAY

Courtesy, The Milwaukee Journal

brings fond recollections

WHAT with the way wartime conditions have brought a revival of old-time practices and methods, indoors and out, it wouldn't surprise us to see a renaissance of the quaint and enjoyable observances of May Day—especially the giving of May baskets. Apparently this is still done in some parts of this country as well as in rural England and Sweden. However, the evidence of a score of letters received from readers in all parts of the country indicates that on the whole May Baskets are but a cherished memory of a generation ago; and also that it would be a happy and heart-warming thing if we could have them back again, now when we are sticking closer to home and enjoying the simpler pleasures.

This all came up because, some time ago, we printed an appeal from an Alabama reader for "any information in your files about the May Basket—I would like to know its origin and use and where the custom is observed regularly." O files were bare, but a character tically generous response fr other members of THE AMERIC HOME family revealed keen int est and a fund of facts and tra tion. Some of the writers sent tracts copied from reference bo on national customs which tr back into the mists of antiqui The simple little rite of mak flower baskets and surreptitiou giving them to friends and nei bors, in which generations of c dren have found delight and citement, seems to be a happ modernized version of adult pr tices that had their birth in m or less diabolical ceremonies of Druids, or even farther b among the worshipers of Baal Moloch. It also has a sort of lateral connection with the Ro feast in honor of the goddess Fl later transformed by the spread Christianity into one of the s pler, sweeter seasonal festiv

Coming down to actually

I MAY BE CUTE— BUT I'M NOT IMPRACTICAL!

My husband's older sister, Sarah, is one of those grim, good women —always wary of anything decorative. Since I'm what John calls "sort of cute," she filed me on sight r the heading: "John'll regret this!"

rst dinner party I gave, Sarah arrived early to ner disapproving done. Caught me putting my etizer Salads together.

Very pretty," she sniffed; "but really, Doris, in times is it patriotic to serve frills?"

Yes," I said firmly, "because these *aren't* frills. 're a more imaginative way than the conven- l fruit cocktail to serve some of the fruit we're pposed to eat every day."

They look expensive," persisted Sarah.

n't they!" I agreed happily. "They 't, though. I used the citrus fruits that Victory Specials now. Orange and efruit sections in Rainbow Appetizer e leftover fruit juice in Parfait Appe- . No waste—and both salads 'way up itamin C."

Well," said Sarah, still hunting flaws, you put salad dressing on them?"

"I do not! I use nothing but *Real* Mayonnaise," I said hotly, bringing the jar from the pantry.

"Oh," beamed Sarah, "that's *good!* Always so fresh-tasting and creamy-rich. Goes farther, too—doesn't turn watery when you add milk or fruit juices!"

"It's nutritious too," I told her. "Each tablespoonful adds valuable food energy that we should get these hard-working days."

"My!" breathed Sarah admiringly. "Where'd you get so much practical information?"

"I majored in Home Ec at the university, Sarah. Learned a lot of good meal-planning tricks!"

"Hm-m," said Sarah, "John's smarter than I thought. He's done well for himself!"

"VICTORY SPECIAL" APPETIZER SALADS

RAINBOW: Arrange alternate layers of orange sections, grapefruit sections, and halved maraschino cherries, in glasses. Top with orange sections and *Real* Mayonnaise. Garnish with Frosted Grapes, made by dipping grape clusters in egg white, then in granulated sugar, and chilling until firm.

PARFAIT: Heat 2 cups leftover fruit juice (or fruit juice and water). Dissolve in liquid 1 package orange-flavored gelatin. Chill. Arrange alternate layers of watercress and gelatin in glasses. Top with grapefruit sections and *Real* Mayonnaise. Garnish with watercress. Serves six.

Real Mayonnaise... Hellmann's in the East ...Best Foods in the West... for

REAL NUTRITION

WHOLESOME ingredients—eggs, added egg yolks, "Fresh-Press" Salad Oil prepared each day as needed, vinegar, and seasonings. *No starchy filler!*

EASY SPREAD FOR BREAD—delicious and nutritious, too! It contains 3,140 food-energy units per pint.

EATING FOR HEALTH is "eating for fun" when *Real* Mayonnaise makes the salads we should all eat daily taste so *extra* good!

A Product of The Best Foods, Inc.

BEST FOODS = HELLMANN'S

Real Mayonnaise

IN THE WEST
IN THE EAST

Who said "No cake"?

Sure you can have cake, thick-frosted, beautiful Swans Down cake—though food prices soar and supplies of sugar and shortening dwindle! Try these wonderful wartime recipes . . .

And be sure to use Swans Down Cake Flour! No ordinary flour could make these cakes so wonderfully light and tender.

● **ONLY ½ CUP SUGAR—BUT SWANS DOWN MAKES IT SUPER-SPECIAL**

SWANS DOWN DEVIL'S FOOD CAKE

(2 eggs or 3 egg yolks)

2 cups sifted Swans Down Cake Flour
1 teaspoon soda
¼ teaspoon salt
½ cup shortening
½ cup sugar
¾ cup corn syrup or honey
2 eggs or 3 egg yolks, unbeaten
2 to 3 squares Baker's Unsweetened Chocolate, melted
¾ cup milk
1 teaspoon vanilla

Sift flour once, measure, add soda and salt, and sift together three times. Cream shortening, add sugar gradually, and cream thoroughly; then add syrup or honey gradually and beat well. Add eggs, one at a time, beating well after each; then add chocolate and blend. Add flour, alternately with milk, a small amount at a time, beating after each addition until smooth. Add vanilla. Bake in two greased deep 9-inch layer pans in moderate oven (350° F.) 25 minutes, or until done. Spread with Fluffy Seven Minute Frosting.

FLUFFY SEVEN MINUTE FROSTING

2 egg whites, unbeaten
1½ cups light corn syrup
Dash of salt
1 teaspoon vanilla

Combine egg whites, corn syrup, and salt in top of double boiler, beating with rotary egg beater until thoroughly mixed. Place over rapidly boiling water, beat constantly with rotary egg beater, and cook 7 minutes, or until frosting will stand in peaks. Remove from boiling water; add vanilla and beat until thick enough to spread. If frosting separates in the bottom of pan before spreading, beat with rotary egg beater.

● **THRIFTY! JUST 1 EGG! YET LIGHT AND LUSCIOUS MADE WITH SWANS DOWN**

SWANS DOWN LAYER CAKE

2 cups sifted Swans Down Cake Flour
2 teaspoons Calumet Baking Powder
¼ teaspoon salt
⅓ cup shortening
1 cup sugar
1 egg, unbeaten
¾ cup milk
1 teaspoon vanilla

Sift flour once, measure, add baking powder and salt, and sift together three times. Cream shortening, add sugar gradually, and cream together until light and fluffy. Add egg and beat very thoroughly. Add flour, alternately with milk, a small amount at a time, beating after each addition until smooth. Add vanilla. Bake in two greased 8-inch layer pans in moderate oven (375° F.) 20 to 25 minutes. Spread with Quick Chocolate Frosting.

QUICK CHOCOLATE FROSTING

(Using condensed milk)

Melt 2 squares Baker's Unsweetened Chocolate in top of double boiler. Add 1 can (14 or 15 ounces) sweetened condensed milk gradually, mixing well. Add 1 tablespoon water and dash of salt; blend. Cook 5 minutes over rapidly boiling water, stirring constantly. Remove from heat. Add ½ teaspoon vanilla. Cool before using.

TUNE IN: Kate Smith Speaks—CBS Network

IF A CAKE IS WORTH MAKING
IT'S WORTH MAKING WITH

SWANS DOWN

membered times in this country, May-Basket giving is thus recalled by Mrs. George Zaibst, of Ohio: "I was born and raised in Elkhart, Indiana, and there on May Day we used to hang homemade baskets, usually of paper and filled with spring beauties or violets, on the door knobs of our favorites or dear friends. Sometimes we did odd jobs to earn enough to buy little baskets. We delivered them, usually, before the friends were up, as a surprise. The flowers were gathered late the afternoon before, or sometimes the more ambitious went to the woods very early on May first to gather blooms with the dew still on them. Mother usually helped by dressing us up in something summery and we always felt proud going down the street to deliver our baskets. She always insisted that we leave one for the little old widow down the street, who was so pleased that she would treat us to cookies."

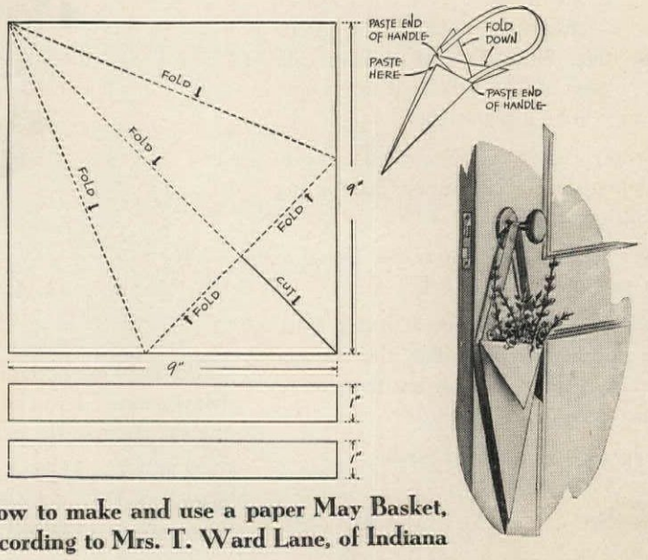

How to make and use a paper May Basket, according to Mrs. T. Ward Lane, of Indiana

Again, from Hawaii, Mrs. C. S. Robinson writes: "May Baskets were a part of my childhood and occupy a niche in my memory along with valentines and Easter eggs. . . . On the last day of April my mother helped her six children make little baskets of folded colored paper with gaily scalloped edges. Very early on May Day we would all fill our little baskets, then run and hang them on the doors of our favorite neighbors or playmates, if possible without being discovered. If we heard someone coming we would drop down behind a hedge or shrub till the coast was clear. For the first time it occurs to me that no one else in our neighborhood did this, so *we* got no May Baskets. But that in no way lessened the pleasure we got out of this secret gift-giving." From another quarter, Mrs. C. T. Raney, of Mississippi, recalls that "about thirty years ago when I was still in one of the early grades of grammar school, we celebrated May Day in a big way. To make our baskets we begged or borrowed pieces of leftover wallpaper. On May Day, or perhaps the day before, we went in groups to nearby "woods," where wildflowers were in abundance. After supper we toured the neighborhood. While we hid after hanging each basket, we peeked to see it received."

Mrs. T. Ward Lane, of Indiana, sent not only an account of how she and some youthful "conspirators" still observe May Day, but also a pattern, reproduced herewith, for their paper baskets. We are told that the baskets were bought, especially by romantic adolescent youths who left them—anonymously, of course—for their ladies. Among the flowers mentioned are mayflowers, heart's-ease, trilliums, "Dutch boy's breeches" or "boys-and-girls," pussy willows, and other wild varieties. In a southern Minnesota town, says Mr. Hult Lawrence Wilson, our single male informant, "the bottoms of the baskets were filled with candies, fruits, and cookies; the next day, if the girl who received your basket was indeed *your* girl, she carried it to school and, later, to the Maypole dances." The quaint illustration on page 72 is reproduced from a newspaper sent to us by Mrs. M. Kalmbach. Others who contributed to our store of knowledge are Mrs. G. Kirsten, Mrs. C. E. O'Connell and Mrs. Harvey LeSure, New York; Louise H. Brissenden, Montana; Mrs. C. E. Bourdon, California; Mrs. John C. Trevor, Connecticut; Mrs. Lou Cassel and Mrs. Floyd Tiffany, Kansas; Mrs. Robert W. Green, Michigan; Mrs. Norman Belcher, Texas.

Household Gremlins Are Different!

CLAIRE H. GELINEAU

GREMLINS, those elfish English mischief makers, have suddenly invaded ry nook and cranny of the ld. They plague aviators, copy ors, the Afrika Korps, drafts- , and the like. There remains, ever, one particular devilish up of gremlins that have yet to exposed—the ones that work r highly individualized brand destruction on housekeepers. In earance they're different from r relatives, being fat, roly-poly with jolly faces never without skeptical look. Tiny serving ons, a bursting, buttoned jacket, miniature cupcake hats are tures of their attire. No respecters of time place, they start work first thing in the morn- by switching the egg er from three minutes six. After breakfast y plot the day's house- k. For some strange son gremlins are par- larly fond of tipping gs over—a box of soap es, an ink bottle, vases of flowers, refrigerator bowls. Aside from being expert finger printers on mahogany and white woodwork, most well-equipped house gremlins have a supply of dust to blow around when they are bored or lack company. It is usually visiting gremlins that go from room to room adding last-minute touches —rumpling the scatter rugs and tilting pictures and candles. Their enthusiasm for cooking is really quite startling. They distract the attention of the cook while she's counting spoonfuls, and are also adept at adding salt to soup, opening the oven door so drafts will cause the cake to fall, and setting clocks back so the food will burn. They stick paring knives in the garbage to be thrown away, hide the front door key, and bury garden tools in the spaded soil.

Part of a gremlin's fun is jamming clothes in the wash-wringer, defrosting the refrigerator with food in the refrigerating compartment, and cutting the clothesline just as the last sheet is hung up to dry. Even after a housewife's hard day's work they are busy setting the alarm clock ahead, pushing bedroom slippers out of reach under the bed, and tugging off the blankets. Definitely unprincipled, they must work in shifts!

Sketches by T. Bruce

What the house gremlins don't think of! Why, tipping ink les and candles and cutting clotheslines are nothing!

No bone, no waste, TREET is ALL meat

Serving America's fighting front and home front, too

Because of Treet's important food values, most of the supply of this meal-in-a-minute meat goes to our fighting forces everywhere.

And simply because it *is* so nourishing, a limited quantity of Treet has been allotted for America's home front, too!

You may find your dealer out of Treet at times. If so, remember the shortage is temporary. Keep asking for Treet.

And try the zestful dinner shown here. It's one of scores of hearty, flavorful Treet dishes you can prepare quickly and easily. Treet is made of fine pork shoulder and flavorful ham, for outstanding goodness, any way you serve it.

Feeds four. There are 12 ounces of solid meat in every Treet tin. All pure pork, richest of all meats in Vitamin B_1... not an ounce of bone or waste. No wonder Treet's such a favorite with busy, hungry Americans!

Treet and Noodles

Cook 1¼ cups noodles and drain. Mix in 2 tbsps. chopped green pepper and 1 tbsp. chopped onion cooked in melted butter. Serve with fried Treet.

For sauce, melt 2 tbsps. butter. Add 2 tbsps. flour, stir in 1 cup milk till thickened. Season with Worcestershire Sauce and salt. Add ¾ cup grated cheese. Stir till cheese melts.

Armour and Company

For finest quality and flavor ask for
Star Canned Meats, Star Ham and Bacon, Star Beef, Veal and Lamb, Star Sausage, Cloverbloom Poultry and Dairy Products.

© ARMOUR AND COMPANY



VI Meat

AND OTHER SOURCES OF PROTEIN

THE nursery rhyme of "this little piggie went to market, . . . this little piggie had roast beef," now becomes more significant than ever in the pathetic line, "this little piggie had none." However, contrary to the ageless rhyme, meat will be available to civilians, probably not in the generous amounts of steaks civilians would like to eat, but enough beef, pork, lamb, and veal to be shared equally through a government-devised system of rationing.

Why are meats being rationed? Is there a shortage? The basic economic law of supply and demand is the answer, plus four other factors, namely: (1) war needs here and abroad; (2) labor; (3) distribution and shipping facilities; (4) processing, packaging, and packing. Cattle roaming the plains, grazing sheep, pigs on the farm require many processes to become edible meat. It takes labor, trains, freight cars, trucks, and machines to convert cattle on the hoof into sizzling steaks. Besides, steaks are for our fighting men!

Today, the total meat available has to be divided to feed three large groups of people. In the first and most important group are our total armed forces. The next group includes civilians, and the third group, our allies, through Lend-Lease and rehabilitation. Now, it's a curious fact about war strategy that starvation often forces the waving of the white flag of defeat. Our own boys at Bataan know that. Of paramount importance, then, is the meat needed to

Photographs by F. M. Demarest

Buy War Bonds for Victory

Answering another wartime problem

FRIGIDAIRE

here tells you

HOW TO KEEP MEAT

Fighting men come first, so there's less meat at home. Less meat—but more storage problems! If you buy a week's allotment at one time, instead of making daily purchases, or if you buy meats you have never used before, you want to know: How long *will* meat keep? What kinds keep best? Should meat be frozen at home? These answers will help the users of the more than 7 million Frigidaires sold...and every other refrigerator user!

Leftover cooked meats should be stored in a covered dish to prevent drying. Generally, leftover meat should be handled as little as possible. Do not cut or grind until just before using.

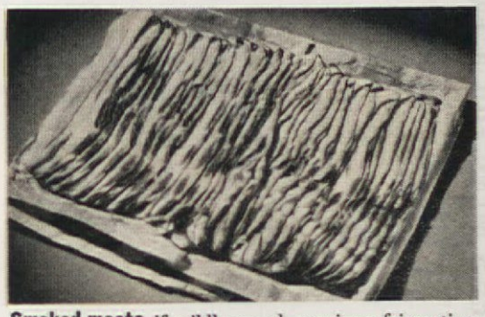

Smoked meats, if mildly cured, require refrigeration but will keep up to two weeks. To prevent mold, wrap in cloth wrung out of vinegar; then wrap again in waxed paper.

Steaks, chops and roasts keep best of all meats. May be kept up to three days just below the freezing unit. When buying roasts for later use, choose them well-covered with fat.

Ground meat should be cooked within twenty-four hours after purchase, or frozen when you get home. Before freezing, form it into cooking portions. Avoid unnecessary handling.



Frozen meats will keep indefinitely if kept frozen in freezing unit. After thawing, frozen meat is more perishable than other meat. Caution: Never refreeze, after meat is once thawed.

Poultry, unlike meat, should be cleaned and washed *before* refrigeration. Whole birds keep better than disjointed birds. Cut up birds just before using. Freeze chicken like meats.

Variety meats, such as liver, kidneys, hearts, sweetbreads and brains keep best when frozen. Freeze them as soon as you get home or cook them within twenty-four hours after purchase.

Fish should be cooked within twenty-four hours after purchase. If it is to be kept longer freeze it immediately. To freeze fish and meats at home, follow directions at left below.

HOW TO FREEZE MEATS

Wrap meat in waxed paper and place in ice tray. (Separate individual portions with waxed paper to prevent freezing together). To freeze quickly, place tray on bottom shelf of freezer and turn control to fastest freezing point. For continued storage after freezing, reset control to a colder than normal position. Keep meat in freezer until time to use it. Never refreeze meat after thawing.

GENERAL RULES

Never wash meat or wipe with damp cloth until just before cooking. After purchase, remove meat from market paper. If not to be frozen, store in meat compartment or defrosting tray. Cover lightly with waxed paper. Leave ends open. Fresh meat requires free air circulation. Do not cut or chop meat until just before using. Both fresh and cooked left-over meats spoil quickly when cut or chopped.

Get this free booklet now

WARTIME SUGGESTIONS—36 pages of helpful, practical ideas. This meat information is typical. Get your free copy from any Frigidaire dealer. Look for his Frigidaire store sign, or find name in your classified directory under REFRIGERATORS. Or address Frigidaire Division, General Motors Corp., 355 Taylor Street, Dayton, Ohio.

Next month: "How to Make Room in a Crowded Refrigerator"

For Excellence

ARMY NAVY

in War Production

FRIGIDAIRE Division of GENERAL MOTORS

Peacetime Builders of
Home Appliances, Commercial Refrigeration, Air Conditioners

• garden vegetable casserole with eggs

Preparation time: 20-35 min.

2 cups green string beans, cooked
8 small carrots, cooked
1½ cups peas cooked
¼ cup vegetable water
1 tsp. butter or vitaminized margarine
Salt and pepper
4 eggs

VEGETABLES may be left over or cooked ahead of time. Arrange green beans around outside of casserole, than carrot strips; fill center with peas. Pour vegetable water over vegetables, dot with butter or margarine, and season to taste with salt and pepper. Place in a moderate oven (375° F.) 15 min. or until thoroughly heated. When heated, make nests in the peas with a spoon and drop eggs into them. Return to oven and bake until eggs are set—approximately 10-15 min. Or eggs may be poached and placed on vegetables just before serving, or scrambled and spread over the vegetables. Serve plain or with a hollandaise sauce. Makes a complete luncheon dish and serves 4 generously.

216 cal. per serving. Source of vitamins A and B complex.

Tested in THE AMERICAN HOME KITCHEN

• vegetable borsch

Preparation time: 1 hr., 10 min.

1 cup cranberries or cranberry sauce
4 cups water
2 medium onions, chopped
2 cups shredded cabbage
1 cup diced beets, raw
1 cup edible pea pods (optional)
1 tbsp. sugar
2 tsp. salt
⅛ tsp. pepper
2 tbsp. bacon drippings
¼ cup sour cream

IF CRANBERRIES are raw, cook in water until skins pop, and force both cranberries and water through a sieve. If using cranberry sauce, mix it with water, omit sugar, and follow same instructions for both. Add onions, cabbage, beets, and pea pods. Add sugar, salt, pepper, and bacon drippings. Cover and simmer 45 min. or until vegetables are tender and flavors are well blended. Serve soup hot or cold garnished with a spoonful of sour cream. Serves 4.

164 cal. per serving. Source of vitamins A and B complex.

Tested in THE AMERICAN HOME KITCHEN

• pork butt with sweet potato dressing

Preparation time: 25 min.
(Cooking time of pork, 45 min. per lb.)

1 pork butt, 3 lb.
Salt and pepper
2 cups thinly sliced sweet potatoes
1 cup sliced apples
¼ cup brown sugar
¼ tsp. salt
Dash of pepper
2 tbsp. dry bread crumbs

BUY a fresh Boston butt, and have pocket cut in it. Wipe with a clean, damp cloth. Rub with salt and pepper. Cook sweet potatoes in small amount of water for 5 min.; add apples and cook until tender. Drain, mash, and season with brown sugar, salt, and pepper; and add bread crumbs. Fill pocket with sweet potato dressing and close with skewers or sewing. Place fat side up in open roasting pan, and roast in a moderate oven (350° F.) until meat is thoroughly done—about 45 min. per lb. If any dressing is left over, place it around the meat the last half hour of cooking. Dressing serves 4.

161 cal. per serving. Source of vitamins A and B complex.

Tested in THE AMERICAN HOME KITCHEN

Food rulings may necessarily have to be revised from time to time; however, the week's menu above has been planned according to the best information available as we go to press

A WEEK'S MENU FOR A FAMILY OF FOUR

(Mother, father and two school children)

	BREAKFAST	LUNCH	DINNER	MEAT ORDER
Sunday	Fruit in season Waffles with syrup Crisp bacon Coffee		Roast chicken with savory stuffing Baked sweet potatoes Chicken gravy String beans Fruit ice	½ lb. bacon 5 lb. chicken (dressed)
Monday	Orange juice Poached eggs Toasted enriched bread Coffee	Chicken-vegetable soup (made from bones and gizzard) Grilled toastwiches Milk Cookies	Curried chicken ring with noodles Julienne carrots Tossed green salad Fruit compote with cookies	¼ lb. cheese
Tuesday	Fruit in season Cooked or dry cereal with milk Coffee	Garden vegetable casserole with eggs Toasted bread Fruit crisp Milk	Creole kidney casserole Baked whole tomatoes Cole slaw Fruit or apple pie	1 lb. beef kidney
Wednesday	Orange juice Soft-cooked eggs Toasted enriched bread Coffee	Vegetable borsch with sour cream Rye bread Fruit custard and cookies Milk	Pork butt stuffed with sweet potatoes Extra sweet potato stuffing with gravy Spinach Gingerbread and apple sauce	3 lb. fresh pork butt
Thursday	Grapefruit halves Scrambled eggs Toasted whole wheat bread Coffee	Pork gems with parsley and mushroom sauce Medley of left-over vegetables Apple sauce and cookies Milk	Pork chop suey on toasted dry cereal Steamed rice Lettuce and tomato salad Gingerbread fruit shortcake with lemon sauce	
Friday	Berries with enriched dry cereal Milk Toasted rye bread Coffee	Cheese fondue Fruit salad Toasted muffins or bread Milk	Poached flounder with mushroom sour cream sauce Boiled potatoes with jackets on String beans Cole slaw Lemon pie	2 lbs. fish ¼ lb. cheese
Saturday	Orange juice Scrapple with hot spicy apple sauce Toasted enriched bread Coffee	Home-baked beans Tossed salad Apple dumplings (left-over pie crust) Milk or tea	COMPANY DINNER Upside down meat loaf Carrots and onions Stuffed tomato salad Ice cream and berries Demi-tasse	1 lb. chopped beef
			TOTAL	5½ lbs. meat ½ lb. cheese 2 lbs. fish 5 lbs. poultry

A Planned Week of

Recipe on the back of each photograph

• pork chop suey on shredded cereal

One cup of diced pork (left over from the roasted pork butt) will make enough chop suey to serve four. That is, if sliced celery, onion and mushrooms, peanuts and beansprouts are added. Be sure to have a good sauce made from the roast drippings and flavored with soy sauce. Serve over toasted dry cereal. This plus a tossed salad and fruit dessert make a complete meal

• roast chicken with savory dressing

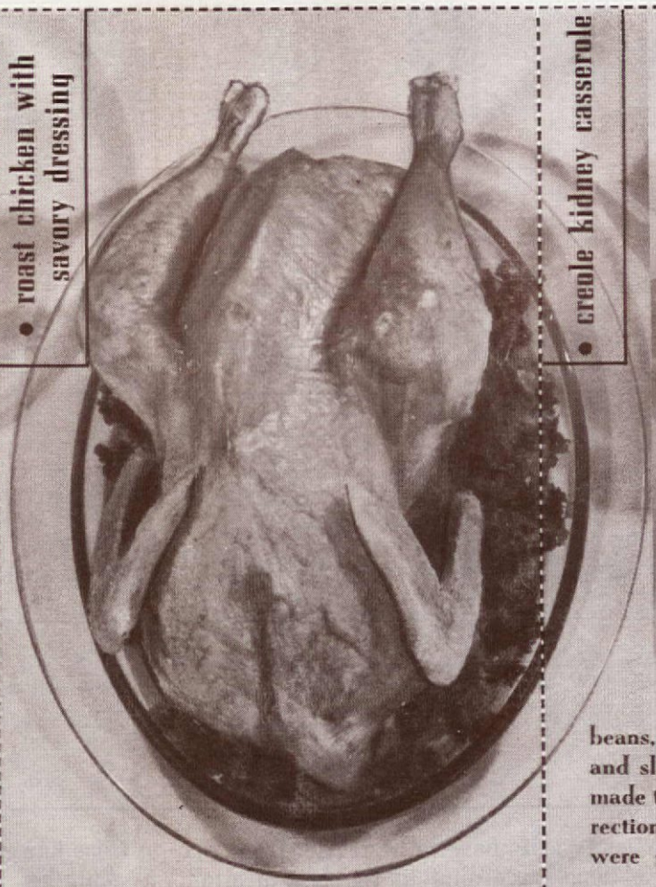

• creole kidney casserole

Alternate layers of beef liver or kidney (parboiled and cut into pieces) are arranged in a casserole with potatoes, string beans, and onions which have been cooked and sliced. Before baking, a spicy home-made tomato sauce is added. Complete directions for this nourishing supper dish were given in the January, 1943, issue

• pork butt with sweet potato dressing

• vegetable borsch

For a one-dish satisfying soup we suggest this vegetable borsch with sour cream. Easily made with fresh vegetables and flavored with meat drippings, such a borsch when served with rye bread, fruit, and cheese for dessert makes a complete meal

• garden vegetable casserole with eggs

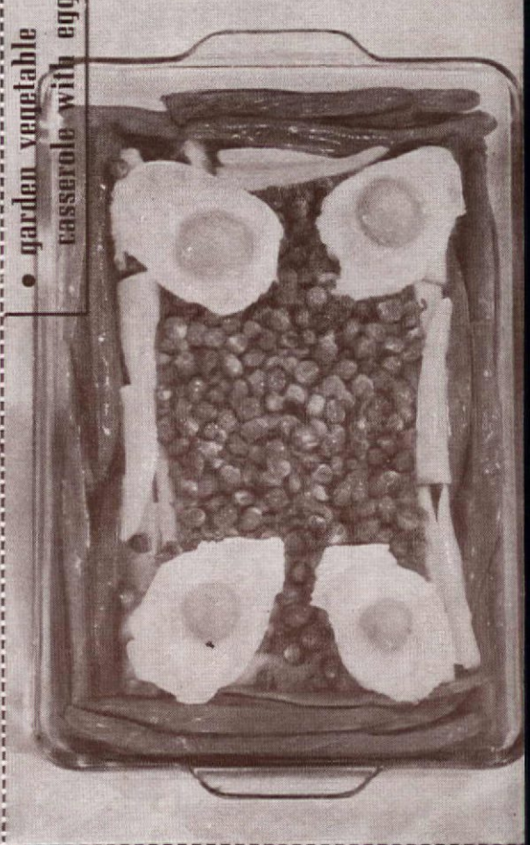

F. M. Demarest

"Dressed-Up" Meat Dishes

Recipe on the back of each photograph

• grilled toastwiches

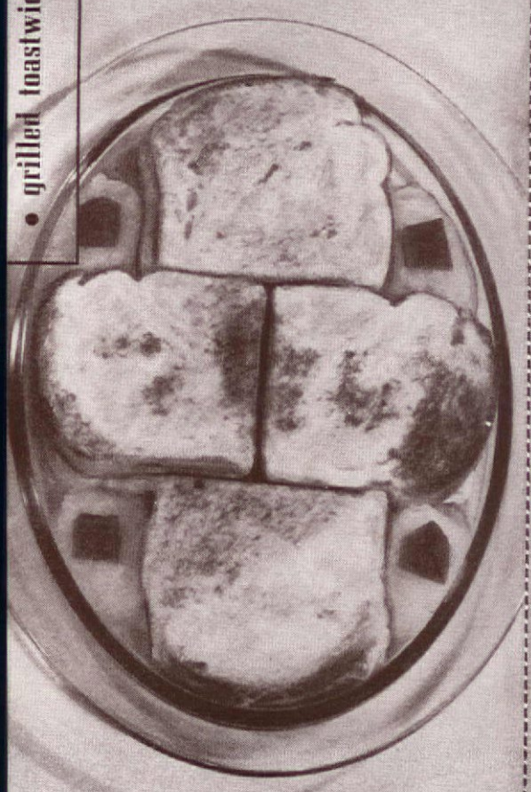

pork gems with mushroom and parsley sauce

For a glamorous luncheon dish to serve the family, or when company is invited to break bread, we suggest pork gems which use a very little left-over meat. To save precious fat, the meat mixture is baked in gem or muffin pans instead of frying. The party flavor comes with the special mushroom and parsley sauce poured piping hot over the pork gems

• curried chicken ring

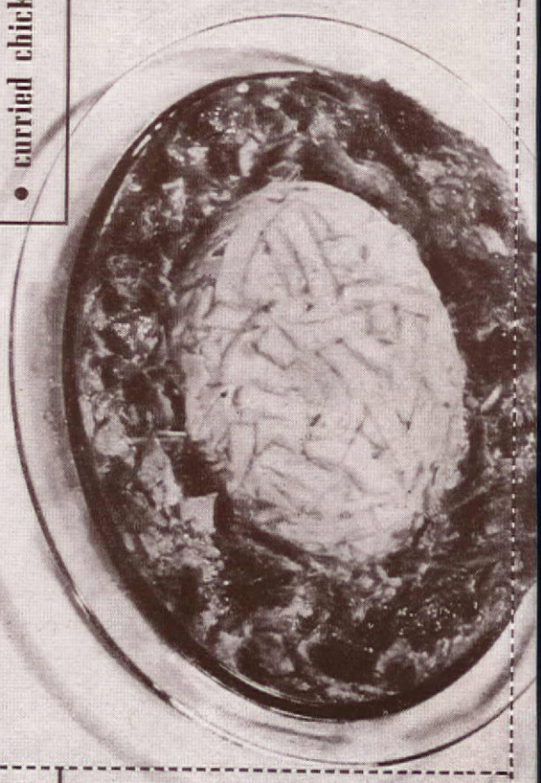

• Hamburger with mushroom sauce

• upside down meat loaf

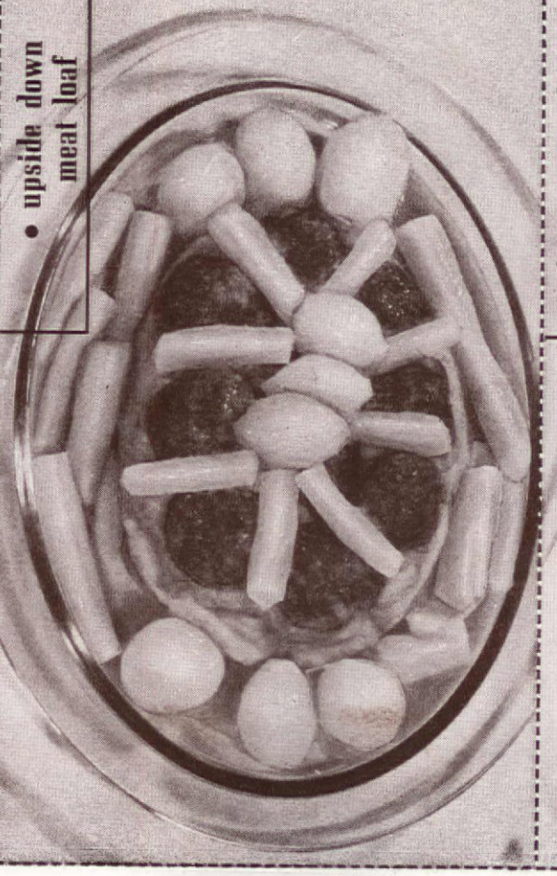

• victory scrapple with apple sauce

Ground left-over pork and cornmeal make victory breakfast scrapple

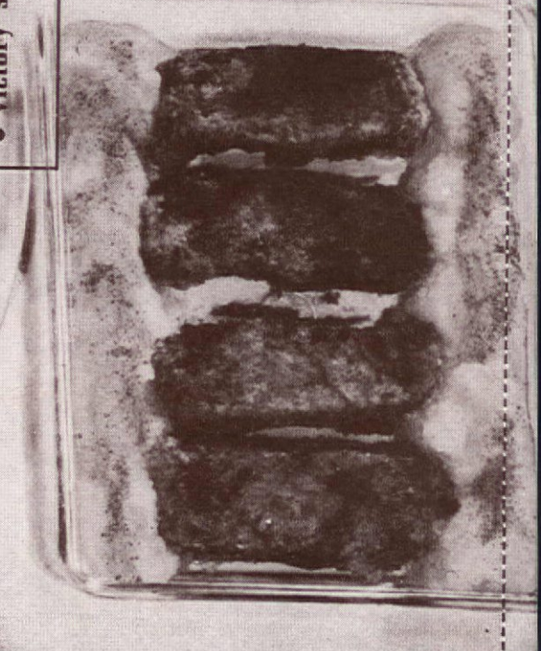

• victory scrapple with apple sauce

Preparation time: 23 min. (Allow 1½-2 hrs. for chilling)

1 cup left-over pork, ground
1 cup boiling water
1 bouillon cube
6 tbsp. corn meal
¼ tsp. salt
⅛ tsp. sage
1 tbsp. minced celery leaves
1 tbsp. minced parsley
1 egg
Cracker crumbs
2 tbsp. drippings

GRIND meat. Dissolve bouillon cube in boiling water, bring to boil again, and add corn meal slowly. Stir constantly until thick. Add salt, sage, celery leaves, parsley, and ground pork. Pour mixture into a loaf pan and chill until firm. Cut into four portions; dip in beaten egg, then in cracker crumbs. Fry in drippings until the slices are crisp and nicely browned. Serves 4—a treat for either breakfast or lunch. Serve with hot, spicy apple sauce.

229 cal. per serving. Source of vitamins A and B complex.

Tested in THE AMERICAN HOME KITCHEN

• upside down meat loaf

Preparation time: 1 hr., 20 min.

12 small whole carrots
12 small whole onions
1 lb. ground beef
1½ cups uncooked oatmeal
1 tsp. salt
¼ tsp. pepper
½ cup water
1 tbsp. drippings
2 tbsp. flour
1½ cups water
¼ tsp. salt

PREPARE vegetables for cooking; simmer until almost tender. Mix ground beef, oatmeal, salt, pepper; add water, mix well and shape into 12 meat balls. Brown in drippings. Remove meat balls. Brown flour in drippings; add water, stirring until gravy thickens. Arrange meat balls, a few carrots and onions in an oiled 8½" deep casserole. Pour gravy over casserole; cover with dumplings. Finish cooking remaining vegetables.

Dumplings

3 cups sifted flour
1 tbsp. baking powder
½ tsp. salt
1 tbsp. minced onion
2 tbsp. finely chopped parsley
2 tbsp. green pepper, chopped
½ cup raw carrots, grated
1 egg, mixed with water for 1 cup liquid

Sift dry ingredients together; mix with chopped vegetables. Add liquid, mix lightly, and drop by tablespoonfuls onto meat balls. Cover casserole, bake in mod. oven (375° F.) 45 min. To serve, turn upside down on platter and arrange cooked vegetables around it. Serves 6.

519 cal. per serving. Source of vitamins A and B complex.

Tested in THE AMERICAN HOME KITCHEN

• flounder with mushroom sauce

Preparation time: 1 hr., 40 min.

2 lbs. flounder (dressed weight)
Vinegar
1 cup soup greens
1 tbsp. salt
3 bay leaves
7 peppercorns
½ lemon
1 tbsp. shortening
½ lb. mushrooms, sliced
½ cup sour cream

CLEAN flounder, place in bowl, cover with vinegar, and let stand for 1 hr. Cook soup greens (celery and carrot tops, parsley and green pepper) in salted water for 20 min. Add fish, bay leaves, and peppercorns and simmer 10-15 min. or until fish is tender. Lift fish from water carefully and remove skin and bones. Arrange on a heat-proof platter and sprinkle with lemon juice. Melt shortening in frying pan and sauté cleaned and sliced mushrooms until lightly browned. Add sour cream and blend but do not cook. Pour sauce over fish and place under broiler until sauce is browned. Serves 4.

191 cal. per serving. Source of vitamins A and B complex.

Tested in THE AMERICAN HOME KITCHEN

• curried chicken ring

Preparation time: 35 min.

1 pkg. (8 oz.) wide noodles
1 tbsp. butter or vitaminized margarine
1 cup celery, chopped
1 cup chicken gravy
1 cup water
2 tbsp. flour
1 tbsp. curry powder
½-¾ tsp. salt
⅛ tsp. pepper
2 cups chicken, diced

COOK noodles in boiling salted water according to directions on pkg. Drain, add butter or margarine, and pack tightly into a well-oiled casserole. Keep hot in oven. Cook celery in small amount of water 15 min. Heat chicken gravy and water (using any celery stock which is left). Mix dry ingredients with just enough cold water to make a smooth paste. Add a few tablespoons of diluted chicken gravy to flour and curry mixture, then pour into hot stock, stirring constantly until thickened. Add celery and chicken; unmold noodles on a chop plate and pour curried chicken around noodles. Serves 4.

481 cal. per serving. Source of vitamin B complex.

Tested in THE AMERICAN HOME KITCHEN

• pork gems with mushroom and parsley sauce

Preparation time: 40 min.

1 cup ground roast pork
½ cup chopped unpeeled apples
¼ cup dry bread crumbs
½ tsp. salt
⅛ tsp. pepper
1 egg, slightly beaten
¼ cup milk

COMBINE pork, apples, and bread crumbs. Add salt and pepper to slightly beaten egg, stir in milk and add to pork mixture. Fill well-oiled custard or muffin pans and bake in a moderate oven (350°F.) 30 min. Makes 4 pork gems.

Mushroom and parsley sauce

2 tbsp. butter or vitaminized margarine
1 cup sliced mushrooms
2 tbsp. flour
1 cup milk
1½ tbsp. chopped parsley
¼ tsp. salt
Few grains pepper

Melt butter or margarine and sauté mushrooms until lightly browned. Add flour and stir in milk. Bring to boiling point, stirring constantly, and simmer for 3 to 4 min. Add parsley, salt, and pepper. Serve over pork gems. Serves 4.

268 cal. per serving. Source of vitamins A and B complex.

Tested in THE AMERICAN HOME KITCHEN

• grilled toastwiches

Preparation time: 15 min.

8 slices enriched bread
2 tbsp. peanut butter
4 thin slices American cheese
¾ cup chicken, diced
2 eggs
¾ cup milk
¼ tsp. salt

SPREAD slices of bread lightly with peanut butter. Lay a slice of American cheese on each of four slices of bread, then a layer of diced chicken. Top with a slice of bread to make sandwiches. Beat eggs slightly, add milk and salt, and dip sandwiches in it. Place on hot broiler pan and brown. Turn with a wide spatula and brown on second side. Makes 4 substantial sandwiches good enough for a main luncheon dish. Serve with hot, spicy apple sauce.

389 cal. per serving. Source of vitamins A and B complex.

Tested in THE AMERICAN HOME KITCHEN

Photograph printed on back of each recipe

feed our armed forces. The amount left is to be divided between civilians and this third group, upon which the length, fierceness and duration of the war depends. The more willing civilians are to share their food with the Allies and their valiant fighting men, the sooner this startling circumstance of civilians buying more food than ever before will be alleviated.

Meat is necessary for human dietaries because it is an essential animal protein. Other foods which come into this same classification are fish, poultry, eggs, cheese, milk. Dried peas, beans, lentils, and nuts are other sources of proteins. Whole grains, breads, cereals and some fruits and certain vegetables contain a percentage of protein.

Nutrition standards have been established whereby all the daily amounts of protein, fats, carbohydrates, minerals, and vitamins an adult or child should have are known. When all foods were plentiful, before the days of rationing, planning meals was fun. It meant trying to get in all the vitamins and all the family tastes—without concern for coupons or whether the market would have a supply. Food times have changed, but planning meals can still be fun. Individual tastes of the family can still be pampered to a certain degree, but meal planning today is a big challenge—a challenge to

BUY WAR BONDS AND STAMPS

The General reviews his troops

There are no bands, no bunting. His field uniform is faded from work and weather. His ambling army is all out of step. . . . *But this veteran dairy farmer ranks high in America's military strategy!*

Men must eat before they can fight. Nations must have food with their freedom. And nature's best food is *milk.*

America's dairy farmers made a magnificent contribution toward victory last year—nearly 120 *billion* pounds of milk —*a world's record production.* They did it in spite of labor and machinery shortages. They did it by working longer and harder — to help keep American workers and fighters *fit.*

The country can be proud of its farmers — for pitching in and producing bumper crops of corn, wheat, meat and other foods, as well as milk.

All food is *life* in a life-and-death struggle. Save food and you save lives. Save food and you help heroic farmers feed a hungry world.

We're sure that every American will co-operate in the nation's food conservation program. We're glad that our work at National Dairy can make an important contribution to this program, too.

Our laboratories will continue their constant, far-reaching research — developing, from milk, new weapons for war and new products for peace.

Dedicated to the wider use and better understanding of dairy products as human food . . . as a base for the development of new products and materials . . . as a source of health and enduring progress on the farms and in the towns and cities of America.

NATIONAL DAIRY
PRODUCTS CORPORATION
AND AFFILIATED COMPANIES

Originators of the Sealtest System of Laboratory Protection

WHEN YOU CHANGE ADDRESS—Be sure to notify the subscription Dept. of THE AMERICAN HOME at 251 Fourth Ave., N. Y. C., giving the old as well as the new address, and do this at least four weeks in advance. The Post Office Department does not forward magazines unless you pay additional postage.

get the correct proportions of enough foods so there will not be deficiencies in any of the important factors—protein, fats, carbohydrates, vitamins, and minerals.

Proteins are important. Formerly if the breakfast or lunch was light on protein, with a shrug of the shoulders, you would decide to have plenty of steak, or chops or roast, for dinner, and amends would be made. But it's different now, as if you needed any reminder! No longer should all the protein be concentrated in one meal; it should be divided when planning the three daily meals. No longer should a well-balanced meal be put off. Every meal—breakfast, lunch or dinner—should be carefully planned.

For instance, breakfast protein requirements will be contained in eggs, the one strip of bacon, whole grain or enriched cereal, and whole grain or enriched toast. Luncheon or supper protein can be left-over meat, fish, or poultry made into some glamorous dish; or it can be cheese or eggs. Dinner can still carry on the traditional main dish of meat, or fish, or poultry. The portions do not need to be large, nor are second helpings necessary.

Besides, there are many little tricks and ways to s-t-r-e-t-c-h meat into palatable dishes. Stuff a roast that has a pocket with bread or vegetable dressing. Or when using chopped meat add oatmeal or other cereals, and you'll have many more hamburgers. To conserve on fat, broil or bake whenever possible. Accept the challenge and have fun finding new ways to make the family happy with the limited rationed amount. Proudly you will show off the creation you made with a pound of meat.

FOR YOUR USE AND CONVENIENCE we planned a week of menus for a family of four—two adults and two school children with normal appetites. Just to be sure that this was not theoretical planning, we actually had the menus tested Our family did not go hungry, but they did not get second helpings of meat. They ate more vegetables —and appetites were satisfied.

As you will note, only 5½ pounds of meat were used for the entire week. This includes the half pound of bacon for Sunday morning breakfast, although it meant only two strips per person. Five pounds of chicken, two pounds of fish, a half pound of cheese, two dozen eggs, and a half pound of beans completes the protein order.

The one large meat purchase of the week was a three-pound fresh pork butt which was stuffed with a sweet potato and apple dressing. This pork butt served four slices of meat for dinner on Wednesday. The left-over meat, instead of being sliced thin and served cold, was combined with other ingredients and made into unexpected dishes. Pork Gems, hot and crunchy from the oven, served with mushroom and parsley sauce, is a good company dish, recommended if you are entertaining your women's club at luncheon. For Thursday's dinner in the planned week we used some of the pork for chop suey. Instead of noodles, we served the flavorful mixture on toasted ready-to-eat cereal. And there were enough pork pieces left to grind up and mix with cornmeal and make Victory Scrapple, a suitable Saturday breakfast dish, when served with hot, spicy applesauce.

THE SATURDAY NIGHT MEAL was intended for company—perhaps two guests. Buy a pound of chopped beef, add some oatmeal according to the directions in the recipe; form meat balls, work out a pattern with the meat balls and vegetables; put dumplings on top. When cooked, reverse from pan to platter, and, presto, you have an upside down loaf which deserves an ovation! It will serve six amply—but no second helpings! If your two guests have a hungry look, be more generous with salad, vegetables, and dessert.

You *can* feed a family of hungry individuals on the amount of food permitted according to the ration standards. Americans have always been fortunate enough to enjoy a varied diet, and meat has always been popular. But with the new system you and your family will not starve for lack of nutritious food constituents, because other proteins will help to balance the lack of meat. Maybe your family will sputter a bit, but with your ingenuity in preparing beautiful meals, the complaints can easily be converted into praise. It's really a small sacrifice when some men and women are offering their lives to Uncle Sam. If food will win the war, every mother in planning her daily meals is making a generous contribution to the war effort.

Meat, without bone, which is easily packed and shipped, is sent to our fighting men wherever they are stationed. When vital, meat is included in the shipments to the fighting men of our allies. Bony meat will be left at home for civilians to use. These two fac-

EVERBEST
Preserves and Jellies
OLD FASHIONED SPICED PEACH WITH CHERRY
We slice plump peaches that are bursting with flavor, spice them, add luscious cherries, and make a spread that sings to your appetite. A perk-up for every meal!
Please be patient if your grocer is temporarily out of EVERBEST PRODUCTS. Our armed forces must come first!



MAKES IRONING DAY SMILING DAY!



Sunlite Waterproof IRONING PADS

Yes, indeed, over a million women will tell you, "It's so easy to iron on a SUNLITE Waterproof IRONING PAD." There's nothing else like it—actually saves 20% ironing time—cuts electric bills 20%. See your dealer.

A Product of
SUNLITE MFG. CO.
MILWAUKEE • WISCONSIN

DEAD INSECTS
DESTROY NO FOOD, CLOTHING
Protect things costly to replace! Use Gator Roach Hives. Roaches, Waterbugs, Silverfish and Crickets eat bait from the protective tubes—and die! Long-lasting, clean and thoroughly efficient. Money back if not satisfactory. 35c pkg. If your dealer has none, send $1.00 for 3 pkgs. postpaid.
DE SOTO CHEMICAL CO.
Box 17, Arcadia, Fla.
GATOR ROACH HIVES

REMEMBER CHORE GIRL!
• Famous knitted copper pot-cleaning ball. She'll be back again . . . when copper's available.
METAL TEXTILE CORPORATION Orange, N.J., U.S.A.

END DOG NUISANCE IN YOUR GARDEN!

Keep dogs away from precious flowers, shrubs, evergreens, etc. Prevent damage with Liquid Chaperone, an amazingly efficient and harmless repellent. It works like magic. . won't dissolve in rain. One application lasts several weeks.
Send no money. Order by mail. C. O. D. $1, plus postage. (Or send $1, we pay postage). Money back guarantee.
SPRAY WITH LIQUID Chaperone
Sudbury Laboratory, 43 Dutton Road, South Sudbury, Massachusetts

tors control the amount of meat available for civilians. If you planned on having chops and you find only spare ribs at the market, be glad you can get spare ribs.

In the United States, Chicago, St. Louis, Kansas City, and New York are important meat-packing cities. The meat-packing industry has encouraged the production of animals which are good meat-producers. This is contrary to other countries, still comparative novices, which have not fully developed their meat-producing facilities. Probably the war will alter the situation, and in post-war planning, each country with meat-producing potentialities will enlarge its output with better stock.

By some strange coincidence, when income or buying power increases, the consumption of meat increases. This is substantiated by peak years of meat consumption. In 1927 it went up to 139 pounds per capita. More pork is consumed, than any other meat—this includes the many smoked cuts; then beef joins the line of popularity; lamb and veal conclude the list with a comparatively small consumption.

Here are some hints on how to get the most out of your meat purchase. First of all, take care of the meat you buy. Wipe it with a damp cloth, put it on a clean plate, cover lightly with waxed paper, and store in the coldest part of your refrigerator.

When cooking meat, either broiling, frying, roasting, or stewing, use a moderate temperature. Scientific tests have proved that high, intense heat shrivels meat into nothingness. For example, when preparing a roast, adjust your oven temperature to 350 degrees F. Put the roast in a drip pan—do not cover—place in the oven, and you will have a tender roast with a very little loss in weight.

Use all meat drippings for flavor; do not throw any away. Meat drippings not only make good gravy but also serve as the basis for soup stock and sauces. Use meat drippings on vegetables instead of butter. The flavor of meat is in the drippings, so utilize it. Buy what meat is available and plan your meals accordingly. Use every scrap of left-over. Use bones for soup stock. Balance your meat rations with other protein food.

Instead of being a cog in a wheel, you're a very important factor in this food picture. Which simply means that you must use what food is available in planning the most delectable, satisfying, and nutritious meals. Do you accept the challenge of today?

USE Ball ALL-GLASS JARS for WAR-TIME CANNING!

Foods canned at home in all-glass, metal-saving BALL Jars insure a balanced diet for your family. Grow a Victory garden—CAN everything you can! Use BALL Jars, Caps and Rubbers. Buy the BALL IDEAL, with glass top and "no-stretch" spring steel wire clamp—easy to seal and open. The new BALL No. 10 GLASS TOP SEAL closures (*glass* lid, rubber, and metal band) fit *any* Mason jar with smooth top edge, replacing all-metal caps. Band should be removed after 12 hours and re-used.

BALL BROTHERS COMPANY
Muncie, Indiana

BALL BLUE BOOK! Fill out and send in the coupon from the circular from a box of BALL Jars and get a BALL BLUE BOOK free. If you do not have the coupon, send 10c with your name and address.

YOU WON'T BE HUNGRY IF YOU CAN!

PRATT & LAMBERT-INC. • NEW YORK • BUFFALO • CHICAGO • FORT ERIE, ONTARIO

Prem around the bean pot!

Put sliced Prem in pan. Heat in oven (350° F.) for last 20 min. of bean-baking time. Serve with cole slaw or tart apple salad.

THE flavor of *this* juicy, tender meat (Sugar-cured the exclusive Swift's Premium way) does wonderful things for beans! Prem is popular for many wartime reasons: No bones, no waste, it is *all* meat. Ready-to-eat hot or cold. Nutritionally excellent, it supplies essential B vitamins, proteins, and food energy. Prem rates high on your shopping list—a grand buy for your "points".

SUGAR CURED *by the makers of Swift's Premium Ham.*

THE FINE ENGLISH DINNERWARE

Spode

GAINSBOROUGH

Start your set of Spode with an Individual Place Setting. Add more from open stock. Ask your dealer about the Place Setting Plan or write for Booklet 62.

Sole Agents and Wholesale Distributors
COPELAND & THOMPSON, INC.
206 FIFTH AVENUE, NEW YORK, N. Y.
Prices are subject to change.

Individual Place Setting $9.02

GRAVY MASTER
MAKES GRAVY GOOD
MEAT GOES FURTHER
Look for this bottle

WHEN YOU CHANGE ADDRESS—Be sure to notify the Subscription Dept. of THE AMERICAN HOME at 251 Fourth Ave., N. Y. C., giving the old as well as the new address, and do this at least four weeks in advance. The Post Office Department does not forward magazines unless you pay additional postage.

FOUR WAYS BETTER

Economy - Good Appearance - Long Life - Insulation

CERTIGRADE Red Cedar SHINGLES ON ALL GRADES
RED CEDAR SHINGLE BUREAU

Red Cedar SHINGLES

RED CEDAR SHINGLE BUREAU, SEATTLE, U. S. A., VANCOUVER, CANADA

Spring Clean-Up!

THIS year as never before spring cleaning is a dual purpose job. In the main, of course, it is designed to get rid of the winter's unavoidable aftermath of dust, dirt, grime, and smudge. But in addition, it is an important phase of the clear-for-summer-action program whereby most of us are going to simplify our warm weather housekeeping even more than we used to do in normal times. We may not all go to quite the lengths of one of our contributors, **KAREN FOSS ZIMMERER,** but her methods offer some constructive suggestions that are well worth thinking about. Says she:

"We move outdoors when spring takes over and, until Jack Frost nips the early chrysanthemums, we spend a lot of time there—eating under the apple tree or on our open porch and entertaining there, too. So we make a clean sweep of the indoors and go inside principally to sleep. All winter we have enjoyed the inviting warmth and coziness of the fireplace, the heavy draperies and the curtains that conceal the bare branches of the trees and help keep out cold drafts. But now we begin to denude the windows as the trees, shrubs, and vines outside frame them in delicate green foliage. We roll up the heavy rugs (of course, after thorough cleaning and mothproofing them), store them in the attic, and replace them with summer rugs where any are needed. All extra gimcracks disappear from mantel and window ledge; coffee

MAKE OLD BRUSHES *LIKE NEW*
KEEP NEW BRUSHES IN TOP CONDITION

Actual Photograph

Here's the answer to wartime brush scarcities. Cabot's amazing new brush cleaner removes all of the hardened old paint, varnish or lacquer right down to the heel. Leaves bristles soft, flexible, lustrous. Harmless to setting. Ideal to keep new brushes in top condition. Non-caustic, non-inflammable. Does the job quicker, better—more economically.

Try it! Ask for some today at your nearest paint or hardware dealer, or send 25¢ to cover mailing—packing costs for 4 oz. bottle. Samuel Cabot, Inc., 1232 Oliver Building, Boston, Mass.

SAVE YOUR BRUSHES WITH
CABOT'S BRUSH CLEANER
AND WHEN YOU PAINT USE

Cabot's DOUBLE-WHITE *and* **Gloss Collopakes**

Snap-On SCREEN PATCHES

Tiny, patented hooks snap on easily without removing screen and leave no rough edges. One or more patches repair any size hole. Bronze or galvanized.
at local stores **6 for 25c** *or from*
SCREEN PATCH CO., Com'l Tr. Bld'g, Phila.

Now She Shops "Cash And Carry"

Without Painful Backache

Many sufferers relieve nagging backache quickly, once they discover that the real cause of their trouble may be tired kidneys.

The kidneys are Nature's chief way of taking the excess acids and waste out of the blood. They help most people pass about 3 pints a day.

When disorder of kidney function permits poisonous matter to remain in your blood, it may cause nagging backache, rheumatic pains, leg pains, loss of pep and energy, getting up nights, swelling, puffiness under the eyes, headaches and dizziness.

Don't wait! Ask your druggist for Doan's Pills, used successfully by millions for over 40 years. They give happy relief and will help the 15 miles of kidney tubes flush out poisonous waste from your blood. Get Doan's Pills.

Free for Asthma

If you suffer with attacks of Asthma so terrible you choke and gasp for breath, if restful sleep is impossible because of the struggle to breathe, if you feel the disease is slowly wearing your life away, don't fail to send at once to the Frontier Asthma Co. for a free trial of a remarkable method. No matter where you live or whether you have any faith in any remedy under the Sun, send for this free trial. If you have suffered a lifetime and tried everything you could learn of without relief; even if you are utterly discouraged, do not abandon hope but send today for this free trial. It will cost you nothing. Address

Frontier Asthma Co. 324-K Frontier Bldg.
462 Niagara St., Buffalo, N. Y.

tables and side tables join the rugs in the attic; even some of the chairs grouped by table or fireside and several of the lamps go into retirement, with the result that a feeling of coolness and spaciousness takes possession of what had suddenly begun to seem an unbearable and unnecessarily cluttered living room. You see, it all helps me practice as well as preach the gospel of 'easy does it.' All those things need dusting and other attention, and now that the outdoors demands and invites me, I find that getting rid of all but the barest outline creates a welcome effect of coolness and makes for easier housework. Then, lo! when winter approaches again, all those stored

• upholstered pieces (dry suds)

THE first step in cleaning any material by the "dry suds" method is to have it free of loose dust and dirt. So first give that upholstered chair or sofa a thorough brushing or vacuuming. Then dip a small, dampened brush in the freshly prepared suds and lightly scrub a small area with a gentle circular motion; brush off any excess suds, and rinse off the rest with a clean cloth wrung out of clear water. Treat an adjoining spot, letting it overlap the first, and continue scrubbing and wiping until the entire piece has been cleaned. Rub it all over lightly with a dry cloth. If you have never cleaned this piece, test for color fastness in an inconspicuous place.

• making dry suds

—Georgia Leffingwell. Photograph, Cleanliness Bureau

DRY SUDS are a make-it-yourself cleaning agent that offers a number of advantages in the busy spring-cleaning season—or any season, for that matter. It is easy to make and to use, saves time, effort, and expense, and, applied with only a few precautions, entirely safe for a variety of materials. Here is the recipe:

To five cups of water, add one half cup of packaged soap, shaved bar soap or the soap scraps that you, like many another home maker, have probably been saving carefully for the last year. Don't, however, use coarse, alkali-carrying laundry soap. Bring to a boil for a minute or two so all the soap dissolves; let cool to form a "soap jelly." Whip this jelly with an egg beater or electric mixer until it becomes stiff, almost dry lather. Use at once while it is practically moisture free.

• moth extermination

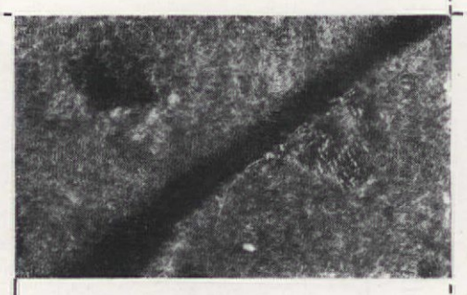

MOTHS, like many other pests of household and garden, are typical fifth columnists, undercover workers, whose presence and activities are usually discovered after irreparable damage has been done. To continue the simile, means of controlling and defeating them include: extermination, permanent exclusion through unremitting vigilance, prevention of conditions under which they work and breed, and, occasionally, repression or "internment." The last, being but temporary, should always be replaced by one of the others as soon as possible. With moths, it consists of cold storage or any treatment that keeps the creatures inactive but does not destroy them or their eggs and thus prevent future operations.

Moth damage to materials in use is prevented by frequent brushing, airing, and sunning. When materials of wool or hair are to be stored, thorough cleaning (washing if possible) is absolutely essential. (*Please turn over . . .*)

• blanket care



PROPER washing cleans and also preserves. Don't wait till scrubbing is needed; send to laundry for spot removal. At home, wash blankets singly, 3 to 5 minutes by hand or machine, in luke warm, soft water with gentle soap fully dissolved. To remove excess water at any time, squeeze, don't twist. Rinse well (in two or three waters), squeezing each time. Hang on clean line evenly with length crosswise (as shown in sketch below) and pull gently into shape. When partly dry, reverse on line to prevent sagging. When blanket is quite dry, brush gently with a clean whisk broom to raise the nap. Always make the strokes in the same direction—toward the binding. Done occasionally between launderings, this light brushing not only removes dust and avoids washing but also fluffs up the nap and keeps blankets soft.

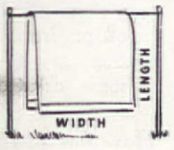

CHURCH & DWIGHT CO., Inc.
10 Cedar Street, New York
Please send me FREE BOOK, describing uses of Baking Soda, also a set of Colored Bird Cards. W-34
NAME
STREET ADDRESS
CITY OR TOWN
STATE (PLEASE PRINT NAME AND ADDRESS)

"A package of Arm & Hammer, which will give many weeks of brushings, costs just a few cents. Isn't a tooth cleanser so effective, yet so inexpensive, worth trying?"

"Try this Baking Soda for about ten days and you'll prefer its effective cleansing action and its pleasant, clean after-taste to any dentifrice you may now be using."

"Now we're all converts and Arm & Hammer is our regular tooth cleanser. It's surprising how quickly it helps to restore the natural color of your teeth."

"When I read that Arm & Hammer Baking Soda is one of the tooth cleansers acceptable to the American Dental Association Council, I tried it."

ARM & HAMMER OR COW BRAND BAKING SODA

Chasing cars is a serious matter—and unnecessary. In my section, we have a way to break recruits of car-chasing. It's quick and certain!

My method comes straight from the new 1943 Sergeant's Dog Book—and it works! Every dog owner ought to have that book. Tells about training, feeding and treating illnesses. New articles on dogs in wartime, too.

Get the *free* Dog Book—and famous Sergeant's Dog Medicines—at drug or pet stores. *For your dog's good.*

FREE SERGEANT'S
Dept. 64-E, Richmond, Va.
Please mail NEW, 1943, 40-page, illustrated Sergeant's Dog Book to:
Print
Name
Address
City State

Sergeant's
DOG MEDICINES

—and
for a mere penny!

"Packers is the only soap I've ever used on my child's hair," says Mrs. J. F. Korman of White Plains, N. Y., mother of this lovely little girl.

Give your child the advantage of regular shampooing with Packers Tar Soap. ***Shampoos with Packers average less than a penny***—just about one-fourth the cost of bottled shampoos! Get a 25¢ or 10¢ cake.

No soap is more reliable than this 74-year favorite! And Packers' rich pine-cone color . . . its piney fragrance . . . its rich, creamy lather that rinses so easily and leaves the hair so refreshed and gleaming...are as pleasant for your *own* hair as the children's! The whole family will enjoy it!

Shampoo with
PACKERS TAR SOAP

away belongings become suddenly dear and wanted to refresh our winter spirits!"

The accompanying suggestion cards go into some of the details of the clear-away cleaning campaign. But before we start back, what ammunition are we going to need for it? Water, obviously; and we'll want it warm but not hot. As **JULIETTA K. ARTHUR** reminds us, "when it is uncomfortably hot to the hands, it is too hot for the household finishes on which you will want to use it. Also, whatever you may do outdoors, use it sparingly inside and always wipe it up promptly; never let it stand on floors, walls, metals, and wood trim, or soak into cracks or under cemented coverings."

• washing rugs

BASIC care of rugs involves, of course, regular and frequent cleaning with sweeper or vacuum to prevent dirt from becoming embedded. Laundering of large rugs, and spot removal, are best left to professional cleaners. Small rugs that cannot be tubbed can well be given a dry suds shampoo. First sweep and vacuum well both sides. Then lay right side up on table or other smooth surface, with plenty of clear water, stiff brush and several cloths handy. Starting at one corner, apply suds and scrub firmly and evenly, using circular motion. Scrape off any suds with ruler or spatula, then quickly rinse with cloth wrung out of clear water and dry with another clean cloth. Move along and clean another section, making sure it overlaps the first. When job is finished and rug is completely dry, use clean broom to raise the nap. *Be sure it is dry.* Hooked rugs should not be tubbed, but take kindly to the above dry treatment.

• glazed chintz

—Georgia Leffingwell. Photograph, Cleanliness Bureau

SLIP covers, curtains and other objects of glazed chintz can be made bright and fresh by the dry suds method, a clean sponge being used instead of a brush. If the material has a washable backing, rip it off and wash it separately. Lay chintz on flat surface and, after brushing off all loose dust, apply dry suds to a small area with sponge; then rinse with another, slightly dampened, clean sponge or cloth. Use as little water as possible to avoid destroying the glaze. Continue treating overlapping spots; then, when the whole thing is finished and thoroughly dry, press it with a moderately warm iron. If, after long use and repeated washings, a chintz has lost much of its gloss, the effect can be restored by going over the entire surface lightly with a brush dipped in white shellac, as pictured above. Use a small amount of shellac at a time. Work gently and do not give a second coat lest you stiffen the fabric and darken it.

• blanket care

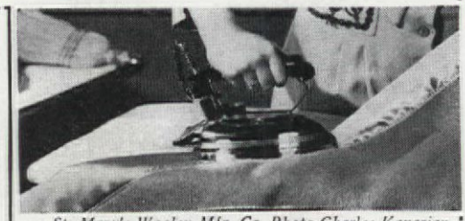

St. Mary's Woolen Mfg. Co. Photo Charles Kanarian

IF BLANKET binding is badly soiled, wet it and rub it (or gently brush it) with a thick lather of mild soap. After rinsing and pressing (not wringing) to remove excess water, pull straight and press with a moderately warm iron. If binding is of acetate rayon, use a cooler iron. And in any case avoid creasing the outer edge which may cause it to crack and wear out with astonishing rapidity.

STORE unused blankets only after they have been freshly laundered and preferably put them in tightly sealed containers in a cool, dry place. However you pack them, wrap them loosely, and if they are to be placed on shelves, put them on top of rather than under piles of sheets or other heavy articles. On beds, treat blankets kindly; don't pull or twist roughly when removing, and keep them off the floor.

DON'T: iron any part but binding; try to remove spots at home, or attempt dyeing.

How *not* to treat blankets!

• moth extermination

WHEN goods are completely freed of moths in all stages, they can be protected indefinitely if wrapped or enclosed in airtight, sealed containers. This does *not* mean loosely wrapped and tied newspaper packages, "moth proof" paper bags with a wire hanger protruding through a hole in the top, or anything that has been torn open even a little bit to check the contents.

Remember that moth repellents, such as red cedar containers or shavings, moth balls, etc., rarely, if ever, kill, and in any case do not endow the treated materials with any miraculous power to repel or destroy moths when removed from the container or when the effect wears off. The same thing applies to the various moth sprays which are effective as repellents.

Total warfare against moths calls for careful fumigation (for detailed instructions get Farmers' Bulletin 1353, 10 cents from Superintendent of Documents, Government Printing Office, Washington, D. C.) or expert moth proofing, which is not an ordinary home-cleaning job. As there are numerous moth-proofing processes and chemicals which give various types and degrees of protection, claims for garments and other objects sold as moth proof should be carefully scrutinized and understood before a purchase is made or the subject put away for summer or winter storage.

Courtesy, Stretching the Household Dollar, *Household Finance Corp.*

Of the two main kinds of soap—the mild, neutral sort and the stronger type containing alkalies—leave the latter for heavy work, laundering coarse goods, etc. and stick to the former for furniture, rugs, textiles, and so on. As noted herewith, the dry suds or glorified soap jelly method of cleaning has numerous possibilities and advantages, used, of course, according to the directions given by the makers of the standard, reliable, tried and tested soap products. If simple water and mild soap don't accomplish all you desire, you can add small quantities of some of the alkali cleansing agents sold separately under trade names. One of them, technically trisodium phosphate, should be

• garden tool tips

DON'T let a broken handle cause you to throw a garden tool away; replace it with a new handle of the right length, weight and type to fit the user. With rakes and hoes of the shank and ferrule style, hammer ferrule hard on each side of the fastening nail head (1) and pull nail with hammer (2). Knock head loose, hitting alternately on sides of rake head or on neck of hoe (3). Note exact distance from nail hole in shank to mark scratched near head or blade (4). Grease or oil shank slightly and insert through new ferrule (sold with handle) into the new handle, keeping the grain of the wood at right angles to the edge of the tool. When firmly set, drive it home by pounding a rake or other level-head tool vigorously on the floor (5, overleaf); or fix the curved neck of a hoe in a vise and hit handle with a heavy hammer.

• painting points



Courtesy American Women's Voluntary Service, Inc.

IN painting a wooden chair, work from below first, covering all bottom and side surfaces; then, when placed upright for finishing, there will be no "holidays." Have surface smooth, clean and dry. If new wood, rub well with No. 0 or 00 sandpaper; wipe free of dust; apply coat of flat paint for ordinary paint finish or of "undercoat" for enamel finish; sand lightly with 00 sandpaper; wipe clean and apply paint or enamel. For a repainting job, if surface is in good condition and new color is not lighter than the old, scrub with strong washing powder solution, rinse, dry and sand with No. ½ or 0 sandpaper; dust off and paint. In the case of one or more old coats of paint or enamel in poor condition, remove by scraping, or, if that proves difficult, with paint remover and proceed as directed for repainting. Do not work on rainy days or the paint won't dry.

• door troubles

FOR commonest ailment—squeaky hinges—the cure is, of course, oil. Pry and drive hinge pin up (use screwdriver and light hammer) but not far enough to let hinge fall apart. Apply few drops of oil at top; swing door to and fro until it works down. Drive pin into place and wipe off any exuding oil lest it drop on carpet. Repeat on all hinges, naturally.

If door doesn't catch, first see if it sags; if so, see other side of card. If not, rub chalk thickly all over sloping face of latch and close door. Then examine striking plate (set flush in frame) for chalk marks above or below latch opening. If only slight adjustment is needed, opening can be enlarged by filing top or bottom; if more is needed, remove and reset striking plate, higher or lower, enlarging mortise in frame to take it. Follow same procedure if lock doesn't catch, after chalking face of bolt.

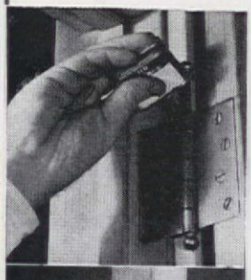

F. M. Demarest photograph; courtesy American Women's Voluntary Services, Inc.

• chair repair

TO REFRESHEN rung, clean end, smear generously with strong glue thickened with sawdust. Insert in hole (be sure all rungs are in place),



drive home with padded hammer. Wipe off excess glue. Hold with cord tourniquet till dry.

Amazing Professional Mothproofing Method now available for home use

NO ODOR • NO WRAPPING • NO STORING AWAY

Just a few minutes spraying with LARVEX—and Mrs. Neal has saved her husband's new suit from moth holes *for a whole year.*

WHY? Moths will actually starve to death before they will eat LARVEXED clothes, sofas or rugs!

This is the professional mothproofing method used by leading woolen mills, laundries and dry cleaners.

And, LARVEX is inexpensive—only 79¢ per pint, $1.19 per quart. Dry-cleaning won't impair its year-long protection. Use LARVEX *—be safe!*

➡ LARVEX IS DIFFERENT

QUICK! A few minutes with LARVEX will mothproof a woman's coat for 12 months!

. . . CHEAP! Just *one* LARVEXING will mothproof this $89 upholstered chair *for a year!*

SURE! See this spectacular display at your Larvex dealer's. A covered dish showing treated and untreated cloth with live moth worms. Proof right before your eyes that moth worms will not eat Larvexed fabrics!

At all Drug and Dept. Stores
Larvex, New Brunswick, N. J.

ONE SPRAYING MOTHPROOFS FOR A WHOLE YEAR..

LARVEX

Registered Trade Mark

The Easy way to

Fight Toilet Germs—

SANI-FLUSH takes every speck or messy work out of toilet sanitation. It removes stains, film and incrustations that collect constantly. You don't scrub. Every application of Sani-Flush cleans away recurring toilet germs and a cause of toilet odors. Use it at least twice a week.

Don't confuse Sani-Flush with ordinary cleansers. It works chemically. Even cleans the hidden trap. *When used according to directions on the can—Sani-Flush cannot injure septic tanks* or their action and is absolutely safe in toilet connections.* Sold everywhere. Two convenient sizes.

***FREE for Septic Tank Owners**

Septic tank owners don't have to scrub toilets, either! Tests by eminent research authorities show how easy and safe Sani-Flush is for toilet sanitation with septic tanks. For free copy of their scientific report, write: The Hygienic Products Co., Dept. 15, Canton, Ohio.

Sani-Flush CLEANS TOILET BOWLS WITHOUT SCOURING

New FOOT RELIEF

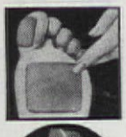

Try Dr. Scholl's KUROTEX —soft, flesh color foot plaster. Gives quick relief when used on corns, callouses, bunions and tender toes. Cushions sensitive spots. Prevents blisters, instep ridges, chafed heels. Economical! At Drug, Shoe, Dept. and 10c Stores.

Dr. Scholl's KUROTEX

QUICK REPAIRS!

Holes and cracks in floors or baseboard can be quickly repaired with Plastic Wood. Handles like putty, hardens like wood. At Paint, Hardware and 10¢ Stores.

PLASTIC WOOD

used in the very moderate proportions of half a tablespoon to a gallon of water. Another—everyday washing soda—can be used up to four times as strong as that; but again, take care to rinse it off promptly and generously. Household vinegar is another of these cleaning complements, excellent when needed, but to be used with judgment.

Generally speaking, then, clean things dexterously, rapidly, thoroughly and in this order: First, remove all possible loose dirt by brushing, shaking, or vacuuming; next, test for color fastness in some inconspicuous spot; with soaps and other agents, use only necessary water, rinse promptly, and dry. On leather, follow with saddle soap, or dressing.

• painting points

WHEN working out ornamental designs on wooden furniture with paint or enamel, or refurbishing other woodwork about the house, clean stripes and sharp edges can be assured by applying Scotch masking tape to the surface after painting it the basal color, then brushing the contrasting color right up to and over the tape and, when it is dry, stripping off the tape as shown above. A popular and attractive change from paint or enamel, especially for fine woods, is natural or clear finish, usually preceded with a coat of "wood filler" in the case of "open grain" woods, but not with "close grain" types. Sand with the grain to a very smooth surface using 00 or 000 paper. Dust and apply stain if a special color is desired. Sand again lightly twice, applying a thin coat of shellac between. Finish with one or more coats of varnish.

• garden tool tips

WHEN tool head is solidly seated in the handle, measure the distance previously noted on ferrule, punch a hole through top and bottom of ferrule with sharp nail or prick punch, drive a nail through and clinch it underneath.

In the case of socket-handle tools, if the handle is held in place with nails, knock them loose or cut heads off with a cold chisel; *don't hammer the socket.* Remove the head by striking the neck (of a hoe) or the cross piece (of a rake), not the edge of the socket. Oil or grease end of new handle, insert in socket and drive home as directed on other side of card; or clamp the D handle of a spade or spading fork between protecting boards in a vise and drive head with heavy hammer and block of wood.

(Directions and sketches from "New Tools for Old" leaflet of Union Fork and Hoe Co., Columbus, Ohio)

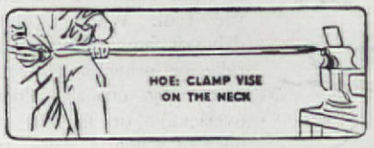

• porch furniture

FURNITURE that must stand the weather calls for special attention, especially if of non-replaceable metal. If paint on such a chair or hammock is scaling, remove all loose parts and rust with sandpaper or emery cloth; for a better job use paint remover. Clean well with turpentine before applying priming coat which should dry thoroughly and be rubbed lightly with fine sandpaper before enamel or weatherproof paint is applied. Paint in good condition need only be cleaned with turpentine, lightly sanded and given a new coat. Paint, varnish and other finishes are not easily removed from cane or wicker so should be renewed before they scale or crack. Scrub clean with soap, rinse, and dry thoroughly before applying new coat.

Photo: Wurts Bros.



• door troubles

A LOOSE door knob means that the countersunk screw that holds it to the square shaft is loose or missing and must be either tightened (see below, left) or replaced with one of the right kind and size (not an ordinary wood screw). Some knobs are threaded to screw onto the shaft for greater security.

A door may sag and fail to latch or lock (a) because of loose hinge screws or (b) because the hinge has been inexpertedly sunk too deep in the door jamb. For (a) tighten screws, filling holes with plugs or plastic wood if necessary. For (b) put block under door, remove screws, loosen hinge leaf, cut some "shims" of cardboard (below, right) and insert enough behind hinge to bring it flush with door jamb.



Water Lily

Gracefully cupped petals and smooth round leaves combined with new and original art shapes distinguish this lovely new pattern by Roseville. Fifty pieces — Rose, Ciel Blue, Walnut Brown. Moderately priced at dep't stores, gift shops.

Send 10c for pottery booklet
ROSEVILLE POTTERY, INC.
Dept. A-53, Zanesville, Ohio

ROSEVILLE
DECORATIVE ART POTTERY

THE WARFIELD BY Brandt
AMERICA'S MOST USEFUL TABLE

Closed, it serves as a handsome side table; partly open, use it for breakfast or cards; further extend it to seat 6 or 8; fully extended, seats 12.

4950 STORES EVERYWHERE SELL BRANDT TABLES
BRANDT CABINET WORKS INC • HAGERSTOWN, MD.

Make Your PAINT BRUSHES LAST!

Good, long bristled, new Brushes are scarcer than hen's teeth! Conserve and prolong their life by cleaning with Paint Brush Bath after every use. It keeps the bristles of new brushes clean and flexible. It restores neglected, hardened old brushes to life and service. 5¢ package cleans several brushes. Ask for Dic-A-Doo Brush Bath at paint, hardware and 5 & 10¢ stores. Patent Cereals Company, Geneva, N.Y. ... makers of famous DIC-A-DOO PAINT CLEANERS.

DIC-A-DOO PAINT BRUSH BATH 5¢

DIC-A-DOO PAINT BRUSH BATH

"Dear American Home"

LAST fall a few women in the little New Jersey town of Red Bank began to wonder about the great influx of women defense workers. They were scattered in rooms and tiny apartments or gathered in makeshift dormitories converted from big, old houses, and they came from all over the country often alone, perhaps with a girl friend. But what were they doing in their spare time? Were they lonely, homesick, eager to know others like themselves?

Apparently they were, so the Red Bank women, deciding to do something about it, asked each church to send delegates to a meeting that formed the Inter-Church Council for Women Defense Workers. Then they threw a Hallowe'en party in one of the churches, advertising it in the local papers, inviting the workers, and providing pumpkin pies, doughnuts, and cider. Did the girls come? Did they love it? YES! And, after a confab with the Council, they decided they would like to have one of the church social halls opened to them each Wednesday, from 1 to 10 P.M. The Council agreed to provide games, music, reading materials, and sewing machines, and then to leave the girls to themselves, except that a few members are always in the background ready to lend a listening ear or help solve a problem. You see, there is nothing charitable about the project. The girls, earning good wages, are able and glad to pay for their fun—which ranges from 35 to 45 cents each per day.

There is no ballyhoo about the Wednesdays; word is passed from one to another and circulars are given to friends inviting them to join "The Sojourners" whenever they have time on their hands and would like "a nice warm place to

Time for War Job and Kitchen, too!

A work schedule tuned to the tempo of defense factory work with before and after kitchen jobs listed which will help to run a household with commando efficiency. Included are wartime hints for speedily washing dishes, windows, and floors, plus suggestions on how to take care of your range and refrigerator for the duration. Ask for 148 and send a 3-cent stamp to THE AMERICAN HOME, 251 Fourth Avenue, N. Y. C.

"NEW ORDER"... AMERICAN STYLE

• When the slave systems of Hitler and Tojo have been banished from the earth, Americans will return once more to that glorious adventure—the building of a new home!

• Ready to help them with more beautiful homes are the Western Pines*—those amazingly versatile, soft-toned woods that bring such charm and beauty to a house, inside and out.

• You may be planning some remodeling now. Or you may be planning your future new home. In any case, you should investigate the distinctive and practical advantages of the Western Pines. You'll find a lot of useful ideas in the booklet, "Western Pine Camera Views." Write today for your FREE copy. Western Pine Association, Dept. 173-F, Yeon Building, Portland, Oregon.

*Idaho White Pine *Ponderosa Pine *Sugar Pine

THESE ARE THE WESTERN PINES

WHEN YOU CHANGE YOUR ADDRESS

Be sure to notify the Subscription Department of THE AMERICAN HOME at 251 Fourth Ave., New York, giving the old as well as the new address, and do this at least four weeks in advance.

The Post Office Department does not forward magazines unless you pay additional postage, and we cannot duplicate copies mailed to the old address.

Get This FREE BOOKLET

"How to Repair and Refinish Furniture"

24 pages—helpful, illustrated directions make it easy! Restore chairs, tables, etc., yourself—give them new life. Write today!

SAVOGRAN CO., 2 India Wharf, Boston, Mass.

SAVOGRAN PRODUCTS FOR HOME UPKEEP

GIVES FOOT COMFORT QUICKLY!

● Tired, aching feet are made happy by a MU-COL foot-bath ... used regularly by many hospital trained nurses for many hygienic benefits. MU-COL is an inexpensive powder, quickly soluble, safe for family use. Sample *free* by mail.

Mu-col THE MU-COL CO. Dept. AH-53, Buffalo, N.Y.

Hallmark
QUALITY FURNITURE

Space-saving Junior size Dropleaf Table seats six when opened. One of several offered in the new 1943 Hallmark Quality line of fine furniture. Made of selected Mahogany veneers and solid hardwood. Table $27.95, Duncan Phyfe Side Chairs $7.25 each, f.o.b. factory. See over 500 Hallmark Quality selections in Wards latest General Catalog ... or visit Wards nearest Retail Store or Order Office, where New 64-Page Booklet is yours for the asking. Otherwise, send 10 cents in coin for Booklet to Department AH-5.

MONTGOMERY WARD & CO. CHICAGO, ILLINOIS

HOME HEALTH DEFENSE IS ESSENTIAL TO NATIONAL DEFENSE

CLOROX CLEANLINESS

...a vital aid in Greater Health Protection!

WHY TAKE CHANCES! "When it's CLOROX-CLEAN it's hygienically clean!"

"KEEP AMERICA STRONG" is one of today's watchwords. Help keep your family... your part of America... strong by safeguarding its health. Health protection in the home is more effective when you use Clorox in routine cleansing of kitchen, bathroom, and laundry germ "danger zones". Clorox makes china, glass, tile, enamel, porcelain, linoleum, wood surfaces, also white and color-fast cottons and linens, truly sanitary... deodorizes and removes stains, too. By using Clorox regularly you assure Greater Home Sanitation. Simply follow directions on label.

AMERICA'S FAVORITE HOUSEHOLD DISINFECTANT

CLOROX Disinfects DEODORIZES BLEACHES REMOVES STAINS

FREE FROM CAUSTIC

Copr. 1943, Clorox Chemical Co.

YOUR HOSPITAL AND DOCTOR BILLS PAID!

3¢ A DAY HOSPITALIZATION PLAN

SICKNESS or ACCIDENT

Don't allow Hospitalization expense to ruin your life savings. Insure NOW...BEFORE IT'S TOO LATE! In case of unexpected sickness or accident you may go to any Hospital in the U. S. or Canada, under any Doctor's care. Your expenses will be paid in strict accordance with Policy provisions. Individual or entire family eligible (to age 70). No agent will call.

POLICY PAYS
Hospital Expenses for Sickness or Accident up to $540.00
Doctor Expense up to $135.00
Loss of Time from Work up to $300.00
Loss of Life $1000.00
War Coverage ... and other valuable benefits.

MAIL COUPON AT ONCE

NORTH AMERICAN MUTUAL INSURANCE CO.
Dept. AH3-5, Wilmington, Del.
Please send me, without obligation, details about your "3c A Day Hospitalization Insurance Plan".
Name .....
Address .....
City ..... State .....

go, someone to talk to, a piano to play, good things to eat." As they arrive, they do whatever they want to—sew, read, knit, or talk. Toward dinner time those on hand start to get the meal ready according to a menu planned the week before, with supplies bought by a Council member. Others set the table and make salad or dessert; late comers understand that they will do the dishwashing and clearing up, while the rest amuse themselves, go to the movies, or take part in a Spanish class. Recently, as a member of the Council, I enjoyed one of the girls' delicious dinners and had such a good time sharing their fun that I thought you and women in other little towns all over the country would be interested in what we are doing here for the women who are working for all of us.

—MIRIAM E. BIXLER

YOUR article "American Mother—1943 Model" in the March issue would be comical if it weren't so serious in its implications. I am enclosing a clipping noting the result of one defense mother's ideas. *(The clipping told of the confession of a Seattle woman that, in a fit of anger, she had broken the arms of an infant left in her care by a shipyard worker's wife while the latter went to look for living quarters for her family; she had answered a newspaper advertisement and was paying the first woman $11 a week to look after the baby and another older child.)* A week previous a Seattle newspaper reported gangs of boys in almost every district roaming the streets, beating up sailors, robbing stores, etc. The police chief said it was the result of mothers working and leaving their children to take care of themselves. Earlier there was the scandal of the "door-key" orphans whose mothers tied the door key around their necks and dumped them in the city park, picking them up again after work. . . . These mothers are just plain money-mad. There are plenty of childless women available for war work, and if married mothers are desperately needed, children should be placed in government-regulated nurseries.—MRS. B. WAY

Replying, we asked, what are the implications in the story referred to? As we see it, the article both implies and proves that there are American women who want to be and can be both good mothers and homemakers and also contributors to the fighting forces of the nation's all-out effort. Were we to join in accusing such women of mere money-madness, we would feel that we were discounting and questioning the fundamental patriotism and character of the average American. Our profound belief and faith is exactly to the contrary. We are convinced that women, as well as men, are working, sacrificing, assuming new burdens and responsibilities, because they hope and expect that by so doing they will sooner put an end to the unspeakable horrors that can be charged to the Nazi philosophy and all that follows in its wake—horrors that are not isolated, unrelated instances of human weakness, but an integral part of a carefully preconceived, planned, and organized program of human beastliness. . . . Of course, the war has intensified old problems of child care, and brought new ones. Without a doubt there are parents who are doing a poor job by their children and their country. But they are not all parents who are doing overtime war work to hasten the coming of peace and better standards of living and human conduct.—EDITORS.

SPRING TONIC FOR Winter-Weary HOMES

Meyercord Decals

Pep up kitchen, bathroom and other walls . . . furniture and accessories too! Gay, colorful designs bring springtime indoors the year 'round. Meyercord Decals are durable, washable...and inexpensive. They're easy to use too. Just dip in water and apply. Buy them at Hardware, Paint, 5&10, Department stores.

FREE Colorful booklet tells where and how to use decals. Address Dept. B5

THE MEYERCORD CO.
5323 W. Lake Street, Chicago, Illinois

WHEN YOU CHANGE ADDRESS—Be sure to notify the subscription Dept. of THE AMERICAN HOME at 251 Fourth Ave., N. Y. C., giving the old as well as the new address, and do this at least four weeks in advance. The Post Office Department does not forward magazines unless you pay additional postage.

THANKS FOR FEEDIN' ME THE MILK-BONE WAY!

Don't worry about what to feed your dog today. Give him this simple, wholesome, and enjoyable diet.

Crunchy Milk-Bone Biscuit for breakfast. Nourishing Milk-Bone Tiny-Bits for the second meal—just adding warm water, soup or broth, plus bits of meat and vegetables if you wish. These canine favorites contain five vital vitamins—A, B_1, D, E, and G, with milk, high protein beef meat meal, fish liver oil, yeast, whole wheat flour, and necessary minerals.

Feed him this Milk-Bone way—every day ... it's good for him! Ask for Milk-Bone at your dealer.

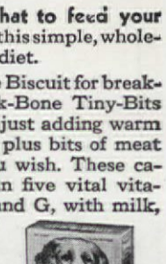

CONTAINS VITAMINS A, B_1, D, E and G!

NATIONAL BISCUIT COMPANY

National Biscuit Company
449 W. 14th St., N. Y. C., Dept. G-5
Send me Free Sample Milk-Bone Biscuit and Tiny-Bits. Also Booklet: "How To Care For And Feed Your Dog." (Please print. Paste coupon on penny postcard if you wish.)
Name .....
Address .....
City and State ..... G

Such a

SYLVIA CHAPIN

HAVING no ability to gaz into the future, I though how pleasant it would b to have a little girl of seven visi ing us for the summer. I had neve seen the child before, for he mother had moved West after he marriage, but because she and he husband wanted to take a tri South unencumbered, I had sug gested that Betty Ann spend th summer with us.

The first inkling that Betty An might have ideas of her own can at the breakfast table the da after she arrived. This bright Ju morning the child eyed h poached egg with obvious distast

"Don't want it," she said, shak ing her blond curls emphatical and pushing the plate away.

"What do you usually have f breakfast?" Cy, the man of th house, inquired.

"Meat. You know—the roun kind." Betty Ann wrinkled he forehead, then announced tr umphantly, "Baloney!"

Swallowing a gasp, I glanced a my husband, who was having di ficulty in keeping his mout straight. For a long moment n one said anything. When I finall told her I was sorry but we didn have meat for breakfast in ou home, round blue eyes regarde me a bit doubtfully. Without word the child slid from her cha and began playing with her do

"An independent child, isn she?" Cy observed just befo starting off for work. "Well,"— caught the twinkle in his eyes— "have a good time!"

Independent! As the day pr gressed I learned that was far t weak a word. When I picked u her doll to admire it, she snatche it away possessively. When I trie to comb her curls before lunch sh

Lovely Disposition

H. E. Marsden

set up such a howl I wanted to stuff my ears with cotton. So this was the child I was going to have so much fun with this summer!

At dinner that night Betty Ann's observant gaze took in each dish of food on the table. "Ugh! Carrots and peas—I hate 'em!" A sturdy little finger pointed to her salad of prunes stuffed with cream cheese. "I hate that, too!"

The climax came at bedtime. Twice I spoke to Betty Ann without getting a response. Flat on her stomach, she was busy with crayons and a color book. As I was wondering what mothers did next in such a situation, my husband picked up the child without saying a word and started up the stairs. And of all the kicking and squirming and screaming! Presently I heard the bedroom door upstairs being firmly shut. Evidently Cy had dumped the child on the bed and was now locking her in. When he returned to the living room we just sat there staring at each other while Betty Ann kept up half-cries.

"Did you ever see such a lovely disposition?" I finally said.

Unbuttoning the cuff, Cy pushed back his shirt-sleeve and looked down. I sat up with a jerk, for there on his arm were the marks of sharp little teeth. Betty Ann had bitten him!

There was nothing to do—with her parents traveling—we decided, but to train her. "What she needs is a good spanking," Cy said. If the child had been ours I might have agreed with him, but I felt that we should find another way to make her realize she must cooperate with the household.

We started our training program the next morning. As I sat down to breakfast I felt keyed up. Would Cy and I really be able to handle Betty Ann? When she began about hating her toast and milk, we paid no attention to her, enjoying our breakfast very much.

Crash! Betty Ann's glass had tipped over, the milk making a big white puddle on the tablecloth. There's one sure thing about child training—you can't complain of monotony! As I sat there blinking a little, Cy came to the rescue. "You may be excused, Betty Ann," he said in his quiet voice. I mopped up the milk and we continued with our breakfast, still ignoring the child. Across the room she was pretending to dress her doll, but I noticed her casting glances our way now and then.

At dinner that night the man of the house served Betty Ann with everything on the table. When we were ready for our dessert, I glanced at her plate and said casually, "Aren't you having any pie with us tonight?"

The blue eyes were astonished. " 'Course I am. I love pie!"

"Then hurry up and eat your vegetables. You know, in this house no one has dessert until he's finished what's on his plate."

Betty Ann looked down at the distasteful vegetables and pressed her lips together defiantly. Paying no more attention to her, we finished eating. As I was beginning to clear off the table, the child started to howl. "I wanna go home! I wanna go home!" Still we paid no attention to her. And is that hard work! You want either to shake her or give her the pie or do something! At eight-thirty Betty Ann went to bed pieless. Careful not to be bitten again, Cy carried her upstairs just the way he had done the night before.

For three mornings in a row

DOES YOUR HOME HAVE THESE FAMILY FAVORITES?

FOR DAD

A plain, unframed plate glass mirror above his bedroom chest . . . hung just right to help him tie his neckties. He's entitled to his own mirror, just as much as you are. And another thing he'll like a lot is a plate glass chest top that won't scorch or mar, even if he *is* careless with his cigarettes!

FOR YOUNG HOPEFULS

Whether she's six or sixteen, a full-length plate glass door mirror will encourage neatness and self confidence. Boys need this training, too. In fact, a door mirror pleases the whole family.

FOR MOTHER

A mirror in the kitchen is just the thing for a quick "check-up" before answering the door. Saves mother a lot of steps. Make that kitchen bright and cheerful with Pittsburgh Live Paint.

THE MARK OF GOOD GLASS—WHOEVER MAKES THE MIRROR

The majority of mirror manufacturers use Pittsburgh Plate Glass to make their mirrors because of its beauty and accurate reflections. So the Pittsburgh Label on a mirror is your assurance of good glass, no matter who makes the product. And remember, for true reflection, a mirror must be made of plate glass.

Free Booklet

Tells how to be your own home decorator . . . how to improve your rooms with mirrors and plate glass. Packed with practical ideas. Illustrated in full color. Send coupon for your free copy.

Pittsburgh Plate Glass Company
2020-3 Grant Bldg., Pittsburgh, Pa.

Please send me, without obligation, your free booklet entitled, "Helpful Hints on the Use of Glass in Your Home."

Name_____

Address_____

City_____ State_____

"PITTSBURGH" stands for Quality Glass and Paint

NOW you can paint over wallpaper for less than $2.50 per room — with

DEHYDRAY

"The Dehydrated Flat Wall Paint"

Easy to mix

Inexpensive container saves you money

1. One coat hides.
2. Dries in one hour — saves time.
3. Dries evenly — no streaks.
4. No "painty" smell.
5. No sizing, primer or thinners needed.
6. Just mix with water from your tap.
7. Washes beautifully, through a long, bright life.
8. Brushes and containers can be washed out quickly in plain water.
9. Exquisite colors specially selected by famed decorator, Virginia Hamill.
10. Saves metal for victory because it's dehydrated, packed in cartons. Saves the weight — and cost — of shipping water — you use your own.

FIVE POUND PACKAGE MAKES one liquid gallon

$1.48

Ask for Dehydray today at department store, paint or hardware dealer.

For a gleaming white house that stays white, use Devoe's 2-coat system of exterior paints. Saves labor. Saves money. Ask your Devoe dealer.

DEVOE & RAYNOLDS CO., INC. 44th St. at 1st Ave. NEW YORK, N. Y.

Betty Ann ate no breakfast. And each morning Cy and I pretended that we didn't care whether she ate anything or not. By this time, however, I was beginning to be worried lest she lose weight.

The next day I made an important discovery. Betty Ann had been making daily trips to the store, bringing back lollipops and jelly beans, and these had taken the place of breakfast. From then on I kept a vigilant eye out to see that she didn't go to the store. I also refused to give her anything to eat between meals. That did the trick. Betty Ann settled down and ate her meals with an appetite.

One thing that I found marvelously helpful was praise. Whenever I possibly could, I would sing her praises to anyone at hand. Yet I was careful to see that the praise concerned some point she had improved in. And how she did blossom out under that warm sunshine! I found her more willing, more eager to do what she should.

To keep bedtime from being a kicking and screaming affair, I purchased a child's story book with full-page illustrations beautifully colored. As I showed Betty Ann a few of the illustrations, I promised to read her a story each night that she went to bed by herself without any fuss. And did that scheme work! The few times she slipped up and made a fuss, thereby forfeiting her bedtime story, were major tragedies.

One habit we couldn't seem to detach from Betty Ann was that of biting. She didn't do it often, yet every now and then it would crop out. While she was playing with Cy one evening her teeth suddenly caught his wrist. Immediately my husband grabbed her arm and bent his head. I gasped. Cyrus was biting Betty Ann!

I shall never forget the look on that child's face—a mixture of amazement, anger, and hurt.

When my husband and I were alone, I asked, keeping my voice strictly neutral, "Did you think that was necessary?"

"She knows now that biting hurts," he replied calmly. "She didn't know it before."

And he was right. One or two more samples of biting from him and this unpleasant habit of Betty Ann's disappeared.

Being only human and certainly not perfect ourselves, my husband and I no doubt made many mistakes in trying to train Betty Ann. Yet she did blossom into an enjoyable, pleasant child, and when the summer was over we were genuinely sorry to see her return home.

TULIPS RARE AND TRUE TO NAME

— BUT YOU MUST ACT QUICKLY!

This year the unusual, truly distinctive Tulips are exceptionally rare. Through great diligence, the country's foremost specialists in these finer, true to name varieties has made a wide selection available to those who act promptly. The supply of these hard-to-get tulips is strictly limited, and will soon be sold out. Tulip fanciers are urged to place orders now from the new limited edition Nelis Catalog. Send — now — for free catalog.

NELIS TULIPS TRUE TO NAME

It's Tulip Time In Holland, every year in May.

NELIS TRUE TO NAME TULIPS

WRITE NOW FOR LIMITED EDITION CATALOG

NELIS NURSERIES, Inc.

1001 Lakewood Blvd. Holland, Michigan

HAMMOND'S **SLUG SHOT KILLS** GARDEN INSECTS

For VICTORY GARDENS

Use This Pioneer Pest Destroyer Dependable for 68 Years

It's an INSECTICIDE—Effective against both chewing and sucking types of insects.

It's a FUNGICIDE—Protects plants against many blights, rusts and mildews.

A full pound can with sifter-top (easy to apply) only 30c. At Hardware, Seed and Drug Stores.

FREE "Garden Enemies" Spraying and Dusting Chart. Write:

HAMMOND Paint & Chemical Co.
10 FERRY STREET
BEACON, N. Y.

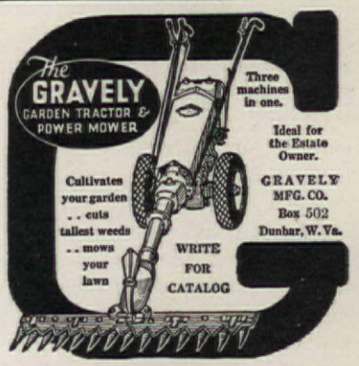

Rid your lawn and garden of ants easily, economically, with CYANOGAS* ANT-KILLER. A small amount of this gas-producing powder poured directly into the ant nest kills all ants *instantly!* CYANOGAS is simple to use and *AMAZINGLY EFFECTIVE.* A little goes a long way. Keep a supply on hand. Drug, hardware, seed stores carry CYANOGAS or can get it for you!

*Reg. U. S. Pat. Off.

30¢ — ENOUGH TO KILL A MILLION ANTS

ELIZABETH WEAVER McCAFFERTY

GARDENERS, KEEP A RECORD!

OUR community is fortunate in having a garden teacher who conducts free classes in her garden. I used to attend with my neat notebook, carefully jot down her comments and, as homework, dutifully collect clippings. Then, when I wanted a particular bit of information, I would go through the notes and clippings, scanning the items but all too often failing to find just what I wanted. Now, *I* always say (me and Gracie Allen!) that when you want garden information, you want it right away. So I reasoned that if all those facts were sorted and indexed, as in a dictionary, wouldn't that be something! I decided I would do it from then on, and I spent the next week transferring my accumulated data from my old notebook to a new one—a loose-leaf, a 6-by-9½-inch affair which is convenient to handle and fits neatly into the average bookshelf. It proved as easy as one-two-three, and an excellent review, too. Three sets of gummed index-tabs (15 cents) and a package of sheets were all I needed. I lettered the tabs in waterproof ink with headings like "QUESTIONS," "YARD PLAN," "JAN.—FEB.—MAR.," etc., "A-B-C," "D-E-F," etc., and "MISCELLANEOUS."

The way I work it, in the "Questions" section the sheets are ruled down the center. On the left-hand side are jotted down, whenever they occur to me, questions to ask the garden teacher, the nurseryman, or other available authorities. Answers, when obtained, are noted at the right of the line; and later this information is transferred to its proper place in the book. In the sections marked for three-month periods several pages are labeled at the top for each month, and on them is written and pasted information relative to that month. Sections marked alphabetically similarly have several pages for each letter, some of them devoted to a single important subject like "Roses, Bush," "Roses, Climbing," "Fuchsias," "Fertilizers," and so on. If, some January day, our teacher tells the class that it is time to prune and propagate fuchsias (this being in California), I turn to January and note: "Prune fuchsias; root cuttings in sand"; then quickly turn to "F" and on the Fuchsia page write: "Prune and root cuttings in January."

The "Miscellaneous" section has pages for clippings, illustrations, addresses of nurseries and plant specialists, reminders of things to buy, and so on. Under "Yard Plan" are pages carrying simple diagrams of the four sides of my house (with the foundation planting) and the different parts of the garden, each marked with the names of all shrubs and perennials, for I do not use markers on my plants or in my beds. I can always sketch or paste in temporary arrangements. The notebook is no trouble to keep up, saves time and energy, and not only retains needed information, but gives it back when wanted.



VIGORO
VICTORY GARDEN FERTILIZER

(FOR FOOD PRODUCTION ONLY)

● It's vitally important that *every* American Victory Garden produce its absolute *maximum* of vegetables this year . . . from the standpoint of both quantity and quality. One of the most important factors in attaining this goal is *correct feeding.*

Vegetables grown in soils rich in plant foods make better eating and prove to be better sources of vitamins and minerals for your diet.

VIGORO VICTORY GARDEN FERTILIZER is a complete plant food. Use it to supply your vegetables with all of the elements they require from the soil for finest growth . . . big yields . . . top quality. You are in for a new appreciation of vegetable goodness if you feed them this complete plant food.

Clean, odorless, easy and economical to use; comes in bags of 100, 50 and 25 lbs; cartons of 10 and 5 lbs.

SWIFT & COMPANY

Play Day— Hey Day

A600

A601

Quite Crochetable!

A600: What one ball of cotton rug yarn can make for a lady! Hat needs no blocking, just pull in shape. Directions, 5 cents. A601: Doilies do it! The jabot is the oblong doilie, with a double shirring pulled through the long way . . . the bride's lacy halo and quaint little muff, the oval doilie. Directions for both, 10 cents

A601

3252

3282

VIA HOLLYWOOD

Advance Pattern 3252: One-piece playsuit and skirt, action armholes, 12 to 20; a 16 playsuit takes 2½ yds. 35″ pique, skirt 2 yds., **15¢**

Advance Pattern 3282: Same as big sister's 4 to 12; 22 to 30 breast. Size 8 takes 1⅝ yards 35″ material for playsuit, 1⅞ yds. 35″ for skirt, **15¢**

Advance Pattern 3239: One-piece overalls, buttoned back, open neckline. Easy! 12 to 20; a 16 takes 3⅝ yards 35″ checked seersucker, **15¢**

Advance Pattern 3278: Three piecer! Shorts and jacket take 2⅞ yds. 35″ polka dot pique, 1⅝ yds. 35″ fabric for blouse in 13. Sizes 9 to 17, **25¢**

3239

3278

EASY does it these busy days, even when it comes to clothes, and playclothes especially, in cool cotton that's easy to keep looking fresh. The playsuit with its own skirt's the thing. Elyse Knox, of *Arabian Nights* fame, wears a seersucker version at the top of the page. We did ours with action sleeves as an added attraction. Over in the lower right corner, Joan Leslie, of *Yankee Doodle Dandy*, wears a

VIA HOLLYWOOD

Leah Rhodes design

Playclothes that will make life easy in hard times!

KAY CAMPBELL
Hollywood Reporter

Advance Pattern 3262: Two pieces make this dress. It's darted from hips to waist at back, drawstring bow tie, front fullness. 12 to 20, a 16 takes 3⅝ 35" printed muslin, **25¢**

Advance Pattern 3235: Banded neckline, set-in belt, front gathering, flower print piqué. 9 to 17, a 13 takes 3⅛ material, **25¢**

ute shorts-and-jacket suit. We uggest a three piecer, with a slip- ver blouse and jacket you can vear with other things.

There's the new easiness, too, n the spectator dress without leeves and hard-to-care-for details hat Faye Emerson wears in *Air Force*. We've translated the easy- going points into printed muslin.

VIA HOLLYWOOD

51 FOURTH AVENUE, NEW YORK, N. Y.

This little fellow—a target?

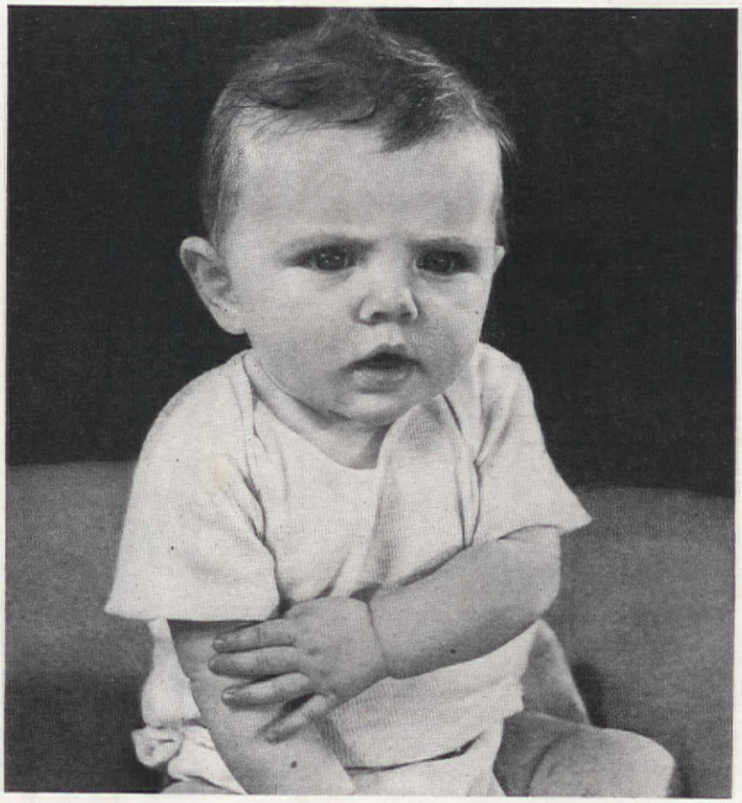

1. Bombs may never come near your little one, but *germs* may enter your home, unseen, and threaten your child. What can *you* do? Disinfect as you clean—with Lysol. No trouble—very little cost—but makes cleaning *more effective*. Lysol in cleaning water gets *germs* as well as dirt. Germs like . . .

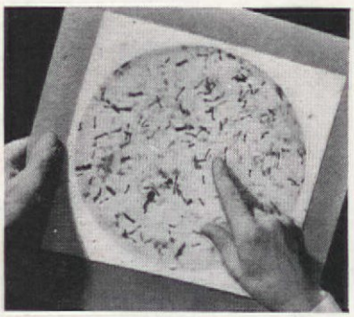

2. The death-dealing Tubercle Bacillus (enlarged here 940 times). Diphtheria, scarlet fever, many other tough germs are destroyed on contact—fast—by Lysol. That's why so many hospitals put Lysol in the cleaning pail. Don't trust to "cleaning compounds" alone.

3. Blitz the germs in baby's territory—nursery, floors and stairs where baby plays. Add 2½ tablespoonfuls of Lysol to 1 gallon of cleaning water whenever you clean. Lysol won't harm paint or varnish, but it's death on germs. Soapy in nature; makes cleaning easier.



4. Wherever food is prepared, beware! Use Lysol when you clean drainboard, sink, garbage pail. Add 2½ tablespoonfuls to 1 gallon water. Get Lysol today.

Lysol Disinfectant

ECONOMICAL—14-oz. bottle makes 11 gallons of germ-killing solution.

FREE! *"War-time Manual for Housewives"* . . . New! Packed with information on: wartime disease; first aid; baby care, etc.

(*Paste Coupon on Penny Postcard*)
Lehn & Fink Products Corporation
Dept. A.H.-543, Bloomfield, N. J.
Send me free "War-time Manual for Housewives."

*Name*_____

*Address*_____

Copyright, 1943, by Lehn & Fink Products Corp.

★ BUY WAR BONDS AND STAMPS ★

DON'T BRUSH FALSE TEETH

WITH MAKESHIFT CLEANERS

Toothpastes, tooth powders, soap, household cleansers are not intended for false teeth—dental plates are much softer than natural teeth. Brushing with many of these "makeshift" cleaners wears down important "fitting ridges"—scratches polished surfaces, causing stains to collect faster and cling tighter.

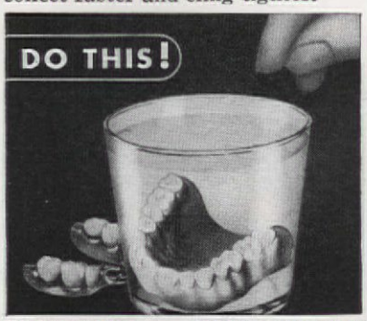

PLAY SAFE . . . USE POLIDENT

Do this daily: Put one level teaspoonful of *Polident* in ½ glass of lukewarm water. Stir briskly. Place plate or bridge in this solution for 15 min. or longer—over night if convenient. Rinse—and use.

Soaking plates and bridges regularly in *Polident* dissolves the ugly stains that collect daily, cleans those hard-to-reach corners, eliminates dangers of brushing.

Beware of "Denture Breath"

The film that collects daily on plates and bridges, soaks up odors and impurities, often causing "denture breath." You may not know you have it—*others will!* Yet *Polident* used regularly dissolves film and stain, leaving dental plates and bridges odor-free and sweet.

Millions call Polident a blessing.

POLIDENT IS APPROVED by the leading makers of modern denture materials and is recommended by many leading dentists.

COSTS LESS THAN A PENNY A DAY

Try *Polident* for better cleaning and safety from brushing dangers. Generous 3 oz. size—30¢; economy 7 oz. size—60¢, at all drug, department and variety stores. Today—get *Polident!*

POLIDENT

The Safe Modern Way to Clean Plates and Bridges



HOMEWORK

THIS month, we go homespun as anything in our suggestions for your homework. The art of weaving is making a comeback, and is a wonderful way to make perfectly beautiful things from such simple materials as rug yarn, carpet warp and even string. The peasant designs below, for appliqué and painting, need no introduction at all to our readers

Designs and photographs from Rene W. P. Leonhardt

AMERICAN HOMECRAFT A602: Appliqué for bedspread adapted from a Polish peasant design, gay as spring, on unbleached muslin. Hot iron transfer, 20 cents. **A602K:** Tracing patterns for 7 companion painting designs for chest, headboard, pictures and window, 15 cents. **A602Y:** Both patterns, 30 cents

ORDER AMERICAN HOMECRAFT PATTERNS
FROM AMERICAN HOME PATTERN SERVICE
251 FOURTH AVENUE, NEW YORK CITY

AMERICAN HOMECRAFT A603: The three varied things shown at the bottom of the page were all woven on the simple loom shown on the other page, and they are just a few of the things you can do in no time at all. Our pattern includes full weaving instructions and patterns for the old-fashioned chair seat or pillow which we wove in wool, the gay red, white, and blue plaid luncheon set of carpet warp, and the little rug, made from cotton rug yarn for a doll's house or a hot dish mat. Directions for making the 18″ loom are also included. All of this fun and fascination, 20 cents

GET AWAY FROM THE WORLD OF TODAY..

In a Home *of* Colonial Charm

In the room above, the Priscilla Alden pieces are: (left to right) No. 6185 Chair, No. 3057 Mirror, No. 3051 Vanity, No. 3052 Bench, No. 3056 Chest-on-Chest, No. 3050S Bed, No. 4-195 Bed Lamp, No. 3059 Night Stand. This group also includes (not illustrated) No. 3053 3-drawer Lady's Dresser and No. 3054 4-drawer Chest.

NEVER has home meant more than in these troubled times. That's why *your* home should say "Welcome!" through its charm and comfort to you and all who enter. Lavish extra care on it — dress up its furnishings. As an inspiring beginning, rejuvenate your bedroom with this new Priscilla Alden group. Notice the distinctive maple finish resulting from nine separate operations, the sturdy mortise-and-tenon construction, rounded edges, free-sliding drawers. Then let your Cushman dealer demonstrate how other Cushman Creations, with their hand-rubbed maple finish and sturdy construction, can grace every room in your home.

Special ONLY $2.00

To show you the beautiful finish and craftsmanship of Cushman Colonial Creations, we'll send this hand-pegged Colonial Footstool (13″ x 8″ x 7½″) *for about one-half its regular retail price.* Only $2, postage prepaid. Add 25c for shipment west of Mississippi.

With the Footstool we will include *free* the valuable 32-page illustrated booklet, "Suggestions for Decorating a Colonial Home."

FOR BOOKLET ONLY, send 10 cents for mailing cost. No stamps, please!

Cushman COLONIAL Creations

SEE MAY HOUSE BEAUTIFUL FOR NAME OF DEALER NEAREST YOU

H. T. CUSHMAN MFG. CO., Box 156, North Bennington, Vermont

ORLOFF

ATTAR OF PETALS

from the

Old Apothecary Toiletries Shop

There's flower-fresh loveliness in these exquisite toiletries... and a long useful life ahead for the dainty hand-painted apothecary jars. Excitingly new CREAM COLOGNE, emollient and gloriously fragrant..."apothecary type" CREAM whose lush richness softens your skin as it cleanses... DUSTING POWDER like a perfumed mist... and a dozen other enticing luxuries are scented with flower-fresh "Attar of Petals," in graceful adaptations of priceless antiques that you'll treasure and use forever.

Choose "Attar of Petals" for Mother's Day!

In LARGE JARS: *Dusting Powder $2.50; Bubble Bath $2.50; Flower Potpourri $3.50; Cream $3.75*... In MORTAR-AND-PESTLE JARS: *Cream $1.25; Flower Potpourri $1.25*... In BOTTLE-TYPE JARS: *Talcum (shaker top) $1.00; Cologne $1.25; Cream Cologne $1.25; Toilet Water $1.50; Cream Toilet Water $1.50; Triple Extract $2.00; Bath Essence $2.50*... In BOXES: *Sachet Potpourri, 2 for $1.75; Toilet Soap, 3 cakes for $1.00.* Plus 10% Federal Tax.

Buy them at your favorite store or order directly from us and ask for FREE 8-page booklet illustrating home-decoration after-uses of these charming apothecary jars.

JEAN VIVAUDOU CO., Inc., 10 W. 33rd St., N.Y.C.

Defense for the Workers

THIS is probably one of the workingest times for women in our history. They're doing things in factories and even in their homes that they may never have done before. Personally, we don't think the Soul of Woman is going to suffer one iota under the tough regime. In the enthusiasm of the moment, however, their personal appearance might take a beating. They may think, "After the war, when I'm not welding or tending furnace, I'll worry about myself." Lady, that way madness lies! Skin, hair, and hands don't grow lovely growing old by themselves. There are things you can do on your job for You *and* Country!

BEFORE YOU START A DIRTY JOB, in the factory, garden, or house, there's a little trick to making life easier on the hands when the wash-up comes. Slather on a good greaseless hand lotion before you pitch in, and hands will come cleaner faster. And, of course, use the lotion after you're pure, too. Packing under-the-nails with hand cream is a good trick to keep them clean, too. Or—for the gardener especially—there's the old soap trick. Dig the nails into a cake of soap, and there's no room left for dirt to sneak in. Don't scorn gloves to work in. They take the brunt and leave you with a velvet hand in an iron glove.

IF YOU'RE SLAVING OVER A HOT OXY-ACETYLENE TORCH, chances are you'll get the wartime equivalent of a sunburn from the ultra-violet light. So why not use a good sunburn lotion to counteract it? It's just as effective on beach or bench! Or it might be a hot stove instead of a torch, and that can be just as tough on your complexion. When you're exposed to drying heat such as this, use a lubricating oil or cream. And don't neglect the area around the eyes, just because you're up to them in work! We suggest making the work-time wear of eye cream a practice that will keep concentration wrinkles at bay and improve your outlook.

HOW FIRM A FOUNDATION your face will have, when we get back to peace and quiet again, depends a great deal on the amount of protection you give it with a good foundation cream, especially while you're doing dirty work. It's smart to use a heavier application of cream than you normally would, and use one that will lubricate as it protects. When lunch time comes around, whether you're cleaning house or batting out bullets, clean your face. Use a cleansing cream you have in your locker, or soap and water. When your face is shining, start all over laying a protective foundation. "Save the surface and you save all!"

IF THE EYES HAVE TO TAKE IT on your job, here's what an eminent physician suggests you do to counteract strain that might come from concentration. Sit relaxed for a few minutes, and, blinking frequently, look away from your work at something, shifting your point of vision from one spot to another. Then, standing with feet six inches apart, swing the body easily to the right, raising the left heel from floor. Head, arms and eyes follow the body motion *at will.* Put the heel down, and swing to the left in the same manner, raising the right heel. Do the whole thing *smoothly and easily,* sixteen complete swings a

Photographs from Camera Clix
Sketches by Clare McCanna

minute for five minutes a day. You'll find it not only does wonders for relaxing tired eyes but relieves general tension in the neck, shoulders, and lower back. Life's too short to be tied up in knots when there are beaus. So unlax! Give the light that lies in a woman's eyes a chance!

SHORT HAIR'S THE THING, these busy days. Keeping it under your defense-job hat or your housework bandana's a wonderful way to protect it from too much abuse, but the covering should be light and porous. There's a make-up for hair that's brushed on, forming a light protective film on your locks to counteract drying effect of a hot job on hair and scalp. Brush your hair as you've never done before. Clean scalp with lotion between shampoos.

ON YOUR FEET, LADY! You don't take much sitting down these days, so have pity on your underdogs. Don't wear high heels or shoes without toes and heels to work in. That goes for homework, too. Keep foot-happy by rubbing tired tootsies with witch hazel or lotion at the end of the day. Treat them to an epsom salts foot bath if they're very weary, and get them higher than your head for a few restful minutes. Talcum in shoes helps lots.

NAILS TAKE A TERRIFIC BEATING in this workaday world. Long ones are out, but that doesn't mean you should file them down to the quick. The strongest fingertips are those with nails tapered to a modified oval. When you manicure them each week, if you put on two coats of polish and an overcoat, you're helping to protect them. A light-colored polish looks more workmanlike and won't show up nicks. Save glamor shades for playtime.

HANGNAILS ARE A PROBLEM any time, but when you're doing dirty work they're an infection danger that can grow like mad. The simple trick in avoiding them is to keep the cuticle soft and flexible, and *never* cut it. Every time you wash your hands, gently push back the cuticle and rub in hand lotion. Use warm cuticle oil on cotton every few days to soften the offending cuticle, and cuticle cream at night will help. There aren't any short cuts to this.

LINNY *Throws a Party!* BY Tilse

1 **CURTAIN CALL!** Everything must be fresh and clean for the party. And these drapes will stay clean longer because the dust-catching fibres are all slicked down with Linit.

2 **COME AND GET IT!** And these elegant napkins and tablecloth make the best food taste better. Shh! They're really cotton. Linit makes them look and feel like linen.

3 **SINFUL LUXURY!** Those racks of expensive-looking guest towels. But they're not really linen. It's that Linit again.

4 **HOW DOES SHE DO IT?** Linny has so many nice clothes. The answer is that Linit keeps them looking new longer.

LINNY says: Don't confuse Linit with old-fashioned starches. It's the modern starch that penetrates the fabric — protects the fibres. Use Linit on anything washable.

FOR VICTORY
Buy U. S. War Bonds & Stamps

ALL GROCERS SELL LINIT

10 2 YR. OLD FIELD GROWN ROSES For $1

Amazing Value in America's Favorites!

Think of it! 10 strong, 2-year-old, field-grown guaranteed satisfactory everblooming rose bushes for $1.00! To acquaint you with the superb blooming qualities, the hardiness, and the low direct-from-the-grower prices of Naughton's roses, we make this unusual offer. Send $1.00 and we will ship at once the following 10 selected "cream of the crop" roses:

1 Red Radiance (Best Red) | 2 Ami Quinard (Blackish Red)
1 Pink Radiance (Best Pink) | 2 Luxembourg (Orange & Yellow)
2 Talisman (Gold & Red) | 2 President Hoover (Red & Gold)

FREE CATALOG
Save $$$! 32 pages full of amazing bargains. Sent before you buy. Write for it today—it's FREE!

10 DAHLIAS Giant flowering only $1 type; Assorted varieties and colors. Order Offer No. 52

ORDER ROSE COLLECTION NO. 103

All above roses are hardy, everblooming varieties that will thrive throughout the U. S.—All are ready to live and bloom for you this summer!

MONEY BACK GUARANTEE!
If you are not entirely satisfied with the roses you receive, we refund full purchase price or replace them with other stock satisfactory to you. You can't lose—order now—plant early!

NAUGHTON FARMS, INC., Dept. 21-A, WAXAHACHIE, TEXAS

THIS BAND SAYS HALT TO TREE DESTROYERS

TREE TANGLEFOOT

The All-Around Patrol

Climbing, foliage-devouring insects cannot pass a band of Tree Tanglefoot. Provide this positive protection for your priceless, irreplaceable trees. Tree Tanglefoot is easily applied and very economical. One application lasts for months. Endorsed by leading Nurserymen and Entomologists for over 30 years. Get Tree Tanglefoot at your department, hardware, drug or seed store and apply it NOW! Write for informative booklet.

THE TANGLEFOOT COMPANY
351 Hemlock St., Grand Rapids, Mich.

For Victory—Buy War Bonds

ENEMY INFESTATIONS STRIKE WITHOUT WARNING

Hey Mom, the APHIS are Here!

Get the BLACK LEAF 40"

You get an economical and efficient insecticide when you mix 1½ teaspoonfuls of "Black Leaf 40" with a gallon of water; add a little soap. It is effective on **aphis, leaf hoppers, leaf miners, most thrips, young sucking bugs and similar insects.**

A Little Goes a Long Way

"Black Leaf 40" kills by contact and by fumes. It is economical.

Insist on Original Factory Sealed Packages for Full Strength 4108

Tobacco By-Products & Chemical Corp., Incorporated
Louisville, Kentucky

"Black Leaf 40"

LOOK FOR THE LEAF ON THE PACKAGE

NEW Garden Tools for OLD

Ask Your Hardware Dealer about UNION Right Repair Handle Service—

Makes Broken Tools Good as New—

Preserves Tools You Can No Longer Replace!

With new tools so scarce, many stores have installed "Tool Repair Corners" to help you maintain the tools you already own, now needed for your Victory Garden. If your dealer does not offer this service, write for our free repair manual.

THE UNION FORK & HOE COMPANY
531 Hocking Street, Columbus, Ohio

SPEEDLINE GARDEN TOOLS

ALL OVER THE WORLD

TORO

POWER MOWERS

TORO MANUFACTURING CORP'N.
MINNEAPOLIS, MINN.

MOWING MACHINERY SPECIALISTS FOR OVER 20 YEARS

PLANTS--BULBS WHAT 25c WILL BUY

6 Choice Dahlias; or, 3 Gladiolus; 3 Tigridia Lilies; 3 Day Lilies, 3 Orange Lilies; 3 Lemon Lilies; 1 Astilbe; 1 large Madonna Lily; 6 Blue Iris; 3 Phlox; 3 Hollyhocks; 3 Cinnamon Vine Tubers; 6 Everbearing Strawberry, 6 Early Chief Raspberry, 5 col. $1.00. All postpaid to 5th zone. Add 10c for checks. Catalog of Trees, Shrubs, Plants, etc. free. L. J. FARMER, Dept. A. H., Pulaski, N. Y.

MODERN PORCHES

mean pleasanter summers

Life is fuller when a modern porch lets you spend more summer hours outdoors. Add the smartness and greater comfort of colorful, durable Aerolux Porch Shades.

These popular ventilating wood-slat shades provide privacy, protect furnishings, keep out sun glare and heat—yet cost so little. At leading department and furniture stores.

AER-O-LUX PORCH SHADES

SEND COUPON FOR PORCH BOOK—

The AEROSHADE Co.
4320 Oakland Ave., Waukesha, Wis.

Send illustrated literature on modern trends in porch styling.

Name..... Address.....

TRICKS FOR YOUR TRADE that have been tried and found effective in the prevention of post-war hands are pretty simple but most useful to know. We've already talked about using lotion before you do dirty work to make after-cleansing easier. If you apply a goodly portion of cream or lotion to your hands before retiring, and wear white cotton gloves to bed, you can get in some good night work that will pay daytime dividends. It's not just unaccustomed dirt but hard water and strong soap that must be counteracted. Speaking of which, there's a grand new friction cream soap on the market that "gets" dirt, grease, paint, and almost anything you can mention. It also deodorizes and conditions the hands with cold cream, lanolin, and other beneficial oils. It lathers in hot or cold, hard or soft water.

There's another soft, greaseless cream that forms a protective film over hands and arms, like an invisible glove. It washes off easily in warm water, taking the dirt with it. One application lasts for four hours, if you don't get it wet.

GIRD UP YOUR LOINS, lady, when you step into overalls or apron if you don't want to fold up prematurely on the job. We're talking about the importance of girdles and such in the woman's world of today. There are two weak spots in the body beautiful, unless you're Mrs. Tarzan—your back and your tummy (abdomen to the profession). Now, when women are called on to do men's work in plant and home, it's no time to go womanish in spots! Give those spots proper support.

Because of the way the female figure's put together, it has a tendency to slump when it gets tired—you know, spine curved in, tummy vice versa. Not only does the slump make you unsightly before man *and* woman, it shuts off part of your oxygen supply, because the lower part of the lungs can't work freely. Your body gets hungry for air, and then gets tired of it all, and you have that well-known worn-out feeling.

Here's a point to remember. When you feel your girdle poking you in the middle, you'll know you've slumped, so straighten up!

Remember, too, that brassieres are not only an uplifting influence but a protection as well.

And don't buy your foundation garments by ear, whether they're complicated or simple. Have them fitted to you, and give heed to the corsetiere. She knows what's best for you for the work you do and the shape you're in.

Fulton's PLANTABBS

Give **Victory Gardens** this "extra boost" of rich, balanced, convenient plant food **TABLETS** providing **Nitrogen** and **Vitamin B**, for early, big yields of tomatoes, beans, cucumbers, all vegetables. **PLANTABBS** make garden flowers flourish. Satisfaction, or money refunded. Local dealers or, **PLANTABBS CO., Baltimore, Maryland.** 10c—25c—50c—$1.00—$2.75

PULVEX FLEA POWDER

25¢ AND 50¢

THE AMERICAN HOME SCRAPBOOK

for your "Dream Home"

Start planning it now, with this beautiful Portfolio! A convenient and easy way of filing all of the fascinating material, photographs and details so helpful in making your "Dream House" a reality. Large enough to take an American Home page. The covers are in four colors, each different. We also include ten (10) manila Index sheets, ten (10) Linen Index Tabs, and a bright red shoe lace to tie the Portfolio.

This practical filing device sent complete postpaid for **35c**

The AMERICAN HOME
251 Fourth Avenue
New York, N. Y.

MUM and PERENNIAL OFFER only $1.35 POSTPAID

5-Hardy, field-grown Mums, CUSHION and KOREAN in white, bronze, pink, red, yellow.
20-FIELD GROWN PERENNIALS, blooming size including:—Delphiniums, Dianthus, Pyretrum, Stokesia, etc.
Satisfaction Guaranteed. NOVOTNY GARDENS, Osage, Iowa

PRINTED IN THE U. S. A. BY THE CUNEO PRESS, INC.

We're Buying WAR BONDS... And How!

EVERYBODY at our place is pitching in and getting all the War Bonds he possibly can! Dave and Sis invest over ten percent of their pay—and I squeeze every penny I can out of the household budget for my bond bank! We all want to help end this war in a hurry and get back to normal living again. Then we can have that Hotpoint Electric Kitchen we've been counting on. And of course the more money we lay aside now the more labor-saving appliances we'll be able to afford when peace comes.

LOOK What They're Going to BUY US!

FOR HOMES COSTING AS LITTLE AS

$4,000

Hotpoint Electric Kitchens including Range, Refrigerator, Sink and Steel Cabinets have been installed in numerous homes costing only $4,000.

The cost of a Hotpoint Electric Kitchen averages about 10% of home-building costs.

Tomorrow Is Worth Saving For

● The money you put in War Bonds today not only helps hasten Victory but also gives you the *means* to enjoy the great advancements in living that will surely follow. You know, our scientists are learning a lot of amazing things making war materials. They're finding cheaper ways of doing things *better*. So imagine how much finer—and less expensive—our homes of the future are bound to be! Hotpoint Electric Refrigerators—Ranges and Dishwashers and other home equipment will be improved unbelievably... So buy War Bonds! Remember that every three dollars you invest now will bring you *four* dollars at maturity.

BUY WAR BONDS TODAY—An Electric Kitchen Tomorrow!

● At the touch of a switch, garbage disappears—dishes are washed hygienically clean. The Hotpoint Automatic Electric Dishwasher and Disposall do your disagreeable work like *magic!*

● Ample storage facilities provided by the Hotpoint Electric Refrigerator will enable you to save money by buying food in large quantities at low prices.

● Meals taste marvelous — are better for you, too—when you cook on a Hotpoint Electric Range. For healthful vitamins, minerals as well as the savory, natural juices do not waste away!

ELECTRIC Hotpoint KITCHENS

HOME PLANNING FILE

Now is the time to start your plans for a new home. Save notes and clippings in Hotpoint's Home Planning File—9 x 12 inches, heavy boxboard, ten filing divisions, plus folder for recording War Bond purchases. If your electric company or dealer cannot supply you, send 25 cents in coin or War Stamps today for your Home Planning File.

Edison General Electric Appliance Co., Inc.
5622 W. Taylor Street, Chicago, Ill.

Enclosed find 25 cents, for which please send me Home Planning File.

*Name*_____

*Address*_____

*City*_____ *State*_____

U. S. RANGERS . . . Hand-picked and especially trained, they're a swift-moving, hard-hitting outfit. Here's one in his "*business-suit*," camouflaged and invisible at thirty feet

But there's no hiding Chesterfield's MILDER BETTER TASTE

Here's real smoking ammunition tucked in the pockets of our fighting men, ready for instant service. Where a cigarette counts most, Chesterfield serves smokers well with its *Right Combination* of the world's best cigarette tobaccos.

For Mildness . . for Better Taste and Cooler Smoking . . make your next pack . . .

CHESTERFIELD

RECOGNIZED EVERYWHERE

THE CIGARETTE THAT GIVES SMOKERS WHAT THEY WANT

Copyright 1943, Liggett & Myers Tobacco Co.

★ ★ ★ DON'T HIDE YOUR DOLLARS ★ ENLIST THEM WITH UNCLE SAM ★ BUY U. S. WAR BONDS FOR VICTORY ★ ★ ★

The AMERICAN HOME

Vol. XXIX

December, 1942 to May, 1943

✓ 3402

INDEX TO The AMERICAN HOME

Volume XXIX—December, 1942 to May, 1943

Copyright, 1943, by The AMERICAN HOME MAGAZINE CORPORATION, New York, N. Y.

Achievement Medal Awards, Apr. 98
Adams, Myrtle, article by, May 64
Against that Day! Jan. 33
American Beauty in Connecticut, May 33
  Crafts, May 36
  Fruits, Citrus and Tropical, Feb. 61
  Homes Goes on All-Out Schedule! An, Dec. 22
  Homes have a new Destiny, Apr. 60
Ancell, Clyde, home of, Mar. 57
And there's always the Fabric Cure! Dec. 84
Anderson, Mary B., article by, Dec. 28
Andrews, Mrs. Kate, article by, Dec. 65
Annuals, Feb. 28
Another 9 year garden in Tennessee, Mar. 25
Answers Our, Feb. 32
Antique Becomes Modern, Apr. 62
  Shop at Home, Apr. 44
Any Home-making Questions? May 6
Arrangements, Flower, Feb. 24
Arthur, Mrs. Julietta K., articles by, Dec. 60, Jan. 55
Artificial Birthday Cake, Jan. 58
Asset!, Make that Liability a Definite, Mar. 44
Astrella, Rose, article by, Jan. 63
Atwater, Alice Kirk, article by, Jan. 38
Automobile Seat into Attractive Chair, Mar. 35
Avocado Avocation, Feb. 74

Babies Are Lucky! Modern, Mar. 38
Baby—on Mother's Day, To a, May 4
Bacon home, Mar. 49
Bale, Mrs. Homer E., Christmas decoration by, Dec. 6
Barn Now!, You'd never know the old, Apr. 30
Bassinette, Jan. 30
Bath, Lady of the, Apr. 97
  Oriental Snow, Feb. 38
Barber's pole Ceiling, Dec. 85
Beauchamp, Elise, article by, Apr. 64
Be Your Own Decorator, Dec. 82, Jan. 28, Feb. 51, Apr. 91, May 62
  Your Own Dressmaker, Jan. 43, Feb. 70, Mar. 74
  Your Own Handyman, Jan. 36, Mar. 34, May 62
Begonias Bring Friends, Feb. 26
Belcher, Mrs. J. B., idea by, Apr. 76
Bennett, Hope Ranslow, article by, Apr. 15
Benson, Maxwell E., article by, Mar. 59
Berick, Celia, designed by, Dec. 63, idea by, Mar. 75
Bianculli, Katherine Potts, article by, May 31
Bianculli, Mario, house designed by, May 31
Birthday Brawl, Trip instead of, Jan. 59
  Party, Our 10th, Jan. 56
  Twice Over, Happy, Jan. 61
Bixler, Miriam E., article by, May 92
Blocks! Popcorn cans and children's, Feb. 51
Blodgett, Earle C., article by, Feb. 26
Bluebirds for Happiness, Apr. 14
Bohnen, Arthur, article by, Jan. 36
Bonnet, Mr. and Mrs. Ted, home of, Mar. 56
Bookcase into Child's Wardrobe, Dec. 86
  with Piano, May 62
Bookplate Collection, Apr. 54
Borland, Carroll Bourne, article by, Mar. 36
Bottle Feeding for House Plants, Jan. 63
Bounds, L. G., Feb. 34
Bouquet, How to Make a Winter, Feb. 24
Bourdon, Mrs. C. E., information by, May 74
Bowling Party, Dec. 45
Boxes for the Closet, Apr. 91
Boys, Dance Floor Fun for the Service, Mar. 31
Bradley, Duane, articles by Dec. 46, Feb. 56
Brassard, Gertrude, basement of, Jan. 16
Bride's Halo and Muff, May 96
  Linen Chest, Mar. 27
Bridge—it's guaranteed! Draft, Apr. 77
  Tablecloth, Filet, Jan. 70
Bridgman, Ada, hobby of, Apr. 48
Brissenden, Louise H., information by, May 74
Brown, Clinton, poem by, Jan. 18
Brown, Helen, article by, Dec. 86
Brown Study in Modern Individualism, May 25
Buckmaster, Mr. and Mrs. Lawrence C., home of, Jan. 18, 67
Budget House, Apr. 39
Budgeting Time, Mar. 12
Budlong, Richard C., article by, May 63
Bugbee, Mr. and Mrs. L. H., home of, Jan. 8, 34, 65
Building Site Now! Buy Your, Apr. 60
  Your Own House, Feb. 44
Built-ins for Nursery, Jan. 29
Bull, Fanny, article by, Apr. 55
Bunk Beds for the Duration, Mar. 48
Burge and Stevens, house designed by, May 27
Burkhardt, Mr. and Mrs. George E., article by, Jan. 22
Burleycrests, Apr. 55
Burns, Thyrza Lucille, article by, May 28
Burrows, Robert, home of, Mar. 54, May 30
Bussey, Edgar J., home of, Mar. 55, May 33
Buttons and Paint, Apr. 76
Buy your Building Site Now! Apr. 60
Buying, Home Study Course in Shrewd, Jan. 26, Feb. 31, Mar. 27, Apr. 35, May 36

Cabin in Maine, Feb. 44
  with Swedish Leanings in the Michigan Berkshires! Log, Feb. 48
Cabinet for Hall, Jan. 70
Cabinets for Corners, Dec. 82
Cake, Artificial Birthday, Jan. 58
Campbell, Kay, articles and ideas by, Feb. 70, Mar. 75, Apr. 19, May 97
Cancelled Stamps Place Cards, Apr. 76
Canned Fruits Make Glamorous Food! Apr. 82
Cards for Christmas, Dec. 39
Care of Children in War-time, May 18
  of Face, Hands, Eyes, Hair, Feet, Nails, May 100
  of Oriental Rugs, Feb. 38
  of Shoes, Apr. 94
  of Utensils, Dec. 60
Carefully Selected List of Annuals, Feb. 28
Carter, Mrs. W. J., home of, Apr. 38
Cassel, Mrs. Lou, information by, May 74
Castle, Lewis, articles by, Mar. 72, Apr. 70
Ceiling Treatment, Bathroom, Dec. 85
Cereals for Food, Mar. 62
Chain! A Guide, not a, Apr. 25
Chair made from Automobile Seat, Mar. 35
  Seat and Pillow Pattern, May 99
Challenge to America! Apr. 64
Chapin, Sylvia, aricle by, May 92
Chase, Jr., Eugene B., article by, Feb. 33
Chase, Margaret, article by, Jan. 29
Cheese—A Bargain in Nutrition, Jan. 47
Cherry, Jr., Mr. and Mrs. Walter, home of, Jan. 18
Chesser, Mr. and Mrs. Fred, home of, article by, Feb. 8
Chest from old Chiffonier, Jan. 38
Child Care in War Time, May 18
  If you have a small, Mar. 70
Children of War Workers, Apr. 42, May 92
Children's Clothing Tagged for Party, Feb. 38
  Parties, Eight, Dec. 43
Child's Birthday, Jan. 59
  closet, Jan. 29
  wardrobe from bookcase, Dec. 86
China Closet, A Skeleton for your, Jan. 26

The AMERICAN HOME MAGAZINE CORPORATION

Editorial Offices
444 Madison Ave., New York 22, N. Y.

1943

Subscription Dept.
251 Fourth Ave., New York 10, N. Y.

Christian, Carrie S., article by, Apr. 77
Christmas begins in the Spring, Your, Dec. 64
Customs, Dec. 10
Giving, Dec. 62, 71
Greetings, Dec. 39
His, Dec. 4
Hospitality, Dec. 42
House, Dec. 32
is a Family Affair, Dec. 42
wrappings, Using, Jan. 38
Sonny, Tomorrow will be, Dec. 15
Citrus and Tropical American Fruits, Feb. 61
Clarke, Hervey Park, house designed by, May 24
Clark, Robert and Gertrude, article by, Dec. 37
Clarke, Dorothy, article by, Apr. 76
Clement, Angeline M., articles by, Dec. 37, 42
Cleaner for Linoleum, plumbing fixtures, etc., May 61
Cleaning Oriental Rugs, Feb. 38
Cleaning Upholstery, May 88
Clifton, Mrs., children boarded by, Apr. 42
Closet, A Skeleton for your China, Jan. 26
Crave a fancy, Apr. 91
for Small Child, Jan. 29
Club, A Plant-of-the-Month, Feb. 38
for Defense Workers, May 91
Coffin garden, Mar. 15, 21
Coffee Pot into Lamp, Feb. 51
Table made from Sofa Table, Mar. 35
Table Situation, The No, Dec. 82
Cole, Mr. and Mrs. Frank, home of, Mar. 57, May 25
Collection of Bookplates, Apr. 54
Colniks, Miss Gretchen, home of, May 56
Colonial but with all Modern Comforts." "Our Dream House must be, Mar. 55
is as Modern as Today. This Illinois, May 30
—With a Difference! Oregon, May 29
Connecticut, American Beauty in, May 33
Conservation, Mar. 71
of Cooking and Heating Gas, Feb. 76
Consider the Groom, Dec. 68
Containers for Condiments from Cosmetic Jars, Jan. 39
Cook, Beatrice Gray, articles by, Mar. 29, Apr. 46
Cookies, Decorated, Apr. 76
Cooley, Mr. and Mrs. John, apartment of, Jan. 16, 68
Coombe, George B., house designed by, Apr. 59
Corner Trouble? Dec. 82
Cosmetic Containers for Condiment Jars, Jan. 39
Costumes, Our Party, Jan. 58
Course for Victory Garden, Jan. 23
Cover Girl—every woman's dream come true! Our, Mar. 40
Cowles, Jean, article by, Feb. 38
Crabtree, Jr., Walter J., houses designed by, Jan. 8, 34, 65, Mar. 55, May 33
Crafts, American, May 36
Crocheted Hat, Jan. 70, May 96
Cupboard, The Toy, Apr. 45
Cupery, Nicholas and Margaret Oleson, article by, Dec. 18
Curtis, Jean E., article by, Mar. 76
Customs, Christmas, Dec. 10
Community Enterprise, Apr. 49
Compost in a Hurry! Mar. 72
Cone and Tassel of White Pine—Maine, Dec. 14

Dad goes to the Garage—but not for the Car! May 20
Dahlberg, Bror, statement by, Mar. 52
Dance Floor Fun for the Service Boys, Mar. 31
Dancing Hobby, Apr. 44
Darbyshire, Martha B., articles by, Dec. 20, Mar. 32, Apr. 26
Darts to Dinette, Mar. 71
Dawson, Mrs. Ruth C., kitchen of, Jan. 17, 68
Dear American Home, Apr. 50, May 91
Decorated Cookies, Apr. 76
Decorating Problems, Feb. 32
Decoration, It's the Same Idea! Fashions or, Apr. 36
Decorations for Christmas, Dec. 32
for Wall and Accessories, Jan. 70
Decorator, Be Your Own, Dec. 82, Jan. 28, Feb. 51, Apr. 91, May 62
Deed to the family home, Apr. 70
Defense for the Workers, May 100
Delafield, Ann, article by, Feb. 54
Delicate Shells on Place Cards, Apr. 76
Design a Home Guard Uniform, We, Apr. 19
Dibblee, Jr., Mr. and Mrs. Harrison, home of, May 24
Dickerman, Mrs. Harry E., Mar. 29
Did Ya Know That . . . Feb. 50
Dignified Background for Informal Living, May 24
Dining Room Server into Toy Chest, Mar. 34
Table into Telephone Stand Unit, Mar. 34
Discarded Silver, Apr. 49
Do you really want to "Do Something?" Jan. 34
Doar, Harriet, article by, May 44
Doilies, May 96
Dole Pineapple Co., recipe by, Feb. 64
Doll's House, May 50
Dolls, Portrait, Apr. 48
Donate your Rumpus Room — without Strings! Mar. 30
Doolan, Marion, article by, Mar. 34
Doors, Drawers and Windows, Sticky, Jan. 36
Douglas, John, designed by, Mar. 32
Doyle & Associates, A. E., house designed by, Jan. 15, 65
Draft Bridge—it's guaranteed! Apr. 77
Draperies, Vases—and His Nibs, Dec. 86
Drawers and Windows, Sticky doors, Jan. 36
Dream House Look Like? What will Our, Mar. 52
House, What Size will It Be? Our, Apr. 56
Dresser into New, Old, Mar. 34
Dressing Table and Chair for Child, Jan. 30
Table for Twins, End Table into, Mar. 35
Dressmaker, Be Your Own, Jan. 43, Feb. 70, Mar. 74
Ensemble, Feb. 70
Duck Applique Pattern, Jan. 70
Dupre, Estelle, article by, Feb. 25

Easter, Mr. and Mrs. Vernon, Apr. 8
Eckbo, Garrett, article by, Feb. 16
Eckley, Mr. and Mrs. Walter N., Xmas decorations by, Dec. 5
Eddy, Mr. and Mrs. C. H., garden of, Mar. 14, 24, article by, Mar. 24
Eight Children's Parties, Dec. 43
8 "Most Asked" Buyer Questions, The, Feb. 33
Elkhort, Anne, article by, Jan. 61
Ell, Ensign, Feb. 34
Elwell, Howard G., house designed by, May 22
End Table into Dressing Table for Twins, Mar. 35
Ensemble, Dressmaker, Feb. 70
Entertaining at Christmas-time, Dec. 42
Entertaining for the Male, Apr. 87
Equivalent to the Navy "E", Feb. 34
Etlinger, Mrs. Ralph, article by, Dec. 82
Evans, Jane, dancing hobby of, Apr. 44
Evans, Mr. and Mrs., home of, article by, Feb. 20
Evergreens, Know your, Dec. 18
Exercise, Energize with, Jan. 40
Extra Space for the Duration, Mar. 48
Eyes, Care of, May 100

Fabric Cure! . . And there's always the, Dec. 84
Fabrics, Decorative, Apr. 34
Fairfax, Lt., family of, Feb. 35
Family Affair, Christmas is a, Dec. 42
Family Health
You can Help the War Effort, Jan. 31
Message to Wartime Mothers, Feb. 36
Modern Babies are Lucky, Mar. 38
A Guide, not a Chain, Apr. 25
The Good Neighbor Policy at Home, May 18
Fashions or Decoration, It's the same Idea, Apr. 36 . .
Favor, Paper Doily, Apr. 76
Feet, Care of, May 100
Field, Lindsay, article by, Mar. 34
Fire Agents! The Home Front Must Fight the Axis 350,000, Dec. 31
Fireplace Transformed, May 63
First Impressions, Dec. 38
Fisher, Mr. and Mrs. Frederick, home of, Jan. 11, 64
Fixture into Lamp, Brass, Feb. 51
Fixtures that are Necessary, Home, Apr. 102
Flood, Josephine Harper, article by, Dec. 37
Floor Squads, Jan. 36
Flower and Plant List, Feb. 28
Arrangement, Feb. 24
Containers from Lamps, Jan. 38
Gifts, Dec. 64
Vase into Lamp, Feb. 51
Flowers in a Wartime Garden? Jan. 22
Folley, Milo D., home of, Mar. 57
Food and Morale, For, Apr. 70
Canned Fruits Make Glamorous, Apr. 82
Garden, Apr. 64
Monographs
II—Cheese, Jan. 46
III—Citrus and Tropical Fruits, Feb. 61
IV—Grains, Mar. 62
V—Canned Fruits, Apr. 78
VI—Meat, May 76
—not Gardening, It's, Apr. 22
Supplied and Delivered to Home Hobby, Apr. 44
What Plans for, Jan. 23
Foot Work, Good, Feb. 54
Footloose and Uninhibited! Feb. 18
For Food and Morale, Apr. 70
your Job on the Home Front, Apr. 19
Forbes, Lura S., article by, Dec. 23
Ford, Miss Helene M., children taught by, Apr. 42
Forsythe, Virginia, article by, Jan. 28
Foster, Constance J., article by, Apr. 28
Fox, Mabel Kane, article by, Feb. 27
Francine, home of, Mar. 40
Freeman, Olive, article by, Apr. 72
Frey, Mr. and Mrs. Jack, home of, Jan. 17, 68
Friendly House in a Miniature Park, The, Mar. 24
Frost, Mr. and Mrs. Arthur, home of, Feb. 23
Fruits, Canned, Apr. 79
Citrus and Tropical, American, Feb. 61
Fuerstenau, Mrs. C. A., article by, Feb. 75
Furniture for Nursery, Jan. 30
made from Orange Crates, Jan. 16
Made Over, Jan. 39
Remodeling, Dec. 86
Future After Victory, The, Feb. 13
Heating Systems for Each Room, May 23

Gaines, Dr. and Mrs. Reuben B., apartment of, Jan. 13, 66
Garage—but not for the Car! Dad goes to the, May 20
Garden Course, Victory, Jan. 23
Flowers in a Wartime, Jan. 22
Food, Apr. 64
Going to Need Tax Money? Grow it in your, May 17
in Tennessee, Another 9 year, Mar. 25
is 9 years old! This Virginia, Mar. 19
Making in the Northwest, Three Years', Mar. 23
Planning your 1943, Feb. 75
Take to Make? How Long does a, Mar. 14
Gardeners, Get Down to Earth! Jan. 21
Keep a Record, May 93
Gardening, Jan. 62, 63, Feb. 27
It's Food—not, Apr. 22
Gardens—Flower and Vegetable, Feb. 16
Gayton, Mrs. Harry A., home of, Apr. 34
Geer, Mr. and Mrs. Reed S., home of, May 29
Gelineau, Claire H., article by, May 75
General Foods, recipe by, Feb. 65
Germain, Mr. and Mrs. Harold E., home of, May 22
Gift of Flowers, Dec. 64
wrapping, Dec. 38, Jan. 30
Gifts for Christmas, Dec. 71
Glassware Mending, Apr. 44
Gledhill, Herbert, painting and sketch by, Jan. 20
Glore, Mrs., Feb. 34
Goff, Bruce, house designed by, Mar. 57, May 25
Going to Need Tax Money? Grow it in your Garden! May 17
Goldberg, Bertrand, house designed by, Mar. 57
Gomez, Natalie, article by, Apr. 20
Good Foot Work, Feb. 54
Good Neighbor Policy at Home! The, May 18
Gottwalt, Barbara, idea by, Apr. 76
Goward, Mr. and Mrs. Kenneth, home of, Dec. 29
Goward-Wills — American Home house! We'd call it the, Dec. 29
Grady, Helen Bell, article by, Feb. 42
Graham, Graham J., home of, Feb. 48
Grains, Mar. 62
Grandfather Clock for Coffee Table, Dec. 82
Grandma's Soap Dish is in the Parlor Now! Mar. 59
Grandmother Did it and so can We, Mar. 10
Grayson, Esther C., table and article by, Jan. 23
Greasing—World's Fair Style, Feb. 38
Green, Mrs. Robert W., information by, May 74
Greer, Lynda, article by, Dec. 37
Greetings, Christmas, Dec. 39
Guide, Not a Chain! A, Apr. 25
Grochelle, Imogen Bowers, ideas and sketches by, May 54
Groom, Consider the, Dec. 68
Grooming, Good, May 100
Grow Your Own Herbs, Apr. 20
"Growing Hands?" What is a, Jan. 62

Hair, Care of, May 100
Haislip, Martha Pratt, article by, Dec. 65
Hall Cabinet for Galoshes, etc., Jan. 70
Hamlett, Frances W., letter by, Apr. 52
Hand, The Well Groomed, Mar. 76
Hand-Made House, Feb. 44
Handyman, Be Your Own, Jan. 36, Mar. 34, May 62
Haney, Germaine, article by, Dec. 37
Hanson, Mrs., Feb. 34
Happy Birthday Twice Over! Jan. 61
Harbeson, Georgiana Brown, designed by, Dec. 63
Harris, Flora, recipe by, Jan. 50
Hartwell, Mrs., home of, Apr. 41
Harty, M. F., home of, house designed by, Mar. 54
Hat Crocheted, Jan. 70, May 96
Hatbox, Decorated, Apr. 91
Haven, Mr. and Mrs. Van Allen, apartment of, Feb. 42
Haycroft, Mrs. V. I., idea by, Apr. 76
Head, Ethel McCall, articles by, Apr. 42, 58
Health Advice, Apr. 25
Health Family, Jan. 30, Feb. 36, Mar. 38, Apr. 25, May 18
Hearthstone, Homer, letter by, Apr. 52
Heat Protection, Jan. 36
Heating Systems for Each Room, Future, May 23
Hendler, Hope, article by, May 63
Hepp, Anne Woodbury, article by, Dec. 85
Herbs, Grow your Own, Apr. 20
Here are the Winners! Apr. 98
Here's a Temporary Trellis, Feb. 25
to Parents' Night Off! Mar. 45
Herold, Don, home of, article by, Dec. 26
Herrod, Virginia, articles by, Dec. 15, May 4
Hessler, Jr., Mrs. Paul C., article by, Dec. 86
Higgins, Mr. and Mrs. Charles H., home of, Mar. 17
Hill, Edna A., recipe by, Mar. 66
Hinds, Mr. and Mrs. Fred E., home of, Jan. 14, 67
Hintermeister, John D., home of, May 28
Hints for Housecleaning, May 88
His Christmas, Dec. 4
Hixon, Mrs., Feb. 34
Hobbies, Dec. 20, May 50
in a Seven-Room House! Ten, Apr. 28
made Profitable for the Red Cross, Apr. 46
Holiday Hospitality, Dec. 48
Holmes, Will, articles by, Feb. 51, Mar. 34
Home Fixtures that are Necessary, Apr. 102
Front must Fight the Axis' 350,000 Fire Agents! Dec. 31
I want to help . . . but it must be something I can do at, Apr. 42
is No-Man's Land, When, May 34
Study Course in Shrewd Buying
I—China, Jan. 26
II—Wallpaper, Feb. 31
III—Linens, Mar. 26
IV—Decorative Fabrics, Apr. 35
V—American Crafts, May 36
We brought Paradise, Feb. 20
Homemaking Question? Any, May 6
Homes have a New Destiny, American, Apr. 60
in Red and White, Two Little, May 22
to Come, Predictions of, Feb. 13
will always remain Individual, Our, May 28
will be Flexible, Tomorrow's, Feb. 15
Homework, Dec. 63, Jan. 70, Feb. 72, Mar. 17, Apr. 75, May 98
Hoole, W. Stanley, home of, Mar. 54
Hopkins House, Feb. 34
Hopkins, Mary B., 69

Horn, Mr. and Mrs. Joseph F., home of, Jan. 18, 66
Hosner, Jr., Herbert H., toy cupboard theatre of, Apr. 45
Hospitality, Christmas, Dec. 42
Holiday, Dec. 48
House and Garden, Feb. 16
be made of Wood? Will your Dream, May 22
Built in California, A Modern Ranch, May 27
Not their Dream, Dec. 24, May 56
Glamorous, but plenty Practical, Our, May 28
Hand-Made, Feb. 44
in a Miniature Park, The Friendly, Mar. 24
Look Like? What will our Dream, Mar. 52
must be a rambling one! Our, Apr. 61
must be Colonial but with all Modern Comforts, Our, Mar. 55
Plants, Bottle Feeding for, Jan. 63
Spacious Yet Compact, We want our, Apr. 58
that Scraps Built, May 50
they Wheeled In! The, Apr. 26
We'd call it the Goward-Wills—American Home, Dec. 29
What size will it Be? Our dream, Apr. 56
Household Gremlins are Different! May 75
How Long does a Garden Take to Make? Mar. 14
to Make a Winter Bouquet, Feb. 24
Howell, Mr. and Mrs. W. S., home of, Mar. 55, Apr. 59
Huggins, W. C., house designed by, Jan. 18
Hunt, Leigh, article by, Dec. 48
Hurst, Mrs. Nellie C., idea by, Apr. 76
Husband Under Food, Mar. 36
Hutchinson, Jr., Mr. George A., home of, Jan. 12, 67

I want to Help—but it must be something I can do at home, Apr. 42
If you have a small Child, Mar. 70
Improved Vegetables—Varieties for Home Garden in 1943, Jan. 25
Impressions, First, Dec. 38
Inter-Church Council for Women Defense Workers, May 91
Insurance, Life, May 64
Informal Living, Dignified Background for, May 24
Indoor Plants, Feb. 75
Outdoor Living, Feb. 16
Irving, Grace Elliott, article by, Jan. 70
It had Everything but Rooms, Dec. 26
It's Food—not Gardening, Apr. 22
the Best in the World! Apr. 89

Jabot made from Doily, May 96
Jamieson, Pegg, pottery made by, May 44
Janson, Harry J., article by, Feb. 50
Jeffries, Mr. and Mrs. Steven, home of, Mar. 32
Johnson, Delbert, article by, Dec. 31
Johnson, Ross, article by, Dec. 85
Jolliffe, Dr. Norman, excerpts by, Jan. 44
Jones, Martha K., samples by, Dec. 62
Jones, N. Barnett, home of, Apr. 57
Jordan, Emil L., article by, Feb. 44
Joss, Mr. and Mrs. Philip A., home of, Jan. 15, 65

Kaeser, William, houses designed by, Mar. 56, Apr. 58
Kalmbach, Mrs. M., article by, May 74
Kamlin, Mr. and Mrs., living room of, Jan. 68
Kate Andrews Gives Rain Checks, Dec. 65
Kaye, Nina, article by, Dec. 43
Keck, George Fred, house designed by, Jan. 64
Keep the Pot Boiling 'Round the Clock! Apr. 6
Keyser, Mrs., pottery made by, May 40
Kristen, Mrs. G., information by, May 74
Kitchen, Too! Time for War Job and, May 91
Kloman, Joseph T., home of, Apr. 38
Know your Evergreens, Dec. 18
Koch, Mr. and Mrs. W., family of, Apr. 6

Lady of the Bath, Apr. 97
Lamp Cord Frayed? Feb. 39
Lamps as Flower Containers, Jan. 38
new, from old, Feb. 52
La Nier, Sadie, glassware mending by, Apr. 44
Lane, Mrs. T. Ward, article by, May 74
Langley, Mrs. Georgia, articles by, Dec. 37, Jan. 30
Larsen, A. H., house designed by, May 27
Larson, Avis L., letter by, Dec. 6
Lath House, Feb. 26
Latta, Graham and Joseph Weston, house designed by, May 28
Laundry and Garage Combined, May 20
Box Castle for Christmas, Dec. 85
Lifelines, Apr. 95
Layette Shower Package, Jan. 30
Leaky Radiator Valve? Feb. 39
Roof, Jan. 36
Learn to Live! Mar. 12
Ledbetter, L. J., Feb. 34
Lee, Ruth, articles by, Feb. 34, Mar 21, May 25
Leeds, Clara Hukill, decorated by, Feb. 48
Leffingwell, Georgia, article by, Apr. 95
Leith, William G., article and arrangements by, Feb. 25
Leonhardt, Rene W. P., designed by, Feb. 52, May 98
Le Sure, Mrs. Harvey, information by, May 74
Letter Tree Party, Dec. 37
Lewis, Mrs. Harry, typing by, Apr. 42
Liability a Definite Asset! Make that, Mar. 44
Life is not a Bowl of Cherries, May 62
Light Saving Hints, Feb. 50
Linens, Mar. 26
Linn, Mrs. Howard, Feb. 35
List of Annuals, Carefully Selected, Feb. 28
Live, Learn to, Mar. 12
Living Alone Together, Apr. 15
Room Belongs to Mother! The, Apr. 28
Lockwood, Douglas and Elizabeth Vaughan, designed by, Jan. 68
Lofstrom, Edward V., house designed by, Apr. 30
Log Cabin with Swedish Leanings in the Michigan Berkshires! Feb. 48
Loom Pattern, May 99
Louis, K., article by, Dec. 37
Lowenfels, Albert, articles by, May 16, 17
Lyman, John, home of, May 23

MacKenzie, Mr. and Mrs. Gordon, home of, Mar. 56, Apr. 58
Maine—Cone and Tassel of White Pine, Dec. 14
Maine, Our Piece of American Soil—in, Feb. 44
Maintenance—Not Repair, Jan. 36
Make old things into New, Jan. 38
One? Want to, Feb. 52
that Liability a Definite Asset, Mar. 44
Making Boxes for the Closet, Apr. 91
Lamps, Feb. 50
Man—or Mouse? Apr. 87
Manicuring, Mar. 76
Mantel Situation and 4 Cures for it! The Well Known, Dec. 83
Marriage, Kathleen, article by, Feb. 76
Martin and Reis, house designed by, May 29
Mattox, Mr. and Mrs., home of, Dec. 24
Maxon, Hazel Carter, article by, Dec. 45
Maxwell, Mr. and Mrs. Charles, home of, Jan. 10, 64
May Day Brings Fond Recollections, May 72
McArthur, E. H., Feb. 34
McAvoy, F. Carroll, photograph by, May 4
McBeath, Lida, article by, Jan. 28
McCafferty, Elizabeth Weaver, article by, May 93
McCarthy, F. J., house designed by, Mar. 56, Apr. 61
McChesney, Constance, article by, Mar. 27
McDonald, Lt., family of, Feb. 35
McKinlay, Helen G., article by, Feb. 50
McKinney, Ena, article by, May 63
Meat and other Sources of Protein, May 77
Medical and Nursing Care, Conserving, Jan. 31
Medlock, Susan Jones, article by, May 27
Meet the New Ration Book, Feb. 55
Mending Glassware, Apr. 44
Message to Wartime Mothers, Feb. 36
Meyer, Mrs. Celia L., article by, Mar. 19
Miers, Mr. and Mrs. Charles W., home of, Mar. 56, Apr. 61
Milk for House Plants, Jan. 63
is not always milk, Jan. 55
Miller, Jane K., article by, Dec. 84
Miller, Jr., Mrs. Ralph, article by, Dec. 37
Mince Pie, Dec. 45
Modern Babies are Lucky! Mar. 38
Couple Built in East Tennesse Hills, May 31
Family 100% Self-Sustaining? Dec. 20
Ranch House Built in California, A, May 27
"Mom, do I have to eat this stuff?" Mar. 60
Money? Grow it in your Garden! May 17
Raising, Apr. 49
Montoux, Mr. John, article by, Feb. 76
Moore, Mrs. A. L., antique shop of, Apr. 44
Morale, For Food and, Apr. 70
Morgan, R. D., pewter made by, May 44
Morrison, Wilma, article by, Dec. 37
Mother—1943 Model, Mar. 29
Mother's Day, To a Baby—on, May 4
Mothers, Message to Wartime, Feb. 36
Mrs. Keyser of Plymouth Meeting, May 40

Nail Care, Mar. 76, May 100
Names, Put it in Both, Apr. 71
Navaho Rugs and the Women who Weave Them, May 46
Navy "E", Equivalent to the, Feb. 34
Neighbor Policy at Home! The Good, May 18
Neighbors for Old, New, Jan. 32
Nelson, Edna D., pattern by, Jan. 70, article by, May 62
Nelson, Wilhelmine, recipe by, Dec. 52
Neutra, Richard J., house designed by, Jan. 64, Mar. 56; statement by, Mar. 56
Newell, Hope, articles by, Feb. 36, Mar. 38
New Neighbors for Old, Jan. 32
Nielsen, Mrs. Benjamin, articles by, Dec. 37, Apr. 74
9 Years Old! This Virginia Garden is, Mar. 19
No Coffee Table Situation, The, Dec. 82
Non-Priority Pursuits, Apr. 54
North Carolina Carries On—May 44
Not their Dream House, Dec. 24, May 56
Nursery Forsythe, Jan. 28
Nursing Home, Feb. 36
Care, Conserving Medical and, Jan. 31
Nutrition, Cheese—A Bargain in, Jan. 47
Today and Tomorrow, Jan. 44

O'Connell, Mrs. C. E., information by, May 74
Odds and Ends into Lamps, Old, Feb. 51
Of course, it's "cute"—but it's not patriotic, Mar. 47
Oglesby, Catharine, article by, May 46
Oil Can for Greasing Pans, Feb. 38
Old Dresser into New, Mar. 34
Piano Bench, Dec. 82
Teapots into Lamps, Feb. 50
Oleson, Margaret and Nicholas Cupery, article by, Dec. 18
Oliver, Rita Newbold, article by, Mar. 70
One Story on 3 Levels in Atlanta, Georgia, May 27
1 Year Old, Mar. 17
Open House for Christmas, Dec. 42
Orange Crates for Furniture, Jan. 17
Crates for Toy Chest, Jan. 28
Oregon Colonial—With a Difference! May 29
Oriental Snow Bath, Feb. 38
Orr, Jack, home of, Mar. 48
Ortgies, June Cochrane, articles by, Dec. 37, 82, Jan. 70, Apr. 55
Osgood, Ellen, articles by, Jan. 59, Feb. 38
Osgood, Ellen and Hope Ranslow Bennett, Apr. 15
Ottesen, Henrietta, article by, Jan. 40
Our Cover Girl—every woman's dream come true! Mar. 40
Cover House—Glamorous, But Plenty Practical, May 28
Dream House Must be Colonial, but with all Modern Comforts", Mar. 55
Dream House—What Size will it Be? Apr. 56
Homes will always remain Individual, May 28
House must be a rambling one! Apr. 61
Party Costumes, Jan. 58
Piece of American soil, in Maine, Feb. 44
10th Birthday Party, Jan. 56
Outdoor-Indoor Living, Feb. 16

Paint, cold water, used as a cleaner, May 61
Painter, Helen, article by, May 40
Paper Doily Favor, Apr. 76
for Covering, Christmas, Jan. 38
Parcher, Clifford, articles by, Jan. 36, Mar. 31
Parents' Night Off! Here's to, Mar. 45
Park, The Friendly House is a Miniature, Mar. 24
Parker, Lt. & Mrs. John, Feb. 35
Parks, Mildred S., recipe by, Dec. 52
Parrish, Mr. and Mrs. Lawrence A., home of, Feb. 23
Parsons, Louella, porch of, Mar. 49
Parties, eight children's, Dec. 43
Party, Bowling, Dec. 45
Costumes, Our, Jan. 58
for Phonograph Fiends, Dec. 46
for men, Apr. 87
for Twins, Birthday, Jan. 61
for Valentine's Day, Feb. 56
Good? What makes a, Apr. 74
Letter Tree, Dec. 37
Our 10th Birthday, Jan. 56
Tags for Children's Clothing, Feb. 38
Patriotic, Of Course, it's "cute"—but it's not, Mar. 47
Paul, Dorothy Brooks, article by, Jan. 33
Pearson, Haydn, article by, Apr. 89
Peonies, Apr. 70
People in the World Today, You're the Two Most Important, Jan. 4
Perennials, Feb. 28
Perkins, Mrs. Frederick King, home of, Apr. 34
Perkins, Mary, article by, Mar. 12
Perkins, Stella M., article by, Dec. 82
Perkins, Wheeler & Will, houses designed by, Mar. 54, May 30
Perry Home, Mar. 49
Perryman, Margaret, article by, Jan. 62
Personal! Energize with Exercise, Jan. 40
Good Foot Work, Feb. 54
The Well Groomed Hand, Mar. 76
Lady of the Bath, Apr. 96
Defense for the Workers, May 100
Personality Quiz, Dec. 66
Petty, Katherine, articles by, Dec. 85, Jan. 38
Pfeiffer, Sarah Shields, articles by, Mar. 10, 45, Apr. 49, 74
Phillips, Elisabeth C., article by, Apr. 25
Phonograph Fiends, Party for, Dec. 46
Piano Bench. Old, Dec. 82
Piano Recessed into Bookcase, May 62
Pierce, Mr. and Mrs. John C., garden of, Mar. 14, 23
Place Cards, Delicate Shells on, Apr. 76
Planning and Skill Did This, Mar. 21
There's No Priority on, Feb. 8
Time Around House, Mar. 36
your 1943 Garden? Feb. 75
Plant and Flower List, Feb. 28
Holder, Dec. 86
of-the-Month Club, A, Feb. 38
Planting Vegetables, Jan. 25
Plants and People, Feb. 16
Bottle Feeding for House, Jan. 63
Play Clothes, May 97
Suit and Skirt Pattern, May 96
Plumbing, Jan. 36
Plyluminum House, Mar. 53
Poor, Anne, article by, Jan. 30
Popcorn cans and children's blocks! Feb. 51
Porter, Dr. and Mrs. William Branch, home of, Jan. 10, 68
Portrait Dolls, Apr. 48
Potatoes, Sweet, Grow, May 17
Potter, Peggy, article by, Dec. 37
Potters, May 38
Prescott, Penny, article by, Feb. 51
Presto—Chango! May 54
Purcell, Mrs. Clara, takes care of children, Apr. 42
Pursuits, Non-Priority, Apr. 54
Put it in Both Names! Apr. 71
Put on your Own Salvage Drive, Jan. 39

Questions? Any Homemaking, May 6
The 8 "Most Asked" Buyer Questions, Feb. 33
Quick, Clifford D., houses designed by, Mar. 55, Apr. 59
Quiz for Personality, Dec. 66
for Telephone Addicts, Feb. 40

Radiator Valve? Leaky, Feb. 39
Rain Checks, Kate Andrews Gives, Dec. 65
Raising Money, Apr. 49
Ranch House Built in California, A Modern, May 27
Raney, Mrs. C. T., article by, May 74

124808

Ration Book, Meet the New, Feb. 55
Red Cross, Hobbies made Profitable for the, Apr. 46
Reed, Henry M., statement by, May 28
Refinishing old Dresser, Mar. 34
Reilly, Mrs. G. L., article by, Apr. 76
Reinhardt, Hattie, idea by, Apr. 76
Rejuvenated Studio Couch, May 63
Rejuvenating old Rocker, Mar. 34
Remaking old Furniture to Fit Nursery Needs, Jan. 30
Remodeled barn, Apr. 3
Remodeling Furniture, Mar. 35, Dec. 86
Rennick, Avery, home of, house designed by, Mar. 54
Repainting furniture, May 90
Repair it Yourself! Feb. 39
Maintenance—Not, Jan. 36
Repairing furniture, May 90
Retreat in California's Sierras, Week-end, Feb. 46
Reupholstering Old Rocker, Mar. 34
Reuter, Lt., Feb. 35
Rice, Christine, article by, Mar. 35
Richardson, Marion, recipe by, Jan. 54
Rifkin, N. J., home of, Mar. 56, Apr. 56
Riordan, Mrs. Francine, home of, Mar. 40
Robb, Esther Chapman, article by, Feb. 40, Mar. 47
Robinson, Mrs. C. S., article by, May 74
Robinson, W. W., article by, Jan. 32
Robsjohn-Gibbings, T. H., statement by, Apr. 60
Rocker, Rejuvenated, Mar. 34
Rogers, Amelia, article by, Dec. 37
Rogerson, Hermia, articles by, Dec. 37, 84, 85, Jan. 39
Rolling Pins are New! Feb. 50
Roman spring, Dec. 22, Dec. 43
Romantic Revels—for the 40-odds! Feb. 56
Roofs, Leaky, Jan. 36
Rooms! It had Everything but, Dec. 26
Rosenberg, Jr., Charles R., article by, Apr. 71
Ross, Edith L., home of, Jan. 16, 69
Rothman, Mrs. Ida, apartment of, Jan. 16
Rowantrees potters, May 38
Rowen, Mrs. Paul, Feb. 34, 35
Rug Cleaning, Feb. 38
Repair, Feb. 39
Rugs and the Women who Weave Them, Navaho, May 46
Rag, May 63
Rumpus Room—without Strings! Donate your, Mar. 30
Rumsey house, Feb. 35
Rustic Setting for a Rollicking Family, A, May 27
Rutledge, Mr. and Mrs., home of, Apr. 37
Ryser, Marcella and Elinor Scoville, articles by, Mar. 30, Apr. 87

Safety First, Feb. 38
Salvage Drive, Put on your own, Jan. 39
Salvaging Ideas from Hollywood, Feb. 70
Sargent, D. Kenneth, house designed by, Mar. 57
Saving Sugar and Spice, Mar. 10
Scallon, Eileen and Marge, Jan. 69
Scarf, Striped, Feb. 71
Scargles, Mr. and Mrs. Russell, home of, Feb. 22
Schedule! An American Home Goes on all-out, Dec. 22
for Mothers, Dec. 28
Schmidt, Mr. and Mrs. M. O., Feb. 34
Schooley, Ruth M., article by, Feb. 38
Schweiger, Elizabeth Lee, article by, Apr. 6
Schweikher, Paul, houses designed by, Feb. 22
Science Plans for a Better Way of Life, Feb. 14
Scoville, Elinor, articles by, Dec. 66, 68, articles by, Apr. 74
Scoville, Elinor and Marcella Ryser, articles by, Mar. 30, Apr. 87
Scrapbook House, Feb. 8
Scraps Built, House that, May 50
Sears & Foote, house designed by, Dec. 27
Sears, Vernon F., statement by, Feb. 15
Selby, Mr. and Mrs. James, article by, May 15
Server, Toy Chest from Dining Room, Mar. 34
Service Boys, Dance Floor Fun for the, Mar. 31
Seven, We are, Feb. 22
Share and Win, Mar. 71
Sharritt, Grace V., article by, May 34
Shea, Mrs. P. J., prize winner, Dec. 5
Shells on Place Cards, Delicate, Apr. 76
Shoe Care, Apr. 94
Shower Package, Layette, Jan. 30
Shrewd Buying
I—China, Jan. 26
II—Wallpaper, Feb. 31
III—Linens, Mar. 26
IV—Decorative Fabrics, Apr. 35
V—American Crafts, May 36
Shrubs, Feb. 28
Side-Light Situation. The, Dec. 84
Sifrey, Mr. N., apartment of, Jan. 16
Silver, Discarded, Apr. 49
Simms, Ginny, worn by, Feb. 71
Simonds, Mr. and Mrs. George E., home of, Feb. 22
Siple, Allen, house designed by, Apr. 35
Sizes you should Know! Standard, Apr. 59
Skeleton for your China Closet, A, Jan. 26
Skin, Care of, May 100
Skinner, Virginia, article by, Feb. 40
Sloan, Mrs. Clifford, home of, Apr. 37
Slow Down Wear and Tear, IV. Care of your Utensils, Dec. 60
Smith, Allison, recipes by, Jan. 52
Smith, Herman, recipes by, Dec. 56, Jan. 50
Smith, M. Barnett, house designed by, Mar. 54
Smith, Wendell, article by, Apr. 62
Smith, Whitney R., statement by, house designed by, Mar. 53
Smith, Mrs. William F., idea by, Apr. 76
Snow Bath, Oriental, Feb. 38
Soap Dish is in the Parlor Now! Grandma's, Mar. 59
Soderstrom, Oscar G., article by, May 20
Sofa Table into Coffee Table, Mar. 35
Sollars, Edna S., articles by, Dec. 10, 43, 45
Sole Satisfying, Apr. 94
Something We Forget, Apr. 102
Space for the Duration, Extra, Mar. 48
Spring Clean-up, May 86
Stafford, Mr. and Mrs. Espie, home of, May 27
Stamps, Cancelled, Place Cards, Apr. 76
Standard Sizes you Should Know! Apr. 59
Stanley, Jr., Edwin, Feb. 35
Stanley, Mr. and Mrs. Louis, home of, Apr. 26
Starting from Scratch? Feb. 27
State Flower Print—
Maine-Cone and Tassel of White Pine, Dec. 14
Stedman and Stedman, house designed by, May 27
Stedman, Mr. and Mrs. James, home of May 27
Stein, Joseph, design and sketch by, Feb. 17
Stephansen, Wynn, article by, Feb. 38
Stephens, W. B., pottery by, May 45
Sticky Doors, Drawers and Windows, Jan. 36
Stine, Dr. Charles M. A., statement by, Feb. 14
Stocking Care, Apr. 95
Stoddard, Mr. and Mrs. Craig, home of, Jan. 9, 66
Storing Household Accessories for the Summer, May 87
Studio Couch Rejuvenated, May 63
Sturtevant, Butler, landscaped by, Mar. 23
Sturtevant, Roger, articles by, May 27
Such a Lovely Disposition, May 92
Sugar and Spice Saving, Mar. 10
Swanson, Mr. and Mrs., home of, Jan. 16, 69
Sweatt, Charles B., statement by, May 23
Swedish Leanings in the Michigan Berkshires! Feb. 48
Sweet Potatoes Growing, May. 17
Swift, Mrs. Alden, Feb. 35
Symbols of Freedom and Faith, Jan. 9
Systems for that business you're Running, Tickler, Apr. 72

Table into Dressing Table for Twins, End, Mar. 35
of Vegetables for Planting, Jan. 25
Setting, Dec. 48
Telephone Stand unit from Dining Room, Mar. 34
Tablecloth, Filet Bridge, Jan. 70
Taffy Pulls are Back! Mar. 69
Tagging Children's Clothing at a Party, Feb. 38
Talk Less, Shoot More, Feb. 40
Taylor, Miss Juliet B., cabin of, Feb. 46
Taylor, Mildred, enamels designed by, May 44
Tea Wagon and Butcher Basket from a Bassinette, Jan. 30
Teapots into Lamps. Old, Feb. 50
Telephone Addicts Quiz, Feb. 40
Stand Unit from Dining Room Table, Mar. 34
Use and Abuse, Mar. 47
Ten Hobbies in a Seven-room House! Apr. 28
Tennessee Valley Authority, house designed by, Feb. 18
Theatre, The Toy Cupboard, Apr. 45
Theiss, Lewis Edwin, article by, May 17
There's No Priority on Planning, Feb. 8, May 21
These Houses Wanted Plenty of Elbow Room, May 26
This Illinois Colonial is as Modern as Today, May 30
Month's V Specials, Feb. 63
Virginia garden is 9 years Old! Mar. 19
Thompson, Mr. and Mrs. Henry, home of, May 27
Thorne, Mrs. James Ward, Feb. 35
Three Years' Garden Making in the Northwest, Mar. 23
Tickler Systems for that Business you're Running! Apr. 72
Tiemann, Olga Rolf, article by, Feb. 74
Tiffany, Mrs. Floyd, information by, May 74
Time for War Job and Kitchen, too! May 91
To a Baby—on Mother's Day, May 4
"Tomorrow will be Christmas, Sonny," Dec. 15
Tomorrow's Homes will be Flexible, Feb. 15
Towne, Mr. and Mrs. Carroll A., garden of, Mar. 15, 25
Toy Chest from Dining Room Server, Mar. 34
Chest from Orange Crates, Jan. 28
Cupboard, The, Apr. 45
Cupboard Theatre, The, Apr. 45
Trailer Homes, Feb. 18
Tree Decorations, Dec. 11
Party, Letter, Dec. 37
Trees, Feb. 28
Trellis, Here's a Temporary, Feb. 25
Trevor, Mrs. John C., information by, May 74
Trip instead of Birthday Brawl, Jan. 59
Tuttle, Frances V., article by, Feb. 39
Twin Birthday Party, Jan. 61
Two—Close Together, Dec. 28
Little Homes in Red and White, May 22
Years! Planning and Skill Did This all in, Mar. 21
Typing Hobby, Apr. 42

Uniform, We Design a Home Guard, Apr. 19
Utensils, Care of your, Dec. 60

V Specials, This Month's, Feb. 63
Valentine's Day Party, Feb. 56
Van Hercke, Ethel Pine, article by, May 56
Vases—and His Nibs, Draperies, Dec. 86
Vaughan, Elizabeth and Douglas Lockwood, designed by, Jan. 68
Vaughan, Isabelle, ideas by, Apr. 37
Vegetable Varieties for Home Gardens in 1943, Improved, Jan. 25
Vest Front, Feb. 71
Victory Garden, Apr. 22, May 15
Garden Course, Jan. 23
The Future After, Feb. 13
Vines, Feb. 28

Waldo, Mrs. F. H., article by, Apr. 74
Wall and Accessory Decorations, Jan. 70
Brackets Dressed Up, May 63
Wallpaper Buying, Feb. 31
Walls, Dr. and Mrs. J. T., home of, Mar. 55
Walter, Jean France, letter by, Apr. 50
Want to Make One? Feb. 52
War Job and Kitchen, too! Time for, May 91
Wardrobe from Bookcase, Child's, Dec. 86
War-time Mother, Mar. 29
Way, Mrs. B., letter by, May 92
We Are Seven! Feb. 22
Brought Paradise Home! Feb. 20
Weaving, May 44, 46
Patterns, May 98
Week-End Retreat in California's Sierras, Feb. 46
Weigel, Mrs. L. L., article by, Dec. 86
Weil, Virginia, article by, Dec. 86
Well Groomed Hand, The, Mar. 76
Well Known Mantel Situation and 4 Cures for it! The, Dec. 83
Welsh, P. R., Feb. 34
West, Bernice, ceramics by, May 44
Westcott, Dr. Cynthia, article by, Apr. 70
Weston, Joseph nad Graham Latta, house designed by, May 28
We Want our House Spacious Yet Compact, Apr. 58
We're City Billies! Mar. 78
We'd Call it the Goward-Wills—American Home House! Dec. 29
What is a "Growing Hand"? Jan. 62
Makes a Party Good? Apr. 74
Plans for Food? Jan. 23
will our Dream House Look Like? Mar. 52
Wheatley, Margaret Tipton, article by, Feb. 46
Wheeled In! The House They, Apr. 26
When you Do Buy, Do you Know What to Buy?
I—China, Jan. 26
II—Wallpaper, Feb. 31
III—Linens, Mar. 26
IV—Decorative Fabrics, Apr. 35
V—American Crafts, May 36
When Home is No-Man's Land, May 34
Whittemore, Mr. and Mrs., apartment of, Jan. 17, article by, Jan. 69
Whittier, John Greenleaf, poem by, Jan. 20
Who's Cookin' and What? Mar. 31
Wichell, Mrs., food supplied by, Apr. 44
Wiley, Ruby A., article by, May 61
Wilkinson, Mrs. J. T., idea by, Apr. 76
Will you Be one of the 18,000,000? May 15
your Dream House be Made of Wood? May 22
Williams, Donald Dwight, houses designed by, Mar. 56, Apr. 56
Williams, H. Corbett, articles by, Dec. 37, 82, 84, Mar. 35, 71, May 63
Willis, Mrs. Henry, weaver, May 44
Willmore, Cyrus Crane, statement by, Apr. 60
Wilms, Mrs. Helene, idea by, Apr. 76
Wills, Royal Barry, houses designed by, Dec. 29, Jan. 67, May 23
Wilson, Jr., F. Vaux, statement by, Feb. 13
Wilson, Mr. Hult Lawrence, article by, May 74
Window Decoration Ideas, Mar. 44
Treatment, Dec. 86
Windows, Sticky doors, drawers and, Jan. 36
Wischmeyer, Arrowsmith & Elswick, house designed by, Apr. 57
Witloof Chicory, May 16
Witzman, Marian E., article by, Feb. 75
Wives, Wake Up! May 64
Woeltz, Margaret, ideas by, Mar. 44
Wolfes Could Do It! The, Dec. 20
Wolff, George M., house designed by, Mar. 55
Wollaston, Nan, idea by, Apr. 76
Wood—ageless, sturdy friend to man, May 21
Work, Floy and Jim, article by, May 63
Wrenn, Olive P., article by, May 50

Yost, L. Morgan, houses designed by, Jan. 9, 18, 66
You, America's Leading Lady, Dec. 66
You're on a Party Line with Uncle Sam, Feb. 40
the two most Important People in the World Today, Jan. 4
You can Enjoy it even though you may not Own it! Feb. 42
can Help the War Effort by Conserving, Jan. 31
"Young Marrieds", Meet the Situation! Mar. 32
Young, Mirma Wallace, article by, May 18
"Your Christmas Begins in the Spring", Dec. 64
You'd never Know the Old Barn Now! Apr. 30

Zachar, Stefan, house designed by, Mar. 48
Zaibst, Mrs. George, article by, May 74
Zimmerer, Karen Foss, recipes by, Jan. 52, article by, May 86
Zimmerman, Carl, article by, Apr. 104