ON GUARD . . .

The AMERICAN HOME

15¢

April 1943

★

PROPERTY OF THE
LIBRARY OF THE
APR 2 19[illegible]
WOMAN'S COLLEGE
UNIVERSITY OF [illegible]

LIVING ALONE TOGETHER

'ing Decorating *Make Money at Home* Victory Gardens

A Morning Star at 6 P.M.

"That's what my husband calls me, and wonders how I do it. Frankly, I have a simple little health and beauty routine at the end of these war-weary days — before dinner I take a relaxing bath, and then a glowing rubdown with a Cannon towel.

"I count myself lucky that I do have Cannon towels — there's no substitute for quality. Now that all household articles are getting scarce, it's up to me to see how I can make my family comfortable on as little as possible. I'm not going to buy any new towels unless I really have to. Instead, I'm going to make the ones I have last 'for the duration' by following Cannon's suggestions for taking care of them."

How to get extra wear from your towels and keep them "durable for the duration"

Launder before they become too soiled.
Fluff-dry terry towels—never iron.
If loops become snagged—cut off, never pull.
Mend selvage and other breaks immediately.
Buy good-quality towels—always the best economy.

TRADE MARK MADE IN U.S.A. CANNON

Cannon Towels

CANNON SHEETS CANNON HOSIERY

***Millions of Cannon** and other towels are now going to our Armed Forces. That's the way w sure you want it to be—but it's also why your favorite store may not have as wide a selectio formerly. Naturally, you won't buy any towels unless it's absolutely necessary; but if MUST buy, you'll be wise to look for Cannon, the towel that has always stood for good va*

He takes good care of everybody ...except himself!

HERE HE COMES . . . busy Doctor Larrabee.

A friend of the whole community. Out of bed at midnight, many a night . . . brought half the young ones in Tyler County into the world. Knows every ache and pain for miles around.

Doc's seen a lot of life in his twenty years of service. He's seen folks born . . . and seen 'em die. He's seen families left comfortable—and others without a penny of life insurance.

Yet for years now, whenever Doc's life insurance man has come around, Doc's brushed him aside. "Too busy!" he says. Yes—too busy looking after everybody else's family to give much thought to his own . . . in the future that seems so far away . . .

Guess Doc doesn't appreciate that saying: "The future belongs to those who prepare for it." Funny, isn't it? There seems to be a little of Doc Larrabee in us all. It's just so easy for us to say, "Too busy!" or "Maybe tomorrow"... when tomorrow may be too late!

What About Your Family's Future?

Today, as ever since the year 1875, The Prudential's business is with tomorrow--*your* tomorrow, and that of your family.

Today some 8,000,000 American families enjoy the feeling of confidence, the sense of security that come from Prudential Life Insurance ownership. Your Prudential representative stands ready to help *you* discover, with them, that "The future belongs to those who prepare for it."

5 things you should know about Prudential protection

SAFETY . . . through conservative and diversified investment of funds, adequate premium rates, and careful selection of policyholders.

LOW COST . . . savings through favorable mortality experience, investment earnings, economies in operation provide funds for dividends which reduce policyholders' insurance cost.

WIDE CHOICE OF POLICIES . . . ranging all the way from very small amounts to very large amounts . . . with various premium payment plans.

FRIENDLY, EFFICIENT SERVICE . . . through 1200 Prudential offices, conveniently located throughout the United States and Canada . . . by competent, helpful Prudential representatives.

STABILITY . . . since 1875. Through panics, depressions, wars, and epidemics, The Prudential has met its every obligation promptly and in full.

The PRUDENTIAL
INSURANCE COMPANY OF AMERICA
HOME OFFICE: NEWARK, NEW JERSEY

THE PRUDENTIAL HAS THE STRENGTH OF GIBRALTAR

AS A SERVICE to the United States Government and to you, Prudential representatives sell War Savings Stamps. For victory—buy some today!

Millions "Blitzed" by Bug

1. Sickness may chalk up more casualties than War. Any year. But especially in wartime, epidemics may roll up fast. So, Mother, be on guard—disinfect as you clean—with Lysol. Uncle Sam uses Lysol disinfectant to help protect men in the service. Follow suit. Put Lysol in your cleaning pail; wage war on germs *at home*. For instance . . .

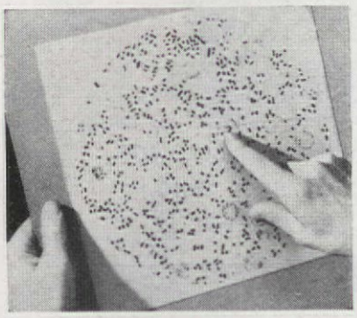

2. Murderous pneumonia germs (enlarged 600 times here) may thrive in the tidiest home—yet Lysol in cleaning water kills them on contaminated objects. Kills Streptococcus, diphtheria, innumerable other germs that may lurk anywhere! Don't depend on "washing compounds." Use Lysol, as so many hospitals do!

3. If sickness does strike, clean the sickroom with Lysol—bed, tables, walls, floor—add 2½ tablespoonfuls Lysol to 1 gallon water. Use this same famous solution for everything that comes out of the sickroom—all utensils, trays, china, glass, silver. You don't want the whole family ill! And remember . . .

4. Towels and hankies can harbor millions of germs. So use Lysol in laundering. (5 tablespoonfuls Lysol to 10 gallons water.) Lysol is death on germs.

Lysol
Disinfectant

ECONOMICAL—14-oz. bottle makes 11 gallons of germ-killing solution.

FREE! *"War-time Manual for Housewives"*. . . New! Packed with information on: wartime disease; first aid; baby care, etc.

(Paste Coupon on Penny Postcard)

Lehn & Fink, Dept. A. H. - 443, Bloomfield, N. J. Send me free "War-time Manual for Housewives."

*Name*_____

*Address*_____

Copyright, 1942, by Lehn & Fink Products Corp.

Contents

April, 1943 **Vol. XXIX, No. 5**

Cover Design: See page 14

Special Monthly Features

Homework: "Bluebirds for Happiness" 17
Be Your Own Dressmaker: You'll Be Well Dressed for Your Job in Our Home Guard Uniform 18
Family Health Department: A Guide, not a Chain *Elisabeth C. Phillips* 25
Home Study Course in Shrewd Buying: 4. Decorative Fabrics . 34
Be Your Own Decorator 90
Personal!: Lady of the Bath 96

Children

It's the Best in the World! . . . . . *Haydn S. Pearson* 88

Decorating

Bluebirds for Happiness 14
The House They Wheeled In . . . *Martha B. Darbyshire* 26
When You Buy, Know What to Buy! 4. Decorative Fabrics . . 34
Be Your Own Decorator 90

Gardening

Grow Your Own Herbs 20
It's Food, Not Gardening 22
Challenge to America . . . . . *Elise Beauchamp* 64
Here Are the Winners! 98

Handicrafts

"Bluebirds for Happiness" Patterns 17
Non-Priority Pursuits . . *Fanny Bull, June Cochrane Ortgies* 54

Homes and Maintenance

You'd Never Know the Old Barn Now! . . *Edward V. Lofstrom* 30
Our Dream House—What Size Will It Be? 56
We Want Our House Spacious Yet Compact . *Ethel McCall Head* 58
Buy Your Building Site Now . . . *Cyrus Crane Willmore* 60
American Homes Have a New Destiny . *T. H. Robsjohn-Gibbings* 60
Our House Must Be a Rambling One 61
Something We Forgot 102

Parties, Food, Housekeeping

Keep the Pot Boiling 'Round the Clock . *Elizabeth Lee Schweiger* 6
Living Alone Together . *Hope Ranslow Bennett and Ellen Osgood* 15
The Living Room Belongs to Mother . . *Constance J. Foster* 28
Tickler Systems for Your Business! . . . . *Olive Freeman* 72
What Makes a Party Good? 76
Draft Bridge—It's Guaranteed! . . . . *Carrie S. Christian* 77
Canned Fruits 79
Canned Fruits Make Glamorous Food! Recipes 81, 84
Man or Mouse? . . . . *Elinor Scoville and Marcella Ryser* 87

Inspirational

"I Want to Help. . . " . . . . . *Ethel McCall Head* 42
Dear American Home 50
Put It in Both Names . . . . *Charles R. Rosenberg, Jr.* 70
Sole Satisfying 94
Laundry Lifelines . . . . . *Georgia Leffingwell* 95

Published monthly by The American Home Magazine Corporation, W. H. Eaton, President Treasurer; Henry L. Jones, Vice-President; Jean Austin, Secretary. Executive, Editorial and Advertising headquarters, 444 Madison Avenue, New York. Subscription Department, 251 Fourth Avenue, N. Y. Branches for advertising only: 248 Boylston Street, Boston, Mass.; 360 North Michigan Avenue, Chicago, Ill.; A. D. McKinney, 915 Olive St., St. Louis, Mo.; W. F. Coleman Henry Building, Seattle, Wash.; W. F. Coleman, 300 Montgomery Street, San Francisco, Calif. W. F. Coleman, 530 West 6th Street, Los Angeles, Calif. Copyright, 1943, by The American Home Magazine Corporation. All rights reserved. Title registered in U. S. Patent Office

The American Home, April, 1943, Vol. XXIX, No. 5. Published monthly by The American Home Magazine Corporation, 444 Madison Ave., New York, N. Y. Subscription price in United States and Canada, $1.50 a year; two years, $2.25; three years, $3.00. Foreign postage $1.00 per year extra. Entered as second class matter December 31, 1935, at the post office at New York, N. Y., under act of Congress, March 3, 1879.



M-H Electrons are coming to control the heating of your house — to dispense carefree indoor comfort, regulate your heating effortlessly, to air condition your rooms. Now M-H Electrons are at war, performing miracles in planes, tanks and ships. These same miracles, or modifications of them, will be available to home owners everywhere after peace comes. That's the promise of our engineers—a promise, Mr. and Mrs. America, that will be kept . . . . Minneapolis-Honeywell Regulator Company, 2737 Fourth Ave. S., Minneapolis, Minn. In Canada: Toronto, Ontario. In Europe: London England; Stockholm, Sweden.

★ *Listen:* "JOHN FREEDOM"
Blue Network Coast to Coast every Wednesday, 9:00 to 9:30 P. M. Eastern War Time; or see your local newspaper.
"The Most Dramatic Show on the Air"

INSTRUMENTS BY **BROWN** FOR INDUSTRY
MINNEAPOLIS-HONEYWELL
TEMPERATURE CONTROLS

The "HOME FRONT" physician
—3 ways you can help him

▸ Go to his office if you can . . . ▸ Phone *early* when a house visit is necessary . . . ▸ Be patient if you have to wait. Doctors over military age must now carry an extra burden. Help them ration their precious hours.

Your dollars, too, require skilful rationing, to make your *present* income protect your *future* needs. Trained life insurance men can help you in that vital wartime task.

Premium dollars earn service stripes too. They buck up morale by giving that immediate, financial protection that families need today. Because premium dollars are dollars *saved*, they help to combat higher living costs. And finally, they bolster the fighting front by moving into U. S. Government Bonds and other investments to finance war needs.

For adequate protection that still leaves cash to buy War Bonds, ask a Mutual Life man in your community about our 4 new "dollar-saver" policies to meet wartime needs.

Write today for this free Booklet *Read how modest sums invested regularly in these Mutual Life Policies lift the fear of dependence from your family — assure yourself an income in later years. Ask for Booklet A-6.*

WHAT $10 A MONTH IN PREMIUMS CAN DO TODAY

NAME_____

ADDRESS_____

THE MUTUAL LIFE
INSURANCE COMPANY of NEW YORK

"First in America"

Lewis W. Douglas, *President*

1843..OUR 100th ANNIVERSARY YEAR..1943

34 NASSAU STREET · NEW YORK CITY

KEEP THE POT BOILING

Photographs by Jack Bigelow

'ROUND THE CLOCK!

ELIZABETH LEE SCHWEIGER

WHETHER Mom "burns" at the shipyard or cooks at ho she is still the hub of the family! Even if she returns h along with Dad, tired from a hard day's work, it is she must quiet the children with a calm, soft voice; it is she who must the kettle on to boil. The children must be kept happy by a mother father who are real parents, not people living under the same r

All this brings us to Mr. and Mrs. W. Koch, who run a combinat bakery and soda fountain. Lack of labor and increased needs in community have made it necessary for Mrs. Koch, Helen (thirteen), Billy (ten) to help in the shop. The father goes to work at two-th a. m. in order to accommodate war workers. He finishes work at n naps every afternoon, and sleeps from seven p.m. to two a.m. comes in every morning before school to help his father serve. Mrs. K and her sister-in-law arrange their hours of work in the shop so that day one of them works from seven to three and the other from t to seven, and the next day vice versa, thus avoiding monotony for b

The whole Koch family breakfasts together every Sunday morning after a Saturday evening spent at a movie; at top of page, Mr. Stewart gets little Dianne off early to bed

THERE'LL BE NO RATIONING OF THE THINGS WHICH REALLY MATTER

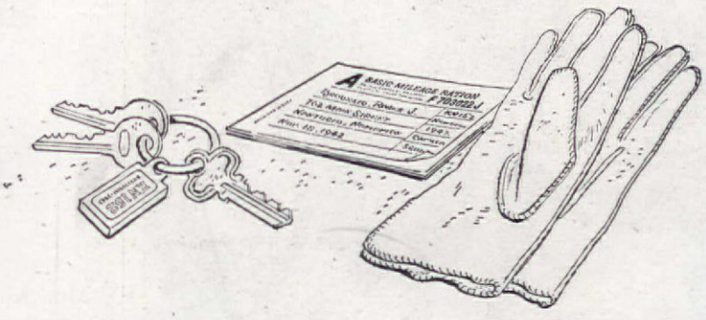

★ We who make Alcoa Aluminum were the very first in the country to live with the idea of rationing.

All the metal we could make has been earmarked for war needs for more than two years. It will be, next year, even though America will probably make more aluminum than the whole world could make five years ago.

You've missed your new aluminum utensils, your new vacuum cleaners, and refrigerators, and such. And we've missed being able to make them available.

And now we all have many other kinds of rationing to fit our lives into.

All right!

War has a way of putting a blinding sort of emphasis on the importance of mere things.

Aluminum is just a thing. Rubber and coffee and cans of fruit are just things.

There'll be no rationing here of Honor or of Hope, of Laughter or of Loyalty. These are the things that really matter.

What if we do get a few less miles of driving, when we can think and speak and worship freely?

What if we have to do without a few *pounds* of something-or-other? The stake is Opportunity, for our children, and our children's children.

Isn't every transient sacrifice to buy a War Bond an investment in our own personal and selfish kind of American future?

The Things-to-Come in America are *something*.

Imagineering is abroad in the land.

Here at Alcoa we are seeing how manufacturers of every sort are letting their imagination soar to new heights for you and for your future comfort and convenience and pleasure. Alcoa Aluminum is having a large place in their thinking. It is going to have a larger and more exciting place in your life than ever you dreamed of.

The doing-without we all have to do now is our personal down payment on that kind of future.

Our sons and husbands and brothers are in this, same as yours. We are making Alcoa Aluminum for war with just one thing in mind: The faster they get it, the sooner the Victory.

But they expect more of us than goods. They want Victory Thinking, and Victory Living. As one group of over 70,000 workers, we've tried to express our real feeling about such things. Do these ideas check with yours? We'd like to know.

The men and women of

ALCOA ALUMINUM

ALCOA ALUMINUM

★

SOLDIERS IN HOUSEDRESSES

—you deserve a nation's praise

PEQUOT salutes you who work, sacrifice, and serve—at home

NO NEED to tell you housewives this is a *people's* war. You're in it, a seasoned "soldier"... though your uniform's a housedress.

Your service stripes? The war bonds for which you save and sacrifice. Your re-soled shoes, well worn from walking when you used to ride. The food you put up, so none shall go to waste. The extra care you give your sheets so they will last longer.

Just tiring, homely services that will never win a medal. But who says this kind of soldiering doesn't take courage? Who says it doesn't help to win the war?

One blessed comfort we hope you can retain is Pequot sleep. Fortunately Pequot Sheets fit right into your wartime picture. These strong, sturdy sheets cannot be surpassed for wear.

Pequots for fighting men

Just now, military demands on Pequot are enormous. Night and day Pequot Mills are turning out sheets and special fabrics for military use.

Again and again production has been expanded. So greatly that we hope essential home needs, too, can be supplied. Because—if you need sheets now, you certainly need extra-service Pequots.

PEQUOT MILLS, SALEM, MASS.

BUY ONLY NECESSITIES—and the first and the greatest necessity to invest in, for our future safety, is—WAR BONDS.

PEQUOT PEQUOT SHEETS AND PILLOW CASES **SHEETS**

Donald Easter learns cooking from his grandmother; his sister plays with the doll house that Daddy built

Mrs. Koch is able to do all her own housework, with the assistance of Helen. On the evenings that Mrs. Koch works Helen serves the entree prepared by her mother the previous day and cooks the rest of the meal. Helen and Billy also work in the shop after school.

Mr. and Mrs. Ambrose do not have as favorable a home setting, since they and their two children, John, aged fourteen, and Elizabeth, twelve, live in a trailer.

Mr. and Mrs. Ambrose both work the swing shift, from four to midnight. These hours enable the family to have breakfast together and allow the parents to be home with Elizabeth, whose school is also "on shift" so that she is home in the morning. The children are alone from four to midnight except for a neighbor who looks in on them from time to time and sees that they get to bed early. They prepare their own dinner which their mother has previously arranged for them.

Some families have solved the problem of having their children cared for by arranging for a relative or another outsider to come in. This is the case with the Vernon Easters. At first they got along without outside help, since their working schedules dovetailed so well that Donald, twelve, took care of his younger sister just one hour each day. Mrs. Easter works now from one to six p. m. during the week, all day Saturday, and Sunday morning, while Mr. Easter works from nine to four p. m. weekdays; so Mr. Easter's mother came to live with them. Mrs. Easter's schedule permits mornings with her little daughter, although she sees Donald only at dinner, in the evening, and on Sunday.

A different situation faced the Stewart family, consisting of father, mother, and daughter Dianne, five years old. When Mrs. Stewart's mother and father needed her to help them as a waitress in their hamburger snack shop, she evolved a plan:

Mrs. Stewart awakens when her husband does, at six in the morning, prepares his breakfast, and has coffee with him. At eight-thirty she and Dianne have breakfast. From then until Dianne goes to afternoon kindergarten, Mrs. Stewart gives a large share of attention to her; while the little girl is at kindergarten, she does the housework. At three-thirty she takes Dianne from kindergarten and puts her to rest at her mother's home. The grandmother takes her rest from the shop at this time, so is with Dianne. Mr. Stewart, home from driving the milk truck at four-thirty, gets the little girl up and takes care of her until dinner time, afterward putting her to bed at home. Mrs. Stewart arrives home around eight-thirty.

These four families have demonstrated certain fundamental principles that aid in maintaining the right home atmosphere:

1. A mother should be a mother first and an industrial worker second. 2. Mother and father should have some time for companionship. 3. Parents should plan to spend some time with their children. 4. Children should never be left to fend for themselves, but should always have someone to take care of them. 5. Children should be given some responsibility in maintaining the home and be made to feel that they are sharing the benefits that accrue from having both parents working. 6. All the family should be at table together for at least one meal a day.

We'll buy WAR BONDS today

Anne: Now, we are real partners with the U. S. government, aren't we, Bill?

Bill: Well, after all, U. S. spells US and, as a service man, I like to think of it that way. Now, our money is buying the most precious thing in the world — Freedom.

Anne: But, when the first transport of homeward-bound troops reaches our shores, that wonderful day will have come when we can begin to live and plan for our future.

Bill: Then, the U. S. will give us back our money — with interest, so that we can spend all over again for the things we are dreaming about now.

Anne: In the meantime, Bill, I will budget our U. S. War Bonds so we will be ready.



You'll be surprised, Anne, how few U. S. War Bonds it will take to buy a YPS Planned Kitchen.

YPS Planned Kitchens will be worth waiting for. Even now YPS designers are hard at work on your dream kitchen.

This is OUR war — let US fight it NOW

YOUNGSTOWN PRESSED STEEL DIVISION — MULLINS MANUFACTURING CORP.

WARREN, OHIO



Spirits Soar O'er Crystal Clear

There's something happily infectious about a table set with sparkling *Colony* crystal. The brighter side of things . . . the silver's gleam, the candles' cozy glow . . . is mirrored and multiplied in its swirling contours. Geniality prevails. You will dote upon *Colony's* simplicity and be thankful for its ruggedness. So will one who receives it as a gift, if a gift you must buy. See *Colony* at any Fostoria store.

For a folder showing Colony pieces and prices, write Department 431.

FOSTORIA

GLASS COMPANY · · · MOUNDSVILLE · WEST VIRGINIA

Contributors

JUNE COCHRANE ORTGIES

FANNY BULL

WENDELL SMITH

HAYDN PEARSON

JUNE COCHRANE ORTGIES was a member of the famous cast of the Garrick Gaieties, a gay little revue written and produced by the youngsters of the Theatre Guild, nearly every one of whom has gone on to star billing in the theatre and the movies. She says, "People still talk to me about the Gaieties and I know how the original Floradora girls must have felt!" She married an editor and settled down to two new careers—writing and drawing. . . . **FANNY BULL** wore a red dress to a dance. The eye of Charles Livingston Bull, illustrator and muralist, was caught. He asked for an introduction and romance moved right in. Soon after their marriage they bought a home in Oradell, New Jersey, and raised lotus and water lilies, peacocks and ducks, cats and bronze turkeys. Eventually the place became a wild life sanctuary, and the Bulls for many years banded birds for the government. . . . For twelve years **WENDELL SMITH** (Homer Hearthstone) was Art Director with the Capper Publications. Kansas-born and educated—University of Kansas and Kansas City Art Institute—he has recently moved to California to a defense job with Consolidated Aircraft. His hobbies are fireplace designing and collecting old cooking and fireplace equipment. . . . The son of a minister, **HAYDN PEARSON** was born in New Hampshire, and even Harvard hasn't affected his accent! One happy Sunday in his youth he tore up a hymn book and shot spit balls at his father while the latter was preaching. "Father," he writes, "didn't know about modern child psychology, so retribution was swift, emphatic, and educational. According to the congregation, Father was out of his pulpit less than three minutes." As the principal of the Bigelow Junior High School in Newton, Mass., Mr. Pearson is well equipped to write on children.

MRS. JEAN AUSTIN, Editor

ROBERT S. LEMMON, Associate Editor
ELEANORA SENSE, Food and Nutrition Editor
MARGUERITE LOCKE, Household Equipment Editor
MARION M. MAYER, Managing Editor
E. L. D. SEYMOUR, Horticultural Editor
LYNN GIVEN, Style and Beauty Editor
WILLIAM J. HENNESSEY, Architectural and Building Research Editor

Address inquiries to:
Mary E. Monze, Decorating; Elizabeth B. Bothwell, Entertaining

4 ways to keep the tradition . . .

"Swift's Premium Ham for Easter dinner"

EASTER MENU

SHRIMP AND CUCUMBER SALAD
EASTER HAM
FRUIT DRESSING
PARSLEY POTATOES ASPARAGUS
HOT ROLLS
RHUBARB PIE

This Easter dinner is not only grand eating—it's carefully planned for balanced nutrition. Choose milk for your beverage, and the dinner supplies each of the basic nutrients.

A delicious Fruit Dressing makes the ham go further. 1½ lb. slice serves 6 or 7!

EASTER tradition—Swift's Premium Ham, America's favorite! Swift's Premium, so mild and mellow and, specially important this year, so *nutritious*.

Served with delicious Fruit Dressing as shown here, a single 1½ lb. slice serves 6 or 7. (That flavory Dressing adds valuable *vitamins*, too.) And you needn't be disappointed if you can't get a center slice. Here are three other serving suggestions . . . each grand-tasting and nutritious . . . each made festive with *tulips for trimmings*.

Remember, whichever the cut you buy, if it's *Swift's Premium* it's the ham that gets Swift's rich Brown Sugar Cure, the ham that's *voted* America's favorite.

Remember, too, if your dealer doesn't always have Swift's Premium it's because someone in uniform got his first. But ask for it by name, won't you? Your Easter dinner *will* be finer with Swift's Premium.

...el—for easy cooking
...abel—ready to eat

Easter Ham Extended with Fruit Dressing

To 4 c. toasted bread cubes add ½ c. melted butter or margarine, ⅔ c. hot water, 2 peeled and diced oranges, 2 c. cubed tart apples, and 1 c. raisins (if desired). Place in baking dish, top with 1½ lb. slice of Swift's Premium Ham cut 1 inch thick. Bake in mod. oven (350°) about 1½ hours. During last 15 min. of baking, glaze ham with honey, marmalade or brown sugar and brown at 400°. To serve, remove ham and spoon dressing onto a hot platter; top with ham. (Serves 6 or 7)

Tulips for Trimmings!

Select oval-shaped white turnips, or shape round ones until oval. Peel, scrape smooth, and cut 4 oval petals starting at the top and stopping ½ inch from bottom of turnip. Scoop out part of center, stick with cloves. To tint, place tulips in small bowl of water to which you've added yellow food coloring. Cut leaves from strips of cucumber peel; for stems, use thick strips with peel left on; fasten to flowers with halves of toothpicks.

SWIFT & COMPANY

FOOD PURVEYORS TO THE USA

Ask for Swift's Premium Ham, Bacon, Beef, Veal, Lamb, Poultry, Frankfurts, Table-Ready Meats

YOU DON'T NEED A HALF HAM, OR EVEN A CENTER SLICE, TO HAVE A DELICIOUS, NUTRITIOUS EASTER DINNER. IF YOUR DEALER CAN SUPPLY YOU, ANY PART OF A SWIFT'S PREMIUM HAM WILL DO YOU PROUD

For 8 people or more—bake the butt end

Place fat side up on rack in open pan. Bake at 325° for 22 min. per lb.; glaze; brown 15 min. at 400°. Bake Fruit Dressing (recipe at left; moisten with ham drippings) in small dishes; serve on ham platter.

For this grand dish, use slices from the shank

Ask your dealer for 5 slices, ½ inch thick. Put Fruit Dressing (recipe at left) in baking dish, top with ham slices, bake in 325° oven for 45 min. Glaze; brown for 15 min. at 400°. Serve on platter. (1 lb. serves 4)

Easter Dinner and another meal from the shank end!

Simmer shank end in water to cover for 1 hr. Cut ham from bone; slice. Lay slices over Fruit Dressing (recipe at left) in casserole. Bake 30 min. at 325°. Glaze; brown for 15 min. at 400°. Save bone and broth for delicious Split Pea Soup.

Rice Krispies serve you 'round the clock. Hear them snap! crackle! and pop! Whole grain nutrition in its crispest form!

Never was a food so right for the times! Crunchy, delicious Rice Krispies are "Johnny-on-the-spot"—instantly ready for hectic meal schedules. They save time, fuel, work.

And these golden, super-crisp morsels give fine nutrition, too. Rice Krispies offer you whole grain food values in thiamin (Vitamin B_1), niacin and iron.

Anytime, at any meal, Rice Krispies' snap! crackle! pop! crispness makes folks glad to eat what's good for them. That mellow, heavenly-rich flavor? It's the result of oven-popping, gentle toasting and an exclusive recipe.

Order a package of thrifty Rice Krispies today. They're double-right for wartime eating!

"Rice Krispies" is a trade mark (Reg. U. S. Pat. Off.) of Kellogg Company for its oven-popped rice.

Copr. 1943 by Kellogg Company

ETHEL McCALL HEAD

ELISE BEAUCHAMP

HOPE RANSLOW BENNETT

OLIVE FREEMAN

CONSTANCE J. FOSTER

ETHEL MC CALL HEAD graduated from the University of Wisconsin, spent a year at the Sorbonne in Paris, and is now living in California. She started out to write novels but married an architect and was caught up in his crusade against bad design, ugliness, and pretentious houses without character. Her husband is now making planes. "Having left my own home, rented, I moved to Brentwood," she writes. "Furnished houses were all the color of cold gravy so I took an unfurnished one. We are making a charming 'war home,' starting with blue denim, unbleached sheeting, lovely iron beds out of attics and fine walnut chairs with backs out—but not ending there!" • • • The odyssey of **ELISE BEAUCHAMP'S** trip with Jon to the Pacific Coast, her experiences making bullets, driving a truck, working in a cannery and as an electrical helper in the shipyards, makes an absorbing story of mother love, patriotic pride, unconquerable fortitude. Now an aircraft metalsmith in her "beloved Navy" in Texas, we hope she may enjoy "some daylight time for Jon and me to spend in the garden together, and a free hour to teach him love of country and fearless courage." • • • **HOPE BENNETT** is a dyed-in-the-wool Vermonter who has moved to New Haven via New York and Peru. She has been a librarian, an assistant to her archaeologist husband, a feature writer for various newspapers and women's magazines. • • • **ELLEN OSGOOD**—the other half of "Living Alone Together"—was born in Chicago, was graduated from the University of Chicago, married an anthropologist and went with him to Alaska and South America. Two small daughters interrupted her travels. Her first book, *Pam Pam,* has just been published. • • • "Thirty years of housekeeping and homemaking find my mind almost as uncluttered of any knowledge of these arts as when I began," writes **OLIVE FREEMAN.** "Result: an unabated zest for trying to learn a little more." A graduate of Smith in 1910, after two years of teaching she married a red-headed reporter. She lives on the top of a hill in Dobbs Ferry, New York, in a charming miniature house in the midst of a garden. • • • Another Smith graduate is **CONSTANCE J. FOSTER** (the J. stands for Jackson) who is a lineal descendant of Pres. Andrew Jackson. When asked about herself she said, "I am devoted to antiques and country auctions in old farmhouses. We live in, and love, a Dutch Colonial which we bought because it has a huge fireplace in our bedroom." She is the author of *The Attractive Child,* and another book has been chosen by the Junior Literary Guild for its Book-of-the-Month for April.

Important: Letters requesting information should be accompanied by a stamped, completely addressed envelope. Manuscripts and illustrations will not be returned unless accompanied by the necessary postage. They will be handled with care, but we assume no responsibility for their safety.

Anyone can apply

Resintone

the amazing new wall paint that dries in 40 minutes

From natural color photo of work being done with Resintone

With Resintone, You Can be Your Own Decorator! You yourself can now do-over any room in your home! You can do it . . . without fuss or muss or "Wet Paint" signs . . . without being deprived of the use of the room . . . and without the problem of finding a painter not busy with war-work. You can do it yourself . . . quickly, easily, and handsomely . . . you can give the walls of any room a glareless, soft-pastel new beauty . . . with Wards Washable Resintone!

It Applies Fast . . . and Dries Faster! Think what this means! You can start a room after breakfast, and entertain guests that afternoon, in the room you've just painted! That's because Resintone dries in 40 minutes, with almost no odor. It's so rich in *hiding*-power, *one coat* will cover highly-patterned wallpaper! It's so *easy to use*, a 10-year-old boy can roll it on. And so *washable*, smudges and finger-marks are easily removed.

Try One Room . . . You'll be Back for More! That extra time you're spending *at home*, this year, can be wisely spent in making your home more beautiful. Try Wards new Resintone Wall Paint, on that room that needs re-doing. (Your friends will *never guess* that it wasn't a "professional" job!)

THINS WITH WATER! NO OIL; NO TURPENTINE! Resintone thins with water from your faucet! (A 1-gallon can gives you 1½ gallons of paint.)

BRUSH IT ON, OR ROLL IT ON! QUICK, EASY! Brush it on, without fear of brush marks . . . or roll it on; simple as rolling a carpet sweeper!



ONE COAT COVERS ALMOST ANY SURFACE! With Resintone you can paint over wallpaper, cement, brick, plaster, concrete, tile, or wood.

NO "AFTER-PAINTING MESS" WITH RESINTONE! Resintone can be rinsed off immediately, with water . . . from your hands, brush, roller or floor.

RESINTONE DRIES IN AS LITTLE AS 40 MINUTES! And without "paint smell!" Have your evening meal in the room you painted that morning!

AFTER A WEEK TO "SET", IT'S WASHABLE! You can wash a Resintoned wall or ceiling with mild soap and water. In *other* words, the beauty *lasts!*

CHOOSE FROM MANY LOVELY PASTEL COLORS! Choose from Resintone's Powder Blue, Holland Blue, Pearl Gray, Sunshine Yellow, Nile Green, Lettuce Green, Dusty Rose, Ivory, Peach, Ivory Tan, Light Buff, Cream, and White . . . plus all the delicate shades you can blend by inter-mixing.

ON SALE ONLY AT Montgomery Ward . . . RETAIL STORES EVERYWHERE

Photographs, F. M. D

Bluebirds for Happiness

EVERY year Cyrus Clark names a chintz afte
us—and this year it is a fresh and gay bir
pattern, around which we've built the roo
you see here and on our cover. To the thousands o
women and girls everywhere who have to adjust the
way of life to wartime living we dedicate this "Blue
birds for Happiness" room. Its size, 20'x12', is averag
There are two windows; a door leads to a foyer fro
which open a tiny kitchen, a bathroom, and tw
closets. We used a Kem-Tone paint (which covers i
one coat) in Avalon blue for the walls and Sherwi
Williams semi-gloss white for the woodwork. Th
furniture is regular department store unpainted fu
niture. The pieces that were to be left "blonde" we
treated to three coats of clear shellac and alcoho
half and half. After thorough drying, each coat wa
smoothed down with fine sandpaper and, after th
third coat, wax was rubbed in. The chest we painte
white and "lifted" designs from our bluebird chin
to decorate it, our method also on the cupboa
doors. Variety was added to the nest of tables b
painting each table a different color. The large o

"American Home" 1943

Living Alone Together

HOPE RANSLOW BENNETT and ELLEN OSGOOD

THE old order changeth. Not only for the men in the armed services but for their wives, who, with curtailed incomes and shortage of rentals, consider it not only smart but patriotic to share diggings. Coming home at night to an apartment which is not entirely empty, broiling two hamburgers instead of one, being able to settle down with a book, knowing that there is a congenial soul somewhere in the vicinity is comforting. By living together loneliness at least can be lessened.

In choosing a partner for the duration, you should know enough about each other to realize whether you will be in harmony on certain vital points which concern you both. There shouldn't be too many variations in temperaments and tastes. If you naturally dislike the clinging-vine type, or object to borrowers, don't import one; or don't move in with someone who will insist upon running everything. If you or your children

was in dark green, the next chartreuse, and the small one Yale blue. Dark green paint lines the hanging shelves and cupboard, and the backings to these and the top of the chest are a green-and-white plaid chintz well stretched over fitted pieces of cardboard.

The corner dining unit was built in at little cost, and we upholstered it in dark green glazed chintz, tufted with white buttons. The seat is chartreuse "leatherette" for serviceability. Curtains are cottage style, very full, the top trimmed with a three-inch band of dark green glazed chintz, the middle band a

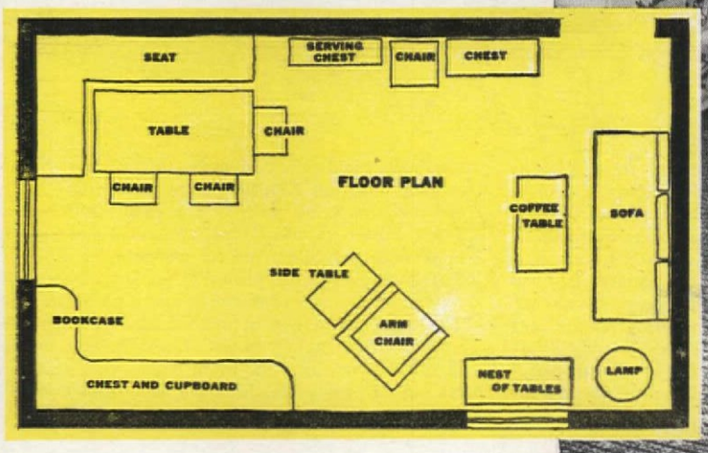

like the radio, find someone who doesn't object to listening to your favorite program.

Once you have chosen your partner, suppress all personal judgments which have no direct bearing upon your lives together. Don't even think them. They're out for the duration, like rubber and nylons. If there are children, for heaven's sake don't get into wild or boring discussions about your young!

Such items as food costs, rent, electric light, and the social sharing of space should be cleanly and coldly decided upon beforehand. The budget must be carefully analyzed and proportioned. Once the joint household is started, keep the basic plan agreed upon firmly in mind for enduring harmony.

Each of you should have a room to call your own—one which is convenient to the bath. It is important that children, if any, have a common room for sleep and for play—a spot where toys and the infinite paraphernalia of babyhood can be tucked away. Try to keep as much of the freedom and the privacy of the solitary establishment as is humanly possible.

These living rooms of yours, which are bedrooms at night, can be easily attained with modern beds or couches and slip covers or tailored spreads. Have comfortable chairs, pleasant lighting and a minimum of personal belongings exposed. This month's cover room illustrates our point perfectly.

If you are the one elected to move from one house to the other, take those items which will mean comfort and home—an armchair or two, a desk, pictures, a piece of pottery, a reading lamp. Also sheets, silver, kitchenware, plus — with children — the inevitable beds, buggies and bathinettes.

Store only those possessions which are worth the rental costs. Books, your husband's civilian clothes, good pieces of furniture. Sell the things which have neither intrinsic nor sentimental value. This is an excellent time to separate the wheat from the chaff. If you are the woman being moved in upon, move out every item of personal belongings from the rooms to be occupied. Don't leave any drawers marked "my things." There should be no reminder to make the newly acquired housemate feel like an interloper.

Undoubtedly one of the main attractions of joint living is the companionship afforded at mealtimes. As for entertaining, you will find that there are numerous advantages in having another person around. With two of you to share the work and the play, giving a party is fun, really fun, not a burden.

What about those friends you sometimes wish to see alone? What about your husband's furloughs? These are the times when your room must be above all a living room and your privacy respected. Better get that all straightened out to begin with.

Women who are living together these days are not the carefree girls they were. There is a certain amount of tension ever present. BUT the men in the armed forces are living alone together whether they like it or not—and *they* have no choice of partners.

AMERICAN HOME CRAFT A594: Pattern includes tracing designs for those shown on chest and cupboard, instructions and color suggestions. 11 designs are yours for 30 cents

AMERICAN HOME CRAFT A599: Full instructions for crocheting borders; applique pattern for napkin, 10 cents

AMERICAN HOME CRAFT A595: Here's a bargain for spring sprucing up. Directions for slip covers to fit any type of chair or sofa, with the step-by-step construction diagrams and suggestions for suitable fabrics; also chair cover, with flounces, 20 cents

BLUEBIRDS *for Happiness*

pale green, and the bottom band a cheery yellow. Slip covers for the chair seats are of our "Bluebird" chintz, with a skirt of the plain green. Ivy in fresh white pots complements the color scheme.

We used a double studio couch, but of course a single one could be used instead, with a fold-up bed stored in a closet during the day and rolled into the room at night. The gathered skirt of our couch is of the patterned chintz, the pillows hand-quilted and trimmed with a dark green chintz band. The mattress is upholstered and tufted—the tuftings, of all things, green balls snipped from regular ball fringe. A slip cover of the dark green chintz on the chair is serviceable and smart. Floor lamp and bird-cage are straight out of a second-hand shop, the lamp the old mahogany variety cut off at the top to lower it and used with a plain red shade. Ivy, not a canary, fills the bird cage. Around the top of the corner unit we grouped our own American Home Flower Prints, and notice how we made our tabl china, Spode's "Valencia," do a decorating job, too. The dinner plates over the "sofa" against wide ribbons of the green-and-white plaid chintz are especially effective. No nee to pack up your beautiful china in barrels just be cause you're living simply! The carpet is Klearflax' Skandia Flax "Victory Blue," practical and beautifu in texture and color, and no priorities on it, either The floor plan shows plenty of cupboards and chest for linens, dishes, and clothing, and a place for books The table, when not in use for dining, doubles fo writing and playing games. Comfort and graciou dignified living in a one-room home—that's what w set out to prove. We think we have—don't you?



AMERICAN HOME CRAFT A598: Bathroom beautifiers for you to make include directions for crocheting the smart bordered rug with bluebird design in outline stitch, flossy fringe for towels, shower and window curtains, directions for fringed stool top. Yours for 20 cents

Order these American Home Craft patterns, at the individual prices quoted, or ALL SIX PATTERNS FOR $1 from The American Home Pattern Service, 251 Fourth Avenue, New York





AMERICAN HOME CRAFT A596: Includes instructions for crocheting rug, with design for birds in outline embroidery, crocheting band for vanity, fringe for curtains, lampshades and picture frames with directions for applying, 20 cents

AMERICAN HOME CRAFT A597: Kitchen ensemble includes directions for crocheting bird cage holder, edging for curtains, cloth, holder, stool; appliqué tracing pattern for table cloth; directions for chair seat, 20 cents



H. Cobbett Williams

Adapted from The Bo's'n's Whistle, *published for its employees by the Oregon Shipbuilding Corporation and Kaiser Company, Inc.*

When we designed our "uniform," we took a tip from the principle behind a war fashions suggestion of one of our great war industries, where you *and* your clothes must mean business. There, it's the gal in work shirt and blue jeans, with no frills or jewelry, high heels, or silk stockings who is dressed for her job. The home worker doesn't wear blue jeans, but the same right-dress rules apply

FOR YOUR JOB ON THE HOME FRONT

WE DESIGN A *that is practical and*

IT'S YOURS IN 4 VERSIONS

3250: Wraparound slacks, with Bluebird chintz sleeves and tie belt to accent the solid body. Lots of action room, easy to make. A 16 takes 3½ yd., ⅝ yd. contrasting material. Comes in sizes 12 to 20. **Advance Pattern,** 25 cents

3251: Just like mother's in style is the 4 to 12-year version, with its stitched-in pockets from side seam. An 8 takes 2½ yards of 35" fabric. It's a grand indoor or outdoor outfit. **Advance Pattern,** 15 cents

3251 **3250**

Joyce play shoes from Lord and Taylor

THERE'S something about a uniform, all right! It does things for you. Whether you wear the blue jeans and tough jacket of a gal that works in a Kaiser shipyard or a defense plant, or whether you're a Hollywood star, like Joan Bennett, snappy in her A.W.V.S. uniform, or Betty Rhodes, Paramount's singing star of *Priorities of 1942,* in her Bundles for Blue Jackets outfit, you're something a little special when you're in uniform. Of course, you look smarter, but that isn't the only difference. The one that *really* counts is that you're dressed for your job. Feeling that one of the biggest jobs being done by women these days is still on the home front, we asked **Advance Patterns** to design a uniform for our home-front ladies, one that would meet all the

HOME GUARD UNIFORM

flattering!

3241: The smart, cool house-dress version that goes anywhere in style. A 16 takes 1⅜ yards of print for bodice, 2 yards of plain material for skirt. Sizes 12 to 20. **Advance Pattern,** 25 cents

3255: A trim and not bulky culotte dress variation that buttons from neckline to hipline. Contrasting bodice takes 1 yard of material, in 16, and 2⅜ yards for sleeves and culotte. 12 to 20. Free and easy. **Advance Pattern,** 25 cents

Betty Rhodes in Bundles for Blue Jackets outfit

VIA HOLLYWOOD

Joan Bennett in her A.W.V.S. uniform

KAY CAMPBELL
Hollywood Reporter



3241



3255

3254: Young lady's smock or dress; wraparound front ties at waist. Fullness released from yokeline, big stitched-in pockets from side seams. An 8 takes 2½ yards 35″ fabric; 4 to 12; 23 to 30 breast. **Advance Pattern,** 15 cents

3253: Heart-shaped neckline on sweet smock that buttons down front, shoulder fullness from yokeline. Roomy, stitched-in pockets from side seams. A 16 takes 2¾ yards of 35″ fabric. Sizes 12 to 20. **Advance Pattern,** 25 cents

3254

3253

Eleanor Johnson

demands of industry for streamlining, efficiency and safety, yet would be smart, gay, and cheerful in the home. And here, on these two pages, done in the combined freshness and sturdiness of cotton, we give you the American Home-Guard uniform, with a variation for every taste. Make your pick, wear it to work or play in, knowing you're dressed as you should be, with nothing to cramp, and lots to make your style.

Natalie Gomez grows herbs in New York's Greenwich Village... now, will you try it?

Photographs, Dorothy Gale

Sow seed thinly in light soil in a flat;

shift tiny seedlings to one inch apart;

later to small pots, porch-box, or outdoor

Grow Your Own HERBS

IT'S "Vegetables for Vitality, for Victory" this year, of course. But don't overlook the importance of Variety. And don't forget that—if we may use Cockney dialect to make our point—'erbs 'elp to h'overcome 'umdrum monotony h'in the kitchen.

Our pioneer forebears had a high respect for them and carried seeds or plants to their new homes in far places. Now, when we are re-learning (with real benefit) many old-fashioned, time-tried ways of living, home gardeners should include some herbs in their plantings, no matter how small or large. Even one plant will yield a worthwhile crop of leaves or sprigs, a few at a time; a dozen will generously serve a family and provide a dried surplus for making gifts that will be gleefully welcomed.

Herb growing has real advantages. Sub-average fertile soil is actually better than rich ground. Seeds of some kinds start slowly, but established plants need little care and less moisture than most vegetables. In general they like lots of sunlight. Using little space, they can be grown right by the door or at the window. If it isn't convenient to grow your own (as Natalie Gomez does in her Manhattan apartment) you can buy a few plants or clumps and set them out. Most herbs are decorative as well as useful; since they are used a bit at a time, a window box planting or a row edging a garden bed or border can supply your culinary needs while helping to beautify your surroundings.

The most important factor in using herbs is restraint, a delicate touch. Whether you are using one kind or a mixture, add it to a dish or a drink as cautiously as you would add a strong color in making a delicate paint shade. Individual tastes differ, so don't worry if your most satisfying results disagree with other folks' recipes. Herb cookery is largely experimentation—gastronomic gambling, you might say, but with nothing to lose and the odds all in your favor.

HERBS

. . . . contain vitamins, are easy to grow . . . . give zest to simple diets . . . . supplement scanty spices

1

2

Reading clockwise: 1. Indoor herb window box. 2. Herb garden, Morristown (N. J.) Historical National Park. 3. Chop fresh herbs. 4. Use "herb bouquets." 5. Dry herbs and keep in tight jars, as whole bunches or as rubbed leaves

Photographs 1, 5—Dorothy Gale; 2, 3, 4—Laurel Hill Herb Farm

3

4



5

TABLOID TIPS ON GROWING AND USING HERBS

Herb	Annual or Perennial	Plants needed	Aver. height	Space (in.) rows	Space (in.) plants	Use . . . in . . .
			Easily Grown from Seed			
Anise	A.	6–10	14"	36	18	Seeds—in apple sauce and pie; cookies (A. H. basic file recipe)
Basil, Sweet	A.	5	12"	18	10	Leaves—chopped meats, salads, canned tomatoes and juice
Borage	A.	6–12	15"	18	15	Leaves—green salads; flowers—iced drinks; also arrangements
Caraway	B.	10	18"	36	15	Seeds—cakes, rolls; apple, cheese dishes and boiled cabbage
Chervil	A.	15–30	10"	15	6	Leaves—like parsley; in soups, sauces, dressings
Coriander	A.	6–10	30"	36	20	Seeds—gingerbread, candies. (Don't let leaf odor scare you)
Dill	A.	6–10	30"	36	15	Seed—pickles; young leaves—salads or boiled with new potatoes
Fennel, Florence	A.	25–up	20"	36	15	Swollen base—boiled as vegetable (both kinds have anise flavor)
Fennel, Sweet	P.	5	40"	36	15	Young stalks—raw, like chilled celery; leaves as a garnish
Parsley	B.	5–up	10"	15	6	Sprigs—garnish, chopped in salads, sauces. Plants—border
Savory, Summer	A.	8	10"	18	10	Leaves—poultry stuffing, omelettes, beans, tomatoes
			For These, Buy Plants to Save Time and Trouble			
Chives	P.	2–5	10"	15	12	Tops—chopped in salads, soups, cream cheese, etc.
Marjoram, Sweet	A.	10	10"	15	6	Leaves—roast lamb and veal, fish sauces, egg dishes
Rosemary	P.	5–8	18"	24	12	Leaves—roasts, soups, fried potatoes, jams; tips as garnish
Sage	P.	5–8	15"	30	12	Leaves—fresh in pickles, cheese; powdered in stews, etc.
Tarragon	P.	1–5	12"	24	12	Sprigs—vinegar; leaves—salads, broths, stews. Use alone
Thyme	P.	1–6	10"	15	8	Leaves—garnish, poultry stuffing, sauces, vegetables, etc.

Data from Gertrude B. Foster

It's FOOD—not

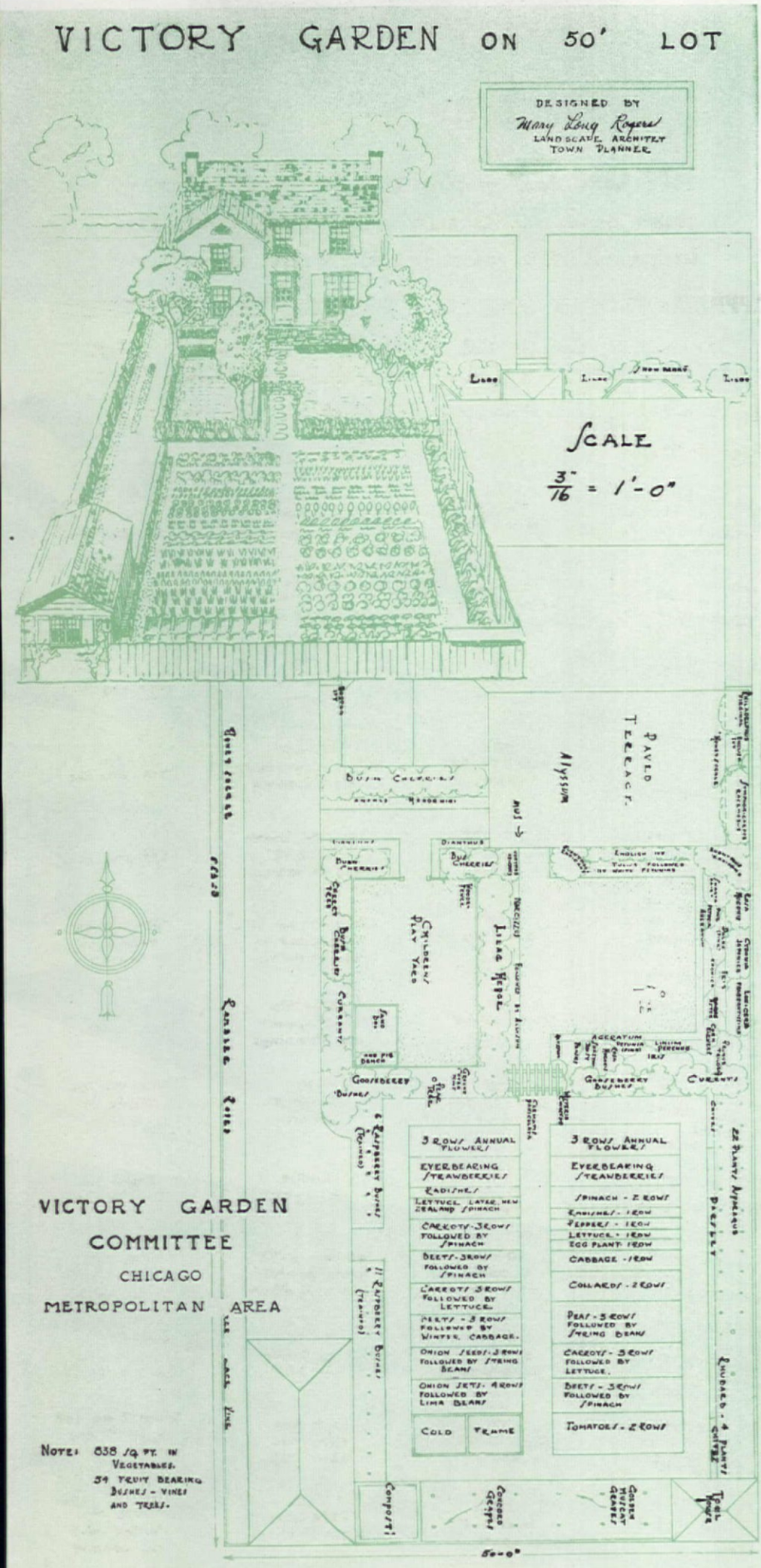

IT'S REQUIRED WORK

THIS article is going to be different. . . . We have said a lot over the years about the pure delights of gardening—the beauty, inspiration, spiritual uplift and so on. We reaffirm all that and will say more later on. But not now. This year we're dead serious, and hope you are. Because what you do in your garden space this season (and for some seasons to come) will not only have a direct bearing on the progress of the war, the fruits of a peace after victory, and the course of world history. It will also largely determine how well you and your family are going to be fed while the country is concentrating on the job of putting out the conflagration that is endangering all free men.

You may have heard or read these or like statements before, but go over them again, slowly:

The nation's total food production in 1942—when, for the third successive year, crop yields broke all records—is estimated to have been enough to feed 145,000,000 people—our population and some 15,000,000 others. In 1943, the United States will be looked to for food for the equivalent of 220,000,000 people—Americans, Allies, and the starving populations of lands delivered from their invaders. But there is no guarantee that the weather, the farm labor situation and the farm machinery supply and other controlling factors will permit another year of record-breaking crops.

In 1942 approximately 15% of the food produced in the United States was needed to feed our growing armed forces, and meet Lend Lease requirements. During 1943, at least 25% will be needed for those purposes. For fighting men eat—and deserve—about twice what they would consume in peacetime occupations, and the task of feeding the hungry in war-torn lands grows steadily. Metal that might make tin cans is needed elsewhere; much railway and truck equipment that might be carrying perishable foods is being diverted to even more urgent tasks; acres that used to grow head lettuce, melons, cucumbers, celery and other things that we like but are not dependent upon, are planted to beans, tomatoes, potatoes, peanuts and other essential crops; and inevitably the food stocks in neighborhood stores and stands, whether rationed or not, are thinning out.

Those are the facts—not sombre and discouraging, but hard, unyielding, and to be faced. It is going to take determination, thought, sacrifice and lots of the sweat that Mr. Churchill mentioned (but, praise be, not the blood and tears) to meet their challenge. And the time to begin is now. Your part? It is to have one of the 12 million home food gardens that Secretary of Agriculture Wickard has called for in the suburbs, villages and cities (in addition to 6 million on farms). He urges, in all, 3 million more plots than are believed to have been cultivated last year.

What will 18,000,000 home gardens do? If we take 40 x 50 ft. as their average size, a very conservative yield of one pound of something per square foot for the season means 36 billion pounds of vegetable food for someone to eat—18 million tons, which is quite a lot of servings. Just figures? Of course, but you can help turn them into real food—yellow and green leafy vegetables rich in the Vitamin

Gardening

—NOT ELECTIVE

G. W. Ackerman from U.S.D.A. Extension Service

1943 home food growing calls for careful planning, proper choice of the most needed crops, thrifty seed buying, pooling of orders by club members and neighbors

A that we will miss in lessened supplies of butter and cream; tomatoes, raw cabbage and white potatoes that give us necessary Vitamin C; beans and peas, packed with strength-giving protein; and all the other natural, protective foods from which we obtain minerals and essential fuel for body and spirit. The New York State College of Home Economics sets the following approximate fruit and vegetable needs for one person for a year, which you might check with the figures given in our chart at the right:

Food	*Servings*	*Total required*
Potatoes, white	1 or more daily	3 to 5 bushels
Leafy green or yellow vegetables	Same (eat some raw)	156 lbs.
Other vegetables	1 or more daily	100 lbs.
Dried peas, beans	1 or more weekly	7 lbs.
Tomatoes or citrus fruits	At least 6 weekly	90 lbs.
Fruit (fresh, canned or dried)	1 or more daily	150 lbs.

You can—in your own yard or in part of a nearby allotment garden—grow things that will keep you strong and well despite ration cards and shortages; add variety and interest to otherwise drab or monotonous menus; save your (and your car's) shoes many a shopping trip; open your eyes—if they need opening—to the deliciousness of garden produce perfectly ripened, freshly harvested, properly prepared, and promptly served. Furthermore, in the light of current prices for even commodities that cannot class as luxuries, the economy factor is well worth thinking about. Put a flat figure of only five cents a pound on the estimated vegetable yield from 18 million home gardens and we have—what? One billion, eight hundred million dollars' worth.

How to do it is strictly a local problem, dependent upon your climate and season; your soil and site; the size of your family; the time and effort you can give (an hour's work per day can care for a 40 by 50 ft. plot); your knowledge and experience, *and* the degree to which you make use of the helps and advice made available by the Victory Garden Program. With an earlier start, more detailed preparation and increased recognition and support from all directions, this is a vastly more powerful, practical and efficient movement than it was in 1942. Stemming from the Federal Department of Agriculture at Washington, through Extension service headquarters in every state, it employs the leadership of some 7,000 county coordinators, and extends into hundreds of thousands of communities and neighborhood centers, helped along the way by Civilian Defense Councils and block leaders, the A.W.V.S. and other volunteer agencies, park departments, educational institutions, public utilities, service organizations, nutrition committees, youth activity groups and other cooperating forces.

For any help you need, as in judging the suitability of your land or finding space elsewhere, laying it out, ordering seeds and supplies, planting and caring for the crops or making use of them; for advice and instruction at any stage between catalogue and kitchen, turn first to the nearest Vic-

APPROXIMATE CROP AND YIELD DATA FOR THE HOME GARDEN

The seed or plants in Col. 1 will plant space noted in Col 2. Properly spaced plants (Col. 3) will yield about as shown in Col. 4.

1 Amount of Seed or Plants		2 Ft. of row or № of hills	3 № of mature plants	4 Yield in lbs. or qts.
TOMATO	1 pkt. (170-200 seeds)	300–600′ Rows 4′ apart	150–Set 2′ apart staked otherwise 4′	600–1100 lbs. (12–20 bu.) or 100–240 qts.
CABBAGE	1 pkt. (175-200 seeds)	225–300′ Rows 30″ apart	150–Set 18″ apart (early) 24″ apart (late)	300–600 lbs.
WHITE POTATO	½ peck tubers	100′ Rows 24–30″ apart	120 Plant 10″ apart	2–3 bu. (120–180 lbs.)
CARROT	½ oz. seed	100′ Rows 12–18″ apart	300–500 Thin as necessary, use thinnings	2 bu. 150–200 lbs.
LETTUCE	1 pkt. (500 or so seeds)	200–300′ Rows 15–18″ apart	250–300 heads thin to 12″ use thinnings	150–300 lbs.
CHARD	1 pkt. (100 or so seeds)	100′ Rows 2–3′ apart	100–Thin to 12″; transplant or use thinnings	100–200 lbs. Yields all season
SPINACH	4 pkts. or 1 oz.	100′ Rows 12–15″ apart	400–Thin to 3″ apart; use thinnings	3 bu. (50–75 lbs.)
N.Z. SPINACH	1 pkt.	100′ Rows 18–24″ apart	50 Thin to 2′ apart	100–200 lbs. Yields all season
SWEET POTATO	50 sets (from 5 tubers)	100′ Rows 24–36′ apart	35–Set 36″ apart	1½–2 bu. (75–110 lbs.)
SQUASH (SUM)	1 pkt.	10 hills 4′ apart each way	40–Sow 8–10 seeds per hill; thin to 4 plants	100–150 fruits (½–3 lbs. each)
SQUASH (WIN.)	1 pkt.	6–8 hills 8′ apart each way	18–24 Thin to 3 plants per hill	40–75 fruits (5–10 lbs. each)
BEANS	4 pkts. or 1 lb.	100′ Rows 24–30″ apart	Bush type Snap–450 Lima–150	Snap: 2 bu. (48 lbs.)=18 qts. Lima: 2 bu. (112 lbs.)=22 qts.
PEAS	1 lb.	100′ Rows 3–4′ apart	1200–Sow seeds 1″ apart	1 bu. (28 lbs.) 12–18 lbs. shelled=4-5 qts. canned

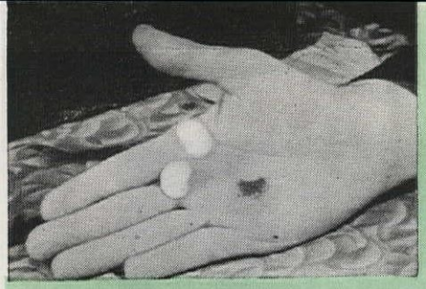

1

Seeds are living plants in embryo; moisture, heat start them growing



2

Mix sand (right) and loam (center) to make soil (left) to fill flats

3

Proper soil, squeezed, will hold its shape, but crumble if dropped



4

Make flats about 14 x 10 x 2½". Cover drain holes as in flower pots



5

Fill with 1" coarse matter, 1" unsifted soil and ½" sifted on top

Level soil with ruler, broadcast seed and sift on a little soil; or—

6



Sow thinly in inch-apart rows and label them carefully. Then—

7

Firm gently to even surface. Set in 2" of water till soil is evenly moist

8



As seedlings develop 4 leaves transplant to other flats 1" apart

9

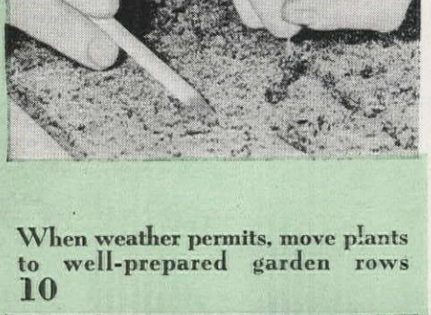

When weather permits, move plants to well-prepared garden rows

10

Chicago Park District Photos

tory Garden headquarters. It may be a garden center, a O.C.D. office, or one of your neighbors, appointed becaus of prior experience or practical knowledge. If you canno locate any such local information exchange, consult th county Farm Bureau office, or the O.C.D. council at you county seat. And if—though this would be unlikely—yo are still in need of assistance, write to the State Victor Garden Council or Committee at your State Agricultur Experiment Station.

Or perhaps you will be able to get along without suc assistance, as did Mrs. Beauchamp and her chum, Judy whose story starts on page 64. Frankly, we advise yo not to attempt to go it alone, if you have never had an experience in gardening; not this year, at any rate. Fo too much is at stake, and supplies of all kinds of mat rials are too low to justify or even condone experiment when assistance and guidance can be had, practically any where, for the asking. You may, or you may not, dupl cate the success achieved by Mrs. Beauchamp and h others whose stories we hope to publish from time to tim for the sake of their encouragement as well as their in formation. But you owe it to yourself, your family an your country to do all and the best that you possibly ca

You needn't wait for spring

START NOW!

You can save money and gain six weeks or more valuable spring growth by joining with neighbors buying seed and starting plants of tomato, cabbage, lettuc cauliflower, a few annual flowers and even eggplant an pepper, if you have adequate facilities and skill. (C course, if you need only a dozen or so plants of a kind an cannot arrange for the use of a surplus, you had bett buy them from some other grower than buy a packet seed—150 to 200—and waste a large part of it.) Essentia for starting plants this way (do it about six weeks befo the first really frost-free date) are: a sunny exposure room, cellar, garage, or, best of all, greenhouse, where t temperature will range between 50 and 70 degrees F sheets of glass and newspaper or cardboard to cover t flats or soil boxes until the seeds germinate; attention oft enough so the soil does not dry out; occasional "airing and transplanting or "pricking-out" as gardeners call of seedlings before they become crowded and spindly.

Major steps in this interesting and productive pr season gardening are clearly shown in the accompanyi selection of views from a kodachrome-illustrated lecture given by Troy Standard, florist-foreman of Chicago's Ga field Park Conservatory and prepared and used in educational work by the Victory Garden Committee the Metropolitan Area O.C.D. of that city. For examp because young seedlings do little actual feeding and a susceptible to a rot disease (damping-off), the first s mixture should contain no manure or partly decayed veg table matter. When shifted, they can go to a sligh richer soil and gradually be exposed to the outer (hardened off) so they will not suffer from the shock being finally set in the garden. In growing a flatful o single variety, broadcast sowing may permit a more ev distribution of the seed; but several kinds are best so in rows, each with its label. And those sorts with abo the same germination periods and temperature requi ments should be kept in the same flat to simplify handl and thinning. Watering by setting the flat half its dep in a pan of water until the soil is saturated is the b method; if a spray must be used, let it be very fine a gentle so as not to wash seeds or soil around. While se can be covered half an inch deep or more in the gard the old rule of "twice its widest diameter," or less, sho govern indoors where it can be shaded from the hot s

A Guide, not a Chain!

F. M. Demarest

ELISABETH C. PHILLIPS
Guest Editor of the Month

A GRADUATE of the Johns Hopkins School of Nursing, she holds two degrees from Teachers College, Columbia University, and has done postgraduate work in psychiatric nursing and midwifery. She was head nurse in obstetrics at Johns Hopkins Hospital, instructor in surgical nursing at University of Minnesota, and since 1936 has been instructor in public health nursing, Teachers College. Early in 1941 she went to England in charge of the public health nurses of the American Red Cross-Harvard Field Hospital Unit. Since her return she has been assistant director of the Henry Street Visiting Nurse Service and instructing at Teachers College, N. Y.

THE building of the right kind of home life is an art. It is one of the most important duties of parents. The parents show the others how the rights and privileges of all members can best be met so that the family's life together may be pleasant, wholesome, and stimulating. Children can be our greatest source of comfort, happiness, and content, and they also can be the cause of our greatest worry, uncertainty, and sorrow. The future of America lies in her families as well as in her fighting forces.

Most of us will agree that the family that runs on well-greased wheels is the best, and good management supplies the grease. A schedule for living that will serve as a *guide,* but not a *chain,* is a very real help, for even the best of schedules are disrupted by illness. Then meals are irregular and sketchy; bills mount up; sleep is lost; nerves are frayed; consideration for others is forgotten; worry becomes an unwelcome but constant guest.

Can anything be done to avoid such a situation? While we cannot hope to eliminate all sickness, still many illnesses can be prevented if we take all precautions. "But what are these precautions?" you ask.

1. Arrange for periodic health examinations for yourself and your family. At the present time when doctors are rationed, a premium is put on our ability to stay well. Every adult needs a complete medical examination at least once a year and he must be ready to follow the physician's advice which he gives at that time. Children need more frequent medical examinations than do adults, but the number necessary varies with the individual child, and the doctor is at all times the best judge of the spacing of visits to him.

2. Arrange for immunizations for the entire family. The need for inoculations against certain diseases is greater in some parts of the country than in others. If, for example, typhoid is at all common in your community, you would be wise to be vaccinated against it. We all need to be vaccinated against small-pox no matter where we live, because there is grave danger of an epidemic occurring any place where large numbers of the population have not been protected. Every child is in danger of diphtheria unless he is inoculated against it. The best time to do this is usually between the ninth and twelfth month of life. Many physicians insist upon vaccination against whooping cough, a disease which is fatal to about 5,000 American children yearly.

3. Provide the right kind of food for your family and be sure that they eat it. Good nutrition is a most important factor in maintaining health, in the home as well as in the battle line. Rationing complicates our market problems, but its purpose is to make sure that the essential foodstuffs are available to all. We shall, however, use substitutes for some foods which will be no longer obtainable in the quantities we used to buy. Information dealing with food planning and marketing is available via newspapers and radio, federal and state agencies, local departments of health, and nutritional committees. Keep your eyes and ears open for such helps and guard against being bound by old food habits and prejudices in which we have indulged in the past. Some foods will be available with which we and our families are now totally unfamiliar but which will be more appetizing and healthful than those to which we are accustomed and have always included in our dietaries.

4. Utilize the services of doctors and nurses wisely. In order to conserve a doctor's time and release him for those seriously ill, it will be necessary for the patient to go to the physician's office whenever possible and much more frequently than in the past. This means that the doctor must decide when it is safe for an ill person to go to him and when it is imperative for the doctor to come to the home. Probably the best person to make this decision is the doctor himself, but in order to do so he must have certain information. When you telephone him be ready to answer such questions as: "When did the patient first feel ill?" "Is he nauseated?" "Does he have pain, and if so, where is it located?" "What is his temperature?" When the answers to such questions are given, the physician will determine what is the best thing to do.

Nowadays, when nurses are scarce, everyone will want to use their skills carefully. Many times a full-time nurse will be unavailable at any price. Public health nurses are graduate nurses, too, and they have had advanced training in public health nursing as well. They are available in most urban and in some rural areas to give part-time nursing service and to show the family how to care for the patient. Public health nurses are called by many names—visiting nurses, district nurses, county nurses, department of health nurses, but the title makes little real difference. They will teach you how to take a temperature, give the medicine the doctor ordered, prepare the special food, and do the million and one things so essential to making the patient comfortable and well. Of course if you have already taken a course in home nursing you know a good many of these things already, but it is a comfort to have a professional nurse visit periodically just to keep you on the right track and give you the satisfaction and assurance of knowing that you are doing a grand job!

In time of crisis everyone must pitch in and fight. You, on the home front, are a very important part of defense.



Bureau of Health Education, N. Y. C. Department of Health

SUGGESTED READING:

When Doctors Are Rationed, Dwight Anderson and Margaret Baylous; Coward-McCann, Inc., $2.

Babies Are Human Beings, C. Anderson and Mary M. Aldrich; *Feeding Our Old-Fashioned Children,* C. Anderson and Mary M. Aldrich; MacMillan Co., $1.75 each.

Food for Young Children, Miriam E. Lowenberg. Dept. of Labor Publications #285—for sale by the Supt. of Documents, Washington, D. C., price 10¢.

Child Care Today, Bela Shick and William Rosenson, The World Publishing Co., 40 cents.

The House



Mr. and Mrs. Louis Stanley of Wilmington, California, wheeled in this bungalow and remodeled it into attractive house for $2,800

Built-in fireside seat, woodbox underneath, in quilted t quoise and rose chintz. Old Pewter and milk glass accesso

MARTHA B. DARBYSHIRE

YOU know how exasperating it is to arrive at bank closing hour with a check you simply *must* cash, and just as you reach out to open the door, whambo, a bored attendant clicks the lock on. The same feeling overtook everyone who had planned to build but who delayed long enough to have the priority curtain pulled in his face.

Mr. and Mrs. Louis Stanley of Wilmington, California, are glad now that they did delay building, because when the "no-new-building" edict caught them and they were forced to remodel, they saved money on the deal. They owned a three-acre plot, and they bought cheaply a near-by house where widening of a street had caused a forced sale. They wheeled it to their property and remodeled it. The entire cost, including paving the front terrace, was less than $2,800, and yet it is a house with such charm you could never forget it. The rooms are small because the house itself is pint size. By throwing the old living room and dining room together they now have a living room which runs clear across the front of the house. It is paneled in pine, which makes the room "warmer." Mr. Stanley, with a little help from a laborer, did the work himself. The fireplace was built out of old brick which had been rounded up when a building was torn down. The cost of paneling the living room, building in a fireside bench, plus making the fireplace was only $125. The wrought-iron hardware in the living room was made by an old Mexican from designs drawn by Mrs. Stanley, at a cost of $3.

Exterior changes centered in building the entrance porch and painting the house white. Mr. Stanley paved the doorstep yard with old brick and enclosed it with a fence he picked up in a wrecking yard at small cost. Hidden by shrubbery, it became a private spot for mea

The interior was Mrs. Stanley's special province, and she worked o a color scheme of rose, red, white, and turquoise, with accents of ri old blue against the background of mellowed pine and maple. S furnished it with antiques picked up from well-known dealers or auctions, or more often they were the result of wandering into a secon hand store and emerging with some old piece of treasure trove. Ma of her old Ironstone dishes came off dust-ladened shelves which we stacked high with chipped glasses and old greasy skillets. Ship lantern hung from the living room ceiling, were originally on a Chinese jun

Mr. Stanley built the trestle coffee table out of some heavy crati

of living room opposite
ireplace. Sofa in the same
tz as fireside seat. Red pil-
. Coffee table is home-
e! Pine double-decker
dbox used as magazine
on top an old oak brass-
ıd keg, planted with ivy

Photographs by
Maynard L. Parker

They Wheeled In!



Old pine blanket chest with collection of children's silhouettes. Curtain tiebacks of glass bridle ornaments

This is the night "snack spot" with homemade soup served up in old Ironstone tureen; shelf decorated with milk glass pitchers

r which he found in the garage. He rubbed it with plain
n mud and set it out-doors until it weathered, cleaned it up,
it a few wallops with his hammer to "antique" it, and waxed
eral times. It looks almost as old as the near-by Early Sheraton
r. Mrs. Stanley upholstered the fireside seat, made her own
ns, designed a fascinating door-knocker out of an iron ring
bunch of old hand-wrought keys, and hooked rugs for the
room. They are clever, these Stanleys!
ey will live in their little-house-which-they-wheeled-in for the
ion, and then when the war is over, they say, they'll build a
farmhouse. A successful remodeler just can't stay quiet!

The Living Room

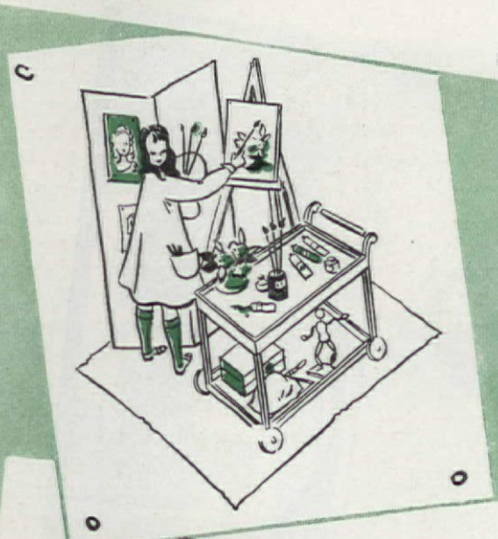



Space for TEN hobbi

One woman managed i

keep all five membe

than ever before, eve

MY THREE lively children grew up all over the house. The new psychology said that children's developing interests were more important than furniture, so our davenport was usually littered with anything from model airplanes to beadwork. Some of the hobbie tough on the upholstery; others were definitely unfair to springs. I looked one day after I had worked two hours to make the room respectable for a par discovered it reflected *only* the psychology—and was *not* a credit to the

"From now on the living room belongs to Mother," I decided firmly. give everybody's hobby a home of its own."

Our house had seven rooms, a sunporch, and a fine dry cellar. I sat d my desk and made a list of the children's various requirements, not forget include their father's and mine. Bill was fifteen and interested in photog Peter, seven, collected specimens, liked carpentry, and made model air Ann, thirteen, painted in oils and modeled in clay.

There was only a little money available and ten different hobbies ne home. We started with the cellar. It had a large junk closet at one end. I it out, the chinks were filled in, and Bill had his photographic dark room.

The long side of the cellar was turned into a rumpus room. We bought pong table. Benches upholstered with red and white checked gingham pr place for interested spectators. As there were no windows we bought tw

Belongs to Mother!

in a SEVEN-room house!
and now that conditions
of the family home more
body finds plenty to do!

CONSTANCE J. FOSTER

frames with glass. These we set into a new wall, made of wooden planks, placed about a foot away from the original plastered wall. Behind the glass we tacked scenic posters, and hung gingham curtains to match the benches.

In the furnace room was installed a carpenter's bench and tool shelves to satisfy Peter's passion for constructing wobbly footstools. This settled him except for his specimens—sea shells, stones, arrowheads, and assorted oddities. A mahogany no-particular-period china closet was moved from the dining room and pickled to go with his maple bedroom furniture. His "museum" has a real key and is kept locked as befits the value of the precious and decidedly unusual contents!

Reposing in the pantry was a seldom-used tea-wagon on wheels. This was dedicated to the pursuit of art. On it Ann keeps her brushes, palette, paints, and clay. There is a north light window in the dining room, so when the spirit moves she puts down an old sheet to keep the spatter off the floor, dons her painter's smock and wheels her "studio" into position.

My husband's hobbies are gardening and outdoor cooking. Shelves were built into a garage lean-to for seed boxes, and hooks placed for garden tools. Used bricks formed the fireplace in our new picnic grove. We painted the garden chairs; sailcloth in blue and white stripes covered an ancient beach roll for grass sitters. An old barn door painted white and placed on wooden horses became a table.

The sunporch was turned into a hospitality center for the young people where they may dance without disturbing anyone. We waxed the floor until it gleamed and put down small hooked rugs that could be easily rolled up. The upright piano was moved out there so that earnest scale practising would be less audible.

My hobby, in addition to collecting glass, is writing and I had scribbled on yellow pads all over the house. There was an exceptionally large closet with two windows off my bedroom. We ripped out the shelves, painted the walls a restful oyster white, and installed my desk and a file. I hung crisp white curtains at the tiny windows, and now I have a spot retired from the world for my very own.

Dad and Bill built two corner cupboards in the dining room for my glass. Painted white to match the woodwork, they have heavenly aqua-blue interiors, against which the milk glass scintillates brilliantly and the ruby glass fairly sings. With Hitchcock chairs and an old cherry drop-leaf table our dining room definitely has had its face lifted.

The shabby living room is now very impressive. Walls, woodwork were painted a soft chartreuse. Slip covers transformed the sorry-looking furniture. The davenport was covered in a flowered linen with watermelon pink nasturtiums, and the draperies picked up this same shade of pink. One large chair is done in old gold and another in a chartreuse stripe. An ancestor in a wide gold frame looks down from over the fireplace, proud as we are of the living room that, at last, belongs to Mother!



And Father has taken over the garden for his own! Here he cooks a meal to perfection surrounded by tubs of his scarlet petunias

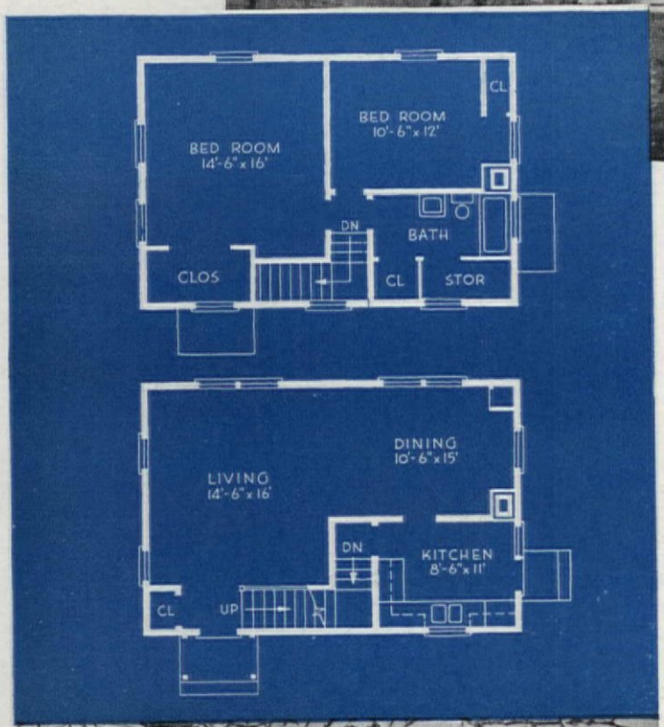

You'd never know the old barn now!

EDWARD V. LOFSTROM

By turning an old barn into a renta house, a schoolteacher assures her self an excellent investment retur

NOW, wouldn't *that* be fun to remodel!" Yes, it happens every time. Show anyone an old barn and, pronto, a strange gleam comes to the eye, a yearning look that can mean but one thing—that barn was meant for better things! Old Dobbin may have been content with his humble abode, but then the poor dear just had no architectural vision.

Fortunately, Jessie McClure, of Litchfield, Minnesota, gazing at the old barn in her garden, had more than the romantic urge to remodel. She had also ability t analyze the practical considerations of such an endeavor. Modern, compact, ar attractive houses were almost impossible to find in Litchfield. Many families we living in inconvenient apartments or overlarge old houses. One thing was certai she could be sure of tenants. Thus, as an investment that would yield income aft her retirement as a schoolteacher, it looked to her like a promising ventur

Still there remained the all important question, could the old barn be easil transformed into rentable property? For the answer to this problem, Miss McClu turned to Frost and Lofstrom, architects in a near-by town. Studies and sketch revealed that a comfortable, attractive house with living room, dining room, kitche two bedrooms, and a bath could be achieved without too much strain on the pocke book. The building was checked for structural failings and was found to be in ti top shape. One sagging wall was all that needed correction. Cheered by this inform tion, Miss McClure started to put her ideas about remodeling to good us

Half the garden was assigned as grounds for the new house. After separati

Why do they call Kem-Tone the miracle wall finish?

TRADE MARK Reg. U.S. Pat. Off.

Look at these 8 Big Reasons!

1. ONE COAT COVERS most wallpapers, painted walls and ceilings, wallboard, basement walls.
2. APPLIES LIKE MAGIC—with a wide brush or with the new Kem-Tone Roller-Koater.
3. DRIES IN ONE HOUR . . . room furnishings may be replaced as soon as Kem-Tone dries.
4. MIXES WITH WATER . . . one gallon makes a gallon and a half.
5. NO UNPLEASANT PAINT ODOR. Kem-Tone is chemically different from ordinary paints.
6. WASHES EASILY. Just use ordinary wall cleaners to keep Kem-Tone spotlessly clean.
7. EASY TO REMOVE FROM HANDS and brushes. Just wash them with plain soap and water!
8. ONE GALLON DOES A ROOM . . . covers the walls and ceilings of an average sized room (14 x 12 x 8 feet).

MOST WALLPAPERS, PAINTED WALLS AND CEILINGS, PLYWOOD WALLS AND CEILINGS, WALLBOARD, FIREPLACES, BRICK INTERIORS, BASEMENT WALLS

MILLIONS OF USERS ACCLAIM THE MIRACLE OF Kem-Tone

ONE GALLON ($2.98) DOES AN AVERAGE ROOM!

ROLL IT ON!

Apply Kem-Tone with a wide brush or with the new Kem-Tone Roller-Koater which rolls Kem-Tone over your walls quickly, easily, *smoothly*. 89¢

Kem-Tone ROLLER-KOATER

TRIM IT!

Use the smart, new Kem-Tone border trims. Gummed, ready-to-apply. In a variety of color-fast patterns. Washable.

Kem-Tone Trims AS LOW AS 15¢ A ROLL

Be sure to ask for Genuine Kem-Tone Accept no Substitute!

$2.98* PER GALLON PASTE FORM

You add ½ gallon of water, which brings your actual cost down to only $1.98!

[*Prices slightly higher in Rocky Mt. Area.]

KEM-TONE IS DISTRIBUTED BY THESE LEADING PAINT COMPANIES:

ACME WHITE LEAD & COLOR WORKS, Detroit, Michigan
DETROIT WHITE LEAD WORKS, Detroit, Michigan
W. W. LAWRENCE & COMPANY, Pittsburgh, Pennsylvania
LINCOLN PAINT & COLOR COMPANY, Lincoln, Nebraska
THE LOWE BROTHERS COMPANY, Dayton, Ohio
JOHN LUCAS & COMPANY, INC., Philadelphia, Pennsylvania
THE MARTIN-SENOUR COMPANY, Chicago, Illinois
PENINSULAR PAINT & VARNISH CO., Detroit, Michigan
THE SHERWIN-WILLIAMS CO., Cleveland, Ohio

GET Kem-Tone AT YOUR NEAREST HARDWARE, PAINT, LUMBER OR DEPARTMENT STORE!

PROBLEM:

SOLUTION:

New Cheer in Our Lives with These Gay, New "Unitized" Wallpapers!

Unitized GUARANTEED Wallpaper
SUN TESTED
STYLE TESTED
WALL TESTED
Washable

They Were So Easy to Select, Thanks to This Seal

It was a great day for our family when I had this inspiration: *Why not redecorate right away, instead of waiting 'til May? We're all tired out from a wartime winter. What we need is Spring in our hearts, and nothing will put it there like the bright new cheer of lovely wallpapers!*

Jim agreed. But how to find the right wallpapers quickly? Would the ones we selected look as good on the wall as they did in the sample? Would they fade? Would they wash? Would their quality be guaranteed?

Then Cousin Margaret (she's an authority on decoration) came through with the second inspiration. She told us about "Unitized" Wallpapers, and how the "Unitized" Seal stamped on the back identifies them. How this seal *guarantees* sunfast patterns created by leading artists . . . certified by style experts . . . pre-tested *on walls* for decorative effect . . . and washable if marked so.

Well, that was our cue. It was so quick, so easy, to select papers from the sample books by looking for the "Unitized" Seal on the back. And I wish you could see how perfectly stunning they look in our home! They've really brought new cheer into our lives —and new friends, too. People just love to visit us now and that suits us fine. We adore being popular.

We're working for Uncle Sam too! For outstanding merit in war production, the employees of United Wallpaper Factories, Inc., Chicago, have been awarded the Army-Navy "E" for excellence.

MAKE YOUR SELECTION DURING
National WALLPAPER Style Show
Unitized WALLPAPER

SEE LATEST 1943 PATTERNS
at dealers displaying this National Wallpaper Style Show "Unitized" Banner. Look for it. It guides you to the newest, most attractive styling in the wallpaper world.



Large, lighted closets are featured in each bedroom while an old porch railing, painted white, serves again on the stairway



The simple hood, painted white like the rest of the exterior trim, nicely protects the Dutch door to the small, efficient kitchen

the two parts of the barn, the house-to-be was set on solid foundations and the remainder moved across to the rear of the McClure home. Walls and floors were then "trued," the eaves cut back flush with the walls, and the exposed end filled in. The shell of the building was converted into final form by changing a hipped roof into a gable.

Three-quarters of the first floor was assigned to an ell-shaped living-dining room. The kitchen, placed in the northeast corner, took full advantage of morning light, yet was protected from the hot afternoon sun. The entrance door on the east was flanked by an ample coat closet, and the stair, rising to a landing, turned to follow the roof slope. Thus dormers on the front elevation were avoided.

On the second floor, the master bedroom was placed on the south over the living room, with the other bedroom directly over the dining area. For economy, the bath was located over the kitchen. Seven-foot ceiling heights increased the apparent size of the second floor rooms and minimized the lowness of the 3′ 4″ sidewalls. Not a square inch of space was lost; the house appeared much larger than it really was.

The exterior was treated with equal simplicity. Double-coursed shingles over the drop siding gave an attractive appearance at low cost. Silver-grey bleaching oil eliminated the expense of periodic paintings. The simple entrance porch and kitchen hood were in keeping with the straightforward design of the rest of the house. Snug little flush dormer windows provide adequate light and cross ventilation for the two bedrooms. The roof is covered with cedar shingles.

Insulation was provided by Palco wool; interior walls are of gypsum board; floors of selected oak in short lengths. The heating system is oil-fired forced warm air, equipped throughout with automatic controls. Kitchen cabinets are of wood and were built on the site, directly under Miss McClure's supervision. Long before the house was finished, it had created a great deal of interest in Litchfield, and we can happily say that it was rented while still in the process of construction.

Planned Decorating Starts with Clear Rug Colors

Fine Wilton in Rugs Cut from Rolls or Wall-to-wall Carpeting

NOW is the time to plan your Peace Time Home . . . Room by Room. Decide on the dominant Room Color and select *Holmes Styled Wilton* to set the Basic Tone Theme. *Pick out just the shades that are flattering to you—personally.* You can still get Holmes Broadloom Wilton in the same pre-war qualities, *100% All-wool Pile*, but of course there's not as much available during War Time. Just now our mills are turning out much needed material for the Armed Forces.

Today you have a choice of 22 "Best Selling Colorings" in four Price Ranges . . . all basic Decorator Shades from soft Pastels to deep, rich Burgundy.

You can see Holmes Samples in your community at stores who regularly sold Holmes Wilton during the Year 1941. ARCHIBALD HOLMES & SON, Philadelphia

HOLMES
Broadloom
WILTON

Styled for Tomorrow



GOOD because

Victorian and Early American furniture has been beautifully harmonized in Mrs. Frederick King Perkins' modern house through the subtle use of fabrics and color. A preponderance of plain-surfaced fabrics gives sense of spaciousness and quietness, instead of ornateness and coziness usually associated with this type furniture. Photograph by Roger Sturtevant

WHEN You

GOOD because

the choice of rough-textured fabric for slip cover gives bulk and modern feeling to a chair used against a background obviously newer and more contemporary. Mrs. Harry A. Gayton's home, photo Eugenie Bingham

GOOD because

while Mrs. Gayton's home can hardly be called quaint or peasant type there is a sturdiness about the warmly-burnished redwood posts and beams in this bright entrance hall, a quality caught by the striped upholstery on the amusing little "love seat." Gay, bright, and sophisticated, yet it is somehow reminiscent of the jolly fabrics the Bavarians love to use with their sturdy woods

4. Decorative Fabrics

Dorothy B. Porter

Buy, Know *WHAT* to Buy!

HOME STUDY COURSE IN SHREWD BUYING

CERTAINLY our confidence is a poor buying companion—or so we should say had we not seen women buying decorative fabrics! They look "bewitched, bothered, and bewildered" as they approach the counter, and instead of a wild and happy gleam in the feminine eye at the wonderful choice available, this wide range intimidates them. After looking at some dozen bolts or samples, they visibly sag, bog down, lose whatever confidence in their own good sense and taste they may have brought in with them.

Why, oh why, when the buying of decorative fabrics is so exciting, so relatively simple? However good the fabric, it isn't going to last a lifetime, thank goodness! You're not mortgaging your husband's 1944 salary, and, while heaven forbid that in wartime we should make mistakes in buying, do for heaven's sake cultivate a bold, aggressive approach. Leave the inferiority complex parked with your umbrella and ask yourself just one—ONE—question, "What do I want this fabric to DO?" You want it to be sunfast, washable if possible—but a good, well-known name on the selvage assures you of that. From there on it's just ordinary, every-day good sense. WHAT DO YOU WANT IT TO DO, that fabric you've set out to buy—look modern, look "elegant," look quaint, drag sunshine in forcibly, make the hot, overcrowded little guest room look cool and spacious, take a beating in the family living room, take



GOOD because

the sturdy, simple fabrics in this outdoor living room are well suited to the slack-short-and-sandal company they will keep. Mrs. M. M. Schwaner of Harry Gladstone's staff was the interior decorator for Mr. and Mrs. Harry A. Gayton; Allen Siple was the architect



GOOD because

Mrs. Gayton has achieved an important gue room with essentially simple furnishings, an although the same rose chintz is used on cei ing, bed, dressing table and chair, she ha skillfully avoided monotony by using muc crisp white and great variety in drapin

Fashions or Decoration

Stripes in upholstery, as in your own suit, should match as far as possible. Windows, even as you and I, may unpleasantly emphasize or cleverly conceal fundamental faults. Fashions or decoration, it's the same ideal

poundage off an elderly piece of furniture—what IS the job that fabric's got to do?

But, you say, how can I know what fabric will do these things? Well, we've taken the most common jobs fabrics are called upon to do and explained them a few minutes beyond the word you're reading this moment. Our method is probably unique, but knowing the volumes that have been written telling women how to buy decorative fabrics, and having to admit that mighty little has been accomplished thereby, we have resorted to that most favored method of ours—pictures. Instead of weaving endless words, we have taken some of the best things we have in our editorial files. We have ruthlessly separated rooms from their rightful houses, that we might prove by good factual examples WHY the fabric used was the correct one to use. We have undertaken to show you that buying decorative fabrics really does all boil down to that simple query, "What do you want the fabric to DO?" Mrs. Gayton, I feel certain, would far rather have seen her gay and lovely house alone presented as a two-page feature story. But to Mrs. Gayton, Mrs. King, Mrs. Sloan, Mrs. Carter, and all the other ladies whose lovely rooms we have taken illustrate this month's buying lesson, our apologies and our gratitu Because so many others will want to emulate them, we feel s there can be no deep disappointment over our showing portions their homes as successful examples of shrewd fabric selection a buying for harmonious and good decorative results.

What follows is an abbreviated history of textiles, written by eminent decorator, Jane White Lonsdale. It makes good reading—a by all means do read it! However, when you go to buy fabrics, for all history and any inferiority complex as to your own ability or ta You are best equipped to do that buying because you know best w the fabric has got to DO—selecting fabrics is as simple as th



GOOD because

the choice of a quilted chintz in a plain, dark color gives a desirable architectural effect to this unusual right-angle treatment of beds in Mrs. Gayton's Beverly Hills home

"It takes little reflection," says ISABELLE VAUGHAN, who did the Fashion and Decoration ideas on these and the following four pages, "to understand that heavy drapery, deep fringe, and dark colors suggest cold without, warmth within. Using them in your home in summer is like wearing furs in hot weather"

GOOD because

Mrs. Clifford Sloan's fabric scheme of green, white, and yellow is cool and serene. Yellow chintz curtains are edged with ball fringe and tied back to admit maximum air, for which Southern Pines, N. C., is famous. Below, the restrained use of pattern in fabrics and background in the Rutledge living room suggests cool haven from Florida's sun

It's the Same Idea!



A piece of cloth, whether it be woolen, linen, cotton, or silk, is one of the most interesting evidences of civilization's growth from the Stone Age down to the 20th Century. We must go beyond the dawn of history into prehistoric times to find the birth of textiles. They were made—more or less well, ornamented, and dyed before our first historical records were deciphered. One Chinese tradition is that silk weaving was practiced in China in 2640 B. C. Another legend is that cotton originated in India, and that carpets were first woven in Persia. It is a historical fact that fabrics of wonderful excellence were wrought by the Egyptians in 2500, possibly 3000 B. C.

In England flax fabrics dating back thousands of years have been discovered. Textiles of rare beauty that also belong to a period thousands

Fashions or Decoration

If you married for love in a cottage, do not treat the windows as though they were in some stately hall. Tie-backs or sill-length treatments are best. Formally-hung draperies or valances on a small window are as absurd as wearing a formal evening gown to an outdoor wiener roast

of years before Christ have been unearthed among ruins in Peru, Mexico, and Egypt, as well as our own New Mexico and Arizona. The art of spinning and weaving was known in the earliest era of the Stone Age, proven by the ruins of the Swiss Lake Dwellers.

Which was the first material used in weaving is not known. It is probable that the possession of herds and flocks supplied the wool for spinning and weaving before that of flax, cotton, or silk. When prehistoric man replaced his pelt or skin for the woven fabric of wool or linen, it marks the inception of the textile industry.

WOOL: Where and when efforts were first made to improve the production of wool is not known, but about 200 B. C. the Romans made an effort to improve their wool production. The spinning and weaving of wool had been in practise since before history began, in far-away China and Japan, Europe, and our own Americas. In the tombs of the ancient Britons we find remnants of linen and wool. Sheep were domestic among the Britons before the advent of the Romans, although the Romans taught the Britons more nearly perfect spinning and weaving.

The first mention of sheep in England is in a document of 712 A. D., where the price of the animal is placed at one shilling. The manufacturers of woolens had attained such perfection by the tenth century in Flanders that one author said, "The art of weaving seems to be a gift bestowed upon them by nature," and another, "All the world is clothed from English wool wrought in Flanders." England became the greatest textile manufacturing center in the world.

Flax, the plant from which we derive our **LINEN,** is a close second to wool as an early product used in the art of spinning and weaving. Flax was cultivated for thousands of years in Egypt, Assyria, and Mesopotamia and in the regions about the Persian Gulf and the Caspian and Black Seas. In 2500 or perhaps 3000 B. C., linen cloth of a fineness that is still unequalled was woven by the dwellers along the Nile. About one mummy has been found linen cloth containing 540 warp threads to the inch, while the best woven of recent date has been 350 threads to the inch. While Joseph was sojourning in Egypt, we learn in Genesis, Pharaoh "arrayed him in vesture of fine linen." Fabrics of many textures and degrees of fineness were commonly used by the Egyptians for draperies and banners and for many ceremonial uses, as well as for clothing. Wool, flax, and cotton were all well known and used by the Egyptians, as their tombs have revealed.

The Finns introduced flax to northern Europe, the West Aryans to western Europe, and the East Aryans conveyed it to Hindustan. Only the priests in ancient Europe wore linen habitually. Italy, Spain, and France were celebrated for their linen fabrics in mediaeval times. In



Photograph by F. M. Demarest



Photograph by Old Masters Associates, Inc.

GOOD because

in both rooms formality has been achieved, each in a quite different way, each equally successful. Mrs. W. J. Carter has a lovely southern mansion in Greensboro, N. C. Her drawing room is in pale yellow, eggshell, soft blues. An old mural from Pepperidge Hall, old English furniture, and old prints—everything is fine, truly elegant. Joseph T. Kloman, in his apartment living room, has had the good taste not to attempt elegance. His choice of fabrics leans to the formal yet illustrates perfectly the difference between formality and elegance—the most common cause of mistakes in fabric selection for formal, but not elegant, eighteenth century furniture

It's the Same Idea!

Rosebuds and ruffles tossed in with streamlined modern give much the unhappy effect of this gal

Ireland the weaving of linen was begun in the 11th century but received its great impetus by the edict of Nantes in 1685, when over 400,000 of the best French artisans were driven from their country and many sought refuge in England, bringing with them the perfection of their art. Here in the Colonies it was a most important factor in the lives of the early settlers—until the middle of the nineteenth century.

A hand-blocked linen is printed from wooden blocks, and it is said that the printer, if he has a large or intricate design, walks many miles and lays his blocks thousands of times to print a roll of linen which averages 50 yards. You see, for every color, shade, or tint, he has to lay out his blocks independently. Only one color can be done at a time. While we are on the subject of linen we should include the *toile de Jouy*, which was originally printed upon linen, although today most of our toiles (as we say for short) are reasonable and are printed on cotton or sometimes on cotton and linen.

COTTON is of all textiles the most important when buying decorative fabrics today. Cotton has made possible the beautiful, low-cost fabrics available to us for decorating our homes. We are quite unable to learn at about what date cotton was first woven into fabric. For thousands



GOOD because

this budget house, decorated by Doris Studio of Barker Brothers, was done with cotton fabrics of excellent design. Rough-textured plaid for the sofa-bed, cotton twill for the chairs—perfect den-guest room

Photographs by Maynard L. Parker

GOOD because

n this same budget house living room abrics are gay yet dark enough in tone o be practical for family living. Creconne on sofa, sailcloth and cotton for hairs. None cost over $1.10 a yard







GOOD because

an urbane suaveness has been achieved by differing methods equally successful. In the little budget house bedroom, the Doris Studio uses for the single largest fabric area, a bedspread of ashes of roses chintz, and upholsters a chair in a lush floral "Pearlglow" to emphasize further the rich sheen of carpet and highly polished furniture. The selection of fabrics creates a desired smooth suavity but in no sense the elaborate fussiness of taffeta or silks, so inappropriate in a small house. With its many books in varied bindings, brown-and-rose chintzes, and antiques, Mrs. Carter's little library might have seemed a "busy," restless room were it not for the strong focal point of a cream, red, and green-striped sofa. Chintz emphasizes the satiny quality of the pickled pine woodwork. A less handsome chintz could so easily have "gone wrong"!

Fashions or Decoration

of years cotton had been the staple fabric of the Far East. In various parts of the tropical world vegetable growths similar to cotton were in use in prehistoric times and the manufacture into cotton fabrics was well established in the Orient, particularly in India and China, at the dawn of history. We find in the Bible in the reign of King Solomon, which was approximately 1015 B. C., definite mention of cotton.

From India and Asia Minor it traveled further westward and was brought to Greece, so history records, by Alexander the Great in about 500 B. C. From then on we find that all the countries bordering on the Mediterranean used it. Marco Polo speaks of cotton and relates, upon his return from the Far East, that in some parts of China and

GOOD because

the rough plastered, galleried English dining room in "Rolling Greens," the Southern Pines, N. C. home of Mr. and Mrs. Clifford Sloan, has, through the use of texture and fabric, achieved a pleasing modernity. Draperies are a rough textured red-and-yellow horizontal stripe, chair seats old red, carpet yellow—all exactly right in texture and color for gleaming, rich old oak and rough plaster. A contemporary result with elderly furniture quite unlike the elderly speaker so *determinedly* modern! Elderly people, even as elderly furniture, can be of-the-moment without being either incongruous or very conspicuous about it!

OTTO ZENKE of Morrison-Neese was the Interior Decorator for both the Carter and the Sloan houses

ndia cotton was being woven with colored hreads. In England at a very early date otton seemed to be well known and in the atter part of the 15th Century it is interesting to learn from various historical documents that Columbus, writing of his discovery f this country, mentioned cotton as one of he products which were used by the Indians n one of their forms of barter. Magellan ound the natives of Brazil using cotton lint n 1519. Cortez mentioned cotton goods when e conquered Mexico, although the first mention of cotton being raised in what is now the Jnited States was in 1536, in what is now ur Louisiana and Texas—undoubtedly a part f Mexico at that time. Early in the history f Virginia we learn of its being raised, as ell as in other states further south, such as he Carolinas and Georgia. From the time f our War of Independence, the raising of otton in the South, and its weaving up North, ave become two of our chief industries.

Chintz came originally from India, was sed in England and copied there, and in nany instances, was what we term today lazed, but what the English first called "calendered." *Cretonne,* similar to chintz, only rinted upon a more coarsely woven fabric, s first made in Creton. Later, any similar fabric received the name. e owe to a capricious court favorite, who had spoiled a very favorite rsian muslin, our *toile de Jouy.*

SILK: China claims she practised silk-weaving as early as 2640 B. C. exander the Great brought the knowledge of silk and its weaving on his return from India when he brought the story of cotton. By 51 silk garments were worn by the higher classes in England. In the rly days of Virginia and the other Southern states the industry started much the same manner as had cotton weaving. In Connecticut in 1785 company was formed called "The Directors, Inspectors and Company of Connecticut Silk Manufacturers."—**JANE WHITE LONSDALE**

GOOD because

again Mrs. Hartwell demonstrates that she can bring country charm to a little suburban house without smothering one with naïvete. Note her extraordinary skill in combining patterns. Center of bedspread is white-and-green small-design chintz, flounce and headboard brown-and-white checked gingham. Chair is dark brown rep with plaid ruffles and buttons. Wallpaper is dusty pink, rugs chocolate brown. A crisp, fresh, and yet thoroughly practical color scheme

e sympathize with a natural desire bring the country to town. However, ountry house" atmosphere in a little house apartment takes great skill, too often re-lts in a melange like this. Careful lady! ses and sprigged chintz alone won't do it!

GOOD because

in this other view of Mr. Kloman's apartment living room, his choice of a hand-blocked linen with dark ground achieves the desired 18th Century formality, yet might well be in a country living room in a small, dignified Georgian house. Below it, another good example of town-or-country atmosphere in a fabric well suited to its dual role

IDA LOUISE KILLAM, Decorator

Mrs. Purcell takes care of children

"I Want to Help... -but it must be something I can do at home"

Typing at home is Mrs. Lewis's answer

Where there's a will there's often a way to earn extra money to contribute to the war effort, as these women and one man found when they tried it!

ETHEL McCALL HEAD

PROBABLY every woman has said in these upside-down days, "Oh, to be able to earn a little extra money for more war stamps and bonds!" Happiness may not be bought with money, but these tangible aids to the world's welfare can. The trouble is that the best budget won't always stretch to include as big a contribution to the national effort as we'd like to make. And that turns our thoughts to ways of earning money at home that have actually been applied by imaginative women who longed to help:

MISS HELENE M. FORD, an educator who wanted to combine a pleasant home for herself with her enthusiasm for teaching, founded the Ambassador School in an old gray shingle house with a pleasant garden on a street in Los Angeles. Naturally, this is a full-time job, but for a woman who loves and understands children and teaching it means a satisfying home atmosphere as well as some money.

MRS. CLARA PURCELL, too, a gentle, motherly kind of woman, is just the sort you'd think would make a success of a nursery school—and she has! In the backyard of her old house she has a spacious play area enclosed by wire fences, and here each day are gathered many youngsters of various ages. Another very fine example of nursery school is conducted by Mrs. Monica Ros, who has opened her home to young children each morning. Being an accomplished musician, she stresses music, so that early in life these tiny tots learn to enjoy it along with dancing, marching, little rhythm exercises and play.

MRS. CLIFTON has no sign out in front of her home, but everyone knows her and how she boards children right there for a week-end, week, month or year. Modest rates, since "I love children under foot, anyhow." A sleeping porch made into a sunny, pleasant little dormitory, simple meals, games and play supervised by the 17-year-old son of the family and the two daughters after school or on week-ends—all these factors help to make her home a real haven for children and parents who need a mutual vacation.

MRS. HARRY LEWIS loved office work, and found the domestic routine very trying after her marriage. So when the children began to grow up and were off at school all day she went back to her business—but this time at home! Her regular work includes getting out the monthly bills of a doctor and two merchants. She also types letters, addresses envelopes and mimeographs data for clubs, schools, and menus for a coffee shop and a hotel. She is secretary-at-large to the town.

We all know women who give music lessons at home; there are also those who teach bridge, sewing or fine knitting. Flowers, too, offer opportunities. A young woman in a town where there is no florist has made quite a nice little income from putting her knack with flowers to good use by making arrangements for parties, corsages for festive occasions, home decorations for weddings, lovely sick room arrangements, valentines and Christmas wreaths—she is stumped by nothing! Another, skilful with her hands, makes lamp shades, decorative boxes and portfolios, while in Glendale, California, there is a woman who has had a thriving doll hospital for years!

"I'm a jump ahead of Food Rationing.."

SAYS MRS. WM. SHARP

Active member of the duPont Health-for-Victory Club in New Jersey. Co-sponsored by the Atlantic City Electric Company

Mrs. Sharp knows just what to do about "food alternates". She knows how to use "meat extenders" so that a little meat goes a long way. She has learned how to make one pound of butter do the work of two. In spite of rationing, she still prepares delicious, nourishing meals for her family.

Where did she learn what to do? Who tipped her off? The answer is simple. She, like thousands of other wives and mothers of war workers, is getting such timely help at Health-for-Victory Club meetings.

Already in over 350 top-flight war plants, H-for-V Clubs are helping homemakers keep their war-working families in top physical condition through proper food. Each month trained home economists explain and demonstrate how to plan health-building wartime meals.

Monthly Meal Planning Guides provide tasty, healthful menus, recipes and lunch box suggestions for every meal in the month. All menus take into account current food conditions and thriftily cost about $16 a week for a family of five.

The Home Economics Institute Staff at Westinghouse, who originated the H-for-V Club, prepares the Meal Planning Guides, movies and other meeting materials. These professional homemakers translate their "know-how" on meal planning and nutrition into this practical eating-for-health program to help the war effort. Moreover, they've prepared a timely booklet called, "The ABC's of Eating For Health." If you are not a Health-for-Victory Club member, you'll find this booklet helpful in keeping your family in fighting trim.

NOTE TO WAR PLANT EXECUTIVES: *If you are interested in making the Health-for-Victory Program available to the wives and mothers of your employes, or would like to have this program outlined to your War Production Committee, write to Westinghouse.*

Meat Shortages Don't Bother Mrs. Sharp. Each month her H-for-V Meal Planning Guide gives a score of low-cost, appetizing meat alternate suggestions.

"This Is Different from the last war," says Mrs. Martin, helpful mother-in-law of Mrs. Sharp. "Now, our H-for-V Club shows us how to make a virtue out of food shortages."

"Bet You Can't Guess What This Is," says Mr. Sharp, as he cuts a robust slice of tempting liver loaf. There's never any menu monotony at the Sharp home.

"I'll Be Seeing You," exclaims Mrs. Sharp, volunteer Red Cross worker to her Air Raid Warden husband.

"Got To Get Going," says Mr. Sharp, du Pont engineer, as the clock inches toward his 4 o'clock shift.

FREE! THE ABC's OF EATING FOR HEALTH

This 16-page book contains the essential facts about vitamins, minerals, protective cooking and wartime meal planning, on which the Health-for-Victory Club is based. Written in simple, nontechnical language, it's easy to read and highly informative. Free sample copy will be sent upon request. Write to

WESTINGHOUSE ELECTRIC & MFG. COMPANY
306 Fourth Street Mansfield, Ohio

TUNE IN ON JOHN CHARLES THOMAS, WESTINGHOUSE PROGRAM, NBC, SUNDAY AT 2:30 P. M., E. W. T.

Health-for-Victory Club

A CONTRIBUTION TO AMERICA'S WAR EFFORT BY

Westinghouse

ELECTRIC APPLIANCE DIVISION

Mrs. La Nier picks up extra money by repairing china, glassware, etc.

Mrs. Wichell bakes and sells gorgeous open cookies, hungrily admired by daughter Betty

Mrs. Moore has established a flourishing antique shop right in the living room of her own home

Miss Ford, an experienced teacher, developed a "home" school into a successful extra-money-earning venture

One young woman with a knack for flower arranging has turned it to good account, using her service porch as a work room

MRS. WICHELL happens to be an excellent cook, so she sends out a printed list of special foods which can be ordered from her at reasonable prices and which she will deliver to your door. Casserole dishes, fancy desserts, hams baked to a turn, nut bread, dainty tea cakes and cookies—you just tell her what you want and she produces them. Actually, for women who are born cooks there are many chances for earning money at home. Tea rooms, doughnut shops, jam and jelly shops, candy headquarters—these are some of the money-at-home jobs that I've come across.

SADIE LA NIER, out in Hollywood, finds that there's money in mending fine old china, glassware, antiques or what have you that's lovely and needs careful, skilled attention. Lots of people have choice old bits that they've put on the top shelf because they can't find the right place to have them repaired, so it's easy to see why this clever-handed woman is so steadily and profitably busy at home. The most difficult repair job never daunts her.

MRS. A. L. MOORE is another woman who has a feeling for old things and a real knowledge of them. So when she decided to see what she could do to earn some money at home, her mind naturally turned to antiques. Knowing and loving them as she does, it wasn't long before she launched a shop for such things right in her own living room, which quickly proved a pleasant and gratifying success.

JANE EVANS' money-at-home idea is different from any we've talked about thus far, but it works! Here's what she wrote us about it: A hobby requires a province all its own. And did it ever occur to you that the average garage serves only as a junk collector during the day? I thought of that when in quest of available space for my hobby—dancing. I longed for a small studio where I could teach, and our double garage responded so well to dressing up that now when we drive the car in at night it seems as ridiculous as stabling



And here's the sort of thing that goes on in the Evans' garage-dance studio — and brings in extra cash. Oh, yes, the family car still uses it.

a horse in the living room. But the car doesn't mind, and neither does the new studio as long as we keep a drip pan handy to protect the scrubbed and well-polished floor.

The first step in the transformation was to grit our teeth and dive in, cleaning out the woodpile, junking old paint cans, discarding that hopelessly broken furniture. That gave us room to breathe and that same clear, clean state of mind that comes with tidying a drawer or burning old letters.

I'm fortunate in having a handyman spouse, so our next step was to put in an additional window, 5 by 3 feet, at a cost of $3.50. The added light did wonders but drew our attention to the black building paper on the walls and the exposed studding. The effect was just a little too rustic. Some type of wall covering had to be found, and having investigated everything from burlap to beaver board we decided on plywood as the most attractive and durable material for paneling. Twelve 8x4-foot sheets of this, enough for the whole job, cost us $17. The huge sections went up like lightning and we soon had handsome paneled walls and, along one side, convenient plywood doors concealing storage shelves. The only remaining eyesore was my husband's work bench, which he flatly refused to eliminate. But we found a disguise for $1.79—a large split bamboo pull blind that he can raise for action and I can lower whenever I like for beauty.

Our carpenter's final touch was the attachment of the dancing bar, but you might install bookshelves and benches if you toy with the notion of a lending library, or a platform and benches if you yearn for community dramatics. Two coats of clear shellac on the walls, bright yellow paint on windows and baseboard, and chintzes, stools, etc., finished the job—at a total cost of $35.79. Not bad for a place where I can teach dancing and get paid!

HERBERT H. HOSMER, JR. says that The Toy Cupboard and The Toy Cupboard Theater in the small Massachusetts community of South Lancaster are the result of his desire to do something "different" when a change of employment seemed indicated for reasons of health. A lifelong fascination for toys and playthings of all kinds and descriptions underlay the plan, and his 150-year-old woodsheds provide the place to execute it.

Two finished rooms behind one of the graceful arches, which are familiar additions to woodshed architecture in New England, lent themselves well to the initial project. The front room, which has wooden walls, was painted light blue, and so is the toy shop proper. The room behind this has plaster walls and a simple wainscot of wood and is well suited for the book section where all kinds of delightful children's books, both old and new, are displayed. The Hosmers painted the plaster walls the same shade of blue used in the other room, but the wooden wainscot and window frame are now a deep blue and the floor in each room dark red. Some old Windsor chairs came down from the attic and were painted the same shade as the floors. Several old pine tables, which are conveniently matched in size and design, were effectively painted deep blue, and so was the old double-doored, two-sectioned cupboard. Bright printed cotton curtains in story-book designs give a merry and pretty touch to the windows.

Outside on the high, grassy ter-

between times, with a drip pan to keep the floor clean!

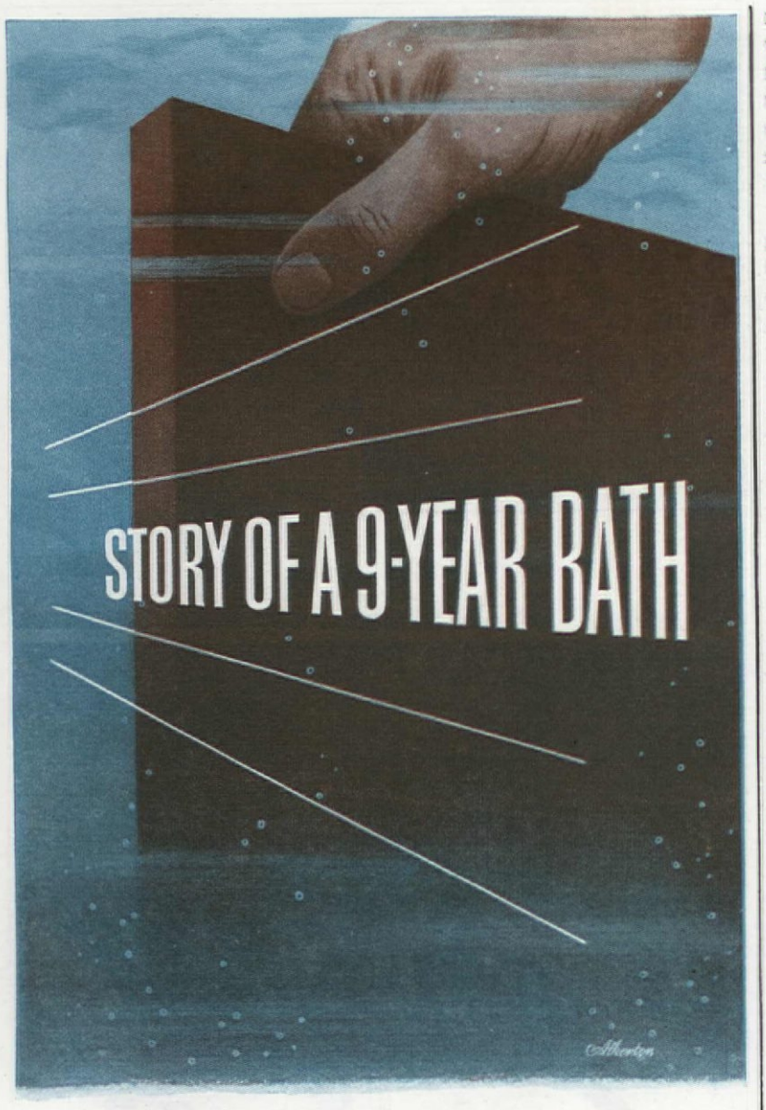

● *It started in 1934—when a ligno-cellulose hardboard was submerged in water. It ended the other day.*

What had happened in that 9-year bath?

This remarkable material, known as Masonite Presdwood,* had retained 80% of its original strength.*

The board, when dried, was within 1/10,000 of an inch of its former dimensions.

Its appearance was practically the same as when submerged.

Presdwood's secret lies in the two basic elements of natural wood: the tiny *cellulose fibres* of which wood is composed, and the *lignin* which holds them together.

The Masonite process starts with *exploding* wood, neither removing the lignin nor damaging the cellulose fibres. The result is a mass of fibres of varying degrees of plasticity.

The next step is to interlace the fibres to provide equal strength in all directions. And then they are welded together again under varying heats and pressures, using lignin's own great bonding power.

Masonite Presdwoods—made in this way from ligno-cellulose fibres of varying degrees of plasticity in different weights and densities—are suitable for many special purposes and uses.

• • •

Today in America's War Program, Presdwoods have more than 500 uses—saving steel, aluminum, rubber, asbestos, and other critical materials, and are not readily available for civilian use. After Victory they will again be ready to provide your home with sturdy exteriors, beautiful walls and ceilings, built-in furniture, kitchen cabinets and counter tops, and many other attractive features. Masonite Corporation, 111 West Washington Street, Chicago, Illinois.

*TRADE-MARK REG. U. S. PAT. OFF. "MASONITE" IDENTIFIES ALL PRODUCTS MARKETED BY MASONITE CORPORATION. COPYRIGHT 1943, MASONITE CORP.

MASONITE PRESDWOODS

THE LIGNO-CELLULOSE HARDBOARDS

race tea or lemonade is served, with homemade cookies in the form of animals and toys. Here there are black-painted tables with canted legs made from left-over staircase balusters, and old chairs with rush seats and gay cushions.

The toys and books, dolls and games, all come from sources of unusual and interesting American craftsmanship. Some are from the Southern mountains, others from the Pennsylvania Dutch country, and still others come from Mr. Hosmer's own New England. However, it is his real aim to design and make his own toys; perhaps by another year he may have found time to realize his ambition.

The shop is a project developed in a small community and dependent upon friends and neighbors for support, for the most part. Some of Mr. Hosmer's former students found an outlet for certain talent in making wooden toys which they placed in the shop, someone else brought some antique playthings which she wished to dispose of, while another friend brought dolls which she makes and dresses. So in a sense the toy shop is an exchange where local residents may find an outlet for anything they have which is related to toys or children's activities. Since the village is more or less isolated from the large centers, the toy shop may find new opportunities to serve as a community shop now that everyone is more confined because of the driving situation. The whole idea, in either a simpler or more elaborate form, might be developed as a community exchange, a book shop, or a gift or food shop. In any case, of course, its profits could be devoted, wholly or in part, to some form of war relief or charity.

During the summer of 1941, in conjunction with the top shop, Mr. Hosmer added The Toy Cupboard Theater in the remaining woodsheds with their arched slatted doors. One room behind two of the lovely archways became the auditorium, fitted with simple pine benches and one row of Windsor chairs. The old beams and unpainted walls of weathered pine make an attractive setting for the puppet theater he is developing.

Although many of the local children come to the performances with grown-up friends and relations, just as the children from neighboring towns come, still a number of busy parents found here the ideal solution of the problem of entertaining their children, for the theater is so situated that the adults can easily leave the youngsters under the watchful eye of the hostess and feel that they are perfectly safe until they are called for at the conclusion of the performance. So a number of the children often come alone or hand in hand with some brother or sister, each one dressed in his or her Sunday best and feeling so grown-up and independent! One little girl of five always comes holding a dainty parasol, and there are pigtails and curls in any number of shades and lengths. There are boys with hair still wet from vigorous brushing, and boys with tousled hair, and boys with cowlicks, but each one waits eagerly for the tinkle of the bell which is the warning to late arrivals that the curtain is about to rise.

It may well be that parents in your neighborhood, too, will arise and bless you if you start a project like this, and from it you may be able to earn some of that much needed "extra" money. It means work, of course, but it's also fun —and that's a good combination.

BEATRICE GRAY COOK says that if you could have seen the efficiency with which the Red Cross handled the war-torn Hawaiian evacués when they landed in San Francisco, you would be proud to have even the tiniest part in helping the work of this organization. Volunteers were

The Toy Cupboard Theater itself is housed behind the arched, slatted doors of the old woodsheds. Right, the Toy Cupboard

ready and waiting for the five transports—ready to give shivering children the warm clothes you knit, ready with hot food that your dimes made possible for those heart-broken Americans whom tragedy had made helpless.

Now, no one needs to be "sold" on the countless humanitarian projects of the Red Cross. It goes without saying that each of us wants to give to the limit of her ability. Yet you probably think you *are* giving all the time and money you can right now. You are knitting furiously, taking First Aid and Home Nursing courses and spending hours on surgical dressings. However, many women with small children cannot take so much time away from home, and—our dimes all have ten places to go! So, did you ever think of using your hobby to earn money for the Red Cross? It can be profitable.

In Seattle, a group of women had the idea of doing part of their Red Cross work right at home. You'd be surprised at the special talents we unearthed. Many of us had thought that our hobbies should be forgotten in these busy days, and we had given them up in a burst of patriotic fervor. However, as things shaped up, we saw a means of contributing materially to the Red Cross. And here's the way we evolved to do it:

Typical of these women who are earning profitable dollars through amateur efforts are several artists. One of them whom I know well had felt that the money she could earn by painting would be of more service than she could give in a class. So now she, and other artists, are painting portraits of their friends' children for a very nominal sum and all proceeds, above actual cost, go to the Red Cross. They have more orders than they can fill, and all are delighted.

Another woman who has dabbled in photography for years is now taking pictures of her friends (and her friends' friends!) homes and babies, doing all developing and enlarging herself. The customer is charged for the cost of the material involved—and another check for that amount is made out to the Red Cross. Business is *too* good, and her contributions average about ten dollars a month. A friend photographs gardens.

Mr. Hosmer's American Handicraft Shop and Toy Theater is proclaimed by a merry roadside sign



And this is where the name came from—an actual old cupboard full of toys

Who says women can't take it?

For years we've been telling women they no longer need beat rugs at house cleaning time. Now we say: "If you can't get a Hoover, go ahead and beat!"

House cleaning won't be so easy for a lot of women this spring.

Ordinarily, when cleaning time rolled round, we'd have been making Hoover Cleaners by the thousands.

This spring, we'll be turning out parachutes for bombs, inflator devices for life belts, motors for aircraft gun turrets, fuzes and many other instruments of war.

If we know American women—those who can't get Hoovers will be glad to make this sacrifice. Every time they take a whack at the rug, they will be taking a whack at the enemy.

If not today—some day, we promise you, you'll have that Hoover. And perhaps you'll value it even more highly when you know by experience what a load of work it takes off your shoulders.

In the interest of conservation, and to be assured genuine Hoover service and parts, we suggest that Hoover owners register their cleaners with the Hoover Factory Branch Service Station (consult classified telephone directory) or authorized dealer. If you cannot locate either, write: The Hoover Company, North Canton, Ohio.

ARMY E NAVY

Remember: do not discard any worn or broken parts. They must be turned in to secure replacements.

THE
HOOVER
REG. U. S. PAT. OFF.
IT BEATS . . . AS IT SWEEPS . . . AS IT CLEANS

DON'T put a cold in your hamper!

DURING COLDS I USE *KLEENEX* TISSUES*, THEN DESTROY GERMS AND ALL. SAVES WORK, SUDS AND ELECTRICITY!

(*from a letter by* D. McE., Jacksonville, Fla.)

Clamour Girl

I CLAMOUR FOR *KLEENEX* AND TURN DOWN CLERKS WHO CALL OTHER TISSUES "JUST AS GOOD". I'VE BEEN FOOLED BEFORE BY FLIMSY, SCRATCHY KINDS!

(*from a letter by* W. T. F., Los Angeles, Calif.)

Takes the Cake

MOM'S CUP-CAKES ARRIVE FRESHER'N FRESH BECAUSE SHE WRAPS EACH ONE IN DAINTY WHITE *KLEENEX!*

(*from a letter by* Pvt. K. E. B., California)

WIN $25
(MATURITY VALUE)
WAR SAVINGS BOND
FOR EACH STATEMENT WE PUBLISH
WRITE HOW THE USE OF KLEENEX TISSUES SAVES YOU MONEY AND HELPS WIN THE WAR.
ADDRESS: KLEENEX
919 N. MICHIGAN AVE., CHICAGO

★Trade Mark Reg. U. S. Pat. Off.



NOW I 'MEMBER— ONLY KLEENEX HAS THE SERV-A-TISSUE BOX!

WHEN YOU CHANGE YOUR ADDRESS—Be sure to notify the Subscription Department of THE AMERICAN HOME at 251 Fourth Ave., New York, giving the old as well as the new address, and do this at least four weeks in advance. The Post Office Department does not forward magazines unless you pay additional postage, and we cannot duplicate copies mailed to the old address.

REDUCE 3 to 5 Pounds a Week Yet EAT Plenty!

USERS SAY **Physician's Wife:** "I lost 15 pounds in 24 days." **Mrs. C. M., Ithaca, N. Y.:** "My hips were 53 inches; now measure 43 inches. I feel like a new person. I like the taste also. My doctor says it was O. K."

Money Back Guarantee

MEN and women all over this country are reporting remarkable results in losing weight easily. Many lost 20 pounds a month and more. They are following the Easy Reducing Plan of Dr. Edward Parrish, well-known physician and editor, former chief of a U.S. military hospital and a state public health officer.

Dr. Parrish's Easy Reducing Plan makes reducing a pleasure because it has NO STRICT DIETS, requires no exercises, HARMLESS, too, because it calls for no reducing drugs.

Here is Dr. Parrish's Easy Reducing Plan EXACTLY as given over the air to millions: For lunch take 2 teaspoonfuls of CAL-PAR in a glass of juice, water or any beverage. Take nothing else for lunch except a cup of coffee, if desired. For breakfast and dinner EAT AS YOU USUALLY DO, but eat sensibly. Don't cut out fatty, starchy foods—just cut down on them. By following Dr. Parrish's Easy Reducing Plan, you cut down your daily caloric intake, thus losing weight naturally. You needn't suffer a single hungry moment. CAL-PAR is not a harmful reducing drug. It is a special dietary product, fortifying your diet with certain essential minerals and vitamins. Most overweight people are helped by Dr. Parrish's Easy Reducing Plan. Try it and you and your friends will marvel at the vast improvement in your figure.

Get a $1.25 can of CAL-PAR at health food and drug stores.

- *NO EXERCISE!*
- *NO REDUCING DRUGS!*
- *ABSOLUTELY HARMLESS!*

If your dealer hasn't CAL-PAR a special introductory can containing 18 DAYS' SUPPLY will be sent you direct, postpaid, FOR ONLY ONE DOLLAR. This $1.00 can is not sold at stores. Money back if not satisfied. Fill out the coupon, pin a dollar bill to it and mail today. We will also send you FREE, Dr. Parrish's booklet on reducing containing important facts you ought to know including weight tables and charts of food values.

CAL-PAR Dept. 30D
685 Broadway, New York, N. Y.

I enclose $1.00 for a special CAL-PAR can, to be sent postage paid, and Dr. Parrish's booklet on reducing. If not satisfied I may return unused portion and my $1.00 will be refunded. (C.O.D. orders accepted in U.S.A. only.)

NAME .....

ADDRESS .....

CITY .....

If you can make a camera do things with children, fond parents may pay you for it. And that means more Red Cross money!

A woman who has a heaven-sent gift for baking and beautifully decorating cakes is now busy in her own kitchen. She loves to do it. Unless there is a reason for it, friends hesitate to ask a person to bake a cake for them. But now we are all happy. She charges a dollar and a half for a huge triple-deck masterpiece decorated to our tastes for birthdays or other special events. No one minds the price, for the cake is sure to be a dream of what a cake should be, and all proceeds, above cost, go to this branch of war work.

Then there's a woman who has an outstanding collection of rare old glass. It has been her hobby for years to give illustrated lectures on the fascinating social and historical background of period glass; she used to do it just for fun, because she liked to. But now she is charging clubs and groups a small fee for her talks—and you can guess where the proceeds go.

A busy mother and housewife, well known locally, is noted for her intelligent book reviews. She used to refuse more offers than she accepted when she did it just for the love of it, but now she accepts all offers from groups and clubs and charges twenty-five cents a person. The head of the committee in charge is very glad to collect the admissions and she makes out the check to the Red Cross.

ADA BRIDGMAN has a fascinating and now profitable hobby she makes portrait dolls, as shown in the group picture (this happens to be her own family, by the way). Copying Godey or other old prints is another of her accomplishments, or she can make a likeness of any person from any picture, correct down to the smallest detail. She is selling portraits of oldsters to their families and gives a generous percentage to the Red Cross.

There is a dear little grandmother, too, who is much beloved in our community for her unique way of earning money for the Red Cross. You know how all of us i

Ada Bridgman has a fascinating and profitable hobby of making portrait dolls—in this case, a whole family group

these busy days have clothes we want to give to the Red Cross, or any other charity. But always they need a bit of mending here and there, and we never seem to find the time. Well, now we take them to this little lady who mends them, and we're glad to pay her a small fee of 25 cents or so to recondition each one. This money she gives to the Red Cross as her contribution; also through her effort, clothes are rapidly put into use again.

There are amateur but highly proficient musicians, too, who are planning benefit concerts. Homemakers who love to entertain are scheduled for Red Cross luncheons. Guests pay fifty cents and have a fine time while they catch up with their knitting. Space permitting, I could name a dozen such women who are capitalizing on individual abilities. In every community there are women with specialized talents. Even though children and home duties tie them down, they may still do their share by asking small fees for work which they do in their spare time.

SARAH SHIELDS PFEIFFER writes us that she knows there is money in ideas—those casual and momentary thoughts that occur so often during our busy days. As an example, a director of the Lucy Jackson Chapter, Daughters of the American Revolution, in Newton, Mass., looked over her silver drawer one day and thought: "There's no sense in keeping pieces I've not used for years." Then it occurred to her that other members must have such old silver also. So from the furtherance of this idea, the Lucy Jackson Chapter easily raised $80 to help underprivileged children in the schools.

The project was announced at a meeting and an appeal was made in the monthly notice. The chapter wanted any amount, however small, of broken and discarded gold. It asked for sterling, not plated, silver. Members brought gold monograms, broken jewelry, fillings; sterling handles from cream pitchers, dented flat silver, napkin rings, old-fashioned butter knives, and odd pieces in good condition. The usable items were put on sale at the chapter. The rest was sold to a silversmith at fifty cents an ounce for good pieces and thirty cents an ounce for scrap silver.

Perhaps that thwarted desire of yours has real possibilities; maybe that particular ability you have needs only a chance to be appreciated. Try a community enterprise of this kind and know the pleasure and satisfaction that come from giving freely of yourself.

Portrait painting at nominal prices, or odds-and-ends of mending at a quarter a garment—two more possibilities

HOW MANY

SEWER GERMS

DID YOUR SINK-DRAIN BREED TODAY?

EVERY DRAIN, NEW OR OLD, IS A HOTBED FOR THE SAME KIND OF GERMS THAT BREED IN SEWERS* AND THIS IS NO TIME TO TAKE RISKS.

*Survey by Molnar Laboratories, New York City

BANISH SEWER GERMS TODAY! SWEETEN YOUR SINKS AND CLEAR YOUR CLOGGED DRAINS WITH THE BOILING, CHURNING ACTION OF DRĀNO

DRĀNO... USED REGULARLY IN DRAINS ONCE A WEEK OR OFTENER ...DOES TWO JOBS: CLEARS DIRT IN WHICH SEWER GERMS THRIVE AND KEEPS DRAINS OPEN, FREE-RUNNING.

NEVER OVER 25¢ AT ANY DRUG, GROCERY, OR HARDWARE STORE.

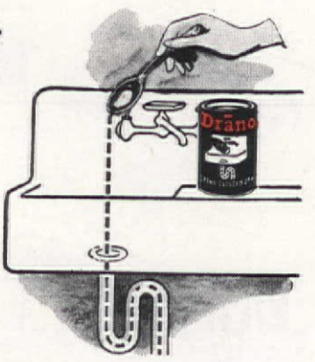

SAVE YOUR WASTE KITCHEN GREASE
It's needed to make explosives!

Drāno

OPENS CLOGGED DRAINS—KEEPS DRAINS CLEAN

Copr. 1943, The Drackett Co.

Some COLD FACTS about Next Winter's HEATING PROBLEM

1. Responsible authorities hold out no definite hope that *next winter's* fuel situation will be any better than this year's has been.
2. Johns-Manville Rock Wool Home Insulation can save you up to 30% on fuel next winter.
3. If every one of America's 13,500,000 homes with heating plants were insulated with Johns-Manville Rock Wool Home Insulation, an estimated 52,612 tank cars and 23,234 coal cars would be freed for war service.

DUE to the unprecedented need for Johns-Manville Rock Wool Home Insulation this past winter, J-M found it impossible to keep pace with the demand. During spring and summer Johns-Manville will continue to operate its plants at 100% capacity.

But we urge all home-owners to start anticipating next winter's heating problem *by ordering insulation now!*

SEND FOR FREE BOOK

The free book below goes a long way toward telling you how to do just that. This book is absolutely free. It shows you "*How to Use ⅓ Less Fuel in Wartime*" by insulating your home with Johns-Manville Rock Wool Home Insulation.

It tells the whole story of J-M Rock Wool . . . Explains how it is scientifically blown into the roof and sidewalls of your home . . . Why J-M insulated homes are up to 15° cooler on hottest summer days as well as up to 30% more economical on fuel in winter.

J-M Home Insulation, you see, keeps summer heat OUT, winter heat IN—the free, illustrated book tells why. And don't delay sending for this book *today*.

MAIL COUPON · · NOW!

JOHNS-MANVILLE
Dept. AH-A-4, 22 E. 40th St., New York.
Send me FREE illustrated book which tells "How to Use ⅓ Less Fuel in Wartime."

Name_____

Address_____

City_____ State_____

JOHNS-MANVILLE "BLOWN" HOME INSULATION

A PLEASANT PAT ON THE BACK

DEAR AMERICAN HOME:

This is not exactly a business letter; it is really a thank-you note. I can't tell you how very much I appreciated your helpful and understanding letter of recent date on the subject of books for ignorant housekeepers! It was very nice of you to take the time and trouble.

Indeed I do read THE AMERICAN HOME with a view to all that, and I do find it very useful. In fact, I keep a small notebook, in which I write down in condensed form ideas and hints which appeal to me. I am now on my second notebook, and am still looking through all our old issues of THE AMERICAN HOME. My mother has a Menu Maker and has quite a collection of the recipes. I have one of my own, also several cut-and-paste cookbooks. So, all in all, the magazine is avidly and carefully read by us. I find it inspirational, and *very* encouraging. It has also cheered me up considerably and made housekeeping seem much less mysterious and frightening. I suppose you get innumerable and terrifically enthusiastic praises for the new editorial policy—but please let me add my praises to the rest: I admire your straightforward views and I especially like the way in which you attack bad taste and drabness without going to fantastic and eccentric extremes. I admire your usually restrained and perfect taste in homes and furnishings; I admire your originality and the friendly spirit of your magazine. I think THE AMERICAN HOME is the one magazine that deserves all the praise it gets—and more.

I don't usually like magazines for the home—that is, magazines on the same general idea as THE AMERICAN HOME—because they seem to do so little good, to offer so few ideas and such fantastic ones. Therefore I think your magazine deserves more praise than ever for being so consistently different, and for giving the public much more than its money's worth.—JEAN FRANCE WALTER.

AND OUR READERS HAVE A SENSE OF HUMOR

DEAR EDITOR:

May a mere man—one with a yen for toasting other cold parts of his anatomy besides his toes—submit an original design for a cozy fireside chair to bring comfort through these chilly early spring evenings?

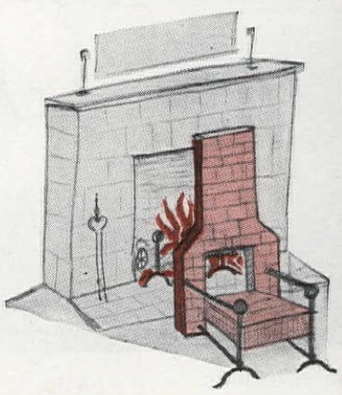

Perhaps it's pretty strongly functional, not to say nutty, but you'll admit that it can be especially recommended to lukewarm fireplace fanatics who need to overcome their inertia and write more fireplace letters to the

For Generations My White Lead
has been famous for Making Things Last . . .

NOW—get this Lasting Protection in the NEW DUTCH BOY PAINT!

Today Dutch Boy White Lead – supplied for generations in *PASTE* form for mixing with linseed oil – can also be had as a *ready-to-use PAINT.*

This new Dutch Boy *Paint* is pure white lead – all ready to spread.

Like the famous paste form, it not only lasts long *itself* but makes *property* last long too. For it hugs tight . . . sparkling white. And fights weather to the end . . . never cracks and scales. Thus it costs little per year of protection and saves the expense of burning off old paint when repaint time finally does come.

Yet Dutch Boy White Lead Paint costs no more than regular quality paints.

Note that it comes two ways: (1) special "Exterior Primer" for a first coat with extra sealing, hiding and covering power; (2) "Outside White" for finishing coat and general painting.

Remember – there is enough white lead for both military and civilian uses. *No shortage exists.* And its good quality is unchanged. Remember, too, whichever form of Dutch Boy goes on your home – the famous *paste* or the new *paint* – "you're money ahead when you paint with white lead."

Get it from your local Dutch Boy dealer

2 FORMS (1) Special "EXTERIOR PRIMER" for a First Coat with extra sealing, hiding and covering power. (2) "OUTSIDE WHITE" for Finishing Coat and General Painting.

TODAY . . . More than ever . . . Make Your HOME Last . . .

In these troubled times one thing is sure and certain.

You can't *replace* your home.

So it's up to you to *make it last.*

That calls for *good paint*—and nothing has ever dimmed the weather-fighting record of Pure White Lead.

Many a white-leaded Colonial homestead is still an American landmark . . . painted today with *Dutch Boy,* direct descendent of the white lead that protected it down the years.

And today Dutch Boy adds a new chapter to the historic story of white lead . . .

FREE!

Write for Free, 36-page, Color-Illustrated Booklet! Tells you everything you ought to know about buying a wartime paint job. Address Dept. 464, care of the nearest office listed below:

National Lead Company — New York, Buffalo, Chicago, Cincinnati, Cleveland, St. Louis, San Francisco, Boston (National Boston-Lead Co.), Pittsburgh (National Lead & Oil Co. of Penna.), Philadelphia (John T. Lewis & Bros. Co.).

Sirs: Please send me a free copy of "In Defense of Your Home."

Name.....

A. H. 4-43

Address.....

City..... *State*.....

• A NATIONAL LEAD COMPANY PRODUCT •

The RUG OF THE YEAR Skandia-flax by KLEARFLAX

The rug for you today — Skandia-Flax rugs by Klearflax. No war restricted materials, nor any untried substitutes — just sturdy linen and cotton yarns. Klearflax rugs, famed for 25 years, are at their best this year.

Keep your home front bright and cheery with any of twelve fresh, delightful color blends. Perk-up any room with distinctive patterns and textures.

An important point to remember — the long life of Skandia-Flax rugs has won them places in scores of theater and hotel lobbies. Reversible, too — so double duty, double wear! Mothproof and practically burnproof. Quickly cleaned — no excess nap to retain dirt. Saves time for war activities.

Inspect Skandia-Flax rugs at your favorite store. Note particularly the full range of colors . . . the low price so welcome in tax heavy days. Buy war bonds with your savings. Write for free booklet — KLEARFLAX, 6334 Grand Avenue, Duluth, Minnesota.

OCEAN CORAL

HEMLOCK GREEN



FLAXEN BLUE

MAPLE RUST



KLEARFLAX RUGS FOR EVERY ROOM!

Keeper of the Fire. Just in case you haven't guessed it, the back and seat are upholstered in needlepoint to simulate field stones in a rich, warm brown color.—HOMER HEARTHSTONE, Keeper of the Fire

ARMY WIFE ASKS ADVICE

DEAR AMERICAN HOME:

"Here today and gone tomorrow" might well be the theme song of the army wife. Isn't there something that can be done to help us out with our ever-changing decorating and gardening problems?

When I first came into the army as a bride, the Colonel's wife gave me a piece of advice which I've tried to follow. It ran along these lines: "Never feel that you are only temporarily located; fix up your quarters as though you would be there permanently." For ten years I've worked at it but I feel that there must be some easier way to do it than I have found.

Fifteen houses in ten years have been my lot. Some I've lived in for weeks and one, for three years. We must hold some sort of record, for one morning we moved into a set of quarters at 8 o'clock and at 3 that afternoon were ordered to move out and down the street a block! And the dishes just unpacked!

One thing that helps a great deal, and I believe you will agree with me, is to concentrate on fine china, silver, and linens. Small rugs seem to be the answer to the floor-covering problem, though whatever we buy we are confronted with shopping difficulties, since we are usually miles from a city.

What I really want to know is: Won't you write an article on "Permanent Transients"? Most people can count on a permanent residence some time, but try buying with the thought, "Wonder where we will go from here—Alaska or Puerto Rico, China or California?" and your difficulties really mount up.

"Don't think I am complaining for I'm not. I love it—and the constant challenge of fixing the house so that it looks presentable, adds zest. But I could use pointers on how to decorate with things that "pack flat."—FRANCES U. HAMLETT.

(We think Mrs. Hamlett is expressing the views of many other Service wives in her appeal for help—particularly those who have come into the army recently and perhaps haven't accustomed themselves to the philosophy of ever-imminent moves as have the wives of more seasoned campaigners. No two houses are ever alike, and things which will fit any climate are indeed hard to assemble. We've written her but are sure that many of our readers must have additional suggestions which would make life easier for these women. Charming surroundings help to build morale. What can you suggest?—*Editors*)

THESE STORES have Clark's Washable "Everglaze" Chintz

The 1943 AMERICAN HOME Pattern

In Yard Goods, Draperies, Bed Spreads, Dressing Table Skirts, Etc., Etc.

Akron, O. ..... M. O'Neil Co.
Albany, N. Y. ..... W. M. Whitney & Co.
Altoona, Pa. ..... Wm. F. Gable Co.
Amarillo, Tex. ..... White & Kirk
Asheville, N. C. ..... Ivey's, Inc.
Athens, O. ..... Zerner Stores
Atlanta, Ga. ..... Davison Paxon Co.
Augusta, Ga. ..... Maxwell Bros.
Baltimore, Md. ..... Hutzler Brothers
Bay City, Mich. ..... C. E. Rosenbury & Sons
Beloit, Wis. ..... McNeany's
Boston, Mass. ..... Chandler & Co.
Bridgeport, Conn. ..... Howland Dry Goods Co.
Brooklyn, N. Y. ..... Abraham & Straus
Buffalo, N. Y. ..... J. N. Adam & Co.
Cedar Rapids, Ia. ..... Craemer's
Charleston, W. Va. ..... Woodrum's
Chattanooga, Tenn. ..... Fowler's Inc.
Chicago, Ill. ..... Carson, Pirie Scott & Co.
Chicago Hts., Ill. ..... The Rau Store
Cincinnati, O. ..... John Shillito Co.
Cleveland, O. ..... Sterling-Welch Co.
Columbia, S. C. ..... Dora Gray Studios
Columbus, Ga. ..... J. A. Kirven Co.
Columbus, O. ..... F. & R. Lazarus Co.
Corpus Christi, Tex. ..... Allen Furn. Co.
Delaware, O. ..... Blair-Kelly Co.
Des Moines, Ia. ..... Younker Bros., Inc.
Easton, Pa. ..... Lauback & Sons
El Paso, Tex. ..... The White House
Findlay, O. ..... Findlay P. & G. Co.
Galveston, Tex. ..... Eiband's
Grand Rapids, Mich. ..... Paul Steketee & Sons
Greensboro, N. C. ..... Morrison-Neese Co.
Hartford, Conn. ..... G. Fox & Co.
Houston, Tex. ..... Levy Bros.
Huntington, W. Va. ..... Anderson Newcomb Co.
Indianapolis, Ind. ..... L. S. Ayres & Co., Inc.
Jackson, Miss. ..... R. E. Kennington Co.
Jacksonville, Fla. ..... Cohen Company
Kalamazoo, Mich. ..... Gilmore Bros.
Kansas City, Mo. ..... Robert Keith's
Kingsport, Tenn. ..... W. B. Green Co.
Knoxville, Tenn. ..... Anderson-Dulin-Varnell Co.
La Crosse, Wis. ..... Wm. Doerflinger Co.
Los Angeles, Cal. ..... Barker Bros.
Lubbock, Tex. ..... Stephen's
Macon, Ga. ..... Union Dry Goods Co.
Mankato, Minn. ..... Landkamer Bros.
Marietta, O. ..... Otto Bros.
Massillon, O. ..... The Ideal Co.
McKeesport, Pa. ..... The Golden Rule
Memphis, Tenn. ..... John Gerber Co.
Miami, Fla. ..... Burdine's, Inc.
Milwaukee, Wis. ..... T. A. Chapman Co.
Montgomery, Ala. ..... Montgomery Fair
Muncie, Ind. ..... Ball Stores, Inc.
Nashville, Tenn. ..... Harvey's Inc.
Newark, N. J. ..... L. Bamberger & Co.
New Haven, Conn. ..... Edw. Malley Co.
New Kensington, Pa. ..... Hart's Dept. Store
Newport News, Va. ..... Nachman's
New York, N. Y. ..... R. H. Macy & Co.
Norfolk, Va. ..... Cofer's
Oklahoma City, Okla. ..... John R. Brown Co.
Omaha, Neb. ..... Orchard & Wilhelm Co.
Philadelphia, Pa. ..... Strawbridge & Clothier
Pittsburgh, Pa. ..... Joseph Horne Co.
Portland, Me. ..... Porteous, Mitchell & Braun
Portland, Ore. ..... Meier & Frank
Providence, R. I. ..... The Shepard Co.
Raleigh, N. C. ..... Taylor Furnishing Co.
Richmond, Ind. ..... Geo. H. Knollenberg Co.
Richmond, Va. ..... Miller & Rhoades
Roanoke, Va. ..... S. H. Heironimus Co.
Rochester, N. Y. ..... Sibley, Lindsay & Curr Co.
Saginaw, Mich. ..... A. A. Myers
Salisbury, N. C. ..... Dave Oestreicher
San Francisco, Cal. ..... City of Paris
Scranton, Pa. ..... Mathews Decorating Co.
Seattle, Wash. ..... Frederick & Nelson
Sharon, Pa. ..... J. M. Wilson & Sons
Sioux City, Ia. ..... Davidson Bros. Co.
South Bend, Ind. ..... Robertson Bros., Inc.
Springfield, Ill. ..... John Bressmer Co.
Springfield, Mass. ..... Forbes & Wallace
St. Louis, Mo. ..... Scruggs-Vandervoort-Barney, Inc.
St. Paul, Minn. ..... Schuneman's, Inc.
St. Petersburg, Fla. ..... Myrick-Wilson Company
Stamford, Conn. ..... Four-In-One Shop
Syracuse, N. Y. ..... C. E. Chappell & Sons, Inc.
Toledo, O. ..... LaSalle & Koch Co.
Tulsa, Okla. ..... Brown-Dunkin Co.
Tuscaloosa, Ala. ..... Pizitz Mercantile Co.
Uniontown, Pa. ..... Wright Metzler Co.
Utica, N. Y. ..... Goodman's Home Furnishings, Inc.
Waco, Tex. ..... R. T. Dennis Co.
Washington, D. C. ..... Woodward & Lothrop
Wichita, Kan. ..... Rorabaugh-Buck Dry Goods Co.
Williamsport, Pa. ..... L. L. Stearns & Sons
Worcester, Mass. ..... John C. MacInnes Co.
York, Pa. ..... Runkle Furn. Company
Zanesville, O. ..... H. Weber, Sons & Co.

Morale Builder for the Home Front

THE REFRESHING BEAUTY OF CLARK'S WASHABLE "EVERGLAZE" CHINTZ

AMERICAN WOMEN are eager to shoulder the all-important job of morale building on the home front. Facing the problem squarely, they know that one of the most effective ways of doing this is to make their homes—now the very heart of America's existence—altogether attractive, relaxing and practical. Thousands of alert American women are doing this with Clark's "Everglaze" Chintz, the magic fabric.

Here's why: Clark's "Everglaze" Chintz is refreshingly beautiful and it is practical. Its glaze is lasting. It remains crisp and radiant after repeated washings. It has color fastness, is dust-resistant and it is preshrunk.* It lets you freely indulge your love for nice things that last, and still stay within your 1943 budget. The fact that it can be purchased in made-up articles makes it possible for you to do a complete redecorating job in no time. And, as you can see, you are alluring in a dressing gown of the same pattern.

Representative of Clark's lovely "Everglaze" Chintz patterns is the exciting 1943 "American Home" pattern. It is obtainable at approximately $1 per yard in the blue birds on white, as shown above, and three other color combinations, shown below. Comparably low-priced are the draperies, bedspreads, and dressing table skirts. **CYRUS CLARK CO., INC., 267 Fifth Ave., New York City.**

*Shrinkage no more than 2% under CS 59-41

For 1943 "American Home" Clark's "Everglaze" Chintz—Go to Store in Your Community Listed at Left.

Ultra LUMINALL

Has the magic-like synthetic resin base

Walls and ceiling of Stonehenge Apts., Albany, N. Y., are painted with Ultra Luminall . . . Styled by Dorothy Draper, Inc. . . . . Furnishings by Mayfair, Inc.

Apply Over Wallpaper, Paint, etc.
1 Coat Covers.. Dries in 40 Minutes
Saves Up to 50% on Painting Costs

The NEW WASHABLE Paint Discovery

Ultra Luminall is a beautiful paint for walls and ceilings. Its soft pastel shades are devoid of gloss or sheen. Withstands repeated general washings with soap and water. Spots may be washed off without blemishing paint film.

Ultra Luminall is popularly priced—comes in paste form—when thinned with water, makes about 1½ gallons of usable paint—enough for average room. It covers in one coat—is remarkably easy to apply—hence, big savings in labor and paint. The quick drying and odorless features are conveniences you will like. Use over paint, plaster, wallboard, etc. One coat over wallpaper gives new washable beauty. Sold by an Authorized dealer near you. Recommended by your Master Painter.

For Extra Light-Reflection—Luminall

Luminall (casein base) is the equal of and similar to Ultra Luminall (synthetic resin base), differing only in that it features extra light-reflection instead of extra washability. The lighting efficiency of Luminall is 10-20% greater than most other-type paints. A great decorative and utility wall paint at a very low price.

Paint over wallpaper—it is easier and better than cleaning it. Wash thereafter.

Ultra Luminall withstands repeated general washings with soap and water. Spots wash off perfectly.

FREE! Postcard brings you big deluxe decorators' Color Chart—many suggestions for color schemes by Elizabeth McNeil, Interior Decorator; shows complete selection of Ultra Luminall colors. Simply address National Chemical & Mfg. Co., 3619C S. May St., Chicago.

One coat covers painted surfaces, plaster, wallboard, etc.

Easy to apply with a wide, time-saving brush or paint roller.

Dries in 40 minutes and odorless. Redecorating is done quickly.

The LUMINALL Line of WATERMIXED PASTE PAINTS

WORLD'S LARGEST EXCLUSIVE MANUFACTURERS OF WATERMIXED PASTE PAINTS

Non-Priority Pursuits

The Library of Congress plate, top right, is used for rare books

MY LITTLE collection of 250 bookplates would not compare with collections of thousands, but I do want to recommend a hobby which has given me much pleasure. My husband, Charles Livingston Bull, when a struggling young artist, was a trustee of our home town library in Oradell, New Jersey. At that time he designed a bookplate for it. Twenty-five years later I decided to make a general collection of bookplates for the same library, using his bookplate as a medium of exchange. A plate made so many years before was not very representative of his later work, but I put one in an envelope anyway, with a letter asking the receiver if he would send me one of his. The experiment worked! Emboldened, I wrote to public libraries, college libraries, museums, President Roosevelt, and His Majesty, King George VI of England.

Since the collection was to be presented to a library, I wrote first to librarians, and they responded generously. The Boston Public Library donated fourteen, all different, a plate for each department. Cornell sent nine. My collection grew rapidly in beauty and numbers. A very beautiful one came from the Library of the Metropolitan Museum of Art, New York.

I wanted badly the bookplate of Franklin Delano Roosevelt, but saw no reason why the Chief Executive of the nation would even see my letter. Luckily for me the President had a very nice secretary, for presently the bookplate came and was added to the collection of the Oradell Library. This interesting little plate has an anchor and stars, very suggestive of the President's interest in the navy since he was a young man.

Ilka Chase's Burleycrest, left, pictures her interests plus pooch! Alice Marble's, right, stresses tennis

BRIGHTEN UP YOUR HOME WITH MEYERCORD DECALS



All rooms respond to Decal decorations! Furniture and accessories too!! Decals are inexpensive, easy to apply—washable, durable—simply loads of fun to use!!! Available in smart designs at Paint, Hardware, 5 & 10 and Department Stores.

FREE! Send for illustrated booklet showing where and how to use Decals.

Meyercord Decals

Dept. B 5323 W. LAKE ST., CHICAGO, ILL.

The Dennison Handy Helper says: "MAKE EASTER GAY THIS EASY WAY"

Dennison EASTER EGG DECORATIONS

YOU NEED THESE, TOO!

Transparent Mending Tape • Mailing Labels
Gummed Reinforcements • Index Tabs
Shipping Tags • Crepe Paper • Gummed Labels

DENNISON MFG. CO., Framingham, Mass.

RECORD CABINET ****** *of Exquisite Artistry*

– provides for safe and convenient filing of both ten and twelve inch records. Executed in solid Honduras Mahogany with Swirl Mahogany overlays, inlaid lines and decoration. Top Grain leather on pull-out slide. A classic of design and workmanship.

COLONIAL MANUFACTURING COMPANY
835 Colonial Avenue Zeeland, Michigan





Send for Booklets . . . describing Colonial Heirloom Reproductions and Hall Clocks. Include 10c for mailing.

When I wrote the King of England I don't know what I said—it took so much courage to write in the first place—but he must have sensed my perturbation, for he graciously sent three plates, beautiful beyond description, engraved by Stephen Gooden in 1937.

The time and trouble in my quest has been worth while, both for the contacts I have made and for the untold pleasure it has given me. I can think of no better investment of a little energy than bookplate collecting.—**FANNY BULL.**

BURLEYCRESTS: Making burlesque coats-of-arms—Burleycrests—is productive of pin-money. All you need is the ability to trace simple pictures, a sense of design, and a lively interest in people. Their hobbies, sports. schools, home states will supply the material, and magazine illustrations will furnish the designs.

For example: Mr and Mrs. John Jones like golf, bridge, music; she knits for Britain, he's crazy about chocolate sodas; he's from Ohio, she's from North Carolina. First, I trace a shield on a piece of white construction paper, using a cardboard model from a real coat-of-arms. At the top I put two small heads, with crowns at rakish angles. These form the crest. I divide

the shield into sections and in these draw a hand of bridge, a bar of music, a ball of wool, and a tall glass with two straws. In place of the usual animals rampant, I put two large golf bags leaning against the shield. The buckeye leaves of Ohio and pine branches of North Carolina twine around the whole thing. At the bottom is the name and a humorous Latin phrase.

I use poster paints in dark rich colors with lots of gold and silver. Framed as a coat-of-arms they add a note of hilarity to the library; printed from the original they provide humorous bookplates—a quite different bookplate hobby!

—**JUNE COCHRANE ORTGIES.**

Why

is this the most far-reaching written guarantee of comfort and fuel savings ever offered by any insulation? Why does it assure your complete *satisfaction? Why is it offered only by Balsam-Wool?*

because—Balsam-Wool is *scientifically designed* to save fuel and protect your comfort in *every* way . . . designed to keep out wind . . . to fend off destructive moisture . . . designed to be firmly fastened in place, non-settling, flameproof, lasting in efficiency.

because—the most *complete* tests ever made on any insulation in actual, identical houses, *prove* the substantial fuel savings which Balsam-Wool makes possible . . . prove that Balsam-Wool's thickness is right . . . that it is designed right and applied right.

because—only Balsam-Wool offers the important double air spaces, double fastening, double moisture liners, double sealing, double bonding and double wind barriers.

because—experience in hundreds of thousands of homes throughout the country, under the most severe conditions of climate, proves Balsam-Wool to be a LIFETIME insulation . . . a winner in all the tests of time.

Balsam-Wool Attic Insulation is the SURE way to insulate . . . the guaranteed way to obtain greater satisfaction. Ask your *lumber dealer* about the speed and simplicity of installation. Mail coupon for information.

NEW DOUBLE VALUE

BALSAM-WOOL

SEALED INSULATION

WOOD CONVERSION COMPANY
Dept. 114-4, First National Bank Bldg.
St. Paul, Minnesota

Gentlemen: I want to know more about Balsam-Wool Double-Value Attic Insulation.

To assist us in giving you special information, please check: I am a home owner ☐ renter ☐ architect ☐ student ☐ contractor ☐

Name.....

Address.....

City..... *State*.....

Our Dream What Size

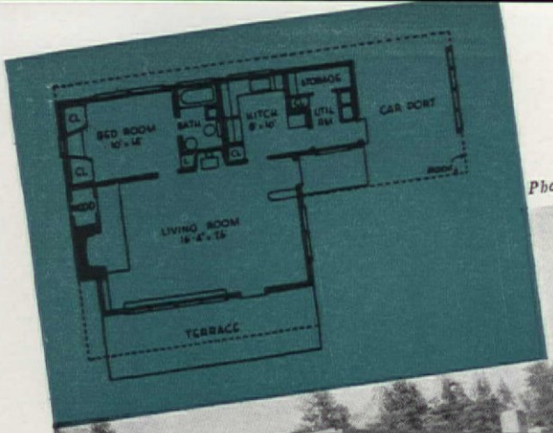

Photographs, Erven Jourdan



Thoroughly modern are these horizontal roof lines

The well-lighted living room

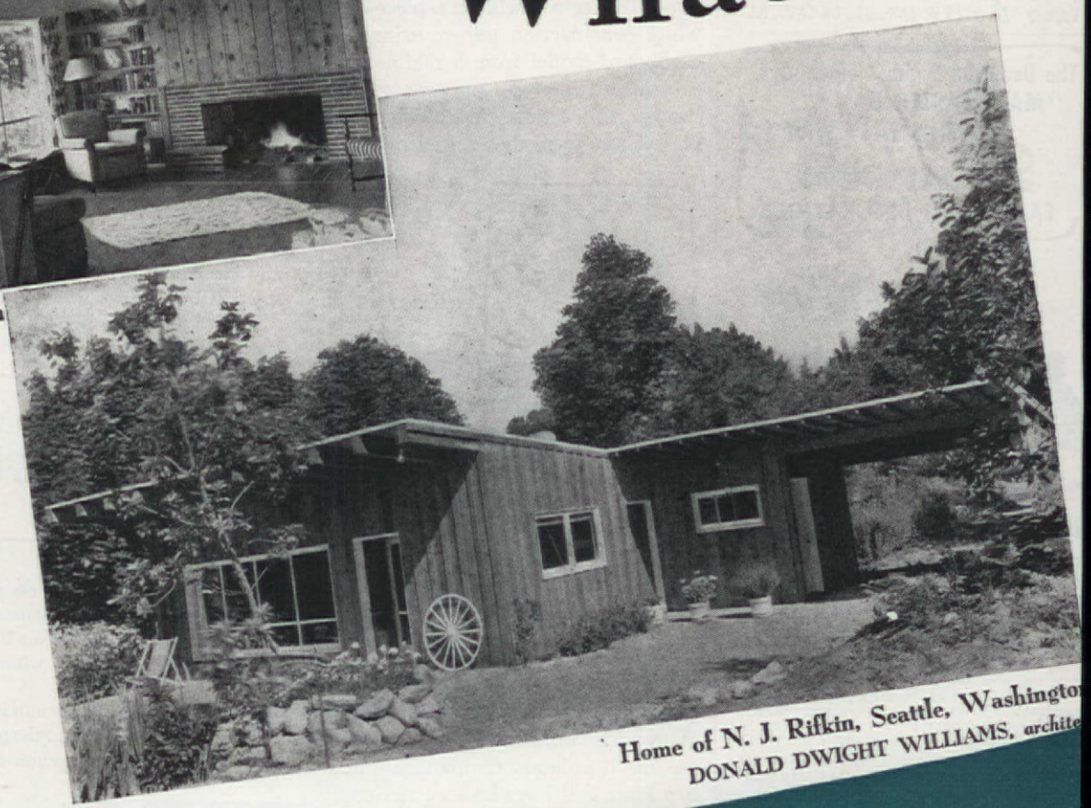

Home of N. J. Rifkin, Seattle, Washington
DONALD DWIGHT WILLIAMS, architect

IF IT'S a tiny house you want, look closely. Here's a house, compact as a nutshell, and it has just about everything. Completely lacking in pretense, its natural wood finish is worn with an undeniably modern air. Of course, gleaming white trim helps give just the right sparkle to the exterior. And gaze well at the car-port. Not much imagination needed here to transform that feature into an ample covered porch. 'Tis true that good things often come in little packages! Study well proof of this axiom.

"Musts" for your Dream House

MOVABLE PARTITIONS

add flexibility to plan—change room sizes when desired



BRIGHTER ROOMS

larger glass areas plus modern lighting do this trick

House Will It Be?

FOR those who have their hearts set on a middle-sized house, we present this simple yet dignified one on the outskirts of Louisville, Kentucky.

Reminiscent of old Williamsburg, here's a house which blends naturally into its woodland setting, bringing to mind the gracious living of another day. After V-Day many of us will carry on this great tradition. For these, this house presents a perfect background for that new, exciting life ahead.

The gambrel roof lines, generous chimneys, bead-edged siding, and unadorned entrance are in the best Southern tradition. Simple and unobtrusive dormers snuggle comfortably against the generous roof. The low lines of the kitchen and garage wings add greatly to the general air of informality and well being.

Its mantels, ash floors, and cherry stairway have been taken from early Kentucky homes. The living-room walls are an elusive shade of gray-pink, while the wainscot in the dining room was painted "Raleigh Tavern Green," with dead-white plaster walls. Throughout we have a house of charm, one which carries on a precious native heritage.

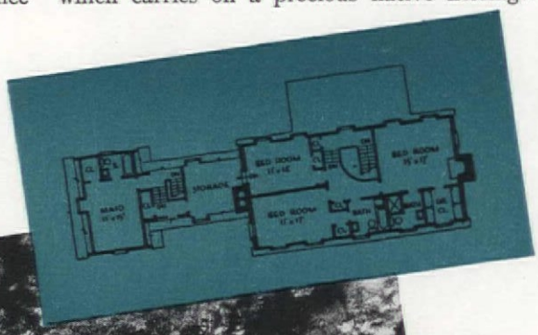



N. Barnett Jones house, Louisville, Kentucky
WISCHMEYER, ARROWSMITH, and ELSWICK, architects

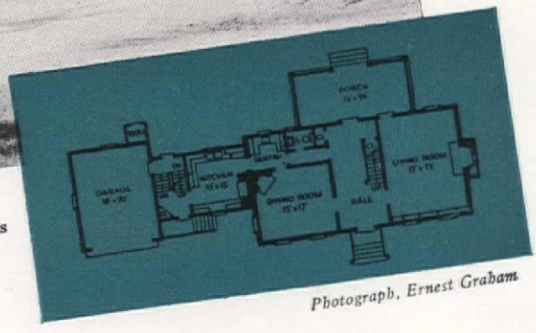

Photograph, Ernest Graham

INSULATION

saves on fuel consumption—insures maximum comfort

HEATING UNITS

are small, clean and glamorous—need not be hidden in cellar

STOCK DETAILS

are well built, authentic in design—real money-savers

Be it small or large, a man's home should be, above all things, uniquely his own—a shelter from the elements, a refuge from the world's cares, and a hearth where family and friends can gather to laugh and talk without fear. Let it continue to be so

The home of Mr. and Mrs. Gordon MacKenzie, Madison, Wisconsin

WILLIAM KAESER, *architect*

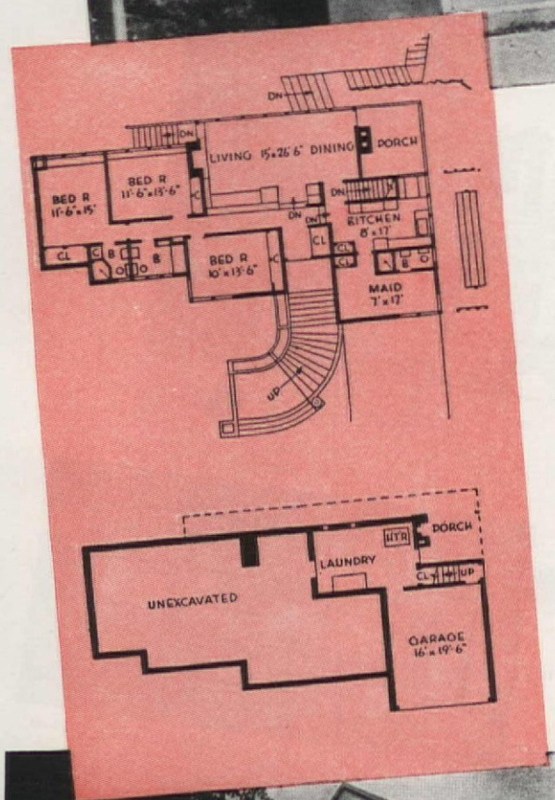

We Want Our House Yet

IF THE house you want must be as modern as tomorrow's headlines, as spacious as all outdoors, yet have the compactness of a jigsaw puzzle—here's the answer. William Kaeser, the architect, by taking full advantage of a most uneven lot, has produced a perfect example of straightforward, economical planning. Excavation was practically eliminated.

The construction is cement stucco on wood frame with solid posts between windows into which fixed glass was rabeted. The movable sash is of steel. Natural cypress, oiled, was used inside and out. With an eye to upkeep, wood trim was omitted from doors and windows. The cei ing in the living room was also built cypress. The interior walls throughout a of sand-finished plaster with pale yello integral coloring.

A glance at the plan shows that ever available square inch of floor space ha been fully utilized. The bedrooms, whil not overlarge, serve the purpose splendidl thanks to built-in furniture. And sake alive, just look at those closets! Notic also, the clever use of low cases betwee the living-dining room and the passage t bedrooms. The rear wall, built of glas overlooks a ravine.—ETHEL McCALL HEA

Photographs, Fritz Kaeser 2nd







Photograph, R. C. Rose and Son

Spacious Compact

TAKE one low-eaved Colonial house with dormers—place well on a lot rich with beech and maple trees—and lo, what an eye-filling picture you have! For instance, this low, well-proportioned Colonial house in Princeton, New Jersey, built by a University professor and his family as an escape from rented houses, is as much a part of the typical American college town as a rousing football cheer. Placed on its lot so that not one ounce of good winter sun would be wasted, its windows located to capture the greatest amount of beauty in the surrounding countryside, the appeal of this house cannot be denied. There's a difference, too, about the traditional plan. An ample living room with its sizeable bay window takes full advantage of the garden in the rear. Of course, as in every well-regulated professor's house, there must be a study. Each room is well located and lighted, and boasts adequate cross ventilation.

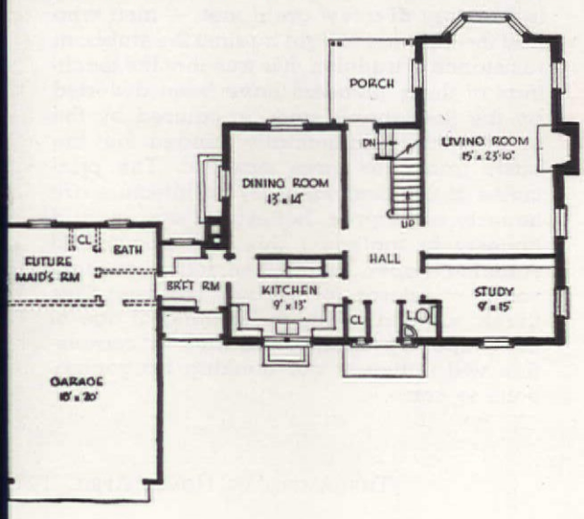

Standard Sizes you should know!

THEY OFTEN DETERMINE ROOM SIZES

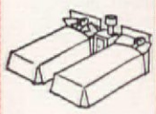

BEDS

Twin sizes
3'8" x 6'6"
Double
4'10" x 6'6"

KITCHEN COUNTER TOPS

Width
2'0"
Height
3'0"

BATHTUBS

Small
2'6" x 5'0"
Medium
2'6" x 5'6"

SHOWERS

Average
3'0" x 3'0"

BOOKCASES

Width
8" or 9"

FIREPLACES

Average
3'0" wide
2'6" high
Large
4'0" wide
2'8" high

CLOSET DEPTHS

Minimum 1'10"
Average 2'0"

DINING ALCOVE
(4 Persons)

4'0" deep
5'6" or 6'0" wide

The home of Mr. and Mrs. W. S. Howell, Princeton, New Jersey

GEORGE B. COOMBE, *architect*

CLIFFORD D. QUICK, *associate*

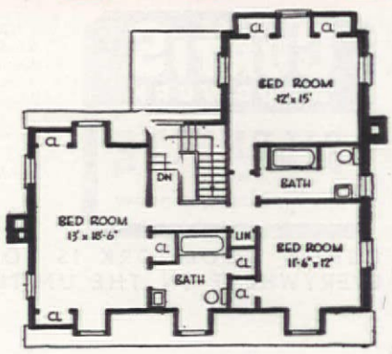

Start Saving Window IDEAS for Your Post-War Home!

You'll want better, more beautiful and more convenient windows in that post-war home you're planning to build or remodel! So here are a few vital window questions and answers to keep in your home idea file.

Q *What makes a window rattle?*

A The cause is usually an improper fit between stationary and moving parts. To avoid such trouble, windows should be precisely machine-fit and factory-made. And, of course, weights and pulleys—with their trials and tribulations—are decidedly old-fashioned and quite unnecessary.

Q *How can windows be made weather-tight?*

A For maximum weather-tightness, it is better to obtain windows which have been scientifically weather-stripped at the factory, and which are proved by test and usage to be most efficient. Such windows will keep out not only cold, but also smoke and dirt.

Q *Should my windows be made of wood?*

A Scientific research has shown that wood is the best non-conductor of heat and cold. Wood, particularly Ponderosa Pine, is also desirable because of its durability, workability, adaptability to paint, and reasonable cost.



Q *How can I save money in buying windows?*

A Plan your home for stock size windows. You can get them in many styles and in dozens of sizes. You can have bays, dormers, picture windows; or two, three, four, or more, sash grouped together and still use stock sizes. Avoid costly special sizes.

Q *How Can I Increase Window Beauty?*

A First, choose windows that are truly modern in appearance—windows with the slim, "streamlined" construction that adds so much to the exterior and interior beauty of your home. Increase window charm, too, by using stock-size windows in groups, as shown above.

Q *Should storm sash be used on all windows?*

A In many parts of the country, storm sash are a necessity. Don't make the mistake of having only a partial installation—thus failing to take full advantage of fuel savings. Have a storm sash for every opening.

All the important information you should have about windows, before you build or modernize, is contained in the Curtis Silentite Window Book—an "idea" book you should have. Mail the coupon for your free copy!

1865 CURTIS WOODWORK
SILENTITE PRE-FIT
the "Insulated" window

CURTIS COMPANIES SERVICE BUREAU
226 Curtis Building, Clinton, Iowa
Gentlemen: Please send me your free book on Curtis Silentite Windows for new and modernized homes.

Name.....

Address.....

City.....*State*.....

CURTIS WOODWORK IS SOLD BY RELIABLE DEALERS EVERYWHERE IN THE UNITED STATES AND CANADA

BUY YOUR BUILDING SITE NOW!



advises

CYRUS CRANE WILLMORE, President

National Association of Real Estate Boards

Home building is very largely at a standstill. The president of one of the Federal Reserve Banks said recently that the greatest boom in all history would take place following the war and that there would need to be built not less than 900,000 living units annually for ten years. Where will these units be built? The number of well-improved home sites is small compared to the number available ten years ago. However, it is still possible to buy home sites with the cheaper dollar for less than it cost to produce them. Certainly there has never been a better time to buy a home site and pay for it out of earnings than right now.

AMERICAN HOMES HAVE A NEW DESTINY

says

T. H. ROBSJOHN-GIBBINGS

Noted Designer

Fortunately there are indications of a new and contemporary architecture. Its teaching is the story of a few great men — men who had the courage to fight against the stubborn resistance of tradition. It is true that the teachings of these pioneers have been distorted by the fashionable and caricatured by the greed of the commercially minded, but the basic principles have survived. The principles of this contemporary architecture are honesty of purpose, honesty of design, and honesty in material. This war has forced America to spend two billion dollars on thousands of houses for defense workers. This titanic undertaking is the coming of age of contemporary architecture and its completion will influence our thinking for generations to come.

Our House must be a rambling one!

Entrance court and garage



Photographs, Roger Sturtevant

Living-room wing and garden

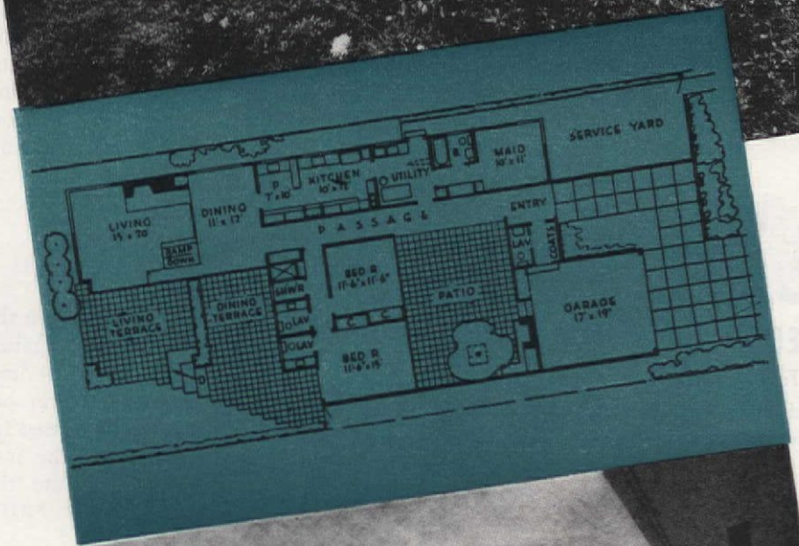

The terrace offers a glorious view

YOU'D like the Charles W. Miers of Berkeley, California. You'd admire, too, the spirit which prompted their building a house on the slopes of Grizzly Peak. The Miers are both over seventy years old and several years ago celebrated their golden wedding anniversary. This is the seventh house they have built, and both heartily agree that it certainly tops all the others. Old folks at home, my eye!

To most people three score and ten means old age. They cling stubbornly to old possessions and habits. Fortunately, there are some who continuously adapt themselves to new things and habits, using past failures or successes as a guide in a fast-changing world. At the same time they are able, without conflict, to keep everything tried and true from philosophical tenets to little cherished possessions. Such people are Mr. and Mrs. Charles Miers—you'd like them for friends!

When they first approached F. J. McCarthy, who designed the house, they knew definitely what they wanted. Nothing but the best in contemporary design and planning would satisfy.

The home of Mr. and Mrs. Charles W. Miers, Berkeley, California

F. J. McCARTHY, *designer*

Buy War Bonds for:

A VICTORIOUS PEACE

A CONCRETE HOME OF YOUR OWN

The War Bonds you buy now will help bring peace. The savings they represent will help you build a concrete home of your own—a home with all the charm, security and lasting comfort you now look forward to.

Concrete homes have long life, low upkeep, safety from fire and storm hazards. Concrete is adaptable to any architectural style. Plan now for your concrete home—a home with the lowest annual cost.

Consult a Concrete Products Manufacturer or a Concrete Contractor

They will give you information you need, and suggest architects familiar with concrete design. You can start to plan now and be ready to build as soon as restrictions are lifted.

PORTLAND CEMENT ASSOCIATION, Dept. 4-5, 33 W. Grand Ave., Chicago, Ill.

New! SCRAPBOOK

FOR HOME PLANNERS

It's a Beauty . . . Handy Too!

Helps you collect, plan and organize all of your new home ideas

It's really a BEAUTY . . . this special Home Planner's Scrapbook. Good looking Moroccan Brown Leatherette Cover, with harmonizing ivory plastic binding. YOUR OWN NAME PRINTED IN GOLD INK right on the cover. Twenty-four roomy pages 10 x 13 inches in size (plus cover pages) . . . soft buff colored paper ideal for mounting clippings. Printed in rich brown ink with attractive sketches throughout. Six big roomy envelopes to hold lots of booklets and folders.

IF YOU ARE COLLECTING IDEAS for your new home, you'll certainly want this NEW Home Planner's Scrapbook. Published by the Andersen Corporation, makers of Andersen Lifetime Wood Window Units, as a service to people who are planning to build a new home. Does not contain any advertising. It is a book you will be proud to own, and show to your friends. The New Home Planner's Scrapbook is sold at *actual cost* on a *money back guarantee.* Order your copy today.

12 Special Sections for

HOUSES & HOUSE PLANS • KITCHEN IDEAS • BATHROOM IDEAS • IDEAS FOR OUTDOOR LIVING • RECREATION ROOM IDEAS • IDEAS FOR BUILT-INS • PLUS SECTIONS FOR EVERY OTHER ROOM IN THE HOME.

SEND NOW! FOR YOUR COPY - ONLY 50c POSTPAID

Andersen Corporation, Dept. AH43
Bayport, Minnesota

I enclose 50c (coin or stamps) for your Home Planner's Scrapbook. Also send without extra cost your new booklet "Window Beauty Ideas".

Name.....
(Print your name as you want it on your scrapbook)

Address.....

City.....State.....

"We're old enough now not to care what our friends think. We want a house easy to maintain, open and light, in which to spend long, comfortable days." Mrs. Miers even suggested sliding glass panels. Modern-minded, these Miers, and full of young ideas!

The view, which included a vast panorama of San Francisco Bay, was at the back of the lot, so the house was designed long and narrow to take advantage of it. Except for one break, everything was placed on one level. A natural change in grades was used to separate living and dining areas. This difference was taken up by a ramp. For privacy, the street front is devoid of windows. The driveway doubles as a walk to the lattice entrance court, and to minimize garden space, the house was deliberately designed to cover practically all of the ample lot.

The plan is a rambling one, taking full possession of the lot. Outdoor living proved a major factor in its conception, every master room opening out upon a patio or terrace. The garage is conveniently located, being easily accessible to the main entrance; in this way no braving of stormy weather is ever necessary when using the family car. The exterior walls are of stucco over frame construction; except for the teakwood panelling in the living room, all interior partitions have been plaster finished. Window sash throughout the house is of steel; large glass areas allow full advantage to be taken of the surrounding beautiful countryside. Except in the living room, which is carpeted, all floors are of linoleum. Roof shingles are red cedar.

Both master bedrooms, as well as the entrance hall, open onto a central court by floor-to-ceiling sliding glass panels. The court, completely walled by the house, has a barbecue for outdoor cooking and is directly across the entrance hall from the kitchen. An interesting feature is the individual dressing room for each master bedroom with toilet and built-in washtand-dressing table. A combination bath and shower room serves both bedrooms nicely.

Teakwood paneling in the living room comes, of all places, from the old ferry boats discarded after the opening of the new San Francisco Bridge. At first the Miers worried about their furniture. Not that they didn't have any—they had too much, and all Victorian. However, they found, to their delight, that the heavy Victorian pieces looked well against the sliding glass panels. For the living room they bought modern furniture.

The kitchen is a wonder. Nothing is done on a small scale by these Miers. Two sinks, sixty-four drawers, cabinets with sliding doors and a small-sized "hotel" electric mixer only begin to tell the story of this cook's dreamland.

This is typical of the modern-minded Miers—there is nothing old-fashioned about these two!

ANTIQUE becomes Modern when the old fluting iron is propped against a row of books. A book-end de luxe and quite appropriate, whatever period your room may be decorated in. Note the two-fold purpose the iron serves with cigarettes laid into the corrugated ridges.—WENDELL SMITH

INTRODUCING

A New Discovery in Paint:

SPRED – a Development from Soy Bean Research!

SPRED is an entirely new kind of paint formula—the result of four years of intensive development in the famous TIME-TESTED Laboratories. It is a rich, creamy paste with an alpha-protein base, made from soy beans. When mixed with water it produces a durable, washable paint.

Splendid Results without Painting Experience! If your painter has gone to war, you can apply SPRED yourself and get beautiful, colorful effects.

Easily, Quickly Applied. SPRED is smooth-flowing, fast-leveling—leaves no brushmarks. There's none of the "mess" of ordinary painting. And once applied, mars and scratches can be painted out.

Covers with One Coat. SPRED possesses remarkable "hiding" qualities. One coat is usually enough over wallpaper, plaster, woodwork, wallboard, and in most cases even over brick, tile and concrete.

Dries in ½ Hour — No "After" Odor SPRED dries faster. Thirty minutes after the last brush-stroke, rooms can be occupied. No airing is necessary—because SPRED leaves no paint odor.

Truly Washable. Unlike many "water paints" SPRED is durable! Simply wipe with a damp cloth or use soap and water and a SPRED finish looks like new again. It will withstand repeated washing because of its tough alpha-protein base. And its smoother surface does not catch dust and dirt—stays clean longer.

Economical to Use. A gallon of SPRED mixed with a half gallon of water makes enough paint for an average-size room. SPRED costs only—

$2.98 A GALLON

Slightly higher in Rocky Mountain area

SPRED is now on demonstration by dealers handling these paints } Glidden • Heath & Milligan • Adams & Elting • Climatic • Campbell • T. L. Blood • Royal • Forest City • Billings-Chapin

SPRED and "COLOR FOR AMERICA" assure you a beautiful decorating job!

If you want to see how SPRED will look in your own home, ask your TIME-TESTED dealer to show you his "Color for America" Book. It contains many pages showing rooms in all types of homes decorated in SPRED's wide range of color harmonies. You'll find your own type of home in it. You can instantly select color schemes to suit your tastes and to match your home furnishings. Your TIME-TESTED paint dealer will be glad to loan you a copy of "Color for America" to take home. Use its hundreds of authentic suggestions for making your home a more pleasant haven during these days of war.

There are some things
money can't buy

but you can still buy
beauty in Bigelow Rugs

Homes should be attractive now

A new Bigelow Beauvais rug
(Made in U. S. A.)
will bring charm to yours



Blankets and duck for the armed forces, yes, but we're still making some rugs for you. If you need a rug now, you should buy one that will last. Beauvais is a close-woven, long-wearing grade. See the other Bigelow grades, too, at your dealers soon.

Care for your rugs

Now you can dry clean your rugs at home with Powder-ene. No liquid. No soap. No suds. It's easy, economical, and absolutely safe. For FREE booklet on rug care, write Bigelow Weavers, Dept. 43-A, 140 Madison Ave., New York City.

Makers of fine rugs and carpets since 1825

Copr. 1943, Bigelow-Sanford Carpet Co., Inc.

FIRST... BUY A WAR BOND

Two women made a 50′ x 76′ food garden for $20. It yielded — well, read the story!

Challenge

ELISE BEAUCHAMP

THE PAST year has been filled with challenge. Production of armaments for our armed forces has raced against time, strikes, and our Allies' needs. The housewife has raced—and is racing—frantically, if ineffectually, against the rising cost of living. Five million young men began racing against a tendency toward easy living and a pitiful lack of training to arm and prepare themselves for the defense of our land and its ideals. By and large America has raced out to meet the challenge, has snatched up the gauntlet, lowered her lance and gone forth to battle.

In our own quiet way, Judy, my neighbor and close friend, and I have also lifted up the gage of battle. One cold January day we began to plan a small garden for our summer's needs in compliance with the government request that every family grow as much as it can. As I live in a small apartment, Judy offered the back fifty feet of her deep lot. We worked out a most satisfactory arrangement for sharing seeds, work, expenses, and, later on, the harvest. Each has a family of three, so we could halve the produce equally. When, during the season, I inherited the use of a 10 x 80 ft. strip in my landlady's garden, I added its six rows to the general project and Judy labored with me in its preparation.

From the first it was up to us two women. Judy's husband is far from young, and, though he has been a peach, the aid he could give was naturally limited. As for me, I am a widow with a small, active firebrand of three, named Jon, and an elderly mother to support. We undertook the work knowing that it was our job, and no howling for help when the going became tough —as it did! We had a drought summer here in Tennessee, whatever happened elsewhere. I heard rumors of Texas floods, and snow in the Dakotas, but here the dust lay thick on every leaf, the corn stood parched and yellow in the fields, and the insect life thrived

merrily on the bean vines, even though they hung crisp and brown upon their strings. The long way from those first January fireside plans was strewn with backaches, windburn, cuts, bruises, calloused hands, tired eyes and feet. But here was wonder and glory, too.

Real gardening was a new world for both of us. Oh, we had dabbled with a few tomatoes, a row or two of beans and corn, even gladiolus in quantity. I used to fancy that I should like to make my living growing glads. But Destiny had quite other uses for me, and my bulbs are scattered to the four winds, waiting to be reclaimed from kind friends who promised stock for a "start" whenever I might want it. There is something about rolling up one's sleeves and getting down to actual work in a garden. Never to be forgotten are those first tentative half-hours in the raw early-spring wind when the ground was raked off and broken; the sorry look it wore, full of uncompromising matter, hard clods, all grasses, tin cans, rocks; the excited conference when we decided that we could afford to have a harkey with a mule and plow do

our scantily-kept garden book. Twenty quarts of whole kernels went on our winter insurance shelf, with two 50-ft. rows still to be heard from. In our independence Judy and I made several discoveries between us. At the planting end I am the one who rushes ahead and tries new things, while she is the Empress of the Kettle Department. Though she did her full share of the outside work, the kitchen end was hers by right of eminent domain; I just followed along while she did miracles with our ninety-seven-cent canner. Gleefully waving a government canning and preserving bulletin over my head, I kept count of the trophies in glass as they mounted on the shelves. And here let me pay sincere tribute to that bulletin. Without it we tremble and are afraid; with it—bring on your produce!

There were, for instance, highly spiced peach conserves made of half-blighted fruit from an abandoned tree, to Judy's credit. To mine were edible soy beans and transplanted corn. And have *you* ever had the thinnings from your corn rows live and produce, too?

In this section the tomato crop

to America!

There could be no better brief for America than this unfinished adventure of two women and the challenge they accepted in January and have not thrown down

he heavy breaking. The plot had been neglected for a long time and we found it rich with weeds that had lived, died, and gone back into the soil for generations.

The work began; and in time the weeds disappeared, and rows, more or less orderly, came into being. Sore muscles eased and strengthened; appetites picked up charmingly; fresh color and clearness came to our complexions and brightness to our eyes. And then, one day the beets were up! And adventure—that is, the garden—had begun. The first corn of that garden broke ground, grew, was harvested, and was succeeded by a second planting, a third, a fourth and even a fifth before the fall crops were harvested. The first corn (Sweet Sugar) was poor and the sowing of field corn ripened in the worst of the drought and hardened too quickly. But three plantings of Top Cross Golden Bantam were wonderful; from two of them 42 full, rich, golden ears, sweet, yellow and mild, were noted in

is one of the largest and best. We bought two nickel packets of seed, New Stone and Marglobe, both wilt-resistant, and we planted them in boxes indoors early in the spring. One somehow was left outside and froze. The rest thrived and we soon had a forest of seedlings—until, suddenly, one whole box turned brown and died. The tags having been lost, we don't know which kind they were. The rest boomed, however, and after setting out 85 at Judy's and 25 at my place, and giving away dozens, we even surreptitiously threw some away.

Our crop started coming early in July and during that first month we gathered 237¼ pounds, canned 68 quarts, ate them twice daily in both households, gave away some

Feeling fagged . . . and who doesn't at the end of a hectic wartime day? Then, here's a tip. Let a warm bath banish weariness.

Relax in the tub for just a few minutes and before you know it, you'll find yourself singing away the cares of the day! Then, follow through with a rubdown with a big, quick-drying bath towel like Martex.



Thrift Note ...

Buy prudently today. You can't afford to be wasteful now—remember that when you buy bath towels. Poorly made, flimsy towels are wasteful—wasteful of your money because they will neither serve you well nor last you long—wasteful of the country's raw materials, manufacturing capacity and available man hours, because they just will not fulfill the proper function of a bath towel which is to dry quickly and thoroughly and to last a reasonable length of time.

The few cents more that you spend for Martex quality comes right back to you with interest in the form of long and satisfactory service. Prices—59c to $2.79 at department stores and linen shops.

Wellington Sears Company, 65 Worth Street, New York, N. Y.

Stores may not have these patterns because of wartime shortages—but all Martex patterns are made with the long-life plied yarn underweave. We do not sell by mail.

Martex

BATH TOWELS • DISH TOWELS • CHENILLE MATS

fifty pounds and sold an equal quantity. Meanwhile we set twenty suckers for fall green tomatoes which began to ripen in August. There were failures, of course. If you know that you have to strip the leaves from Brussels sprouts, we didn't—then. Yet we gathered about 8 pounds, and canned a quart for our Christmas dinner, which, at 35 cents a pound in the market, wasn't bad.

Early in August we ate our first soy beans, and take it from me, they are delicious, besides having eye appeal, for they cook a luscious green. We cooked our first picking like butter beans only twice as long, and served them with butter. Jon, who is never more than two inches from my heels and who claims to have done all the garden work singlehanded, called them "vistamin p'ants" and ate six helpings. The next time we cooked them with salt meat, like pole beans, and again they took bows at both tables. Their two drawbacks are that the pods are tough so shelling takes quite a bit work; and they are great camou flage artists, for when you gath them you have to feel each po to be sure the beans inside are b enough. Apparently the pod mak a place for the seed and then dar it to grow up and fill it. To offs that, we made the rows, sowed t seed, gave them a casual thinni and forgot them until harvest tim They shell out about two and half pounds to six in the shell; b

Challenge-to-America Garden —as of November 1

Ground used..... 1 strip 10′ x 80′ old, worn-down land
1 plot 50′ x 60′ new land
Outside help ..... Plowing and harrowing by man and mule in March
Cash expenditure.... $20.66 (see details on page 69)
Cash return ..... $26.00 for produce sold August and September
Other results summarized:
28 kinds of garden produce in bearing between April 15 and Nov. 1
Total yield, 1541½ pounds of vegetables (actually weighed) plus 300 beets, 40 bunches of carrots, 15 cantaloupes and approximately 365 ears of corn.
No record of first crop radishes, lettuce and onions. Also winter onions in but not ready to use on Nov. 1.

Variety	Bearing dates	Yield
Beans *Kentucky Wonder	June 16—Aug. 4	66 lbs.
	Oct. 7—Oct. 22	
Plentiful (Bush)	May 28—June 21	21 lbs.
Tennessee Green (Bush)	July 9—22	58½ lbs.
Beets	April 30—July 1	300 (about)
Bell peppers	Aug. 1—Nov. 1	16¼ lbs.
Brussels sprouts	July	8 lbs.
Cabbage*	May 8—June 6th	50 lbs.
Carrots*	May 30—July 1st	40 bunches
Cantaloupe	July 15—30	15
Corn*	July 3—Aug. 28	365 ears
Collards	Sept. 3—Nov. 1st	38½ lbs.
Cucumbers	July 22—Aug. 5	6¾ lbs.
Eggplant*	July 22—Nov. 1	110¼ lbs.
Hot peppers	Sept. 4—Nov. 1	5½ lbs.
Kale	Sept. 28—Nov 1	26¼ lbs.
Limas*	June 20—Nov. 1	302½ lbs. (in shell)
Mustard	Sept. 28—Nov. 1	43 lbs.
Okra*	July 18—Nov. 1	73¼ lbs.
Peas, Six Weeks	Aug. 15—Oct. 1	23¾ lbs.
Radishes, winter	Oct. 4—Nov. 1	10½ lbs.
Rape	Oct. 5—31	26 lbs.
Soy beans*	Aug. 15—Oct. 4	30¼ lbs. (shelled)
Swiss chard	July 30—Aug. 29	
	Oct. 14—Nov. 1	9¾ lbs.
Tomatoes	July 5—Nov. 1	531½ lbs.
Turnip Greens	April—May	20 lbs.
	Sept. 15—Nov. 1st	47½ lbs.
Yellow squash	May 28—June 23	10
	Total	1541½ lbs.

* Indicates both gardens contributed
Of the crops above listed, 205 lbs. including beans, tomatoes, corn, limas, okra, eggplant, cabbage, soy beans, collards, turnip, mustard, rape, kale and radish were distributed through a social service worker friend to people who could not have gardens of their own.

Now You Can Make OLD BRUSHES LIKE NEW

Cabot's Brush Cleaner Cleans them Right Down to the "Heel"...

• Take any paint brush—as hard as concrete and years old. Soak it in Cabot's amazing new brush cleaner. Then rinse in water. You'll see every bit of paint soften up and flow away. And, unlike caustic cleaners, it leaves the bristles lustrous, soft, flexible—*as good as new.*

It's the only cleaner that's kind to bristle and setting. It's *ideal for home use* because residue will *not* clog drain or cling to sink. Good bristle brushes are precious. Preserve those you have.

Try it! Ask for some today at your nearest paint or hardware dealer, or send 25¢, to cover mailing—packing charges, for 4 oz. bottle Samuel Cabot, Inc., 1202 Oliver Bldg., Boston, Mass.

SAVE YOUR BRUSHES WITH

CABOT'S BRUSH CLEANER

AND WHEN YOU PAINT USE

Cabot's DOUBLE-WHITE *and* Gloss Collopakes

will be *air-minded* too!

The surge of pure sweet air through every room in your post-war home will be as much a built-in feature as the walls themselves. Winter or summer, air-moving ventilation will be independent of draft-making windows. Cooking fumes will be whisked outside almost before they leave the skillet.

This is no theory or fond hope. As surely as your War Bond purchases bring peace nearer each day, they will also buy for you this home of tomorrow.

V LINE

For an air-minded nation V-Line Ventilation

VICTOR ELECTRIC PRODUCTS, Inc.
3050 Robertson Rd. Cincinnati, Ohio

a half-pound shelled makes an adequate amount for three people.

I NEVER was very squeamish about bugs, but Judy squealed and had to have something to mash them with. When spring and the Mexican bean beetles marched in on us I even threw my gloves away and went to work with thumb and forefinger. And at last even Judy did, too—until one day a supposed bean plant complete with beetle turned into a grass snake complete with temper just after she grabbed it! Bean beetles *are* nasty creatures. They lay clusters of bright yellow eggs, which hatch out sulphur yellow, disgustingly-soft things with white heads. These later acquire soft pale shells with light spots, which in time become hard brown shells with black spots. At any stage I squish them, for arsenates they throve on and Paris green and lime didn't make them turn a whisker. The hot, dry summer bred them by the millions; our own bean rows had leaves like lace, but it didn't seem to interfere with their bearing. One day we gathered 26 pounds of beans from three fifty-foot rows of limas. And for weeks we ate and canned and gave them away.

Swiss chard is a lovely, mysterious producer. You cut it, and it comes back again and again with little attention. You cook it, and it has a rich of-the-earth flavor that reminds you of spinach without sand or stringiness. We planted only a wee row, which gave us a scant ten plants. They suffered from traffic and poor location, yet gave each of us several dinners.

One cold day in February when the little gods who enjoy such things turned me loose in a seed store with a free dollar, I saw my first Florida Speckled limas. Ten cents brought a quarter-pound of the gorgeous, large things, creamy white veined with royal purple; I know Jack's magic beans looked like them. Planted late in April (the clerk having warned against planting them too soon), they were three feet high in May. Early in June, when they made seven feet, Frank, Judy's husband, put up a nine-foot trellis and dared them. By August they had topped it and were going down the other side. It was cool and shady underneath and the vines were fairly free of the obnoxious beetle, but I don't think that we harvested enough to justify planting them another year.

One long, hot August weekend our two houses were filled with the rich, sweet fragrance of peaches. My grocer has a kind heart, and late that Saturday afternoon when

"FIX IT UP, SON!

...Your Uncle Wants the Home Front Snug and Dry"

YOU: "Really? Why I heard building was taboo, Uncle! You mean to say it's all right to fix up my roof!"

UNCLE: "Absolutely! *New* building is 'taboo'—but *needed* home repairs are okay! Last thing we want is a sick list! We need you, and all your family, hale and hearty!"

YOU: "But I thought you needed all the building materials you could get for the War! I don't want to handicap our soldiers and sailors, Uncle!"

UNCLE: "That's the spirit, Son! They don't want *you* handicapped either. They can't win unless you're well—backin' 'em up—and on your job *every* day and hour!"

YOU: "Okay!... but I'm doin' more than work! The wife, and kids, and I buy War Bonds every payday. Saved more money than ever before. And when it's all over—we'll be sittin' pretty!—with Bonds in the Bank and America going places!"

First Line of Defense for America's Home Front!

Don't let your home run down! Now, more than ever, it is important to protect your property—keep your home in good repair! Certain-teed Asphalt Shingles and Certain-teed Bestwall Gypsum Board *are* available.

Send today for helpful information on how to keep up *your* Home Front!... what you can do, how to do it. Write to Certain-teed Products Corporation, Dept. A-1, 120 S. LaSalle St., Chicago, Ill.

Certain-teed

BUILDING PRODUCTS

Dream it now—build it THEN

by don herold

They can't put you in jail for dreaming.

There are no scarcities of "the stuff dreams are made of."

Maybe you can't build your home until the war is over, but half the fun of building any house, anyway, is in the 'way-in-advance planning.

This preliminary dreaming pays, too. Muse now on your room arrangement, woodwork, floors, pine paneling, color schemes, etc.

And don't fail to learn something of the smooth, beautiful way Arkansas Soft Pine interior trim takes paint and enamel—thanks to its physical make-up. And consider Arkansas Soft Pine Paneling for *some* of your rooms.

Arkansas Soft Pine has a dream book you ought to have now to guide your blissful wishing—good information on woodwork, decoration and sound construction—and 15 inspired and inspiring small home plans by clever architects. Only 25¢.

MAIL COUPON NOW

ARKANSAS SOFT PINE BUREAU
443 Boyle Building, Little Rock, Arkansas
Enclosed find 25¢ for your plan book.

Name.....

Address.....

I was doing my scanty shopping he had drawn me aside and showed me two bushel baskets of peaches. "I'll let you have 'em for a dollar if you'll take 'em both," he said.

I looked and was lost. I didn't have a dollar—not just a dollar to spare; none at all. But I told Sam I'd be back in a few minutes to get them. Judy had gone swimming and couldn't be reached, but I knew how she'd feel. So I racked my brains, and then burst in on my landlady with a sales-talk which overrode the fact that she had just put up one bushel and was looking forward to a rest. For she advanced the dollar and for it took one of the bushels and my hasty promise to give her the other fifty cents in the morning. In less than half an hour I had sorted my basket and turned the worst ones into two quarts of stewed peaches which Mother claimed as her share. Judy, returning home about nine p. m., found my message and turned pale; but, stout soul that she is, she rallied, came over in her car, got the rest of the basket, and went home to cook her Sunday dinner. I, too, did my Sunday chores, even to laying out Jon's clean suit for Sunday school and leaving his penny and leaflet in full view, so Grandma would have no trouble taking him.

And at 5:30 a. m. I slipped into shirt, shorts, and shoes and set out on the half-mile walk to Judy's. She was up and coffee was on. The sun rose red and beautiful over the back porch as we set to work and at 11 a. m., when most good folk were settling themselves in church, we set the big wash boiler, filled with 18 quarts and a pint of beautiful halved peaches, on the stove and turned on the gas. Judy made a cobbler out of the overripe ones, and we put the peelings in a big stone crock for Christmas mince pie brandy. True, we hadn't grown our fruit, but we were just as proud of those jars as if we had. Less than three pounds of sugar and one bushel of peaches—about 68 cents for twenty quarts, including the stewed ones. Cost, 4 cents a quart, roughly speaking!

I wonder what makes eggplant turn black when you peel it—it's so pretty and creamy when first sliced. Nevertheless, the day after our peach spree, we put up six quarts of it, and filled the canner with butterbeans, tomatoes, and soup mix. Eighteen pounds of butterbeans shelled out to just under eight pounds—five quarts, two pints, and a cupful for the mix.

One day we wakened to the horrible realization that, with the canning season just getting under way, we were in the midst of a bottle shortage. A glance at the market page told us that new jars were out of the question, so we went on a hunt for "repossessed" glassware. The Salvation Army wasn't in the bottle business any more, but one forlorn second-hand establishment offered us a grubby basket of two dozen catch-as-catch-can pints.

And then, down in the slums, we stepped, like Alice, into Glassland, and discovered Bottle Heaven. Whiskey bottles, wine decanters, beverage bottles, and jars, jars, and more jars—cracked, dirty, mismated, tremulously piled, stacked, kicked around. We walked on a very path of glass. Around a corner and under a shed we found the owners, a Walter Huston-ish man and a friendly mountain of a woman. Yes, jars were hard to get, but they had a few. How many would we want, at 20 cents a dozen, quarts or pints? We went into a huddle and scraped up a dollar for five dozen quarts. If Judy hadn't been smart and known that a pickle jar was two ounces short on the quart we wouldn't have fared so well. But our lean, sardonic bottle merchant soon stopped trying to gyp us and began to search out his better wares.

The woman was washing them—did you ever hear of a bottle vendor who sterilized his wares?—and handed us three real, unchipped Masons right out of the suds. There were also ten quart vinegar jars in the lot, and mayonnaise jars, and of course some pickle jars. But we came out pretty much to the good. Judy dug up an extra dime for a beautiful old Padre wine jug, vine-leaf-embossed, to match a smaller one we already had. We use them for flower vases, and you have no idea how lovely they are with tall spikes of glads or furry chrysanthemums in them. We had no illusions that the five dozen would be enough, but the dollar set the limit, so the hunt for neighbors with kindly dispositions and extra screw-top containers went merrily on.

AS I write, the first fall planting is breaking through. At Judy's we have a row each of carrot, Seven Top and Purple Globe turnip, rutabaga, kale, mustard, and chard. Of collards we have made our first cutting, four pounds. The Six Weeks or Crowder peas (first of the early fall crops) are nearing their end, and our fall Kentucky Wonder beans are blooming.

The first crop, the summer garden, though still bearing, is main-

TODAY the technical skill and precision production facilities that earned world-wide acceptance for Williams Oil-O-Matic heating have but one job and one purpose. They are joined with all America in working for Total Victory.

It is perfectly natural, however, that engineers with more than twenty years' pre-war experience and leadership in designing and building fine heating equipment should visualize many of today's precision production innovations in terms of your Oil-O-Matic of Tomorrow.

New war-born skills and techniques, added to the tried and proved peace time experience of more than twenty years, will bring *even greater efficiency* and *dependability, even more remarkable performance* to Williams Oil-O-Matic products of tomorrow.

ARMY E NAVY

This Army-Navy "E" Pennant — symbol of the "Know-how" that has won far and respect for American War equipment on all fronts — flies proudly over the Oil-O-Matic plant.

★ ★ ★ ★ ★ ★ ★ ★ ★ ★

THE BONDS YOU BUY TODAY ARE YOUR GUARANTEE OF A Better Tomorrow!

BUY WAR SAVINGS STAMPS & BONDS

WILLIAMS
OIL-O-MATIC
HEATING

WILLIAMS OIL-O-MATIC HEATING CORPORATION
BLOOMINGTON, ILLINOIS

BOOKS THAT WILL HELP YOU

These are practical handbooks on every phase of homemaking, written and edited by the staff of The American Home. If you plan to build—remodel or repair—decorate or garden—if you are interested in architectural design or period furniture, or if you are handy around the house—you will find one or more of these service books of real value.

ROCK GARDENS and POOLS

A book written by experts. 56 separate articles, with 204 illustrations—all there is to know about building a Rock Garden or a Pool. 84 pages. Postpaid, **50¢**

SLIPCOVERS and DRAPERIES

Practical suggestions for making slipcovers that really fit. Ideas and instructions for window hangings, dressing tables, bedspreads, etc. 56 pages, hundreds of illustrations. Postpaid, **50¢**

THE ORIGIN OF PRESENT-DAY ARCHITECTURE

A very complete booklet, giving origin and characteristics of present-day architecture. Beautifully illustrated with photographs and pen and ink drawings. Postpaid, **20¢**

HOUSE PLANS

Perhaps you cannot build now, but there is no priority on planning and dreaming of the home which you will have when the war is won. This 200-page book has the best of all the houses shown in The American Home. Actual photographs by the hundreds. Floor plans, blue prints, and much valuable advice and information. Several hundred thousand have been sold to satisfied customers. Postpaid, **$1.00**

REMODELING

If you are planning on a remodeling job, or if you are going to repair when material and labor is available, then you will find this book of 160 pages and 450 ideas, with hundreds of illustrations of "before and after," just what you have been looking for. Postpaid, **$1.00**

THE HANDYMAN'S BOOK

If you fancy yourself a craftsman, and like to make things for the home or garden, this 100-page book offers hundreds of ideas—with illustrations and complete instructions. You will be spending more time at home this year, and this book will help you to use it profitably. Postpaid, **50¢**

PERIOD FURNITURE

This is an entirely new book on one of our most popular subjects, containing illustrations and text, with drawings of rare museum originals. Photographs of modern reproductions which may be purchased, and the story of their famous designers. A most attractive booklet. Postpaid, **50¢**

All of these books are published by The American Home, and your satisfaction is guaranteed or your money refunded. Order them direct, addressing

***The* AMERICAN HOME**
251 Fourth Avenue, New York, N. Y.

ly a matter of records, remembrances, and glass jars. Second crops lie ahead, and in our fields even the winter will not be barren. We have a safe margin of canned goods on our shelves. We have a feeling of well-being and health such as we never had before. We are tanned, lean, hard as rocks, more easy-going, inclined to laugh more frequently. I have lost inches and gained pounds; and Judy is *cafe au lait* all over.

The looking-back is full of joyousness: April was highlighted with turnip greens after a winter of soaring prices and store canned goods; May brought yellow squash, carrots, cabbages, beets, bush beans; June added Kentucky Wonder beans, corn, and limas, and July was lavish with okra, tomatoes, peppers, brussels sprouts, cucumbers, cantaloupes, eggplant, chard, and soy beans.

Because we had no inkling of what we were to gather, we kept only a haphazard record at first. But the figures from May to September were definitely, even surprisingly, encouraging, showing 962½ pounds of garden produce, including sixteen kinds of vegetables that we could and did weigh. Still we have no estimate of the carrots, beets, cantaloupes, or corn which in our innocence we noted as a "good bunch" or a "good mess." And we never recorded our lettuce, onions, and radishes.

By early August our winter insurance shelf held 157 quarts, 7 oversized quarts, 36 pints, and two half-pints of assorted vegetables and fruits ranging from turnip greens to pears, also 57 jars, mixed sizes, of jams, jellies, and watermelon pickle. Of all this we bought only the peaches, the pears, and a little corn, for the watermelon rind that we pickled was given to us.

Now, before you say, "Oh, they must have spent a young fortune to produce all that," let me quote some other data on costs:

Seeds and plants (for all crops)	$4.95
Tomato stakes (scrap lumber)	.25
Spray materials, etc.	1.00
Plowing in February	3.00
Hand-pushed wheel harrow	2.69
Canner	.97
Wire and wood for trellis	2.00
Jars for canning	1.00
Tops for jars	1.80
1 bu. each peaches and pears	1.00
Water during drought period	2.00
TOTAL	$20.66

Since we don't bake or use the oven much in the summer, Judy's gas bill showed no increase because of our canning activities.

And on the other side of the ledger? In August we sold $8 worth of garden stuff for cash which we

Buy Like An Expert . . . Use Pittsburgh's New Visual Painting Guide To Get

Live Paint PROTECTION

* **Pittsburgh's scientific Visual Painting Guide rules out the "guesswork" from paint-buying. You're sure of getting exactly the right type of *live-paint protection* for the job you have in mind.**

PITTSBURGH PAINTS are enriched with *"Vitolized Oils"*—which have a unique ability to *stay* in the paint film instead of soaking into the surface beneath. This explains why they remain young, elastic, *Live* . . . why they retard cracking, peeling and blistering—give longer, more economical service. Your Pittsburgh dealer will be glad to show you the Visual Painting Guide which makes it easy to buy *live-paint protection.*

HERE'S HOW THE VISUAL PAINTING GUIDE WORKS

1. Enables you to show the dealer the exact type of surface that you desire to repaint.

2. Shows procedure necessary to follow and specifies materials needed to obtain a perfect job.

3. Shows you the approximate appearance of the finished job.



● Test shows how ordinary oil (left) does not level out well—leaves "hills and valleys" or brush marks. Film in the valleys is thinner—liable to break down. *"Vitolized Oil"* in Pittsburgh Paint (right) eliminates heavy brush marks, resulting in a uniform film of protection better able to withstand weather wear.



● In this test, note how the ordinary oil (left) has been absorbed into the surface below. *"Vitolized Oil"* in Pittsburgh Wallhide (right) remains in the paint film keeping it *live* and elastic—enabling it to expand and contract. Thus Wallhide resists extremes of heat and cold without breaking down.

PITTSBURGH PAINTS
PITTSBURGH PLATE GLASS COMPANY
PITTSBURGH PENNA.

No other people have ever been so mechanically minded as we Americans. That is why millions of new workers have so quickly acquired the skill needed to produce quantities of complicated and extremely accurate weapons of war. Even at Delco Appliance, long noted for high-precision manufacturing and for an unusually high percentage of trained employees, more and more people have been trained to do precision work.

Today this army of skilled men and women works only for Victory. But once peace has arrived, and America can again build for mankind's betterment instead of its destruction, these skilled workers will help unlock the door to tomorrow's better living.

And when this "great day" comes, we at Delco Appliance will lose no time in bringing you the new and finer home equipment that our increased "know how" makes possible. Until then, *"Victory Is Our Business".*

Delco Appliances include Automatic Delco-Heat (oil-coal-gas), Delco Water Systems, Delco-Light Power Plants and Delco-Light Ironclad Batteries.

DELCO APPLIANCE

ROCHESTER, N. Y.

DIVISION of GENERAL MOTORS

During War or Peace DELCO APPLIANCES Do the Job Better

put in War Stamps. And from June 15 to September 1 we noted store prices on what we were getting from the garden and found that the same amounts of those foods would have cost us $59.88 at current prices in our city.

* * *

FOR FOOD AND MORALE:

That story, we think, is a real garden epic. But, as you enthusiastically try to emulate those industrious patriots, don't forget that it is commendable and doubly satisfying to combine in one garden the growing of food for physical sustenance and of flowers for morale. And it can be done. Dr. Cynthia Westcott, the "Plant Doctor" of New Jersey, writes thus of a scheme that has worked well with her for several seasons:

"My peonies have a bed to themselves in full sun. It so distressed me to use the space for a scant two weeks of flowers that I finally tried putting a tomato plant in the center of each square bounded by four peonies. When the latter are in bloom, the tomato plants are too small to be objectionable; later the peony foliage shades the soil and makes artificial watering of the tomatoes practically unnecessary. And when I feed the tomatoes, I am kind to the peonies without being unpatriotic. In 1941 twenty-four tomato plants, costing only 50 cents and the effort of setting out and staking them, provided a daily vegetable from August first to mid-September, plus a variety of pickles and chutney for winter and green tomatoes early and late. (Do you glorify outdoor-grilled hamburgers with a slice of fried green tomato? Do you know the verdant fruits cut in half, seasoned with butter, salt, and a generous dash of pepper and baked for upwards of an hour?)

"There are other good plant combinations, of course, but don't be too impulsive. An acquaintance has her roses between beds of asparagus and mint; as a result, whenever the roses are to be sprayed with poison, all asparagus shoots must be cut and the mint protected with newspaper."

Speaking of peonies, Lewis Castle of Massachusetts tells of receiving three choice roots one fall before he had graded their site to the proper level. So he planted them in three one-bushel vegetable baskets, set the baskets on earth mounds at the desired height, and filled in around them with compost, sods, and soil. There the plants went through the winter, and the filling and leveling was done without disturbing the peonies.

BETTER PROTECTION *of Property at Lower Cost with* Carey **LONG LIFE PRODUCTS**



A roof of Careystone Blended Twins is firesafe

Many home owners save money simply by selecting materials for repairs and replacements that never rust or rot—that resist fire—that save money on paint and fuel—that minimize upkeep. They have discovered, to their surprise, that long-life CAREY Products cost little, if any, more than less durable materials. So they buy on VALUE. When they need to re-roof, they profit by the extra protection and extra wear of fireproof Careystone Shingles, or tough, weather resisting Asphalt shingles made by the ASQU process. They preserve metal roofs, gutters, flashings, etc., with Careyclad Coating. When they insulate their homes, they use Carey Rock Wool—the insulation that cuts fuel bills up to 30%; pays for itself.

Profit by the experience of the many thousands who have found that Carey Products give superior service and reduce maintenance costs. See the Carey Dealer near you. He can supply these thrifty materials and other money-saving Carey Products. Write for catalog. Address Dept. S.

The Philip Carey Mfg. Company

Dependable Products Since 1873

Lockland, Cincinnati, Ohio

In Canada: The Philip Carey Company, Ltd. Office and Factory: Lennoxville, P.Q.

Careyclad Coating preserves gutters and other metal parts.

Carey Rock Wool Insulation cuts fuel consumption up to 30%

Careystone Siding provides fireproof protection for sidewalls.

Use Careystone Wallboard to add quarters for war workers



Put it in BOTH names!

CHARLES R. ROSENBERG, JR.

PERHAPS it's out of deference to his masculine pride as head of the house that the deed to the family home is usually drawn in the husband's name, or the custom may date back to the days when woman's place was in the kitchen. Yet the ownership of the home solely by the man of the family may turn out to be a calamity of the first water, even if his intentions are the best.

For instance, if John Smith becomes involved in debt and law

Harold M. Lambert from Frederic Lewis



suits over some business deal, his creditors may be able to place a lien against the home and Mrs. Smith may find herself keeping house on the sidewalk some fine day, even though the place may have been acquired largely through her thrifty management and magic in the way of handling Ole Man Budget.

There's nothing much can be done about it then. The time to do something is when the place is bought, and in most states the "something" consists of having the house owned by husband and wife as "tenants by the entireties." This means, in everyday, garden-variety English, that John owns the entire house, and Mrs. Smith does, too, so that, if either of them becomes overwhelmed with debts, the creditors can't take over the house because, though it is owned entirely by the one, it is also owned entirely by the other. This may not make sense to the un-legal mind, but why worry about that when the courts of most states will enforce it?

This form of ownership has other advantages, too. If one of the owners dies, the other owns the house absolutely. No will, no administration of an estate, are necessary, and, in most states, no inheritance tax is payable.

To provide for this type of ownership, it's necessary only to have the deed drawn up in the name of "John and Mary Smith, his wife, as tenants by the entireties." Some courts even say that if the deed is drawn in the names of husband and wife, that's enough. But if John Smith and Mary Brown buy the house before they're married, a subsequent wedding won't protect them; they will own the property as "tenants in common," which offers little legal protection. Where the home is already owned in the husband's name alone, the ownership can be changed by a new deed but, if the husband has debts, care must be taken to make sure that the change does not have the legal effect of a "fraud on creditors."

A few states do not recognize ownership of homes by entireties—Illinois and West Virginia, for instance, though Illinois permits a somewhat similar form known as "joint tenants." Arizona, California, Idaho, Louisiana, Texas, and Washington have established the legal doctrine of so-called community property, under which husband and wife own their property in common and in these states, ordinarily, ownership by entireties cannot be acquired. Under the community property system, a widow may find herself owner of half the family home while the other half is owned by her husband's creditors. In most states, however, it is as simple to insure "safe" ownership—and as important—as taking out insurance.

"Repaint now? SURE... with the paint that's been good for 100 years!"

Ralph Huszagh, Architect

REPAINT in a War year? Yes, say thousands of home owners. And repaint more carefully than the last time, with 100% pure, built-to-take-punishment Eagle White Lead . . . the paint made by The Eagle-Picher Lead Company that has safeguarded American homes during a century of use!

Nothing *protects* a building against weather-wear like the tough, elastic film which pure white lead provides. Nothing *beautifies* like pure white lead. And users will tell you—Eagle White Lead does not crack or scale, but wears slowly, evenly, actually *preparing* itself for repainting some *years* hence!

Please note these important facts: (1) Eagle White Lead is just about the purest, most fool-proof paint you can use. (2) In a year of many necessary substitutions, of some *ersatz*, there is sufficient pure Eagle White Lead available for your purpose. (3) Based on national average cost of Eagle White Lead and linseed oil, the cost is only $2.67 per gallon of finished paint!

We suggest that you engage a good painter and give him the perfect paint for your job—Eagle White Lead!

The Eagle-Picher Lead Company, Cincinnati, Ohio

Member of the Lead Industries Association

EAGLE 1843 EP 1943 PICHER

Some day Sergeant Smith's sons will bunk in style

• Sergeant Smith is out there—somewhere—fighting so that all kids—everywhere—can go to sleep at night without fear of bombs.

• Some day the Sergeant will be coming home—to marry, to have kids of his own. You can bet he'll be making some special plans for those kids!

• Perhaps, even now, as he thinks of his future home, he may be planning sleeping quarters for his future sons—something like the neat, attractive room shown in the photograph—featuring Western Knotty Pine* paneling and built-in bunks. Yes, sir, his boys will bunk in style! "Western Pine Camera Views" contains over fifty ideas for home uses of these fine woods. Shall we send one? Western Pine Association, Dept. 172-F, Yeon Building, Portland, Oregon.

***Idaho White Pine** ***Ponderosa Pine** ***Sugar Pine**

THESE ARE THE WESTERN PINES

Take care of your blankets, make them last longer. Send for free booklet.

FREE BOOKLET
How to Launder and Store Your Blankets

Keep your treasured St. Marys blankets billowy and beautiful—fluffy-napped for luxurious warmth—by laundering and storing them properly. Dozens of suggestions on blanket care in this free booklet. Write for a copy. You will find fewer St. Marys blankets at your dealer's, so remember that most of them now go to the armed forces. St. Marys Woolen Mfg. Co., St. Marys, Ohio

St. Marys BLANKETS

TICKLER SYSTEMS for that business you're running!



OLIVE FREEMAN

WE'RE "old-timers" now when it comes to home maintenance services. Headlines such as "Utilities Representative Speaks to Woman's Clubs on Repairs and Care of Household Equipment"—"No Repair Parts"—"Refrigerator Maintenance Discontinued"—no longer startle us. We know what that means, and we're learning fast how to handle each new situation in our own homes. We gaze respectfully at sweepers, pressing irons, washing machines, anxious indeed to cherish and preserve them.

No more do we wind the cord around the iron, or toaster, while they are still warm, or overload the washer, or let the vacuum pick up hairpins. And we *are* emptying the sweepers, defrosting the refrigerator, and cleaning the burners of the stove more regularly than ever before. That is "old-time practice" for us in April, 1943.

BUT, in our check-up, is the occasional care quite so well in hand? This less-frequent servicing is vital: "oil once a month"; "grease three times a year"; "drain the water from the hot water heater every six months." Such tasks don't come often enough to set up a comfortable habit. Slipshod ways are out, and the "oil-when-it-squeaks" sort of care is the last straw for some of our treasures.

You can't forget with a "chore board" that's a constant reminder

Ever hear of a "tickler system"

CONSERVE Valuable Paint Brushes

Good paint brushes are scarce and expensive! Keep new brushes soft, flexible and in good painting condition . . . restore hardened, discarded old brushes to service with DIC-A-DOO Paint Brush Bath. . . . Easy to use. Preserves bristles; prolongs brush life by softening up and washing away dried out paint. 5¢ package cleans several brushes. . . Ask for it by name at paint, hardware and 5 & 10¢ stores. Patent Cereals Co., Geneva, N. Y.—makers of the famous DIC-A-DOO PAINT CLEANERS.

DIC-A-DOO PAINT BRUSH BATH

Tired Kidneys Often Bring Sleepless Nights

Doctors say your kidneys contain 15 miles of tiny tubes or filters which help to purify the blood and keep you healthy. When they get tired and don't work right in the daytime, many people have to get up nights. Don't neglect this condition and lose valuable, restful sleep.

When disorder of kidney function permits poisonous matter to remain in your blood, it may also cause nagging backache, rheumatic pains, leg pains, loss of pep and energy, swelling, puffiness under the eyes, headaches and dizziness.

Don't wait! Ask your druggist for Doan's Pills, used successfully by millions for over 40 years. They give happy relief and will help the 15 miles of kidney tubes flush out poisonous waste from your blood. Get Doan's Pills.

Free for Asthma

If you suffer with attacks of Asthma so terrible you choke and gasp for breath, if restful sleep is impossible because of the struggle to breathe, if you feel the disease is slowly wearing your life away, don't fail to send at once to the Frontier Asthma Co. for a **free trial** of a remarkable method. No matter where you live or whether you have any faith in any remedy under the Sun, send for this free trial. If you have suffered a lifetime and tried everything you could learn of without relief; even if you are utterly discouraged, do not abandon hope but send today for this free trial. It will cost you nothing. Address

Frontier Asthma Co. 324-K Frontier Bldg.
462 Niagara St., Buffalo, N. Y.

Stays clean longer. Needs washing less often—lasts longer.

SAVE ON CURTAINS. Ask, "Are they Bellmanized?" Learn the difference—write for booklet, samples.

BELLMAN BROOK, Fairview, N. J. AH
Please send Bellmanized booklet
Name
Street
City State

The successful business man uses such a system constantly. It's just a reminder when appointments arise, letters are due, transactions are scheduled. You're going to need a "tickler system," too, and the time to devise one is *now*.

Mine is simple. My vacuum should be oiled four times a year. I write "Oil vacuum" on four little cards and fasten them with



paper clips on the proper pages of my kitchen calendar. Ten minutes prepares cards for these easy-to-forget tasks. Somehow, as I tear off a calendar page, an attached card forces itself to my attention as a written notation on the calendar itself would never do. The job gets done via my "tickler system." The same notations can be jotted into your engagement book, or you might make yourself a "chore board." List such jobs on a blackboard and check them off when each is completed. One more idea is to cut a string of paper dolls holding hands (remember your school days?), labeling each with the job to be done. Go decorative and stretch in a valance over a low kitchen window. Then off come the heads as each chore is done according to schedule.

Some of these whirring appliances are definitely on the luxury side and carry burdens which will settle heavily on our own shoulders if the mechanisms fail. With all we have on our minds these days, any special thing which needs attention will have to give us a thoroughgoing nudge. Find a way to give yourself that nudge.

Make your own odd-job alarm clock. Just be sure it will ring clearly and efficiently for you!

How much is that old rug worth?

Here's a wonderful way to save it . . . make it last years longer . . . and

make it soft and valuable again with Circle Tread Ozite rug cushion

Will you spend a *little* to save a *lot?* Then get Circle Tread Ozite Rug Cushions right away for all your *old* rugs. *Don't wait*—your rugs are wearing out more every day. Save them *now.* Make them feel wonderfully soft and new again, giving your whole home a feeling of comfort and quiet your family will enjoy.

Remember that the Circle Tread Ozite you order today will outlast the rugs—will stay soft and luxurious to cushion *new* rugs when you're ready for them. You'll feel you've never spent money more wisely, more enjoyably.

• Circle Tread Ozite Rug and Carpet Cushion is made of All Hair, reinforced with Adhesive Fabric Center. All new—no re-worked materials used. Sterilized by "ozonizing." Permanently mothproofed. Made in 3 weights. Satisfaction guaranteed. Sold at all good stores.

Circle Tread OZITE RUG CUSHION will save, save, SAVE that old rug!

Send for Free Booklet on Care of Rugs. Paste on a penny postcard

Clinton Carpet Company
Merchandise Mart, Chicago

Please send Free Booklet 313 on Care of Rugs with facts on making rugs last longer, stain removal, etc.

Name
Address
City
State

What makes a party good?

PERFECTION in little things plus a bit heavy concentration—that's what makes party good! Plan-less, overtired hostes spoil more parties than do dull or intracta guests. **MRS. F. H. WALDO** says that a few ho of careful thought with pad and pencil are wo more than a whole frenzied day in the kitchen t ing to remember what comes next. List the peo you want, the menu, the food to buy, silver clean, plates to use, household jobs to be do prizes and favors, and such, and you're rea under motion. What's more, each item crossed will erase another wrinkle, and you won't for anything. A "last-minute" list is very import Don't subject your already tottering morale last-minute phone calls. Instead, jot down wh you plan to do just before the guests arrive a

F. M. Demarest

"RECIPE FOR PERFECT PARTY: Take what you've got; mix well with imagination, courage, and a dash of humor, and the desire to enjoy life"

be a calm, smiling hostess when the doorbell rin

Most of us must entertain inexpensively th days or not at all, so give simple parties, wh are fun because of variety. **ELINOR SCOVIL** suggests that you renew the habit of the tea pa which can be anything from tea for two to for twenty, and Pot Luck parties, which br good friends together with each good friend c tributing an item of food and lending a hand the preparation of it. Or perhaps you prefer



Your favorite snapshots on deckle-edged cards make unusual tallies, says Sarah Shields Pfeiffer

after-skating, after-theater, after-dance get gethers when the gang comes in for a huge serole of spaghetti and French bread. Many e believe in serving food first and then just let a party take care of itself. But, no matter how do it, have your parties fit your personality well as your pocketbook, and you'll be a succ

MRS. BENJAMIN NIELSEN has a few tricks making your own place cards and favors. doughnut men have toothpick arms and legs

We're On The BOND WAGON NOW!

WE'RE rolling down that good old Victory road—full speed ahead! We figure the sooner we put every last cent we can in War Bonds, the quicker this war will be over—and we'll be able to have that new Hotpoint Electric Kitchen we want! That's why Joe and I are stretching the budget to invest even *more* than ten per cent of his pay in War Bonds. The more money we have in Bonds, the more of that thrifty, time-saving equipment we can buy for our Hotpoint Electric Kitchen when Hotpoint makes home appliances again instead of war materials!

Some Day We'll Have The ELECTRIC KITCHEN That Bonds Bought!

FOR HOMES COSTING $6,000. **The Meadow Lark Kitchen** illustrated is designed for homes costing as little as $6,000 and is completely electric, with Hotpoint Range, Refrigerator, Dishwasher, Sink and Hotpoint Steel Cabinets.



FOR LOW COST HOMES

FOR HOMES COSTING AS LITTLE AS

$4,000

Hotpoint Electric Kitchens including Range, Refrigerator, Sink and Steel Cabinets have been installed in numerous homes costing only $4,000.

Tomorrow Is Worth Saving For

THERE'S a whale of a lot of incentive for you to make every sacrifice you can today! For after the war—with all the new appliances that are being perfected—the homes of America will be *finer* and cost *less* than you can imagine! Cooking will be done by Hotpoint Electric Ranges that require no watching. Electric refrigeration will be improved beyond belief... All these miracle-working conveniences can be yours—when the war is won. So speed the day of Victory—save wherever possible in order to buy more and more War Bonds.

BUY WAR BONDS TODAY—An Electric Kitchen Tomorrow!

Kitchen hours will be cut down nsiderably with an automatic otpoint Electric Range to do the -watching! Vitamins and miner- will not be cooked away!

• Built to provide plenty of storage space—and keep foods at flavor peak far longer—the Hotpoint Electric Refrigerator will save time and money!

• A Hotpoint Automatic Electric Dishwasher and Disposall eliminates your most disagreeable, time-taking household tasks! Turn a switch—and your chores are done for you!

The Cost of a Hotpoint Electric Kitchen Averages About 10% of Home-Building Costs

LECTRIC Hotpoint KITCHENS

HOME PLANNING FILE

PLAN TODAY FOR TOMORROW'S electric kitchen. Hotpoint's Home Planning File is perfect for saving ideas for your new home. Size 9 x 12 inches, of box board, ten divisions, folder for recording War Bond purchases. If your dealer cannot supply you, send 25 cents in coin or War Stamps.

Edison General Electric Appliance Co., Inc.
5621 W. Taylor St., Chicago, Illinois

Enclosed find 25 cents for which please send Home Planning File.

Name _____

Address _____

City _____ *State* _____

See how PYREX BRAND WARE CAN MAKE YOUR WARTIME MEALS THE BEST YOU EVER TASTED

1. BAKED CHICKEN IN PYREX WARE will bake faster in this popular, new "Flavor-Saver" pie plate! At 425° you need only 1¼ hours oven time. This dish with glass handles was designed for fruit pies, but has many uses. 10" size; price . . . only **45¢**

4. Let this Pyrex Utility Dish turn out tempting BAKED FISH piping hot. In the oven for 40 minutes at 350°. Use this handy utensil for chops, hot breads, rolls and desserts. 12⅝" size **65¢**

2. Another time-saving Pyrex Ware budget dish — MACARONI AND CHEESE! Baking time, at 350°, only 25 minutes! Serve and store it in the same clear Pyrex Mixing Bowl in which it was cooked. Set of 3 Bowls, nesting to save space.. **95¢**

5. Appetizing CLOVER LEAF ROLLS bake to a crisp, golden brown in dainty Pyrex Custard cups. Plan just 30 minutes in a 350° oven. Ideal for individual servings and desserts too! Handi-kit set of 6 Pyrex Cups ..... still **39¢**

3. Your Pyrex Double Duty Casserole cuts down on baking time and makes BAKED BEANS BOSTON STYLE, rich with tender goodness! In a 350° oven. Cover keeps food hot ...serves as a pie plate. 1½ qt. size **65¢**

6. Colorful BLUSHING BAKED APPLES! Cooked to a juicy turn in 45-50 minutes if you use a Pyrex Cake Dish! Neat glass handles. Grand for layer cakes, rolls, chops, potatoes. You'll want a pair! .... Each, only **35¢**

3 WAYS YOU SAVE WITH PYREX WARE!

MOM SAYS, "It cooks food better, and dishes look more appetizing." Even budget dishes, cheaper cuts of meat and leftovers look and taste better cooked and served in sparkling Pyrex Ware.

SIS SAYS, "Goody! Less dishwashing with Pyrex Ware!" Time saved in the kitchen means more time for the other tasks that face a busy woman! Cook, serve and store in the same smart Pyrex utensil.

POP SAYS, "Our budget sure can use those savings on food and fuel!" It's a fact, Pyrex Ware bakes as much as ⅓ faster, really saves fuel. And clear sides let you avoid under-cooking or burning!

LOOK FOR THIS LABEL FOR YOUR PROTECTION!

"PYREX" IS A REGISTERED TRADE-MARK OF CORNING GLASS WORKS, CORNING, N. Y.

GET THESE TIME-SAVING AND MONEY-SAVING PYREX DISHES AT YOUR FAVORITE STORE!

PYREX BRAND OVENWARE FLAMEWARE

cherry heads. Her cigarette candles are three cigarettes wrapped in tissue paper with twisted ends, on one of which a tiny "flame" is pasted. The other end is glued to a circle of mat stock. **DOROTHY CLARKE** tells us of a very special banana cannon with cookie wheels and gum drop wheel caps. And here's an idea from **MRS. G. L. REILLY** that combines place cards, favors, and even a game. Attached to tiny white cards (no writing) are miniature objects which are symbolic of your guests' professions or hobbies, such as a ruler for teacher, golf ball for golfer, Band-Aid for First Aider, etc. Not only must your guests find their own places at the table, but they must also see how many of the others they can identify. The prize for the winner and the circling and re-circling the table make a wonderful starter for any party. Try it!

DON'T GIVE "JUST ANOTHER PARTY." Let us know about it and let's see what two heads can do. We thrive on it and really think it's next-best to being there ourselves. These ideas and suggestions are just a few that make a party good. Your table, for instance, should be dainty and gay and appropriate for the occasion, whether it be a shower, a birthday, a wedding reception, an anniversary, or whatever. Your house, too, as well as your frame of mind, should be charming, and knowing that you have done a good preparatory job will put you in the perfect party mood. When a hostess can have a good time at her own party, you may be sure that her guests do, too. It may be a game, an unusual and delicious dish, or the "completely-at-home" feeling that makes your party fun, but the planning does count, we know. It takes time and honest labor on your part, so we'll smile knowingly with you when they rave about your "magic touch." If it's games they like, give them a humdinger, and you'll have to shoo them home! If it's food they like, concentrate on one or two specialties, and let them go home bulging! Whatever it is, key your party to your guests, their likes and dislikes, the variety of their tastes and interests, plus a dash of your own personality, a sure-fire recipe for making *your* party good.



INGENUITY PAYS OFF!

These readers w prizes for their cle ideas: Barbara Go walt, Mrs. William Smith, Mrs. V. I. H craft, Mrs. Nelle Hurst, Mrs. J. B. E cher, Nan Wollast Mrs. Helene Wu Hattie Reinhardt, Mrs. J. T. Wilkins

Draft Bridge — it's guaranteed!

HERE'S an evening of bridge guaranteed to take any mind off any problem. It's all in the spirit of good, clean fun with a touch of timely wording. Send out your invitations on 2½"x4" cards two weeks beforehand. The only writing on the card will be "Draft Order" but glued to the card with paper adhesive have a piece of paper rolled up—capsule fashion—so that it will slip out. On this piece of paper, write: "You are hereby ordered to report at the barracks, 89 Main Street, Chatham, New Jersey, on Wednesday, April 6th, at 8 P. M. Business, 'bridging.' Report at once to your Commanding Officer (Name)."



Thoroughly dried and gayly painted gourds are offered by Wilma Morrison as favors, place cards, tallies, or toys

From the time your invitations go out until the party is over you may expect almost anything. Your answers will, no doubt, be very original. Someone might answer with: "Private Black will be glad to serve on K. P. duty after the 'mess' she knows she will have." Another might say, "Since I'm not a conscientious objector, I neither desire, nor have any reasons for avoiding the draft." These answers will be worth reading aloud.

As they enter, pass a box from which each will draw another rolled order to do some task that will contribute to the success of the party. One will be ordered to serve the fruit juice in the living room, another to refill the water glasses, etc. Each will have a specific job to do and they are numbered in the order in which they should be done. One person should even count the silver to be sure that no pieces have been thrown away, since paper napkins and dishes are used. When all have finished eating in the dining room and all orders have been carried out, move back into the living room where another group sets up tables for the "order of the day."

On each table are four orders, each in a separate envelope and each envelope numbered, 1, 2, 3, and 4. On the outside of the envelope are the directions:

1—"Play 4 regular hands, then open this envelope." Inside envelope the card reads, "Now exchange scores." Winners get prizes. (Prizes might be aprons.)

2—"Deal and bid hand. Then open envelope and follow instructions." The card inside says, "Pass your hand to the left and play as bid. Do this three times and then play 4th hand as regular bridge." Losers get prizes that they must wear. (Prizes, 10¢ shower caps.)

3—"Open envelope and follow directions." Directions are: "Play 4 hands at 3 No Trump." Winners get prizes which they must keep in their mouths all during next 4 hands while following order No. 4 or lose 250 points from their score. (Prizes are lollipops.)

4—"Play 3 regular hands, then bid and open envelope." Inside, it reads, "Play 4th hand at 5 clubs." Losers get prizes, which they must wear while playing for rest of afternoon. (Prizes, garden gloves.)

Much merriment will be caused by the wearing apparel and the many surprises. The bridge part of your party should be a "howling" success indeed! By using your head to save your heels and having each guest participate in the party's success, you will have practically nothing to do afterwards but wash the silver. Today, when the world seems completely topsy-turvy, a silly party is worth much. It makes you forget the world situation and lets you give vent to the pent-up feeling down deep inside of you.—**CARRIE S. CHRISTIAN**

2 CAKES FOR YOU—
2 FOR YOUR NEIGHBOR
...AND JUST ONE BAKING

TRY THIS Swans Down idea for wartime cake-making!

No more trouble, no more fuel than it would take for just one family. Not much more of your precious sugar, eggs, and shortening! And yet you get *four* delicious, fresh-keeping cakes—two for your neighbor, two for yourself! *Every* cake a fine-textured triumph—because of Swans Down!

Get together with a neighbor. One week you do the baking. Next week it's her turn. Share the baking—and share these wonderful treats!

SWANS DOWN "CO-OPERATION CAKE"

4½ cups sifted Swans Down Cake Flour
4½ teaspoons Calumet Baking Powder
¾ teaspoon salt
1 cup shortening
2 cups sugar
3 eggs, unbeaten
1⅔ cups milk
2 teaspoons vanilla

SIFT FLOUR once, measure, add baking powder and salt, and sift together three times. Cream shortening; add sugar gradually and cream together until light and fluffy. Add eggs, one at a time, beating well after each. Add flour, alternately with milk, a small amount at a time, beating well after each addition until smooth. Add vanilla. Turn ½ of batter into greased 9x9x2-inch pan. Turn remaining batter into two greased deep 8-inch layer pans. Bake in moderate oven (350° F.) 35 minutes, or until done.

Two Orange Maraschino Cakes. Spread Orange Maraschino Frosting on 9-inch square cake. Cut in two oblong cakes.

Two Washington Cream Pies. Split 8-inch layers and spread prepared Jell-O Pudding between split surfaces, making two Washington cream pies. Cover top of each with chocolate coating or sifted confectioners' sugar.

ORANGE MARASCHINO FROSTING

Cream 2 tablespoons shortening, 1½ teaspoons grated orange rind, and dash of salt together. Add 1¼ cups sifted confectioners' sugar, alternately with 3 tablespoons maraschino cherry juice, beating after each addition until smooth. Add 2 tablespoons chopped, drained maraschino cherries. (*All measurements are level.*)

If a cake is worth making,
it's worth making with
SWANS DOWN



V. Canned Fruits

TO SHOP wisely for foods, using both money and "points" with nutrition wisdom, is a vital war job. Planning and cooking meals today is a duty that requires study. The armed forces need a great portion of the canned fruits once 100% available to you. You will have less of them, you will need to use them more wisely, and so to help you with your purchasing of canned fruits (now sold in larger containers) and to help you extend these valuable fruits with other ingredients, we present this monograph, the fifth in a series on fundamental foods. Previous subjects covered: Apples, Cheese, Citrus Fruits, Grains.

Strangely enough, wars are associated with the canning industry. At the beginning of the Napoleonic wars, Appert, a French chef, originated a primitive form of canning. He won the government award for developing a successful method of preserving food. He knew very little about the scientific reasons for canning excepting that his method of placing the sealed hand-made bottles which contained food in a water bath of boiling water preserved the contents. His timing for boiling the sealed jars was a matter of guesswork. He did not know the reason why the food kept or spoiled. Shortly afterward, with the development of a commerce of bottled foods in England, Peter Durand, an Englishman, devised the use of a tea cannister for canning. Cannister was eventually shortened to "can."

After the Civil War Pasteur's studies of fermentation and bacteria were utilized, since the theory gave a scientific explanation of the occasional spoilage of canned foods. Although the knowledge and principles of canning were brought to the United States from England in 1818, the methods were crude until after the Civil War, when better machinery brought improved methods. During the Spanish American War two university laboratories, at the University of Wisconsin and at Massachusetts Institute of Technology, interpreted Pasteur's theories of fermentation even further. Previously the fallacious theory prevailed that the exclusion of air from the container preserved food. The research at the laboratories revealed that intensive heat was an important factor in destroying harmful bacteria which caused spoilage. Canning principles have remained practically the same during the past 150 years, the amount of heat applied being the primary difference. Of course glass and tin containers have been improved very appreciably during this period in construction and design.

Photographs by F. M. Demarest



Amazing Professional Mothproofing Method now available for home use

NO ODOR - NO WRAPPING - NO STORING AWAY

Just a few minutes spraying with LARVEX—and Mrs. Neal has saved her husband's new suit from moth holes *for a whole year.*

WHY? Moths will actually starve to death before they will eat LARVEXED clothes, sofas or rugs!

This is the professional mothproofing method used by leading woolen mills, laundries and dry cleaners.

And, LARVEX is inexpensive—only 79¢ per pint, $1.19 per quart. Dry-cleaning won't impair its year-long protection. Use LARVEX *—be safe!*

LARVEX IS DIFFERENT

QUICK! A few minutes with LARVEX will mothproof a woman's coat for 12 months!

. . . CHEAP! Just *one* LARVEXING will mothproof this $89 upholstered chair *for a year!*

SURE! See this spectacular display at your Larvex dealer's. A covered dish showing treated and untreated cloth with live moth worms. Proof right before your eyes that moth worms will not eat Larvexed fabrics!

At all Drug and Dept. Stores
Larvex, New Brunswick, N. J.

ONE SPRAYING MOTHPROOFS FOR A WHOLE YEAR..

LARVEX

Registered Trade Mark

Between World War I and the present conflict great progress has been made in the canning industry as a whole, with the United States the leading producer and consumer of canned goods in the world. Yes, it's a long journey from the crude hand-made bottle filled with food, to the cannister, to the streamlined cans and jars used today which go through a series of mechanical processes and appear in beautiful display on your grocer's shelf, ready for immediate use.

For a definition, canning, whether home or commercial processes are used, is the method employed to preserve food by sterilizing closed and sealed containers of food. Since no added substances, with the exception of ingredients for flavor, or chemicals are needed for preserving, the form, color, and quality of the food should remain practically the same. All that is necessary for the canning process is to have adequate heat to kill the harmful bacteria which cause fermentation and spoilage.

In other words canning is simply good cooking done in airtight containers under scientifically controlled conditions.

Fruit has long been one of the most popular foods either home or commercially processed. In 1925, census figures revealed that of the food canned, one-fifth was fruit. The quantity increased until the proportion in 1939, according to later census figures, was three cans of fruit to one of vegetables. Canning has economic value, since it conserves fruit which might otherwise be wasted; the season for peaches, pears, and other fruits is now extended over twelve months. Canning of pineapple in Hawaii has brought us the lush, ripe fruit which we would otherwise never know with the exception of the comparatively few fresh pineapples which appear seasonally in the large city markets.

Commercial canneries are located in the heart of each fruit-producing area. Under expert crop supervision the best fruits are grown and are then harvested at the correct time for quality flavor. Over-ripe or green fruits are not considered for quality canning. In other words, commercial canning is an important industry which demands special fruit, grown under careful supervision, as the raw material source.

Various steps total the complete process of canning raw fruits which are packed in either metal or glass containers. Ingenious types of machinery have been invented which do many otherwise tedious, hand-labor jobs. Today we find commercial canning highly mechanized and systematized to handle bumper crops of fruit at their peak of ripeness. Let us visit a typical modern cannery to see what happens to the fruit from the minute it is picked until it appears in shining cans or the familiar wartime glass containers.

When the green light for picking fruit is given, every conceivable conveyance and truck is put into service to haul the fruit the short distance to the conveniently located cannery. All day and all night the trucks are kept busy carrying the fruit. The cannery works on a 24-hour schedule, too. As soon as the fruit arrives, the first process of canning begins—cleaning the fruit. Although the method used may vary for different fruits, they are all washed with water; water baths or a constant spray of water is played on the fruit until it is sparkling clean.

Next, the fruit is inspected for blemishes and imperfections. Under-ripe and over-ripe fruit are discarded for quality canning. Noteworthy is the fact that every process of commercial canning of quality foods is constantly under inspection and laboratory control. After the selected fruit passes along on conveyor belts, it is prepared for canning. Some fruits such as peaches, pears, apricots and pineapple, require peeling and coring or pitting, and special machines perform these jobs. Some of the various types of machines used to eliminate hand operations will peel, cut, core, pit, sort for size-grading, and other related chores. Nothing is left to chance.

Apricots are canned either peeled or unpeeled, whole or pitted and cut in halves. Fruit cocktail mixes vary according to the cannery, but usually contain peaches, pears, pineapple, tiny white grapes and some type of cherries. Canned Bartlett pears may vary a little in shape but are always peeled and halved. Peaches both the cling and freestone varieties, are peeled and then halved or sliced. A home style of canning peaches has been developed by the commercial canneries which is comparable in taste and appearance to a typical home-canned product. Pineapples are canned in Hawaii, where the fruits grow abundantly. Special machines core and peel the fruit, then slice it. Or the fruit is crushed, or cut into long spears or chunks of varying sizes to fit different uses.

When the fruit has been prepared, it is packed in cans or glass

BUY YOUR WHITNEY HAMPER TO MATCH THE WALL AGAINST WHICH IT STANDS

OR TO BLEND WITH PREDOMINATING COLORS IN YOUR TOWELS, BATH MATS, ETC.

Whitney hamper colors are *Blend-toned.* They are identical with the U. S. Govt. Bureau of Standards specifications for bathroom colors . . . the *same* specifications followed by leading manufacturers of *other bathroom accessories.* That is why you're always sure Whitney hamper colors *will match* the other colors in your bathroom.

Why Whitney Hampers *blend into* the decorative scheme.

THIS! Notice how this *Blend-toned* Whitney hamper fits into . . . blends with . . . the bathroom as a whole. Correct!

NOT THIS! Now notice how this hamper with its contrasting design and color tone clashes. It has become the dominating spot in the bathroom. Wrong!

At Better Dept. and Hardware Stores

A Whitney Hamper is a *well made piece of furniture.* This tag guarantees that you get *more for your money* when you buy a Whitney hamper.

WHY NOT BUY 2? *One for your bathroom . . . One for your bedroom.*

Whitney

BLEND-TONED
CLOTHES HAMPERS

F. A. WHITNEY CARRIAGE CO.
Leominster, Massachusetts

• fruit sauce

Mix 2 tsp. cornstarch with 2 tbsp. sugar, pinch of salt, and 1 cup syrup drained from fruit. Bring to boiling point and cook 5 min., stirring constantly. Remove from heat and add 1 tsp. butter. If some syrups make a very sweet sauce, add 1 tbsp. lemon juice to improve the flavor. Coloring may be added if desired.

• fruit salad dressing

Mix ½ cup pineapple juice with 1½ tbsps. lemon juice and ⅛ tsp. salt. Beat 1 egg slightly and stir in 2 tbsp. sugar and the fruit juices. Cook in top of double boiler about 3 min. or until mixture coats a spoon. Remove from heat and cool. Mix 1 pkg. (3 oz.) cream cheese with 3 tbsp. cream. then pour fruit juice mixture slowly into cream cheese, stirring constantly so it will blend thoroughly. This dressing is quite thick and is delicious with fruit salads.

Tested in THE AMERICAN HOME KITCHEN

• icebox plum pudding

Preparation time: 35 min.
(allow at least 6 hrs. for chilling)

¼ cup cold water
1 tbsp. unflavored gelatine
½ cup hot plum juice
¼ cup sugar
¼ tsp. salt
1 cup canned plums, shredded
¾ cup evaporated milk, whipped
1 egg white, stiffly beaten
Vanilla wafers

Pour cold water into bowl and sprinkle gelatine on top of water. When it has softened, add hot plum juice, sugar and salt and stir until dissolved. Cool. When mixture thickens, add shredded plums; fold in whipped evaporated milk and egg white.

Rinse a loaf pan (8"x4") in cold water; do not dry. Put a ¼" deep layer of pudding in bottom of pan, arrange a layer of vanilla wafers over this, and cover with a ½" layer of pudding. Place another layer of wafers over this and cover with remaining gelatine mixture. Crushed vanilla wafers may be sprinkled over the top if desired. Place in refrigerator and chill at least 6 hrs. or overnight. To serve, unmold and slice. Serves 8-10. Pineapple and other fruits may be substituted for canned plums. (To whip milk, have milk, bowl, and beater thoroughly chilled.)

117-146 cal. per serving. Source of vitamins A and B complex.

Tested in THE AMERICAN HOME KITCHEN

• pineapple custard

Preparation time: 55 min.

2 eggs
½ cup sugar
¼ tsp. salt
½ tsp. vanilla
2 cups milk
2 cups cooked rice
2 tbsp. melted butter
½ cup crushed pineapple

Beat eggs slightly and add sugar, salt and vanilla. Heat milk to scalding and add to egg mixture slowly. Add rice, butter and pineapple which has been measured after thorough draining. Pour into oiled custard cups and place cups in pan of hot water. Bake in moderate oven (350° F.) until firm—approx. 40 min. Chill, unmold and serve plain or with cold custard or fruit sauce. Makes 8 custards.

195 cal. per serving. Source of vitamins A and B complex.

Tested in THE AMERICAN HOME KITCHEN

• fruit crisp

Preparation time: 40 min.

1 can (No. 2½) fruit cocktail
½ cup sifted enriched flour
½ cup brown sugar
⅛ tsp. salt
⅛ tsp cinnamon
¼ tsp. nutmeg
¼ cup butter or vitaminized margarine

Drain fruit thoroughly and place in an 8" casserole. Sift flour, sugar, salt, cinnamon and nutmeg together and cut in butter or margarine with a pastry blender or two knives until mixture is crumbly. Sprinkle crumbs over top of fruit and bake in a moderate oven (375° F.) 30 min. or until top is brown and crisp. Serve hot or cold with fluffy cottage cheese. Serves 6.

204 cal. per serving without cheese. Source of vitamin A.

Tested in THE AMERICAN HOME KITCHEN

• peach pudding

Preparation time: 20 min.

3 eggs
¼ cup sugar
¼ tsp. salt
1½ cups milk, scalded
½ cup fruit syrup
½ tsp. nutmeg
¼ tsp.cinnamon
¼ tsp. almond flavoring
1½ cups sliced peaches (well drained)
1½ cups cooked rice

Beat eggs slightly with a fork and add sugar, salt, scalded milk and syrup drained from peaches. Cook mixture in top of double boiler until it coats a spoon; then remove from heat and add nutmeg, cinnamon, and almond flavoring. Combine with peaches and rice, pour into dessert dishes, and chill. Serves 8-10.

108-135 cal. per serving. Source of vitamins A and B complex.

Tested in THE AMERICAN HOME KITCHEN

• fruit cake ring

Preparation time: 50 min.

⅔ cup sifted cake flour
¼ tsp. salt
3 eggs, separated
1 tbsp. lemon juice
1 tsp. grated lemon rind
⅔ cup sugar

Sift flour with salt. Beat egg yolks until thick and lemon colored, add lemon juice and rind and continue beating until light. Fold in flour and salt. Beat egg whites until stiff but not dry and fold in the sugar gradually. Fold egg white mixture into egg yolks and flour and pour into a 9" ring mold which has been lightly oiled *just* on the bottom. Bake in a moderate oven (350°F.) 35 min. or until done. Invert pan and cool thoroughly.

Fruit Filling:

Preparation time: 20 min.
(allow time for chilling)

2 cups fruit syrup
2½ tbsp. cornstarch
2 tbsp. sugar
¼ tsp. salt
¼ tsp. nutmeg
2 tbsp. butter or vitaminized margarine
1 tsp. vanilla
1½ cups fruit cocktail
1½ cups pineapple chunks

Heat syrup from canned fruits in top of double boiler. Blend cornstarch, sugar, salt and nutmeg together and stir into hot syrup. Stir constantly until thickened; cook 10 min. longer. Add butter or margarine and vanilla; chill. Remove cake to plate; fill center with well-drained fruits and pour sauce over fruits and cake ring. Serves 8-10.

204-255 cal. per serving. Source of vitamins A and B complex.

Tested in THE AMERICAN HOME KITCHEN

Photograph on back of each recipe

ntainers, either by automatic or semi-automatic machinery. en a syrup of the desired consistency (light, medium, or avy) is poured over the fruit to fill the container. The jars cans are closed and subjected to a machine which re- ves all the air and hermetically seals the container. The cans or jars are cooked by either of two methods— boiling water or by steam under pressure. And here is ere Pasteur principles of heat to destroy bacteria are erpreted by laboratory control, since each fruit has its n scientifically-controlled number of minutes for com- plete cooking. Each cannery has laboratory and scientific engineers to watch over the all-important time of cooking for destruction of harmful bacteria.

To answer the question of whether it is injurious to leave food in cans or jars, the Bureau of Home Economics, U. S. Department of Agriculture, released the statement: "It is just as safe to keep canned food in the can it comes in, if the can is kept cool and covered, as it is to empty the food into another container." The dish into which the food might be emptied may not be sterile, while cans and foods


• peach pudding
• fruit cake ring
• pineapple custard
• fruit crisp
• fruit sauce
fruit salad dressing
• icebox plum pudding
Canned Fruit

Make Glamorous Food!

• assorted fruit tarts

Use standard pastry recipe for the tart shells and make them up a day ahead if you like. Just warm them slightly before filling.

A pineapple filling is made by sifting together ¾ cup sugar, 6 tbsp. flour, and ¼ tsp. salt. Then add 2 cups milk and cook in a double boiler until smooth and thick. Beat 3 egg yolks slightly and add cooked mixture gradually. Return to double boiler and cook 2 min. longer. Remove from heat and add 1 tbsp. butter. Cool; then add 1½ cups well-drained crushed pineapple and fill pastry shells. Crushed vanilla wafers sprinkled over the top give a professional touch.

If a vanilla cream filling is used, top it with sliced peaches, fruit cocktail or a pineapple ring and cover the fruit with a sauce made by cooking 1 cup fruit syrup with 1 tbsp. cornstarch until clear. A "quickie" filling is made by thickening crushed pineapple or fruit cocktail (don't drain off the syrup) with cornstarch. For special occasions, mix 1 pkg. (3 oz.) cream cheese with 3 tbsp. cream, and use it for a garnish as well as tasty appeal.

Tested in The American Home Kitchen

• fruit floating island

Preparation time: 30 min.

2 cups milk
¼ cup sugar
2 tbsp. flour
¼ tsp. salt
2 egg yolks
1 egg
1 tsp. vanilla
1 cup fruit cocktail
2 egg whites
⅛ tsp. salt
4 tbsp. sugar

Scald milk in top of double boiler. Mix sugar, flour, and salt thoroughly, add to milk, stirring until mixture is slightly thickened (about 5 min.). Remove from heat. Beat egg yolks and egg slightly, pour milk mixture into eggs while stirring; then return to double boiler, cook 2-4 min. or until custard coats a spoon (do not bring to a boil or custard will curdle). Remove from heat, add vanilla and cool. Place a layer of well-drained fruit in individual sherbet or dessert dishes and cover with custard.

For meringue, beat egg whites with salt until stiff but not dry. Gradually fold in sugar, then drop by teaspoonfuls on an oiled cookie sheet. Bake in a moderate oven (375°F.) 10 min. or until lightly browned. Lift meringues from cookie sheet and place carefully on custard. Serves 6.

170 cal. per serving. Source of vitamins A and B complex.

Tested in The American Home Kitchens

• toasty peach dessert

Preparation time: 20 min.

4 slices enriched bread
2 tbsp. butter or vitaminized margarine
4 peach (or apricot) halves
2 tbsp. brown sugar

Trim crusts from bread, and butter both sides lightly. Press into muffin pans to form cups and place a small peach or apricot half in each. Sprinkle with brown sugar and bake in a hot oven (400°F.) 10 min. or until bread is brown. Serve hot with fruit sauce.

Fruit Sauce

Preparation time: 10 min. (make while above is baking)

¼ cup sugar
½ tsp. salt
1 tbsp. cornstarch
½ cup cold water
½ cup fruit syrup
1 tbsp. lemon juice
1 tsp. grated lemon rind
1 tsp. butter or vitaminized margarine

Mix sugar, salt, and cornstarch together; add water and stir until smooth. Stir in fruit syrup (drained from peach or apricot halves) and cook until clear and thickened—approx. 5 min. Remove from heat and add lemon juice, grated rind, and butter. Serve over toasted fruit. Serves 4.

270 cal. per serving. Source of vitamins A and B complex.

Tested in The American Home Kitchen

• wartime pear upside-down cake

Preparation time: 1 hr., 10 min.

4 tbsp. softened butter or vitaminized margarine
¾ cup brown sugar
6 canned pear halves
¼ cup shortening
¾ cup sugar
1 egg
1 tsp. lemon juice
2 tsp. grated lemon rind
1½ cups sifted cake flour
2 tsp. baking powder
½ tsp. salt
½ cup milk or syrup from pears

Mix softened butter or margarine and brown sugar together and pat into bottom of 8" square cake pan. Arrange pear halves over this, cut side down. Cream shortening and sugar together, add egg, lemon juice and rind, and beat until fluffy. Sift flour, baking powder, and salt together and add alternately with milk. Pour batter over pears. Bake in a moderate oven (375° F.) 45 min. or until cake tests done. Serve plain or with fluffy cottage cheese. Makes 6 generous portions.

466 cal. per serving without cheese. Source of vitamins A and B complex.

Tested in The American Home Kitchen

• baked peach alaska

Preparation time: 15 min.

6 squares cake (white, sponge, or angel food)
6 cling peach halves
3 egg whites
6 tbsp. sugar
⅛ tsp. salt
½ tsp. vanilla

Place cake squares (cut 3-3½" square or just slightly larger than diameter of peach) on cookie sheet and lay well-drained peach halves, cut side down, on squares of cake. Beat egg whites until foamy and add sugar and salt gradually. Continue beating until egg whites will hold peaks, then add vanilla. Frost peach-topped cake with meringue and bake in a hot oven (425° F.) 3-4 min. or until meringue is slightly browned. Serve immediately. Makes a glamorous dessert using left-over cake and fruit. Serves 6.

224 cal. per serving. Source of vitamin A.

Tested in The American Home Kitchen

• fruit muffins

Preparation time: 40-45 min.

2 cups sifted enriched flour
¾ tsp. salt
4 tsp. baking powder
2 tbsp. sugar
1 egg, well beaten
½ cup fruit syrup
½ cup water
3 tbsp. melted shortening
Fruit cocktail, crushed pineapple, or diced fruits

Sift flour, salt, baking powder, and sugar together in a bowl. Beat egg well and add syrup drained from canned fruit, water, and melted shortening. Add liquid to dry ingredients all at once, and stir *just* until ingredients are blended. Fill oiled muffin pans one-third full; top each with a small teaspoonful of well-drained fruit, and cover with remaining batter. Bake in hot oven (400° F.) 20-25 min. Makes 18 small or 12 medium sized muffins.

81-122 cal. per muffin. Source of vitamins A and B complex.

These muffins are a welcome change from the conventional ones and an easy way to make use of small amounts of left-over fruits. If muffins are stirred too much, it is sometimes difficult to brown them. Brushing melted butter or margarine over the tops 5 min. before end of baking period will give them a better color.

Tested in The American Home Kitchen

Photograph on back of each recipe

are sterilized in the canning process, thus storing better.

After cooking, the containers are cooled and labeled. On the label is the important information giving the name and variety of the product, the canner or distributor's name, and the net weight—very important today.

Modern canning techniques of rushing the fresh fruit immediately to the cannery, and the quick processes which speed the fruit through the different steps into the cans, help tremendously in retaining the original vitamin and mineral content. This great speed exercised in canning insures the highest retention of food values. Canning

fruit is done in the absence of air, with only syrup add
to the fruit. Of course it is essential to utilize the juice of
fruit, otherwise valuable vitamins and minerals would
discarded. When stored, canned fruit should be covered
the air cannot cause any further vitamin loss. Before
war, fruits were canned in a variety of sizes which w
helpful since "there was a can to fit every need." But
war has changed the picture, and now fruits are canned
sizes #2, 2½, and 10. Size #2 contains two and a h

GRAVY MASTER
MAKES GRAVY GOOD
MEAT GOES FURTHER
Look for this bottle

SafeWay BRUSH TOP
SPOT REMOVER
SPOT REMOVER that cleans thing, fabrics, home and auto olstery. 10c and 25c at all 5c 10c, dept. and drug stores. send 25c for large 5-oz. kage. Safeway Cemical Co., 6 Lorain Ave., Cleveland, O.
NON-EXPLOSIVE
BRUSHES SPOTS AWAY

GENUINE NATURAL SPONGES

"Handy Maid" Sponge
Cloth Covered
25c, 35c, 50c, 75c
"Handy" Sponge
Chenille Covered
35c, 50c, 75c, $1.00
Spite scarcities, you can still get Genuine tural Sponges at drug, department or rdware stores by asking for "HANDY AID" or "HANDY." They're genuine natal sponge pieces enclosed in suitable covers shown — for friction, desired shape and eater wear. Soft and pliable when wet... old plenty of water . . . won't drip. Use "HANDY MAID" for ordinary household leaning . . . "HANDY" Chenille for heavy uty and Bath and Toilet use.
SCHROEDER & TREMAYNE, INC.
1711 Delmar Blvd., St. Louis, Mo.
291 Church St., New York, N.Y.
455 St. Sulpice St., Montreal, Canada

cups of fruit and syrup. Size #2½ contains three and a half cups of fruit and syrup. Size #10, which is designated as the institutional size, contains approximately twelve cups of fruit and syrup. To avoid waste, it is more important than ever to know the size of container needed.

Since points will be used in buying canned fruit, it is important to buy the correct quality and size for wise food usage. To help with your utilization of every ounce of canned fruit, we have featured all kinds of dishes which will use the last smidgin of fruit.

Since canned fruit knows no season, any of the suggested twelve recipes can be used any time during the year. Buying fruit in larger size containers means more specific planning to avoid any unused food going to waste. For example, if you have purchased a #2½ can of fruit cocktail (which contains 3½ cups of fruit and syrup), you could have for dessert one day Fruit Cocktail Ring; the second day for lunch you could have Fruit Floating Island, and the remaining fruit could be used in making Fruit Muffins for the following day's dinner, or to be carried in the lunch box. Of course none of these desserts have any similarity, with the exception of the fruit cocktail. Similar tricks can be done with other canned fruit.

It is more than patriotism—it's economy and good nutrition to combine eggs, milk, or cereal with fruits. Two particularly good desserts which answer all these requirements are Pineapple Custard and Fruit Floating Island. If milk and eggs are one of your nutrition problems—that is, getting enough into the daily meals—both these desserts will solve the problem.

For a quickie dessert which also tastes good and proved to be a favorite of the jury who tastes all the recipes, try Toasty Peach Dessert. Any fruit may be used instead of peaches. Of course the big feature of this dessert is the simplicity of merely tucking buttered slices of bread into muffin tins, putting some fruit in the indentation, and baking until the bread is crisp. A lemon sauce is served with this dessert, equally good served hot or cold.

When you have some special guests arriving, our vote goes for Baked Peach Alaska, which is made without ice cream. Use any cake for the base, arrange fruit on it, and spread with fluffy meringue. Bake in the oven until beautifully browned and serve immediately.

Delicious—Inexpensive

Brer Rabbit Milk Shake

RICH IN IRON AND CALCIUM

FULL OF GOOD FLAVOR . . . and full of good things children need to be healthy! So inexpensive, too! Milk for calcium . . . and molasses for iron—the same Brer Rabbit Molasses you use for baking.

To make Brer Rabbit Milk Shake, mix one tablespoon of Brer Rabbit Molasses with a glass of milk.

Scientific tests have shown Brer Rabbit is second only to liver as a rich food source of iron the body can use. Three tablespoons supply about one-third of a child's minimum daily iron requirements.

Brer Rabbit Molasses comes in two flavors to meet taste preferences: Gold Label, light and mild-flavored; Green Label, dark and full-flavored. In either cans or jugs.

Other Ways to Enjoy Brer Rabbit Molasses

Gingerbread . . Cookies . . On Bread and Butter . . Candies . . Muffins . . Puddings . . Brown Bread . . Baked Beans (old-fashioned) . . Pies . . On Cereal . . Baked Ham . . Candied Sweet Potatoes

Something every mother should know

FREE—MAIL TODAY!

PENICK & FORD, LTD., INC., New Orleans, La., Dept. AF4-3

Send me—FREE—Brer Rabbit's pamphlet on children's iron needs—also "Modern Recipes for Modern Living," containing 116 recipes.

Name _____
(Print name and address)

Address _____

How soup stock in your

FRIGIDAIRE

helps you build many grand meals

Your grocer has less soup, and fewer varieties, because of the wartime needs of our armed forces. But your family can still enjoy wholesome, delicious soup often. For it is easy to make.

Get a head start on several meals by preparing a soup *stock*. It will add body and flavor to soup and many casserole dishes, for it contains all the food values of meat, bones, and vegetables. Keep a supply in your refrigerator. It can make your job of wartime meal planning easier — and happier!

Try this simple Soup Stock recipe★

Here's what you need to make 1½ quarts of soup stock—enough for 12 servings when diluted with an equal quantity of water or vegetable liquors.

- 3 lbs. meat and bones (uncooked shin of beef or leftover meat and bones)
- 2 tablespoons fat or salad oil
- 2 quarts water
- 1 tablespoon salt
- 3 peppercorns
- 1½ bay leaves
- 8 cloves
- ¼ cup diced carrot
- ½ cup diced turnip
- ½ cup diced onion
- ½ cup diced celery

It's easy to prepare

Cut meat in 1" cubes. Brown ⅓ meat in fat or salad oil. Combine with remaining meat and bones, water, salt, peppercorns, bay leaves and cloves. Gradually heat to boiling point; remove scum as it rises. Cover; simmer for 3 hours if uncooked meat is used—but only 1½ hours if leftover meat is used. Add carrot, turnip, onion and celery 1 hour before end of cooking time. Strain and cool. (There should be 6 cups of stock; if not, add water to make 6 cups.)

It's easy to keep

Soup stock may be kept for several days. Cool stock quickly by setting pan in ice water. Pour into jars. Cover lightly with waxed paper and place in refrigerator. Store just below freezer; do not freeze. Before using, remove layer of fat. Save fat for war needs.

It's easy to use in dishes like these

Delicious Tomato Soup

- 2 tablespoons diced onion
- 2 tablespoons diced celery
- 1 bay leaf
- 1/16 teaspoon thyme
- 2½ cups cooked or canned tomatoes
- 2 tablespoons flour
- 1 cup Soup Stock★
- 1 cup water or leftover vegetable liquors
- Salt
- Pepper

Combine onion, celery, bay leaf, thyme and tomatoes. Cover; simmer 10 minutes. Strain. Blend flour to smooth paste with ¼ cup stock; add remaining stock, water or vegetable liquors and tomato mixture. Cook, stirring constantly, until thickened. Season with salt and pepper. Serves 4-6.

Treat your refrigerator right—use it properly

Defrost before frost builds up to ¼ inch (about the thickness of an ordinary lead pencil).

Cool foods before placing in refrigerator.

After freezing desserts or other foods, turn temperature control back about half way 'til used. After serving, return control to normal.

Avoid frequent and lengthy openings. Get everything needed at one time from the refrigerator with one opening.

To protect rubber seal and finish, always use the handle or opener to open and close the door.

To avoid permanent stain, immediately wash off foods and liquids spilled on the inside or outside of your refrigerator.

Rich Bean Soup

- ¼ cup chopped celery or celery leaves
- 1½ cups cooked dried pea, lima or kidney beans
- 1½ cups Soup Stock★
- 1½ cups water or leftover vegetable liquors
- 1 cup cooked or canned tomatoes
- Salt...Paprika

Combine celery or celery leaves with beans, stock and water or vegetable liquors. Cover; simmer 20 minutes. Add tomatoes; season with salt and paprika. Cover; simmer 5 minutes. Serves 4-6. (Leftover baked beans may be used in place of cooked dried beans.)

15 Minute Vegetable Soup

- 1½ cups leftover cooked diced vegetables
- 1½ cups Soup Stock★
- 1½ cups water or vegetable liquors
- 2 tablespoons diced onion or chives
- 1 cup cooked tomatoes
- Salt
- Paprika

Combine vegetables with stock. Add water or vegetable liquors, onion or chives. Cover; simmer for ten minutes. Add tomatoes; season. Cover; heat. Serves 4-6.

Any combination of leftover cooked vegetables may be used: green beans, cabbage, carrots, turnips, peas and celery. The greater the variety, the more delicious the soup!

If you use uncooked vegetables, simmer in stock 1 hour. Add tomatoes and seasoning. Heat.

Glorified Baked Hash

- 2 cups diced cooked potato
- 2 cups diced cooked meat (soup meat, beef, lamb, pork, veal or chicken)
- 2 tablespoons grated onion
- 1 teaspoon salt
- ⅛ teaspoon pepper
- 1 teaspoon Worcestershire sauce
- 1 tablespoon chopped parsley
- ½ cup Soup Stock★
- ½ cup water or leftover vegetable liquors

Combine potato, meat, onion, salt, pepper, Worcestershire sauce and parsley. Add stock and water or vegetable liquors; mix well. Pour into greased casserole. Bake in moderate oven (350° F.) 1 hour. Serves 4-6.

Scalloped Meat

- 3 tablespoons flour
- 1¼ teaspoons salt
- Few grains pepper
- ¾ cup Soup Stock★
- ¾ cup water or leftover vegetable liquors
- ¼ cup minced onion
- 1 tablespoon chopped parsley
- 2 cups diced cooked meat (use any leftover meat)
- 2 cups toasted bread crumbs
- 2 tablespoons melted butter or margarine

Mix flour, 1 teaspoon salt and pepper; blend to smooth paste with ¼ cup stock. Add remaining stock, water or vegetable liquors, onion and parsley. Cook, stirring constantly, until thickened. Add meat. Combine crumbs, butter or margarine and remaining salt; mix well. Place alternate layers of crumbs and meat mixture in greased casserole, ending with layer of crumbs. Bake in hot oven (400° F.) 30 minutes. Serves 4-6.

Buy War Bonds for Victory

See free offer on opposite page

Frigidaire's new booklet, WARTIME SUGGESTIONS, is packed with information like that on this page. Get your free copy from any Frigidaire dealer. Or mail the coupon on the opposite page today.

Next month: "How to Keep Meat"

For Excellence ARMY E NAVY *in War Production*

FRIGIDAIRE Division of GENERAL MOTORS

Peacetime Builders of Home Appliances, Commercial Refrigeration, Air Conditioners

MAN — or Mouse?

ELINOR SCOVILLE and MARCELLA RYSER

ARE you a man or a mouse? Do you and your wife entertain her friends—or do you raise your own voice about the guest list and include your men friends whose wives the Little Woman is not exactly excited about or possibly doesn't know anyway?

Most parties are pretty female affairs. There's female food, female decorations, even when the guest list includes men. So why don't you men do something entertaining yourselves? You're proud of that game room you and the boys decorated, or the barbecue you built single-handed. Well, why let the rest of the family hold a monopoly on it? There is nothing easier than to announce firmly that next Friday night you are using the game room, and invite some of the boys in. They'll call you blessed! It may even prompt *them* to entertain at home.

If you men are as clever as you think you are, you'll really produce something good in the way of a party, from the invitations extended on your business paper (invitations crude or silly enough so that your guests will know they can wear their slacks or old fishing pants) to the decorations you whip up yourself. How about making a centerpiece with that mounted fish you're so proud of? Or maybe you can scare up a huge spittoon for decoration, filled with home-grown hemen flowers like dahlias, if you're a gardening nut. You men must be sick of peering at each other through dinner-party tangles of tea roses and maidenhair fern, so cook up your own ideas of what table decorations ought to be at a man's party.

And why not place suitable little items at each place and let the men decide which is meant for which. A toothless comb

Sketches by Dorothy B. Porter

Throw your own men's dinner party, husband, and forget those business worries for one evening, at least!

This new free booklet from

FRIGIDAIRE

helps you solve many wartime food problems

36 pages of simple, practical suggestions—specially prepared to give wartime help to those who bought more than 7 million Frigidaires—now offered to every refrigerator user! Call or send for your free copy of WARTIME SUGGESTIONS today.

You face new problems

The war has played havoc with meal-planning. Almost daily you are confronted with new food-buying and food-keeping problems.

Our major responsibility is to turn out weapons and war materials for our armed forces. Yet knowing how important refrigeration is, we are anxious to help solve some of your wartime refrigeration problems.

Necessary wartime measures may have changed your pattern of living. Particularly your shopping and eating habits. For some foods are rationed. Others are not always easy to get. Besides, store deliveries have been curtailed. Shopping trips are fewer.

Even so, your refrigerator can help make meal-planning easier—if it is used properly.

Frigidaire tells you how

Frigidaire's new, timely booklet, WARTIME SUGGESTIONS, is filled with useful, helpful ideas. It tells you how to make your refrigerator seem larger, how to keep ready-cooked foods on hand, now that canned foods are rationed. Gives meat-keeping facts you need today. Tells how to use left-overs. Lists easy ways to give your refrigerator the best of care. Answers dozens of your questions.

We want you to have a copy. It represents the combined thinking of Frigidaire home economists, engineers, and service experts.

More help to come

Get your free copy of WARTIME SUGGESTIONS now. Then watch for Frigidaire messages that will help you solve new food-keeping problems as they arise.

Do you know these things?

Do you know how to defrost and completely clean your refrigerator in just fifteen minutes? WARTIME SUGGESTIONS tells you.

Do you know all the facts about keeping fresh meat safely? Which meats *should* be frozen, if kept more than twenty-four hours? WARTIME SUGGESTIONS tells you.

Do you know what can safely be kept outside of your refrigerator; what must go in? WARTIME SUGGESTIONS tells you.

Do you know how to keep and use left-overs to best advantage? WARTIME SUGGESTIONS tells you.

Do you know how to make tempting frozen desserts without sugar or cream? WARTIME SUGGESTIONS tells you.

Get WARTIME SUGGESTIONS booklet from your Frigidaire Dealer or mail coupon below

Look for the Frigidaire sign on your dealer's store, or find name and address in the classified pages of your telephone directory under this heading:

FRIGIDAIRE DIVISION,
General Motors Corporation,
345 Taylor Street, Dayton, Ohio
Please send me my free copy of your "WARTIME SUGGESTIONS."

Name_____

Address_____

City_____ State_____

EVEN NOW *Pella* VENETIAN BLINDS

FOR THOSE WHO WANT THE FINEST

THE SLATS in Pella Blinds are STRAIGHT GRAINED special wood that comes from only one *certain* forest in the northwest. All slats are HAND SELECTED. Replacements furnished FREE for warpage within 2 years! All mechanism enclosed in moulded head member—no valance! Pella Blinds close perfectly. Tilt easily, quietly. Exclusive type cord lock eliminates cord slippage —minimizes cord wear. 34 lovely "decorator" colors. Mail coupon for FREE Venetian Blind Book and name of nearest dealer.

Orders Shipped Within 7 Days

FREE VENETIAN BLIND BOOK

ROLSCREEN CO., Dept. 643, Pella, Iowa

Please send FREE *Venetian Blind Book*. After Victory, I am planning to: ☐ BUILD, ☐ REMODEL. Also send Pella literature on: ☐ ROLSCREENS, ☐ CASEMENT WINDOWS.

Name _____

Address _____

City _____ *State* _____

Imperial Console Card Tables — charming, practical, versatile — are a wise investment for "real living." Smartly decorative as a console, their practical convenience for games and informal dining saves time and effort — graciously confirms your hospitality.

IMPERIAL FURNITURE COMPANY
Grand Rapids, Michigan

Booklet: "How to Use TABLES to Revitalize Your Home" sent for 10c (coin). Write Department A-4.

Imperial Tables
KEEP UP THE AMERICAN WAY OF LIVING

for the bald-headed member, an old cigar butt for the smoker, a golf ball, a tiny blonde doll for the playboy, a toy fish, or dice. Large ashtrays on the table are a "must," and a real host will supply the boys with plenty of cigarettes and cigars, even if it cuts down on his own consumption for the next week.

Plan your own menu, and don't let your wife make any frozen goo in three shades of green. Even if the food is all starch or highly indigestible, get tough and stick up for it. Have ice cream with a beer chaser, if you wish; one case of indigestion never killed a husband. If you think you want to cook steaks yourself, over the barbecue, do just that (if you can still afford steaks). Roasting ears of corn are easy to prepare. Wives can be persuaded to cook any extra vegetable you wish, and they're not bad at dessert fixing, too.

If your wife doesn't approve of the way the party is going, you might quietly paste her one in the eye. Tie the children in the cellar and proceed with your plans—it won't hurt to show the family that you are a master of your own domain one night a year! Just let the Little Woman understand that she is to prepare the potatoes, make four deep-dish apple pies, do the dishes afterward, and keep her mouth shut. Don't even let her help you in serving, for a feminine presence will cramp the boys' style —and stories.

Only you men know what you would rather do after supper, but if you feel like playing poker until morning, play it. If you want to gather around the piano and sing Sweet Adeline until the roof lifts, do that. This party isn't an everyday event, and the neighbors can stand a little innocent fun once in a while. You might avoid difficulties by asking the man next door to the party; then he can't complain, or his wife, either.

The tired business man, depressed by world conditions, war reports, and radio commentators, should take his fun where he finds it. One way is to entertain the boys in his own home and demonstrate, for one whole evening, that he's a man, not a mouse!



It's a pleasure to clean windows with Bon Ami Cake . . . it makes them so bright, so crystal-clear, so sparkling. Why? Because Bon Ami *polishes as it cleans* . . . gets off dust, dirt and fingerprints quickly and easily. And Bon Ami leaves no oily film to pick up dust. Use it to clean your mirrors, too!

Bon Ami Cake
POLISHES AS IT CLEANS

"hasn't scratched yet!"

YOUR HOSPITAL AND DOCTOR BILLS PAID!

3¢ A DAY HOSPITALIZATION PLAN

SICKNESS or ACCIDENT

Don't allow Hospitalization expense to ruin your life savings. Insure NOW...BEFORE IT'S TOO LATE! In case of unexpected sickness or accident you may go to any Hospital in the U. S. or Canada, under any Doctor's care. Your expenses will be paid in strict accordance with Policy provisions. Individual or entire family eligible (to age 70). No agent will call.

POLICY PAYS
Hospital Expenses for Sickness or Accident up to $540.00
Doctor Expense up to $135.00
Loss of Time from Work up to $300.00
Loss of Life $1000.00
War Coverage . . . and other valuable benefits.

MAIL COUPON AT ONCE

NORTH AMERICAN MUTUAL INSURANCE CO.
Dept. AH3-4, Wilmington, Del.

Please send me, without obligation, details about your "3c A Day Hospitalization Insurance Plan".

Name _____

Address _____

City _____ *State* _____

It's the in the



HAYDN S. PEARSON

TEACHERS generally agree that the best school yet devised for training children for life is a good home. The schools, public and private, of the United States represent the flowering of democracy, yet a galloping poll of parents discloses that most of them have complaints against the schools their children attend. We who are in the front-line trenches of education realize that a home judges us in terms of one child. If your child gets along well, we run a good school. If your child doesn't, modern education

BEST world!

Hobart

eeds an overhauling! The fact is, a child comes from what we call "good" home, he generally goes ong smoothly. And a "good" me has no particular relation- ip to economic or social status. Parents are the world's original achers—they are still on the culty! Some subjects are defi- tely in the home curriculum. First, it is the duty of parents teach their children the mean- g of discipline. There is nothing rong, educationally, in teaching ildren to behave at an early age. little old-fashioned firmness, perhaps a meaningful spanking, still has its place. There has been a deal of nonsensical pedagogy written in the name of psychology. Well-disciplined children succeed in school and we see the difference at once. They have a head start.

Second, it's the home's duty to teach the youngsters the meaning of work. It's a fundamental life lesson. Just recently an otherwise intelligent mother sat in my office and said, "When I was a girl I had to wash dishes, sweep floors, and do all kinds of housework. Mary Jane is going to have a happy, care-free girlhood. When she gets married, she'll find out fast enough that life isn't a bed of roses." The tragedy of the mother's reasoning! Learning to work is one of the keys of happiness. Every child ought to have definite daily tasks from a very early age. School is a place for honest studying, and studying is work. We motivate it all we can through children's natural channels of interest, but the fact remains that if you, the parents, teach your children in the home the meaning of work, school life is more successful, and there's a solid foundation for later success.

Third, before children enter school, they should be taught to get along with others. This issue grows more acute year by year, as a surprising number of homes have only one child. The one-child home has a very real problem. Because one receives the attention of both parents, he is likely to become dependent, sensitive, and self-centered. Just because the neighbors' child is a little rough and boisterous, don't keep Johnny or Susan away. The growing-up process is primarily one of getting ready for life, and part of the technique of successful living is getting along with all kinds of people.

Fourth, self-reliance is very certainly a subject of the home curriculum. You and I know adults who still depend on father and mother. They still run to them with their small personal problems. We see children in school who have been unreasonably protected, and they are positively handicapped. If you deprive your children of the right of developing self-reliance, you're a failure.

Fifth, you should do all you can in the home to further the learning process. You don't need to buy expensive books, although you ought to provide all the reading materials you can reasonably afford. The child who gets interested in books before he starts school has an advantage. Take time and care in answering ques-

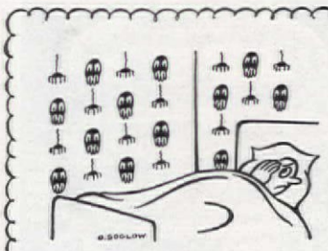

HOW TO
DECORATE
A BEDROOM

If your bedroom seems noisy, it may be the wallpaper. Certain colors woo slumber, others fight it off. The right ones can make an insomniac into a sleeping beauty! For many sleep-inducing tricks, read "This Will Put You To Sleep" . . .

FREE BOOKLET tells how to decorate and furnish bedroom . . . how to relax . . . how diet affects sleep . . . how to make a bed . . . care for blankets . . . 48 pages, many topics. North Star Woolen Mill Co., 232 S. 2nd St., Minneapolis, Minn.

North Star
All ☆ wool
BLANKETS
Navy gets first call on North Stars.
If your dealer has none, that's why.

A Chat About
CHAIRS

● There is no more intimate article of furniture than a chair. It may be cherished simply because of its association with the past. Again it may be useful, beautiful . . . or comfortable. When a single chair possesses all these qualities, then you have a treasure indeed.

Good material and quality workmanship are a tradition with craftsmen of the Sheboygan Chair Company. They are zealous of the reputation they have built for our product—chairs that are artistic, sturdy, well-balanced and a joy to use.

This year, we are celebrating our 75th anniversary as creators of good chairs. Over 6,000 dealers can show you chairs bearing our diamond trade-mark. It is a symbol of quality. If your favorite dealer can't show you Sheboygan Chairs, write us for the name of our nearest dealer.

SHEBOYGAN CHAIR COMPANY
SHEBOYGAN WIS. U.S.A.

SHEBOYGAN CHAIR COMPANY
Designers and builders of good chairs since 1868 — for homes, offices, schools, and institutions.
SHEBOYGAN • WISCONSIN
OUR 75th ANNIVERSARY AS CHAIR CRAFTSMEN

The Bright Side of a Dim-out

WHEN the lights were once on—all over the world—the warm glow of windows was our outward symbol of freedom from fear . . . of friendly hospitality. Tonight our windows are darkened. Yet, within America's four walls, burns an even greater eagerness to make each home a little brighter . . . each room, more beautiful.

With proper window treatment now assuming greater decorative importance, countless Scranton Craftspun* Curtains are now being used in smart homes across the nation. Not only do they lend a new atmosphere of charm, but these quality curtains also meet today's requirement for duration wear. Woven exclusively of 2- and 3-ply threads, tied together for added strength, they launder exquisitely and last for years.

If your store cannot immediately supply your needs, here are several reasons: Today, thousands of our boys are in tropical places—Tommy guns in one hand, fly swatters in the other. To meet their need for mosquito and camouflage nets, many Scranton looms are now working for them—that even a fox hole may have a brighter side.

Scranton
CRAFTSPUN CURTAINS
"The NET of Them ALL"
*Reg. U. S. Pat. Off.

WE DON'T TALK ABOUT TOILETS!

An unsanitary toilet is "unmentionable" in any household. It's unnecessary too. Ugly film and stubborn stains are removed easily and quickly with Sani-Flush. No scrubbing. Every time you use this scientific compound you clean away many recurring toilet germs and a cause of toilet odors. Do it at least twice a week.

Don't confuse Sani-Flush with ordinary cleansers. It works chemically. Even cleans the hidden trap. *Cannot injure septic tanks* or their action and is safe in toilet connections when used as directed on the can.* Sold everywhere. Two handy sizes.

FREE* *For Septic Tank Owners*

Septic tank owners don't have to scrub toilets, either! Tests by eminent research authorities show how easy and safe Sani-Flush is for toilet sanitation with septic tanks. For free copy of their scientific report, write: The Hygienic Products Co., Dept. 15, Canton, Ohio.

Sani-Flush

CLEANS TOILET BOWLS WITHOUT SCOURING

Guaranteed by Good Housekeeping

CORNS GO
while YOU carry on!

Dr. Scholl's 4-Way Relief Acts Instantly

1. Sends pain flying
2. Speedily removes corns
3. Prevents corns
4. Eases tight shoes

Make every precious hour count! Dr. Scholl's Zino-pads relieve your misery from corns and gently remove them—*while you carry on!* Instantly stop tormenting shoe friction; lift painful pressure. Separate *Medications* supplied for quickly removing corns. Cost but a trifle. At all Drug, Shoe, Department Stores and Toilet Goods Counters. Insist on Dr. Scholl's.

Dr. Scholl's Zino-pads

tions. Give your child a bookcase of his own at an early age. Take him to the library; as he develops hobbies and interests, see that he gets literature on the subjects.

Sixth, a good many parents are too busy—or think they are—to teach courtesy and good manners. Teachers are really concerned over this. It's probably equally true that we adults are growing increasingly careless of this aspect of life. In later life personality is the first requisite to getting a job, as a Harvard survey proved. Personality pays dividends, and courtesy and good manners are part of a good personality. We try to teach them this in school, but primarily it is a subject for the parents to teach in the home.

Seventh, since your children will, in later life, have to earn money, or at least handle it, they should learn a few fundamentals about it early in life. No child, not even one from a wealthy home, should receive money without giving some service in return. He should be taught a few things about spending it. Children do unwise things with their allowance that parents know nothing about. For example, we have a cafeteria in my school. Children spend five or ten cents for lunch and save the rest for a movie matinee. And fond parents believe their children go to movies only on Saturday afternoons! Or they buy a gooey mess at the drugstore at four-thirty, then can eat little supper. You parents don't know how your children spend their money unless you do a little checking up.

Eighth, the world pays dividends to those who assume responsibility. When work is undertaken a youngster should realize he has the responsibility of doing it well and without constant watching. We should not accept half-done jobs; this gives the child the idea that shoddy work is acceptable. Children need to learn to judge themselves by the work they do.

Ninth, it is up to the parents to teach standards of conduct. I don't believe parents or children are any different from those of a generation ago—not fundamentally. If parents swear, tell lies of any sort or off-color stories, or do anything below standard, it's no wonder children from those homes develop wrong ideals. It's inevitable for children to imitate us. It's the primary law of learning.

Last of all, there's a spiritual and psychological aspect to our job. There are plenty of sad and tragic sights in this semi-civilized world, but one of the worst is a home where the parents are too busy to give much time to the children. Too often a child gets a feeling that parents are so busy with very important things that he comes second. Take time to be a family. Do things together. Go on trips and picnics. If fathers set aside half an hour daily for their children, it will bring happiness to them in a degree world-hardened adults cannot appreciate.

The lessons you can teach are far more important and vital to them than those which we teach in school.

"IDEAL" FOR WAR-TIME CANNING!

Can *successfully* in BALL IDEAL fruit jars—the jars that save metal for war! This jar, preferred for years by many experienced home-canners, has a "no-stretch" *spring steel* wire clamp. The glass top lasts as long as the jar. Extremely easy to seal or open.

New BALL Glass Top Seal Jar: Another reliable jar using less metal and rubber, *Glass* lid, rubber and metal screw band form a perfect seal at top edge of jar. Band should be removed after 12 hours and reused.

Buy Glass Top Seal closures for Mason jars you have on hand. Easy to use—no puncturing to open.

BALL BROTHERS CO Muncie, Indiana

Ball Glass Top Seal

Ball Ideal

Ball

ALL-GLASS JARS

FREE! The BALL BLUE BOOK—complete instructions and 300 tested canning recipes. Fill in coupon on printed leaflet from a carton of BALL Jars, mail it to us for your free copy. If you do not have the printed leaflet, send 10c with your name and address.

YOU WON'T BE HUNGRY IF YOU CAN!

WATER LILY

Beautiful new decorative art pottery that will distinguish your loveliest setting. Fifty graceful shapes—choice of exquisite, hand-painted colors — Rose, Ciel Blue or Walnut Brown. Modestly priced at department stores and gift shops.

Send 10c for pottery booklet
ROSEVILLE POTTERY, INC.
Dept. A-43, Zanesville, Ohio

ROSEVILLE
DECORATIVE ART POTTERY

Be

CRAVE A FANCY CLOSET?

COME spring and house revamping goes right into the closet. Give yourself a treat when reaching for that pretty party dress by taking it off a brightly colored, well-padded hanger. Pull the new bonnet forth from a gaily decorated hatbox and just *feel* spring dance about you. Help yourself to a sweetly-scented hankie and gay gloves lying in wait in another box, fancy with pretty trimmings. You can't help but feel "partyish" before you close the closet door.

Closets deserve the same careful, tidy, and attractive treatment as your other rooms which are on display. Keep the walls covered with fresh paint or paper, and see that floors get as good a dusting as those in the bedroom. A closet sachet or two, shelves covered with

retty shelf papers, then trimmed ith harmonizing edging, do give luxurious feeling of cleanliness nd tidiness every time the door is pened. The closet, remember, is ne hidden sanctum in which are laced your treasured possessions -clothes. "Treat them kindly" is wartime theme—one we must ke seriously! It's easier and much ore pleasant when gay boxes, ight walls, pretty hangers, pleas- g decorations of all kinds con- ibute greatly to their well-being.

Old boxes stored away for "some day" come down off the storage shelf, the gay fabric scraps in your sewing kit are brought out, then the scissors and paste. The trimmings can be your choice. Try gummed stickers put together in all sorts of patterns, or strips of passe partout binding or Scotch tape worked in stripes, plaids or checks. Get packages of crepe paper in your favorite colors, some wire shanks, and lots and lots of cotton—the non-antiseptic kind

your own Decorator!

Materials courtesy of Dennison

that no one is going to claim "essential." Full directions for making all of them are given with the pictures on the following two pages. You'll soon find you are pleased enough to make them for very special feminine friends, as they are ideal for bridal and birthday gifts.

Yes, boxes CAN beautify! Stored-away boxes, old fabric scraps, papers of pretty designs, a bit of paste, wire, stickers—these make your wish for a fancy closet come true

New "Charm-by-the-Yard" -with TRIMZ Ready-Pasted Borders!

FOR PAINTED OR PLAIN DECORATED WALLS ...APPLY THEM YOURSELF!



New color-appeal for your bedroom with **TRIMZ**—not only on walls and ceilings, but around windows, mirrors, doors—in closets, on furniture and waste baskets!

TRIMZ adds sparkling gaiety to the children's room—and it's washable.

Gay! Colorful! Smart! These washable, sunfast, ready-pasted borders will add thrilling new glamor to your kitchen, bathroom, bedroom—in fact, *any* room!

It's so delightfully easy to put them up yourself. Simply dip in water—and apply to the wall. Choose from scores of patterns to suit every type room and color scheme. Comes 12 ft. to the roll, 1⅞, 3, and 4 inch widths, 15¢, 20¢ and 29¢. At your department, hardware, paint or dime store. Brighten *your* home with **TRIMZ** today!

The Meyercord Company
5323 W. Lake Street
Chicago, Ill., Sole Distributors

REG. U. S. PAT. OFF.
TRIMZ Ready-Pasted Borders

PLANNING TO *REPAIR* OR *IMPROVE* YOUR PROPERTY?

Announcing A New Multi-Use FIBRE PIPE

Tougher Than Tile— Outlasts Iron

- REPLACES TILE AND CAST IRON FOR NON-PRESSURE USES
- FOUNDATION AND SUB-SOIL DRAINAGE
- SEPTIC TANK FILTER BEDS
- DRAIN PIPE FROM HOUSE TO SEWER OR SEPTIC TANK
- DOWNSPOUTS, VENT STACKS, DRY PLUMBING
- GREENHOUSE IRRIGATION

NOT A SUBSTITUTE— AN IMPROVEMENT!

THE FIBRE CONDUIT COMPANY
Orangeburg, N. Y.
Leaders in Electrical Conduit Field for 50 years
Mail Coupon for Information.

• War accelerates progress—and here is a new and better building material product with a hundred uses for home, garden and lawn. It's a product for the new and better post-war world of tomorrow—ready for you NOW without any priority!

Light and easy to handle. Can be sawed, bored and worked with ordinary carpenter tools. Not brittle—will not corrode. Impervious to root growth. Low in cost. Lifetime service.

Ask Your Plumbing Contractor for

ORANGEBURG FIBRE PIPE

The Fibre Conduit Co., Orangeburg, N. Y.
Please send information regarding ORANGEBURG FIBRE PIPE. Also name of nearest dealer. Dept. AH-4
Name.....
Address.....City.....

For His and Her convenience, these Modern light Walnut "Chest-mates" provide individual storage in one compact space. Chests $21.95 each, "Mr. and Mrs." Mirror $15.25, f.o.b. factory. Typical of more than 500 beautifully styled Modern, Traditional and Early American pieces illustrated in our NEW 64-PAGE BOOKLET . . . yours for the asking at Wards nearest Retail Store or Order Office. Otherwise, send 10 cents in coin to Dept. AH-4, Montgomery Ward, Chicago.

Hallmark Quality Furniture

MONTGOMERY WARD & COMPANY • CHICAGO, ILLINOIS

THE FINE ENGLISH DINNERWARE

Spode

BLUE CAMILLA

Start your set of Spode with an Individual Place Setting. Add more from open stock. Ask your dealer about the Place Setting Plan or write for Booklet 17.

Sole Agents and Wholesale Distributors

COPELAND & THOMPSON, INC.

206 FIFTH AVENUE, NEW YORK, N. Y.

Prices are subject to change.

Individual Place Setting $5.17

FLOWER ARRANGEMENTS

Every lover of flowers and plants will welcome this book on Flower Arrangements and indoor gardening. In its 104 pages you will find hundreds of illustrations, specific instructions on the selection, nurturing and care of all kinds of plants. Experts will show you how to get the best effects in your flower arrangements. Articles on greenhouses, hot beds, terrariums, dish gardening, etc.

"Flower Arrangements and Indoor Gardening" costs but 50 cents postpaid. Send for it today. Mail a 50¢ remittance (stamps accepted) to

The AMERICAN HOME, 251 Fourth Ave., New York, N. Y.

PRATT & LAMBERT PAINT

MADE BY THE MAKERS OF

"61" Floor Varnish

PRATT & LAMBERT-INC. • NEW YORK • BUFFALO • CHICAGO • FORT ERIE, ONTARIO



Cut squares of cotton and crepe paper for lid, strips long enough to go all around sides and 2" wider than box depth, for box. Paste to under side of box at bottom, and to inside at top



Keep paper and padding taut and smooth while working, and paste firmly into place over edges. It is best to stretch paper and smooth it as you go

For "tufting," pierce with wire shanks, or decorate with Scotch tape, passepartout binding, or fruit or floral gummed seals

The

AMERICAN HOME

SCRAPBOOK

for your "Dream Home"

Here is a beautiful, loose-le Portfolio, with covers in four co ors (each one different). A co venient and easy way to file all the fascinating material, phot graphs and details you will fin so helpful in making yo "Dream House" a reality!

This Portfolio is large enough take a full page from Th AMERICAN HOME magazine. is complete with two indexe printed on inside covers for ea reference; 10 manila index shee and 10 linen index tabs; and bright red shoe lace to tie th covers together!

This "Dream House" Portfol will expand to any size, and wi make a handsome addition your library table. Order it no and save all the worthwhile mat rial which is appearing in th magazine. Let the Scrapboo make your "Dream Home come true! In order to get th widest possible distribution, w have priced it at cost, plus ma ing expense. Sent postpaid, an where in the United States,

For only 35c

Order direct from

THE AMERICAN HOM

251 Fourth Avenue

New York, N. Y.

If you want to

BUILD UP RED BLOOD!

And Also Relieve Distress of 'Periodic' Female Weakness!

If you want to build up red blood corpuscles to promote a more refreshed bloodstream, more strength—try Lydia E. Pinkham's Compound TABLETS (with added iron).

Pinkham's Tablets are also famous to relieve distress of female functional monthly disturbances. This is because of their soothing effect on ONE OF WOMAN'S MOST IMPORTANT ORGANS. Taken regularly they help build up resistance against such symptoms. Follow label directions. *Worth trying!*

For free trial bottle tear this out and send with name and address to the Lydia E. Pinkham Medicine Co., 855 Cleveland St., Lynn, Mass.

85

LOW COST HOMES For Post-war Living

Another of The AMERICAN HOME's famous House Plans books is just off the press, to help you plan the post-war home you will build some day. It is devoted entirely to the low cost ($2,000 to $6,000) field, and stresses particularly newly-developed building materials and techniques.

It illustrates one house with the entire 2-story wall made of clear glass. Still another, built completely inside a factory and delivered to the building site on a trailer truck. Dozens of striking exteriors made of batten board, adobe, plywood, concrete and many other materials. A total of 85 complete plans that represent the cream of post-war thinking by the country's leading architects.

Mailed postpaid, anywhere in the United States, for only 50 cents. Send all orders to

The AMERICAN HOME
251 Fourth Avenue
New York, N. Y.

Good News For Asthma Sufferers

If you suffer from choking, gasping, wheezing, recurring attacks of Bronchial Asthma, here is good news for you. A prescription called **Mendaco** perfected by a physician in his private practice contains ingredients which start circulating thru the blood within very short time after the first dose, thus reaching the congested Bronchial tubes where it usually quickly helps liquefy, loosen and remove thick strangling mucus (phlegm), thereby promoting freer breathing and more restful sleep. Fortunately **Mendaco** has now been made available to sufferers from recurring spasms of Bronchial Asthma thru all drug stores and has proved so helpful to so many thousands it is offered under a guarantee of money back unless completely satisfactory. You have everything to gain, so get **Mendaco** from your druggist today for only 35c. The guaranteed trial offer protects you.



Pad coat hanger with strip of absorbent cotton as long as hanger, wide enough to cover

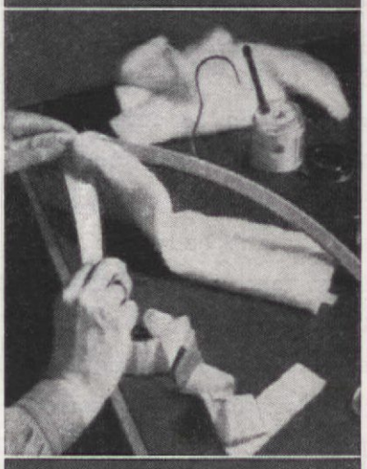

Cut, across grain, strip of crepe paper ¾" wide, wrap tightly over cotton, stretching as you wrap, paste 2" square piece of paper to fasten end



Wrap with second layer of cotton, second strip of crepe paper, decorate with gummed seals

Save up to 1/2
AND GET LOVELY BROADLOOM
OLSON RUGS

Woven Reversible for Double Wear

Send Your
OLD RUGS
CARPETS, CLOTHING

WE DO THE REST! It's all so easy: your materials will be picked up at your door by Freight or Express at our expense—and 10 days later you can have luxurious, deep-textured, new Broadloom Rugs that will be woven *Reversible* for *double wear* and *luxury*—in sizes up to 16 feet wide, seamless, by any length.

Choice of 61 Colors, Patterns

FACTORY-TO-YOU PRICES

You, too, can save up to ½ on rugs. Over two million customers. Catalog tells how we shred, sterilize, merge and reclaim materials of all kinds and colors, steam, picker, card, bleach, re-dye, re-spin and re-weave into beautiful new Olson Rugs.

You Risk Nothing by a Trial. We guarantee to satisfy or pay for your materials. Our 69th year. Order direct by mail and save. (We have no agents).

FREE *Book IN COLORS*

The beautiful Olson Catalog shows 61 lovely Early American, Oriental, 18th Century and Leaf designs—Solid colors, Tweed Blends, Ovals, all in actual colors. Many valuable decorating hints—26 model rooms in colors—full information.

Chicago New York San Francisco

TEAR OUT - MAIL TO-DAY

or send a 1c Post Card to:

OLSON RUG CO., C-20, CHICAGO, ILL.

Gentlemen: Mail big, money-saving Catalog of Rugs and model rooms FREE to:

Name_____

Address_____

Town_____ State_____

© ORC 1943

Add a Touch of Gayety to Your Home-

with a "Living Picture"

There's magic in mirrors. A genuine Nurre Mirror can change the entire appearance of a room, making it brighter, gayer, as it reflects charming, ever changing "Living Pictures" of your family life. And a cheery home is more important today than ever before—to help keep family morale at a high level in these times of stress.

See these genuine Nurre Mirrors at your dealers, all made from polished plate glass in dozens of beautiful patterns and styles.

FREE BOOKLET
New 1943 Edition
"HOW FAMOUS DECORATORS WOULD USE MIRRORS IN YOUR HOME"

How to use "Mirror Magic" to brighten your home. Mail the coupon for your FREE copy.

Living Genuine NURRE Mirrors *Pictures*

The Nurre Companies, Inc.
Dept. AH -Bloomington, Ind.
Please send me your FREE booklet.

Name.....
Address.....
City..... State.....

Help to Ease Wartime *Fuel Shortages...*

Use Your HEATILATOR FIREPLACE On Cool Spring and Fall Days

● This spring—more than ever before—thousands of lucky owners will appreciate extra comfort and economy. For the Heatilator actually circulates heat. It warms every corner of the room, and even adjoining rooms. On cool spring and fall days, it saves weeks of wasteful furnace fires, conserving rationed fuels for colder weather. Correctly designed, it eliminates the common causes of smoking.

Plan Now for Your Future Home or Camp

Today the manufacture of Heatilators has given way to the production of important war materials. No more Heatilator units can be made for the duration. But in planning your peacetime home or camp, don't forget the lessons of the war. Be sure to include a Heatilator Fireplace. Write for complete details.

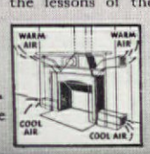

HEATILATOR INC.
514 E. Brighton Ave
Syracuse, N. Y.

HEATILATOR Fireplace

Beautiful Bowls

FROM ROMANTIC OAXACA
...A WHOLE BAKER'S DOZEN OF THEM (13)
FOR $2.95 PREPAID
FOR FRUIT, CEREAL, SERVING, ETC.
IN GAY COLORS AS FRESH AS SPRING

Generous in size (6 x 2 ins.), serviceable and highly glazed, they take the place of those bargains that once came from Europe and the Orient. These are from our good neighbor Mexico and they beautify any table.

Immediate Delivery Prepaid

For 50c additional we will pack your order in a serviceable bamboo hamper, wastepaper size.

The OLD MEXICO SHOP
SANTA FÉ-NEW MEXICO

Eezy Wear Gloves Have Gone to War!

Our old friends will cheerfully "do without" when they know that our entire output is not enough to supply the war-workers who need hand protection. Eezy-Wear will return to you after victory. National Glove Co., Columbus, Ohio.

Sole satisfying

Photographs, Courtesy Shinola

ONCE UPON A TIME, in the year 1943, there was a pair of shoes that were so dingy and shabby their mistress hid them in the back of a dark Then came rationing and the call for all good shoes to come to the aid of their country, so the lady  to the cobbler. When he saw them, he was dis- tressed, for they were good shoes that had been badly treated, so he told the lady to come back the next day, and he would have them fixed for her, but that she must follow this secret, shoe-saving formula:

"Remember that leather is skin that has pores, just like <u>your</u> skin has. It must be kept clean, and covered with polish that protects it from dirt and wet. If shoes get very dirty, scrub them with and water. (Not for buck and suede.) Rinse off lather with a damp and let them dry before you 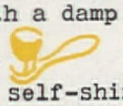 either a good paste or a self-shining wax liquid . If your shoes get wet, dry them at room temperature, <u>not</u> under the stove. Restore the oils and shine them when they're dry, by applying polish . Store your shoes away <u>clean</u> and  with  or newspaper in the toes. Never let the run over, or the wear through and your shoes will live a long, beautiful and useful life."

So the lady, chastened by the cobbler's advice, took her reclaimed shoes and hastened to tell of her good fortune so they might save <u>their</u> shoes, and so make themselves and Uncle Sam happy.

Laundry lifelines

GEORGIA LEFFINGWELL

Cleanliness Bureau

ONCE UPON A TIME, there was a young lady who washed her stockings only upon Saturdays. She grabbed some soap, rubbed hard, rinsed once, dried them quickly over the radiator, and rushed off to lunch with her current beau. The other clean ones were jammed into a bureau drawer already stuffed to the top. If they ran, she didn't care - she could use them for hooked rugs. WAR, and stocking silk went to make parachutes! Our lady wept. She had no stockings, none without runs. The ensign was waiting to take her to tea. Oh, dear, oh, dear! What should she do? Just then her fairy godmother appeared and said, "You have been a wicked girl to waste good stockings - but if you promise to take proper care of them I'll give you a fine pair of beautiful rayon hose.

"You must wash them after every wearing, in mild suds. Use luke-warm water and work quickly. Rinse them well in three waters - don't rub or wring. They are weakest when wet. Roll them in a towel to rid them of excess moisture - and dry them away from heat for 36 hours. Keep them in a snag-proof box." Our lady promised. The fairy waved her wand, and as she vanished a pair of lovely sheer stockings appeared. The lady met the ensign and lived happily ever after.

Twin Arts



QUICK COOKED STARCH

1 Cream together a little cool water and a little Quick Elastic Powder.

2 Now, stir this creamy mixture as you pour boiling water into it.

Hot Flash of Boiling Water Cooks It Completely. Gives You Nice, Clear, Cooked Starch in 30 Seconds

Test this wonderful invention today and see for yourself—you can do things with it you could never do with starch. 1. Make cooked starch *without* cooking it on the stove. Mix up a little Quick Elastic and cool water. Now, bring it to the hot point—*cook it*—by adding boiling water. 2. Iron cottons, curtains, dresses, shirts—without sticking or pulling. 3. Give all your things a lovely, sweet-smelling, elastic finish.

Note the difference in Quick Elastic the moment you open that buttercup yellow box. *It's powder.* No lumps to boil down. No waste. Gliders already in it give you smooth ironing. Thousands are changing to this dandy powder. Join them. Learn the pleasure of starching and ironing the Quick Elastic way. Change over now.

WONDERFUL FOR IRONING

A Lady Writes: "I sure admire the idea of not boiling the starch . . . ironed my first set of dresses today and they ironed so smooth and even."

SMO-O-OTH*

* That word is used time and again by women who write us

Personal! Lady

—or how to get into the bath in order to get the most out of it by way of

Bathing is much more than getting clean behind the ears



If you're all tied up in knots, draw yourself a *not-too-hot* tub, sprinkle in your pet bath salts or bubble bath, and, after you've wrapped a band around your hair, cream your face but thoroughly! Then get into your generous tub and relax completely. If the 'phone rings, don't answer it. If anyone knocks, ignore them. You're alone without your thoughts, and let nothing interrupt your half-hour. After you've floated about ten minutes, start the soaping process, using a good soft, soothing washcloth.

Here's a ten-minute pick-up formula-of-the-bath that does a good, clean job. Water should be *lukewarm* this time. Hop in and relax for two minutes. Scrub with good soap and brush for two minutes. When time's up and you're thoroughly rinsed, take a two-minute rubdown. Now you've four minutes to wind up in, if you're clocking you. Apply your anti-perspirant, cologne,

Showers ~ Sponge Baths

THE showers that boom in the morning have a great deal to do with the case of bathing, too. Some people swear at them, but a great many swear by them to pick them up and send them forth all bright-eyed and bushy-tailed to meet the dawn. Morning is the best time for showers, too, we maintain, even in the face of any-time shower addicts, for *they are* stimulating—it's the nature of the beast! A wonderful idea, with a nose to the future, is to rub the body with bath oil before you get under the stream. It makes you feel elegant.

Then get yourself into a terrific lather, with a good, bland soap and brush. Scrubbing the back with a brush is a wonderful investment in any bath language. It peps up the circulation and tends to minimize the blemishes that go on behind one's back sometimes. To the brave belongs the cold shower after the comfort of the warm. It makes the blood sing almost, and closes up all the little pores that might do you dirt if left opened to breezes. *But,* don't take cold showers unless you've a good, tough constitution. You can whip up your circulation by drying yourself with extra ambition and a good turkish towel that's fleecy and absorbent.

SPONGE BATHING is not to be scorned as a last bathing resort (and we aren't punning) of the feeble. It is a form of bathing that's going to be mighty popular before this war is over, with the great and increasing need for conserving heat and water. Taking a bath in a bowl can be a refreshing substitute for the tub or shower. It can be treated like a regular bath, in miniature, as far as adding bath crystals or salts to the water. These tend to make standing first on one foot and then on the other an Occasion. And after you're all cleaned and dried—in sections—the procedure is just the same. You use your anti-perspirant or deodorant, then cologne, especially nice after this kind of bathing.

FOLLOW YOUR NOSE if you want to be assured of being the perfectly groomed, poised woman. For no matter how religious you are about bathing, no matter how expensive the soap and accessories you

Of the Bath

grooming, relaxation or stimulation

every Saturday night

Sketches by Clare McCanna



Dry yourself thoroughly but gently. You're not aiming to stimulate! Put lotion on any rough spots, pat on bath powder, finish your night face.

and so to Bed!



cream the rough spots, especially the elbows and legs—remember summer's leg make-up need a good, smooth foundation.

Pat on your powder, and you're set for clothing your sweet, clean, and glowing body that isn't tired anymore—all in ten minutes, if you must.

Bath Baubles

use, if you don't use an effective anti-perspirant or deodorant, you might just as well be dirty as far as the effect you will have on your fellow men and women. There's no excuse these days for offending with the very unpleasant odor of perspiration. Everyone perspires, so everyone *can* be guilty if she doesn't make the use of an anti-perspirant or deodorant a regular practice. And stopping perspiration entirely under the arm will do no harm at all. The area involved is so small that it doesn't upset the body's system. The liquid types are usually stronger than the cream anti-perspirants, and your own perspiration habits should tell you which is for you. The deodorant, on the other hand, does just what the name implies--it eliminates existing perspiration odor, so remember that if that is your choice. Not only will you save your reputation, but you will save your clothes from the ruination that perspiration causes!

BATH BAUBLES lead a double and useful life that doesn't involve vital materials or you couldn't get them. Bath salts not only make your bath smell like an old spice shop or patch of lavendar and other posies; most of them tend to soften water and thus prolong life of hide and soap. Lotions protect the skin, powders make life smoother, body sachet's a new perfume idea, and there's a grand new type of cologne in an emollient base that softens as it perfumes, and no alcohol! So ladies, have good clean fun! You'll be royally ravishing, refreshed, and rested!

In this jar .....

A POSITIVE POWER

TO BENEFIT AND BEAUTIFY

through *Special Ingredients*

TODAY women want a cream that will *do* something for their skin . . . something constructive, transforming. It's not enough for it to be just a lovely, luxurious cosmetic. It must contain ingredients that do needed work.

That's why so many women are turning to Phillips' Milk of Magnesia Skin Cream. It contains *special* beneficial ingredients that *do* something . . . like controlling oiliness, dulling shine . . . helping to ease out blackheads and prevent enlarged pore openings . . . keeping dry flaky skin supplied with needed moisture and oils.

Phillips' Skin Cream contains an ingredient no other cream contains—fine genuine Phillips' Milk of Magnesia. It contains moisture-holding cholesterol. And it contains softening, suppling oils.

Let it Work at Night! Give these ingredients a chance to do their beneficial beautifying work at night—to soften, to neutralize any acid accumulations found in the external pore openings, to supply moisture and oils.

Use it as a Foundation! Phillips' Skin Cream acts in its own remarkable way as a base for make-up that women find almost perfect. Powder and rouge go on so evenly and keep that freshly-applied look for hours!

Phillips' Milk of Magnesia Skin Cream is helping many thousands of women to achieve and keep a fresh, dewy, delicate skin. It is ready at hand to help you.

PHILLIPS'

Milk of Magnesia Skin Cream

PHILLIPS' MILK OF MAGNESIA CLEANSING CREAM

Cleanses and softens the skin. Not only loosens surface dirt but penetrates outer pore openings and floats away accumulations. Makes the skin feel so soft and fresh!



REMEMBER
Pearl Harbor
BY PLANTING THIS
"MEMORY ROSE"

Truly named, to commemorate and honor the brave quality of our fellow Americans. Vigorous growth, with exceptionally long and pointed bud. Upper part of petal delicate shade of shell pink with golden bronze shadings at base. Outside of petals vivid Tyrian rose.

PEARL HARBOR is unequaled by any other Hybrid Tea Rose we know of.

Prices: $1.50 ea. Doz. $15

Wayside's Famous Book-Catalog

Because of conditions we have only had a limited number printed, so be sure to get your name in early. More new Roses, Flowering Shrubs and items for your garden.

All new flowers are shown in true to life colors. To be sure of this outstanding book, kindly enclose 25¢ (coins or stamps) to cover cost of postage and handling.

Wayside Gardens
12 Mentor Avenue
Mentor, Ohio
Trade Mark Reg. U. S. A.

Fulton's PLANTABBS

Roses, Garden Flowers, **Victory Gardens,** and Potted Plants, fed now and regularly on Plantabbs, show more and finer blooms, beautiful foliage, and **greater yield.** Complete **Food** tablets including **Nitrogen** and **Vitamin B₁.** Success or money returned. **Dealers or PLANTABBS CO., Baltimore, Md.**

10c — 25c — 50c — $1.00 — $2.75

GROW Bigger, Earlier VEGETABLES!

INCREASE YIELD 18% TO 51%!

Do as successful market growers do: Place patented Germāco HOTKAPS — strong little hothouses — over seeds (or over plants when transplanting). Completely protect from destructive frosts, storms, insects—maintain perfect mulch. Increase yield 18% to 51%, ripen plants 3 weeks earlier. Quick, easy to set instructions on package. 25 Hotkaps, **50c.** 100 for **$1.95.** 250 for **$3.50.** Setter free.

NEW WEATHERIZED TRELLIS



Grow bigger, finer GARDEN PEAS, POLE BEANS, TOMATOES WITH TRAIN-ETTS Weatherized Netting. Hung with ease in 5 minutes; no fuss or bother. Use instead of wire or string. (Wire in sun burns delicate tendrils.) Doesn't rot like string — lasts several seasons. Makes picking easy. 60 x 72 in. size only . . . **39c**

NEW STREAMLINED SPRAYER

New HARCO is only professional-type Sprayer priced so low. Long extension rod quickly sends insecticides onto tops of tall shrubs, under small plants, hard-to-reach places — easy to use. Attractive, colorful. Sprays up, down, sideways without adjustment. ONLY **$2.35** complete.

FREE—write for folders of these GERMĀCO Products.
AT YOUR GARDEN SUPPLY DEALER or write . . .

GERMAIN'S
Germain's Germāco Mfg. Div.
747 Terminal Street, Dept. 4, Los Angeles, Calif.

Here are the WINNERS!

Dahlias, peonies, and gladiolus that won top honors by taking our Achievement Medal in 1942

THIRTY-SEVEN new flower varieties won THE AMERICAN HOME Achievement Medal for outstanding merit at leading 1942 shows. As we present here the detailed record of the competition we add our hearty congratulations to the many originators and growers who so splendidly carry on their devotion to the cause of greater beauty even in the midst of war!

Top, the new red peony Kansas, silver medal award at Topeka. Above, Dixie's Wine Dot, a three-medal winner

DAHLIAS. *American Dahlia Society, Western Pa. Branch*—To A. E. Heil, Pittsburgh, Pa., for NATION'S PRIDE: formal decorative to inf. dec., 10″, autumn shade with peach cast and slight lavender reverse. *Baltimore Dahlia Society*—To Norman W. Swift, Wilmington, Del., for SONDRA LEE MORGAN: salmon pink informal, 13½″. Won also at Delaware and Camden. *Burholme Horticultural Society* — To Stanley Johnson, Cheltenham, Pa., for EXCELLENCE: informal decorative, brilliant rose pink, very long stems, large blooms. *California, Dahlia Society of*—To Frank Pelicano, San Francisco, for BELVEDERE: white informal semi-cactus, lavender tint, 10″. *Camden Dahlia and Horticultural Society* — To Norman W. Swift, Wilmington, Del., for SONDRA LEE MORGAN: salmon pink informal, 13½″. Won also at Delaware and Baltimore. *Central States Dahlia Society*—To Dixie Dahlia Gardens, Clio, Mich., for DIXIE'S WINE DOT: informal decorative, white and wine-red bicolor, early, 12″-14″. Won also at Toledo and Michigan. *Delaware Dahlia Society, State of*—To Norman W. Swift, Wilmington, Del., for SONDRA LEE MORGAN: salmon pink informal, 13½″. Won also at Camden and Baltimore. *East Liverpool (O.) Dahlia Society*—

Give your Victory Garden the 'Extras' of a Complete Plant Food!

WITH **VIGORO**

Victory Garden Fertilizer★

(FOR FOOD PRODUCTION ONLY)

● *Of course,* you're planning a Victory Garden this year. You know that Uncle Sam is counting on you, and millions of other patriotic Americans to grow just as much of your own vegetable needs as you possibly can. That's a vital part of the war effort.

But you know, too, that vegetables . . . to grow plentifully, for perfection of size and flavor, for extra richness in minerals and vitamins . . . *must have complete, balanced nourishment.*

Swift's long successful experience in the manufacture of complete plant foods is your assurance that VIGORO Victory Garden Fertilizer will produce the results you want and expect.

VIGORO Victory Garden Fertilizer is a complete plant food . . . a real square meal . . . supplying in scientific proportions *all* the food elements growing things need from the soil. It produces results quickly and *economically*. Rely on VIGORO Victory Garden Fertilizer to produce yields of tender, tasty and nutritious vegetables. Get it from your garden supply dealer today.

Ask him, too, for a free copy of "How to Make a Better Victory Garden." Prepared by experts, it is full of sound advice.

SWIFT & COMPANY

★ **For the duration Vigoro is being produced in this special form . . . to fill the needs of America's Victory Gardeners.**

Supplies all the food elements vegetables need from soil for richness in minerals, vitamins and flavor. In bags of 100, 50 and 25 lbs. Also 5 and 10 lb. packages.



Plan for tomorrow. Buy war bonds today. A patriotic privilege for the duration.

Double dividends for you, when your bonds buy tomorrow's Eclipse Mowers.

ECLIPSE LAWN MOWER COMPANY
PROPHETSTOWN, ILLINOIS

To John Zazo, Akron, O., for TERRY: lavender pink informal, petals suggest recurved chrysanthemum. Also Dahlia Soc. of Ohio.

Georgia, Dahlia Society of—To W. D. Ricks, Atlanta, Ga., for CHEROKEE FLAME: informal decorative, bright flame red, late.

Indianapolis Dahlia Society (Midwest Show)—To Golden Rule Dahlia Farm, Lebanon, Ohio, for COMMANDO: formal decorative, true Phlox lavender.

Kitsap County (Wash.) Dahlia Society—To Thomas Forhan, Bremerton, Wash., for MARY ELLEN FORHAN: semi-cactus, rich crimson, darker at center base. Also Wash. State and Puget Sound.

Moon Goddess, primrose yellow, won at National Capital Show

Michigan, Dahlia Society of—To Dahlia Gardens, Clio, Mich., for DIXIE'S WINE DOT: informal decorative, white and wine-red bicolor. Also Toledo and Cent. States.

Minnesota Dahlia Society—To Wilfred J. Larson, Minneapolis, Minn., for LUCILE: cactus, early, scarlet, base of petals yellow.

National Capital Dahlia Society—To Dr. H. L. Dozier, Cambridge, Md., for MOON GODDESS: between formal and informal decorative, primrose yellow, 11"-12".

New England, Dahlia Society of—To Fred W. Pettit, Brighton, Mass., for ANNA ALDRICH: informal decorative, orange-red to pink.

New Jersey Dahlia Society—To J. R. Pittman, Barnegat, N. J., for WHITE CHAMPION: brilliant white semi-cactus, tall, 13½ x 10". Introduced by J. A. Kemp, Little Silver, N. J. Shown by A. Swoboda. Won also at Ridgefield Park.

Northeastern Pennsylvania Dahlia Society—To W. E. Hall, Morgantown, W. Va., for IRENE DUNNE: large cactus, pink blending to white in center. Exhibited by Ruschmohr Dahlia Gardens.

Ohio, Dahlia Society of—To John Zazo, Akron, O., for TERRY: informal, lavender pink, long petals suggesting recurved chrysanthemum. Won also at East Liverpool.

Puget Sound Dahlia Society—to Thomas Forhan, Bremerton, Wash., for MARY ELLEN FORHAN: semi-cactus, deep maroon red shading to darker center. Won also at Wash. State and Kitsap County.

Ridgefield Park (N. J.) Garden Club—To J. R. Pittman, Barnegat, N. J., for WHITE CHAMPION: white semi-cactus, 13½" x 10". Introduced by J. A. Kemp, Little Silver, N. J. Exhibited by A. Swoboda. Also N. J. Dahlia Soc.

Rockville Centre (N. Y.), Recreation League of—To Ernest E. Tooker, Rockville Centre, N. Y., for FRANCES DEWEY: scarlet red semi-cactus, 14" x 9".

San Leandro (Cal.), Dahlia Society of—To Charles Garrity, San Leandro, Cal., for MRS. MINIVER: large lavender cactus.

Toledo, Dahlia Society of—To Dixie Dahlia Gardens, Clio, Mich., for DIXIE'S WINE DOT: informal decorative, white and wine red bicolor, early; 12"-14". Also Cent. States and Dahlia Soc. of Michigan.

Virginia Dahlia Society—To Dr. H. L. Dozier, Cambridge, Md., for WHITE CARNIVAL: formal dec.

Washington State Dahlia Society—To Thomas Forhan, Bremerton, Wash., for MARY ELLEN FORHAN: semi-cactus, rich crimson, shading to darker center, 10". Also Kitsap County and Pudget Sound.

Wellsville Glad-Dahlia Club—To Dr. H. L. Dozier, Cambridge, Md., for SOUTHERN THOROUGHBRED: semi-cactus, mauve lavender, 12"-15½". Exhibited by H. H. Robens, Chagrin Falls, O.





PEONIES

American Peony Society—Silver medal to Myron D. Bigger, To-

Three medals went to Sondra Lee Morgan, a large salmon pink

GROW BRAND'S LOVELY
FRENCH LILACS
ese more beautiful lacs, all grown on their n roots, will give you ater pleasure and are y to grow. Choice se- tions of named varie- s at moderate prices listed in our catalog. rite for it.
AND'S PEONIES m prize-winning stock. RIENTAL POPPIES he more gorgeous types. OWERING CRABS he better varieties.

BRAND PEONY FARMS INC.
127 E. Division St. Faribault, Minn.
AUTIFUL COLORED CATALOG FREE

Dunlap & 100 Dorsett Strawberry Plants	$1.00
Paradise Asparagus & 12 Giant Rhubarb	1.00
Welch's Concord Grapevines, 2 yrs.	1.00
Caco, 2 Niagara, 2 Fredonia, 6 Concord, 2 yrs.	1.25
Iris or 60 Glads, assorted colors	1.00
Van Houttei, Barberry or Privet, 18 inch	1.00
Red Tartarian Honeysuckle, 2 ft.	1.00
Redleaf Barberry or 6 Red Spirea	1.00
Everblooming Roses, 2 yr. field grown one each of leading varieties	4.95
Red & 2 Pink Radiance Roses, 2 yrs.	1.00
Pauls Scarlet Climbing Roses, 2 yr.	1.00
Regal Lilies or 8 Hardy Phlox asst.	1.00
Bittersweet & 1 Goldflame Honeysuckle	1.00
Red & 2 Yellow Delicious Apples, 4 ft.	1.00
Oka Sweet Cherries or 3 Montmorency, 4 ft.	1.00
Elberta Peaches or other sorts, 4 ft.	2.00
Chinese Elms, 5 ft., nice trees	1.00
Yellow Niobe Weeping Willows, 4 ft.	1.00
Lombardy Poplars or 20 Amer. Elms, 4 ft.	1.00

All Prepaid. Colored Catalog Free.
der from WELCH NURSERY—Shenandoah, Iowa.

TORO
POWER MOWERS
All Over the World
TORO MANUFACTURING CORP'N.
MINNEAPOLIS, MINN.
HEADS UP FOR VICTORY!

YNER'S SPECIAL Victory BERRY GARDEN
e fresh fruits from your own garden; 100 early, midseason, 100 late, top quality strawberry ts for $2.85. 3 early, 3 midseason, 3 late giant ivated Blueberries 6-12 in. bearing age $4.90. Culture book FREE. RAYNER BROS. Berry St., SALISBURY, MD.
FREE CULTURAL BOOK

ERBEARING RASPBERRIES
and other Berry Plants which will fruit this summer. Write for free catalog.
ERN'S NURSERIES, Dept. A, GENEVA, N. Y.

IEN YOU CHANGE ADDRESS—Be sure to ify the subscription Dept. of THE AMERICAN OME at 251 Fourth Ave., N. Y. C., giving the as well as the new address, and do this at st four weeks in advance. The Post Office partment does not forward magazines unless pay additional postage.

SPECIAL SAMPLE OFFER ONLY 30¢ (coin) postpaid
strong, blooming size, field grown perennial plants, selected varieties including: Delphiniums, Dianthus, sy, and Lychnis. Order one or several offers at e. Supply limited. SATISFACTION GUARANTEED.
VOTNY GARDENS OSAGE, IOWA

AHLIAS FOR YOUR V GARDEN
Learn how to grow Dahlias in your Victory Garden. Full Cultural Instructions FREE on request.
DAHLIADEL Box A Vineland, N.J.

WARF FRUIT TREES
Many of them bear fruit the first year planted. Write for free catalog.
ERN'S NURSERIES, Dept. A, GENEVA, N. Y.

o You Own A "Scratching" Dog?
f you own and are fond of a dog that is continu- scratching, digging, rubbing, biting himself il his skin is raw and sore, don't just feel sorry him. The dog can't help himself. But you may. may be clean and flea free and just suffering an ense itching irritation that has centered in the ve endings of his skin. Do as thousands of pleased owners are doing. At any good Pet Shop or Drug re get a 25c package of Rex Hunters Dog Pow- s, and give them once a week. Note the quick provement. One owner writes: "My setter female, Sept. 29th, did not have a handful of hair on her y—all scratched and bitten off. I gave her the vders as directed. By Nov. 10th she was all red out." Learn what they will do for your . Make a 25c test. Economy size box only $1.
Hilgers & Co., Dept. 500, Binghamton, N.Y.

peka, Kans., for KANSAS: double bright red, stiff stems, stands up especially well outdoors. *Regional Show, Minneapolis.* To E. H. Lins, Cologne, Minn., for KING MIDAS: pure red double, rose form.

GLADIOLUS

Calgary Gladiolus Society—To Hardie Turnbull, Calgary, Alberta, for W. R. READER: begonia rose formal; especially for short-season regions. Exhibited by H. A. Elford.

Eastern New York Gladiolus Society—To Clayton F. Toben, Whitehall, N. Y., for SKENESBOROUGH: peaches and cream.

Indiana Gladiolus Society (Midwest Show)—To Lloyd Zimmer, Bremen, Ind., for HOOSIER LADY: large decorative, deep lavender with lighter throat, 4½" florets.

Maryland Gladiolus Society—To Byron R. Kadel, Lebanon, Pa., for GOLDEN LACE: medium decorative, attractive yellow ruffled.

Minnesota Gladiolus Society—To E. H. Lins, Cologne, Minn., for DREAM CASTLE, exhibition, clear, warm pink, ruffled.



Golden Lace, a pleasing ruffled yellow form, won at Maryland

Ohio State Gladiolus Society—To George W. Wilson, Lisbon, O., for GRACIE ALLEN: light red exhibition, 5½" florets.

Southeastern Michigan Gladiolus Society—To George W. Wilson, Lisbon, Ohio, for FLYING FORTRESS: smoky, light violet gray, throat blotch of gray over orange yellow; crimson rib on lip.

Wellsville Glad-Dahlia Club—To George W. Wilson, Lisbon, O., for GOLD LODE: large, deep yellow. 5" florets. 70" tall.

West Virginia Gladiolus Society—To Byron R. Kadel, Lebanon, Pa., for JOURNEY'S END: deep salmon pink, 6" florets ruffled. Tall.

10 2YR. OLD FIELD GROWN ROSES For $1
Amazing Value in America's Favorites!
Think of it! 10 strong, 2-year-old, field-grown guaranteed satisfactory everblooming rose bushes for $1.00! To acquaint you with the superb blooming qualities, the hardiness, and the low direct-from-the-grower prices of Naughton's roses, we make this unusual offer. Send $1.00 and we will ship at once the following 10 selected "cream of the crop" roses:
1 Red Radiance (Best Red) 1 Pink Radiance (Best Pink) 2 Talisman (Gold & Red) 2 Ami Quinard (Blackish Red) 2 Luxembourg (Orange & Yellow) 2 President Hoover (Red & Gold)
ORDER ROSE COLLECTION NO. 103
All above roses are hardy, everblooming varieties that will thrive throughout the U. S.—All are ready to live and bloom for you this summer!
10 DAHLIAS Giant flowering type. Assorted varieties and colors. Order Offer No. 52 only $1
FREE CATALOG Save $$$! 32 pages full of amazing bargains. See it before you buy. Write for it today-It's FREE!
MONEY BACK GUARANTEE!
If you are not entirely satisfied with the roses you receive, we refund full purchase price or replace them with other stock satisfactory to you. You can't lose—order now—plant early!
NAUGHTON FARMS, INC., Dept. 21-A, WAXAHACHIE, TEXAS

GET THE BLACK LEAF 40!
For APHIS and certain other Destructive Insects
Black Leaf 40 will kill many pests in your garden. Use it on aphis, leafhoppers, leaf miners, most thrips, young sucking bugs, mealy bugs, lace bugs and similar insects.
Easy to Use—Economical
One ounce makes six gallons of effective aphis spray.
Insist on Original Factory Sealed Packages for Full Strength 4203
"Black Leaf 40" TOBACCO BY-PRODUCTS & CHEMICAL CORPORATION INCORPORATED LOUISVILLE, KENTUCKY
LOOK FOR THE LEAF ON THE PACKAGE

Nothing must be wasted this year So—more than ever you need—
MANDEVILLE TRIPLE-TESTED FLOWER SEEDS
In war times, nothing must be wasted—so make sure you get the most out of the time (also the money and space), you devote to your garden. The first step is to plant MANDEVILLE Flower Seeds, because they are Triple-Tested for: (1) germination; (2) quality of flowers; (3) completeness of mixtures. Copyrighted packet tells when and how to plant, and how to tell seedlings from weeds. Hundreds of varieties, including many splendid new ones, are now on sale in your neighborhood.
MANDEVILLE & KING COMPANY
1040 University Ave., Rochester, N. Y.
Flower Seed Specialists for 67 Years
At Stores Everywhere

BIRD HOUSES By Dodson
Designed by America's foremost bird authority—a model that will attract every desirable song bird. Quality built with exclusive features. Add charm to your garden. Befriend birds and they will rid your premises of harmful insects. One martin destroys 2,000 mosquitoes a day.
Send for Free Catalog or 10c for 32-page book "Your Bird Friends and How to Win Them".
JOSEPH H. DODSON CO. 722 Harrison Ave. Kankakee, Ill.

Tricker's Colorful WATER LILIES
Beautiful New Catalog Now Ready. Profusely illustrated in natural colors. Helpful directions. Everything for the Water Garden. Write for FREE copy today. (Canada 15c)
FREE
WM TRICKER INC
3401 Brookside Ave. Saddle River, N. J. or 3416 Rainbow Terrace Independence, Ohio

GARDEN TOOLS are SCARCE—
Free Manual Shows How to Repair and Maintain Tools You Can No Longer Replace . . .
Good news for Victory gardeners! Broken tools can be made as good as new; sound tools can be made to last much longer. This manual shows how. Coupon entitles you to free copy.
THE UNION FORK & HOE COMPANY
530 Hocking St., Columbus, Ohio: Please mail your wartime manual, "New Tools for Old."
Name_____
Address_____

Plan Your Future Home...NOW
Economy - Good Appearance - Long Life - Insulation

CERTIGRADE Red Cedar SHINGLES ON ALL GRADES
Red Cedar SHINGLES
RED CEDAR SHINGLE BUREAU, SEATTLE, U. S. A., VANCOUVER, CANADA

pLease sENd me that
sWell MILK*BONE
TINY*BITS

Puzzled over what to feed your dog?
Make it Milk-Bone Tiny-Bits and see how he enjoys it. The best part is that it's so good for him, too. Contains five vital vitamins, A, B_1, D, E, and G, plus high protein beef meat meal, fish liver oil, yeast, whole wheat flour, and necessary minerals. Just add warm water, soup or broth, plus bits of meat and vegetables if you wish. Ask for Milk-Bone Tiny-Bits at your dealer.

NATIONAL BISCUIT COMPANY

National Biscuit Company, Dept. G-4
449 W. 14th St., N. Y. C.
Send me FREE SAMPLE MILK-BONE TINY-BITS (Please print. Paste coupon on penny postcard if you wish.)
Name.....
Address.....
City and State.....

DOZENS OF USES *in your home for this* AMAZING PAINT

Beach Chairs, and Umbrellas, Awnings, Cabanas, Tents, Gliders, Canvas Shoes and Leggings, Canvas Auto Tops—these are but a few of the articles in your home that can be painted with Setfast Canvas Paint so they'll look as good as new and last far longer. Setfast Canvas Paint leaves the fabric pliable. It will not crack. Is water-repellent. Sun-resistant. Retards mildew and rot. Just brush or spray it on. Ten attractive colors — also Black, White and Clear. When painting Canvas Furniture, Wearables or Fiber Rugs, follow, when dry, with Setfast OVERCOATING. Get Setfast at your nearest Department Store, Hardware or Paint Store.

LEAVES CANVAS PLIABLE • WILL NOT CRACK

ARIDYE CORP., Dept. D-43 Fair Lawn, N. J.
☐ Send Folder with Setfast-painted sample.
Name .....
Address .....
My Dealer's Name .....

Something We Forgot

GENTLEMEN:

Ever since we built our home, my wife and I have become genuinely interested in your magazine. We only wish that we had begun to read it long before we started to build. We gave serious thought to every structural detail, and while we succeeded in incorporating many handy features, we have also found that we omitted others which we might just as well have had. It is therefore our suggestion that in your "Ideas" section, or elsewhere in your magazine, you might outline a few simple things which the house-builder might bear in mind. We are thinking of the inexpensive things, the things which cost perhaps a few dollars more but which are well worth the difference, even to the extent of cutting out some of the usual features, if necessary, to make these things possible.

We should like to tell you a few things that we did think of, many of which are usually overlooked, particularly when the young home-builders leave practically everything in the hands of an architect who does not happen to be very original. We should also like to tell you of the things we forgot, or rather, that we never knew.

It is generally believed, we think, that a small home, such as ours, does not lend itself to very many architectural flairs and household conveniences. So often it is taken for granted that if you go in for a lot of extras it is going to cost a lot more money. Yet so many of these extras are so obvious that it seems almost wasteful not to make use of them. Take electrical outlets, or "wall plugs," for example. The convenience of having many outlets is generally recognized, to the extent that the walls of some new homes practically bristle with them. Well, they certainly are convenient, but in the enthusiasm of having an outlet handy for every conceivable gadget, other electrical conveniences are too often forgotten. In our home we have just one set of three-way switches. We have a passageway between the kitchen and the garage, and there is a switch in the kitchen and one in the garage to turn the passageway light off or on as you are entering the garage or the kitchen. Nearly everybody thinks of that. But in how many new homes do you find other sets of three-way switches? The ordinary switch is placed near a door, but in the case of rooms which have two doors, it is always necessary to cross the room, often with the danger of stumbling around in the dark, before you can turn on a light. So many homes have the living-room lights operated from a switch by the front door. Well and good, if you happen to be entering the front door. But when you live in a house, you will enter the living room from some other quarter of the house a dozen or twenty times to every time you come in the front.

ANOTHER possibility for a three-way switch is from bedroom to the bath. How many homes have it, however? When you get up at night, often in a drowsy condition you must fumble your way into the bathroom before you can have a light to see! Why not, then, have a switch handy in the bedroom to complement the one in the bath so that the bathroom light will shine into the hallway to guide you safely?

We believe that few home builders likewise pay enough attention to making adequate provision for things which might, in future, be hung on a wall. When our home was being built I spent a whole evening nailing in two-by four blocks between the studding wherever I thought we might some day wish to have a towel rack, shelf, a wall cupboard, or a built-in bookcase. No matter where we may wish to install additional cupboard space in the kitchen, there will always be something good and solid to nail into, for those blocks between the studding were carefully measured as to height from the floor and distance from doors and windows, and these figures were filed away for future use. When you wish to make an improvement in your home there is nothing quite so discouraging as finding that there doesn't happen to be a stud behind the very spot where you must drive a nail to do the most good. This is particularly so in the case of towel racks. Those racks which are simply stuck on the plastered wall without something solid behind them are always apt to come loose. Incidentally, we also provided blocks wherever we thought we might want to hang a picture, when that particular pla

HEALTH AUTHORITIES URGE GREATER HOME SANITATION!



WHY TAKE CHANCES!
"When it's CLOROX-CLEAN it's hygienically clean!"

REALIZING the importance of keeping manpower on the job for Victory, health authorities are urging housewives to step-up sanitary precautions in the home for Greater Health Protection. One of the simplest yet most effective precautions is to make household "danger zones" Clorox-Clean . . . for Clorox disinfects, deodorizes, also removes stains in routine cleansing of tile, enamel, porcelain, linoleum, wood surfaces. Clorox used regularly in kitchen, bathroom, laundry makes your home a safer place to live in. Simply follow directions on the label.

AMERICA'S FAVORITE HOUSEHOLD DISINFECTANT
CLOROX *Disinfects* DEODORIZES BLEACHES REMOVES STAINS
FREE FROM CAUSTIC
Copr. 1943, Clorox Chemical Co.

WHEN YOU CHANGE ADDRESS—Be sure to notify the subscription Dept. of THE AMERICAN HOME at 251 Fourth Ave., N. Y. C., giving the old as well as the new address, and do this at least four weeks in advance. The Post Office Department does not forward magazines unless you pay additional postage.

PEARCE *Blankets*
Finest Products of America's Oldest Blanket Mill

With proper care your Pearce Blankets will retain their deep, springy nap, their warmth and loveliness for many years beyond the time you would normally buy new ones. Conserve those you have and put your savings in war bonds that victory may be hastened. If you must buy now, better stores are showing a few Pearce Blankets of outstanding quality.

$8.95 to $15.95
Sample swatch and descriptive folder upon request
Pearce Manufacturing Co.
Latrobe, Pa.

Just Off Press.... AMERICAN HOME'S *Brand-New Decorating Book*

WHO says you can't make your rooms as lovely as the ones pictured above? You can! And to show you how, AMERICAN HOME has just published one of the finest, most helpful decorating books ever printed.

It contains 228 pages (89 in color!) picturing 360 complete decorating schemes for living rooms, dining rooms, bedrooms, baths, hallways, kitchens—any one of which you can copy yourself—dozens of "before and after" photographs to show you what wonders a few deft touches can achieve—scores of "do's and don't's" to teach you basic decorating principles—hundreds of brilliant, refreshing, low-cost ideas you can put into immediate use in your own home.

Mailed postpaid, anywhere in the United States.

THE AMERICAN HOME
251 4th Ave., New York, N. Y.

Please send me one copy of "360 INTERIORS" for which I enclose $1.00 in full payment.

Name .....

Address .....

City .....State.....

4-43

ONLY $1.00

happened to be about midway between studs at picture height.

Niches in walls are another possibility for added charm in a home, and we have at least one of them. It is a very simple matter to recess the wall between two studs so that the depth of the niche is the thickness of the wall. In other words, you simply use the lath in the back of the niche for plastering on both sides. It costs practically nothing—just a little additional trouble in plastering, and it adds a touch which is always pleasing. We used our niche to accommodate three small shelves, one of which we use for books, since an ordinary book is just about the same width as the width of the wall.

It seems the customary thing to build a linen closet leading from a hallway, thereby utilizing for shelving purposes a lot of space that otherwise might become a cloak closet. Now in our estimation, nothing is gained by hiding shelves that could be made very attractive. In our home we built a tier of shelves, recessed twenty inches into the wall, directly above the closet-seat in the bathroom. Modern bathrooms are usually small, and one sure way of saving space is to recess the tank of the commode. The tank is merely in the way. It juts the fixture further into the room, and with no purpose. So we also recessed the tank into the wall below the shelving. Thus, when the toilet seat is lifted, it is even with the first shelf. We thus saved a couple of square feet of bathroom space, and the shelves above the commode are the linen space, very handy.

Down here in Florida we do not have furnace heat, except in very rare instances. Therefore it is fast becoming common practice to install a heater in a room made just for that purpose. We placed our heater room almost in the exact center of that portion of the house where heat would be most needed, but we also saw to it that this room could be used as a pantry and general storage room in those eight or nine months of the year when no heat is required. You simply take down your stove or remove your oil-burner to the garage and, presto, you have created another room for use during the summer! It would be wise for builders in Florida to make the heater room give off from the kitchen, as we have done, so that the room is thus available as a pantry. Besides, it is cleaner that way, since wood (if wood is used) is usually brought in from the back door, through the kitchen.

In building our home we wished

Have your DREAMS *ever* PAID?

Here's a lady who loves to dream about the way she would like her home to be.

She's writing a letter to Alexander Smith about:

"How we hope to fix up our home after the war"

She's happy to do her dreaming for nothing. But, for her letter, she may get a

$1,000 WAR BOND
or one of 49 other War Bond or Savings Prizes

How about you? It's worth a postage stamp to find out. Mail the coupon.

ALEXANDER SMITH
FLOOR-PLAN RUGS

ALEXANDER SMITH
AS ADVERTISED IN GOOD HOUSEKEEPING
SEE ADVERT. FOR GUARANTY
ALL WOOL PILE

"Nearly Right Won't Do"

AH443

Alexander Smith & Sons Carpet Co.
Yonkers, N. Y.
Please send me list of prizes and rules of your "Dream-Home" contest.

Name_____
PLEASE PRINT

Address_____

City_____State_____



When you're in a jam the Classified will get you out

Car broken down? Furnace on strike? Roof leaking? Fresh paint on your overcoat? To get out of these and many other jams, just turn to the Classified section of your Telephone Directory.

There you'll find the names of local tradespeople — and information in many of their advertisements that will help in choosing the right ones for your needs.

Make the Classified your buying guide



to achieve the effect of a $4500-$5000 house in appearance from the outside. Our means did not permit the building of a fireplace, we felt, so we did the next best thing by making it appear as though the house did actually have one. This we did by flaring out the chimney. At the bottom it is an ordinary eight-by-eight flue, but in the attic it widens out and becomes a chimney-top above the roof, with outside measurements of sixteen by twenty-eight inches. There are two pieces of flue projecting from the top, giving the appearance of a regular fireplace chimney. This has added to the appearance to the extent of a couple of hundred dollars, and at no extra cost save the expense of some extra brick and the additional labor involved. It probably did not cost us more than eight dollars to have a chimney which is nothing more than a regulation-sized one at the bottom but which looks as though it tops a good-sized fireplace.

Why is it that homes usually do not have enough sill cocks? Two is usually the biggest number of them you will find. Yet there is nothing handier for the man who wants to fuss with a lawn and make a garden and wash the car than to have a sill cock handy for attaching the hose on almost any side of the house, without the necessity of using an extra length of hose to reach the furthest shrub or tomato vine.

One of the things I wish we had done was to install a built-in ground and aerial in the bedroom. We did put one in the living room, but nowadays a radio in the bedroom seems almost as important a necessity as one in the living room.

CARL ZIMMERMAN

Coming..

IF YOU are one of those who have always thought of American Crafts as distinctly "frowsy" or tourist curios, what a pleasant surprise our coming article on CRAFTS in our Home Study Course in Buying series! Sitting out in the warm Arizona sun is a woman weaving rugs that tell a story of rain clouds over mountains, the vivid flash of summer lightning, its beautiful colors made from larkspur petals, walnut shells for the black, which suggests dark clouds heavy with rain that will give life to thirsty crops and arid springs. . . . From the Pennsylvania Dutch country, the story of Mrs. Keyser who has revived the lost art of making slipware, explaining to you each symbolic motif—motifs that are often strongly touched with mysticism and religion. And always throughout the tulip, most dearly loved flower of the Pennsylvania Dutch. . . Proving, too, in this Buying Lesson that you don't have to go back a hundred years to find Early American atmosphere! North Carolina still has it—in the mountains flung against the sky—a fascinating world where people take pride in the work of their hands. . . It's important and fascinating reading, this article to come on AMERICAN CRAFTS!

COMING: HOW A FAMILY OF 4 CAN EAT ADEQUATELY AND HEALTHFULLY ON 5 LBS. OF MEAT PER WEEK! This coming Food Monograph on "MEAT and Other Sources of Proteins" includes shopping lists, menus, recipes, nutrition charts, history—one of our very best, one of the most helpful and useful.

COMING: 13 pages, 5 of them FULL COLOR, of houses from every part of the U. S. A. showing styles from strictly traditional to best contemporary uses of wood. Most important collection ever assembled in one issue of a magazine.

COMING: Professional Tricks for your Spring House Cleaning! How to clean non-washable rugs, upholstered pieces, glazed chintz, window shades, etc., with DRY SUDS. Blanket storage.... Painting points.

HOW DID THE ANIMALS GET THEIR NAMES?

Dinosaur means literally a "terrible lizard"

THE name *dinosaur* comes from the Greek words *deinos*, "terrible," and *sauros*, "lizard." A *serpent* is a "creeping" thing, the word being derived from Latin *serpere*, "to creep." The *lemur*, from its habit of going abroad at night, got its name from the Latin *lemures*, meaning "ghosts." You will find hundreds of interesting word origins in

WEBSTER'S NEW INTERNATIONAL DICTIONARY, Second Edition

The Merriam-Webster

Word histories are only one feature of this greatest of all knowledge books. Its completeness makes it truly the foundation book for home education! The more questions you and your children bring to it, the more you will be amazed at the range and scope of the information furnished by its hundreds of encyclopedic articles, the work of over 200 outstanding authorities. Many subjects are covered in greater detail than in any other reference book. It contains 600,000 entries, 122,000 more than in any other dictionary. 12,000 illustrations. All this makes it truly "the Supreme Authority"—on every branch of thought and activity.

WARNING: The genuine series of Webster Dictionaries can be identified by the circular trade-mark on the front cover. Look for it. Don't be duped by so-called "Webster" dictionaries offered at alleged "bargain" prices. Ask your bookdealer to show you the genuine Webster, the Merriam-Webster.

MAIL THIS COUPON for Free Illustrated Booklet of INTERESTING WORD ORIGINS.
G. & C. Merriam Co., 207 Federal St., Springfield, Mass.

Please send me free booklet, "Interesting Origins of English Words," and information about Webster's New International Dictionary, *Second Edition*.

Name.....

Address.....

.....

Advertisement Copyright by G. & C. Merriam Co.

Get This FREE BOOKLET

"How to Repair and Refinish Furniture"

24 pages —helpful, illustrated directions make it easy! Restore chairs, tables, etc., yourself—give them new life. Write today!

SAVOGRAN CO., 2 India Wharf, Boston, Mass.

SAVOGRAN PRODUCTS FOR HOME UPKEEP

PLEASE READ CAREFULLY!

The government has had to ration paper to magazines and newspapers. That means that we have to print fewer copies. If you buy from a newsdealer, may we suggest that you always buy from the same dealer? Then he can regulate his order properly, and you will be more certain of getting your copy each month. It would help him if you would give him a standing order for a copy of THE AMERICAN HOME, to be held for you each month.

Both subscription and newsstand copies are shipped promptly from our printing plant, but they are subject to wartime transportation delays —over which we have no control. We regret any inconvenience these circumstances may cause our readers, and request your tolerance and cooperation. Troops and munitions must come first, and this may mean a delay of a day or two in the receipt of your copy.

Please be patient!

PRINTED IN THE U. S. A. BY THE CUNEO PRESS, IN



Half a Star Ham for Easter

makes 5 wonderful meals

So much meat is needed by our fighting forces, you can't be lavish with it this Easter. But no one will question your patriotism in serving the traditional Ham for Easter if you spread it over these 5 hearty meals.

All you need is half a ham (from 6 to 7½ lbs.) to prepare all *five* of these meals for a family of 4. And besides saving meat, you'll find these new ham dishes so refreshingly *different* they'll get a big welcome from your family.

Like all Armour recipes, these have been carefully worked out by our home economists to help you make the most of the meat you buy. Clip them now. And look how easy they are!

Ask for STAR ham when you buy because it is mellowed in fragrant hickory smoke and deliciously tender. The shank half of a 14-lb. ham made these five hearty meals. Have your meat man cut off a 1½-inch slice for your Easter dinner and cook the remainder in water for the other 4 meals. These diagrams and the recipes on this page show you what part of the ham to use for each meal.

Armour ideas make the most of meat

1. Easter Ham and Hot Stuffed Eggs

Remove rind from 1¼ inch slice of Star Ham, score fat. Broil 10 minutes each side. Serve with hot Stuffed Eggs:

4 hard-cooked Cloverbloom Eggs
2 tbsps. Cloverbloom Butter
½ cup chopped mushrooms
¼ cup chopped onions
1 tbsp. flour
½ cup milk
½ tsp. salt
⅛ tsp. pepper
¼ tsp. mustard

Brown mushrooms and onion in butter. Stir in flour and blend. Add milk and stir until thick. Remove shells from eggs and cut lengthwise. Mash yolks and add to creamed mixture and season. Refill whites, top with buttered bread crumbs. Broil 5 minutes. Serves 4 or more!

2. Sliced Ham and Spring Salad

After cutting off the center slice for Easter, cook the remaining piece of ham in water to cover. Simmer 20 to 25 min. per lb. Cool in same water, save to use for soup stock in Meal 5.

For this second meal, cut cold slices (from section 2 in diagram above). Serve with an asparagus and tomato salad.

3. Ham and Sweetbread Pastry Shells

Dice section 3 of your left-over ham (see diagram above) and cream it with sweetbreads. Serve in corn meal pastry shells.

Shell Ingredients: ¼ cup Star Lard, ¾ cup flour, 2 tbsps. cornmeal, 3 tbsps. ice water, ½ tsp. salt. Sift flour, cornmeal and salt together. Cut in lard until mixture is texture of coarse meal. Add enough water to hold together. Chill.

Roll and cut in 4 inch squares. Place in large size muffin tins, pinching corners to form shells. Bake until brown in a 425° F. oven. Makes 4 shells. Fill with:

¾ cup cooked ham, cubed (4 oz.)
¾ cup cooked sweetbreads (4 oz.)
2 tbsps. flour
½ tsp. salt
2 tbsps. Cloverbloom Butter
½ cup Armour's Evaporated Milk, diluted with ½ cup water
¼ cup chopped green pepper
½ cup roasted almonds

Dice ham and sweetbreads. Melt butter, add flour and salt. Add milk gradually, stir until thick. Add ham, green pepper, sweetbreads—and heat. Serve in 4 shells, garnish with roasted almonds.

Note: To cook sweetbreads, soak in cold water ½ hour, then simmer for 20 minutes in one quart water with 1½ tbsps. vinegar and 1 tsp. salt added.

4. Ham Potato Patties

For this fourth meal, use 2 cups of ground cooked ham (from section 4, diagram above) with mashed potatoes and onion to make delicious ham patties. Serves 4-6.

5. Ham Split-Pea Soup

A steaming bowl of this rich, hearty soup is a substantial meal in itself. The secret of its satisfying flavor lies in the Star Ham leftovers that go into its making. For this soup you will need:

1¼ cups cubed ham (left-over pieces)
1 ham bone
2½ qts. ham stock (cooking water saved from Meal 2)
1½ cups split green peas
2½ tsps. salt
¼ tsp. pepper
1 medium sized onion (sliced)
4 tbsps. Cloverbloom Butter
6 tbsps. flour

Place ham bone, ham stock, peas, seasonings and onion in large pan. Simmer 2 hours. Strain. To thicken the soup, melt the butter, add the flour and blend. Add a small amount of soup stock and stir until smooth, then stir the mixture into the soup. Let cubes of ham heat in the soup before serving. Makes a large tureen of soup that will serve 4 people generously.

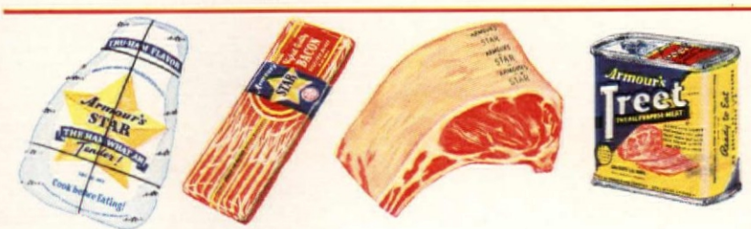

For finest quality and flavor ask for Armour's Branded Products

Star Ham and Bacon
Star Beef, Lamb, Veal
Star Sausage
Star Canned Meats
Cloverbloom Poultry and Dairy Products

© ARMOUR AND COMPANY

Armour and Company

*Illustrated: Beaucaire Embossed Wilton. One of the beautiful new blend weaves. Six colors available. Approximate price $7.95 sq. yd.**

"Yes dear, he will love it!"

The man at the front fights with one dream in his mind...*to return home, victorious!* He thinks of home as a place of love and beauty, the complete contrast to the ugliness of war.

Are you keeping your home as beautiful as possible? The carpet makers are still able to help you in this thrilling task, although supplies are greatly reduced by war work.

At stores today you will find only six types of Karagheusian rugs and carpets, instead of the usual twenty-seven! The others were displaced on the looms by duck cloth for gun covers, for tarpaulins, and other items our fighting men need.

Be sure to see these lovely new Karagheusian creations. In them sturdy wool and lustrous rayon are reliably blended. You may buy them with every confidence. They all carry the famous label *"By the Makers of Gulistan."*

A. & M. Karagheusian, Inc., Makers of

**For exact price consult your retail store which will quote you its correctly established ceiling price in conformity with OPA requirements.*

GULISTAN

Reg. U. S. Pat. Off.

All fabrics made in U. S. A. by A. & M. Karagheusian, Inc., Head Office: 295 Fifth Avenue, New York