Second Line of Defense ★★★

10¢

15¢ in CANAD

The AMERICAN HOME

May 1942

ON GUARD
THE HOME FRONT

This is a 100% American Home

COOPERATING FOR VICTORY

Paulette Goddard decorates on a budget

GASLESS VACATION

Charming $2500 house — Stunning $3700 house

One for YOUR WINDOW in This Issue



Give your kitchen this Pennsylvania Dutch Treat!

You'd forget work if your kitchen were as gay as this. And it *can* be if you start with a gay floor like this—Armstrong's Embossed Linoleum No. 6260 with separating band and rounded, easy-to-clean cove base of Plain Terra Cotta. Sink and cupboard top are Plain Midnight Blue Linoleum. List of furnishings and sketch of room plan sent to you free.

TIRED OF WORKING in a white-enamel kitchen? Then take a tip from the Pennsylvania Dutch and let yourself go with color. In their homes, you'll find furniture painted as blue as the sky that smiles above their farms, floors as gay as the rich red of their soil, and everywhere soft grays and browns that match their trim field-stone barns.

It's a smart, new trend. And it's so easy to follow, if you start your "Dutch Treat" with an Armstrong Floor. That's how we flooded the room above with color. The brick-red of this Embossed Linoleum suggested the accent colors for the decorative designs. The warm gray of the interliners between the bricks gave us the right color touch for the beamed ceiling.

And we didn't spare the blue when we painted the cabinets. In fact, we topped them off with easy-to-clean Midnight Blue Linoleum (also mighty practical for covering your pantry shelves and table tops). It's really amazing how your own good taste will guide you when you start your color-scheming with a smart floor of Armstrong's Linoleum.

The quaint "hutch bench" is also a table

Perhaps you'll want to try something special for your room—like laying part of the pattern on the bias, as in the floor above. Or any one of a dozen ideas your Armstrong merchant will show you. Remember, too, that your Armstrong Floor will bring you springy comfort underfoot when cemented over felt—and the sparkling spick-and-span look a Dutch kitchen or *any* kitchen should always have.

NEW BOOK SHOWS HOW—*To get you started, we'd like to send you "Tomorrow's Ideas in Home Decoration," a 30-page book of room interiors all shown in full color. This book also describes the free service of our Bureau of Interior Decoration. Sent for only 10¢ (outside U. S. A. 40¢). Just write to Armstrong Cork Company, Floor Division, 4205 Pine Street, Lancaster, Pa.*

Look for the name *Armstrong's* on the back.

ARMSTRONG'S LINOLEUM FLOORS

for every room in the house

MADE BY THE MAKERS OF ARMSTRONG'S QUAKER RUGS, ARMSTRONG'S LINOWALL, AND ARMSTRONG'S ASPHALT TILE

Oho! A baby-gentle floating soap that's a sudsin' whiz—Swan up and see!

Two convenient sizes —Large and Regular

BREAK SWAN IN TWO—use half for kitchen, half for bath. Swan everything and save! No need for expensive toilet soaps or easy-to-waste package soaps now! Get Swan today!

SWAN

Guaranteed by Good Housekeeping

MADE BY LEVER BROTHERS CO., CAMBRIDGE, MASS.

The baby-gentle floating soap that's a sudsin' whiz!

THE AMERICAN HOME, May, 1942. Vol. XXVII, No. 6. Published monthly by The American Home Magazine Corporation, 444 Madison Ave., New York, N. Y. Subscription price $1.00 a year; two years, $1.50; three years, $2.00; (in Canada $1.50 a year, two years, $2.50; three years, $3.50); foreign postage $1.00 per year extra. Entered as second class matter December 31, 1935, at the post office at New York, N. Y., under act of Congress, March 3, 1879.

Ewing Galloway

We Build Morale

RACHEL RUBIN

BRUSH their teeth and wipe their noses, tuck the stray locks under the bright hood, one more zipper, *there* . . . We go through the dear familiar motions, we mothers of small Americans, and all the while in the backs of our minds a muffled drum is beating . . . *war* . . . *war* . . . *war* . . . Even the most sluggish among us are awake now, those who could not or would not see the cloud until the deluge descended.

What is *our* share in this gigantic effort which has welded us all together into a force that gathers momentum from hour to hour? We wear no natty uniforms, we fill no strategic posts. We shall go on washing spinach and sewing on buttons and cleaning the bathroom, come what may. *And therein lies our power.* For by the very regularity of our simple, earthbound tasks we have the power to preserve that feeling of righteousness and order of which we and our families will have sore need.

There is an intangible quantity which is the bane of every military strategist, and it is called morale. It is compounded of these three: courage, determination, hope. It is the essential ingredient of victory. The morale of our country is not an abstraction emanating from the White House, stirred and uplifted though we be by the magnificent spirit of our leaders. It is the hope and the courage and the determination of every American family from the rocky coast of Maine to the smooth white beaches of Southern California. And we, the mothers of America, have the holy right and duty to keep the light burning and hold it high.

We stand ready to give our strength, our goods, our lives if need be, that our children may live in freedom. Let us see to it, then, that our children may be sound of body and strong in spirit, that they may take their places fearlessly in the world of free men which, please God, will come—and soon—out of the crucible.

Contents

May, 1942

VOL. XXVII, No. 6

Cover Design: See pages 6, 14

Special Monthly Features

Cooperating for Victory—Under the Stars We Advance
Repair for Defense 3
Patterns 8
Personal! It's the Upkeep that Counts! 8

Children

But Nature's Greatest Gift . . . *Mary Tinley Daly* 1
It's a Lively Question This Spring! (Camps) . . . 2
Mona and Ellen—Star Children 3
The Budget Bassinet . . . *Justine L. Robinson* 3
Life as it Is Lived . . . . *Marion Cook Lang* 4
"You Don't Know how Mother's Day Embarrasses" *Constance L. Bevan* 5

Decorating

A Budget House for a Box-Office Beauty. California Home of Paulette Goddard 1
Pretty as a New Spring Bonnet. Home of Mr. and Mrs. George Greenlund . *Martha B. Darbyshire* 2
One Ivory Tower . . . for $25.00 Net . *Bernece Priddle* 6
Imagination and Humor 7

Gardening

Is Your Garden Sensible? 1
No Plant Has a Boarding-House Reach *Gilbert C. Britton* 3
Know When: Seed Planting Table *Olga Rolf Tiemann* 6
Delphiniums Are Easy . . . *Mary Anne Eyster* 7
Herbs at Your Doorstep . . . *Hazel R. Miller* 7

Homes and Maintenance

Pretty as a New Spring Bonnet. Home of Mr. and Mrs. George Greenlund, West Los Angeles, Calif. *Martha B. Darbyshire* 2
Repair for Defense:
Home of Mr. E. N. Bell, Berkeley, Calif. . . . 3
Home of Mr. and Mrs. J. M. Mitchell, Evanston, Ill. 3
Less Steps—More Sun. Kitchen of Mr. and Mrs. Walter J. Purdue, Floral Park, N. Y. 4
"Castles"—Not in Spain but in America. Louisiana Home of Louise Sarrazin, and Oregon Home of Mr. and Mrs. Don Lewis 6

Inspirational

We Build Morale . . . . . *Rachel Rubin* 4
Take a Gasless Vacation! . . . *Ellen Fuller* 5

Parties, Food and Housekeeping

Maintenance—the Most Powerful Weapon on the Home Front! 5
Starve Those Moths! . . . *Julietta K. Arthur* 5
No Labor Trouble in Our House! *Constance M. Stiles* 5
Sunday Dinner on Saturday Night *Margaret Fenton Headland* 6
Sunday's Meals Are Quick and Easy! 6
Bridge-dessert, "Quickie," and Left-over Recipes . 7
Difficult to Shop but Twice a Week? 7
A Tisket, a Tasket, a Pretty May Basket . . . 7
Gourmet's Menu 8
This Month It's Shopping for Your China, Glass, Silver, and Linen 8
Nutrition Goes to School, Work, Picnics . . . 8

MRS. JEAN AUSTIN, Editor
CHARLOTTE E. CONWAY, Associate Editor
MARION M. MAYER, Managing Editor
ELEANORA SENSE, Food and Nutrition Editor
E. L. D. SEYMOUR, Horticultural Editor
VIRGINIA FORSYTHE, Feature Editor
MARGUERITE LOCKE, Household Equipment Editor
Address decorating inquiries to MARY E. MONZE
Entertaining inquiries to VIRGINIA FORSYTHE

Published monthly by The American Home Magazine Corporation. W. H. Eaton, President-Treasurer, Henry L. Jones, Vice-President, Jean Austin, Secretary. Executive, Editorial and Advertising headquarters, 444 Madison Avenue, New York. Subscription Department, 251 Fourth Avenue, N. Y. Branches for advertising only: 248 Boylston Street, Boston, Mass.; 360 North Michigan Avenue, Chicago, Ill.; A. D. McKinney, 915 Olive St., St. Louis, Mo.; W. F. Coleman, Henry Building, Seattle, Wash.; W. F. Coleman, 550 Montgomery Street, San Francisco, Calif.; W. F. Coleman, 530 West 5th Street, Los Angeles, Calif. Copyright, 1942, by The American Home Magazine Corporation. All rights reserved. Title registered in U. S. Patent Office.

"I don't care if I was rude!"

MAYBE YOU WOULD have listened and been polite.

But not me! I almost bit Sue's head off when she took a look at my new sheets and said, "So you're buying *Percale* these days! Quite a splash!"

"Splash!" I said. "For pity's sake, Sue, wake up!" And then I told her . . .

Told her that the penny-savingest girls I know all use percale now—since Cannon made beautiful smooth, long-wearing PERCALE *that costs practically the same as heavy-duty muslin.*

And did her eyes pop! Bet she's rushing to the store right now – and thanking me for some *spectacular* and *practical* information!

But I could have told her even more. And I'll tell *you!* Look over this Cannon Quiz and brush up on *your* sheet knowledge.

How's percale different from muslin?

Cannon Percale Sheets are woven with 25% more threads to the square inch than the best-grade muslin. A better grade of cotton is used in Cannon Percale. The threads are finer, made of selected long-fiber cotton. The sheets are lighter, and have a smoother, finer texture than muslin.

Percale actually saves you money!

Cannon Percale is so much lighter—you can actually save about $3.25 a year *for each bed* at average pound laundry rates! You can buy several pillowcases *plus* another sheet with the savings!

Why "Cannon"? Because you must rely on a manufacturer's "name" for assurance of quality in all the things you can't see for yourself in a sheet. Because Cannon is a trusted name in millions of homes. Because you will be as proud to own Cannon Percale Sheets as you have been to own famous Cannon Towels.

Finer, yes! But how does percale wear?



Women who have used Cannon Percale Sheets for years are delighted with the excellent wearing qualities of these closely woven sheets. And here is an amazing fact! In a recent survey, Cannon Percale Sheets which had had a year's actual use were voted *softer* and *finer* than brand-new sheets!

Cannon Percale Sheets

TRADE MARK MADE IN U.S.A. CANNON

They cost about the same as heavy-duty muslin! Made by the makers of Cannon Towels and Hosiery

Your store also has a real value in Cannon Muslin Sheets at a popular price.

IN *Your* HOME

Your share in the road to victory may be under your own roof-tree, in your everyday affairs. There lies your duty to conserve and carry on, that the front lines shall be strong!

ON GUARD THE HOME FRONT

COOPERATING FOR VICTORY

Join the Millions

COOPERATING FOR

FOR a long time THE AMERICAN HOME has been showing its readers innumerable ways in which their homes can be managed, and their lives made fuller and more satisfying, by using their ingenuity and ability in getting the most out of what they possess. Such a policy is useful to every individual at all times. When war strikes, it becomes a national obligation in order that civilian consumption of raw materials shall not handicap the fighting front.

We believe that the time has come for us all to swing into a new attitude toward the whole concept of home thriftiness. Thrift has always been sane and sensible and thoroughly worthwhile, but now it passes from a peace-time virtue to a determined necessity. Many, perhaps, still think of it in a mildly defensive sort of way. But now we must all take the offensive, make our whole attitude an aggressive, war-winning one!

So, beginning with this issue, THE AMERICAN HOME launches an "on guard" campaign for our whole national home front. Its basis is the kind of saving and utilizing and care-taking that we have always urged, plus such new ways and means and opportunities as are sure to arise as the war goes on. But its mood is more positive and purposeful. Added to the personal reasons which have always justified home thriftiness, there is now the vastly greater one of a national war emergency that must and will be met.

Month by month we shall assemble and build up and present in definite, practical form the countless ways in which you householders of America can best play your part in democracy's determination to win this war for the decent way of life. It won't be just a matter of conserving rubber or aluminum or paper, vitally essential though these things are. Rather we see it as a call to put every element of our home lives alertly on guard—everything that centers around our homes and what we do there must be made to throw its full weight into the victory scales. Every one of us—every country, indeed—faces situations the like of which we have never known before. Meeting them with vigor and determination and straight thinking means that they will be solved—and solved right. That's the American way, the way that wins!

In order that you may gain at a glance a definite idea of some of the things that this war is going to mean in terms of consumption of materials which normally are part and parcel of our civilian life, we're giving you on these pages some startling figures. They are hard, cold facts from authentic sources—not wild guesses. Maybe you think that your share in them cannot be more than just a tiny drop in such an enormous bucket. Well, it is small—just by itself. But remember that this country is made up of millions and millions of such little drops, and added together they can make a whole ocean. America is a land of "you's," and that's where your reason for action and

IN *Your* TOWN

Do all you can to make "On Guard" your community watchword. Practice it yourself, and spread the word abroad to others. Many shoulders make the wheel roll faster!

your answer to its true importance lie!

With THE AMERICAN HOME to point the way—and keep on pointing it—we know that you will pick up the cue and carry on—not only in your own home, but by spreading the word to others in every way you can. It is our job to provide the leadership, the facts and figures and ways and means. It's yours to get the effective, countrywide action that will put it across!

No, it won't be easy, or just plain fun. We'll all have to get down and dig! But just as surely as we sit here we know that you will meet the situation fairly and squarely and get a heap of satisfaction out of pitching in with a will.

And you will find many compensations besides the priceless knowledge that by being truly "on guard" you are doing your bit to keep the home front on that high level of fitness and courage that means success on the fighting front. There is nothing quite equal to knowing that waste has gone out the window and full efficiency come in. That's the sort of thing that makes you feel you are really going places. And when you feel that way your spirits rise and new confidence comes and you really dig in "for the duration, however long and hard that may be."

You will find, too, that time and time again the appearance and convenience and all-around satisfaction of your home will be definitely improved by what you do. By having everything shipshape and working right, and by getting rid of the "dead wood" that every household is bound to gather in ordinary times, your day-to-day living will be a lot simpler. Facing facts and deciding to see this thing through boldly doesn't mean that you'll have to give up every convenience and comfort and bit of beauty—*not by any means*. In times like these you must conserve and strengthen the finer things of home as well as the practical ones like rugs and ranges and the roof over your head. If you were ever to reach the point where a flower or a bar of favorite music lost its interest, then you *would* be in a bad way! The whole situation will foster a sane, balanced, wholesome attitude. That's one reason why we know that you'll actually like it once you've taken the plunge.

Our program will cover all angles of the American home and what goes on within it, insofar as they bear directly or indirectly on the national and the world situation. Yes, this is a large order, but remember that even a mile-long chain is no stronger than the weakest link in it. When you think of how complex even a simple way of home life is, and how many different elements go into the living of it, you realize what a wealth of points stands waiting to be guarded.

So there is an outline of the story, and here is the bottom of this column! On the following pages, and elsewhere in this copy of the magazine, you will find a batch of definite ways in which you can begin. There'll be more to come—plenty of them—all planned to help America's homes and America's home people stand watchfully, cheerfully, usefully on guard.

Are you ready? Then let's go!

VICTORY

War-plane production calls for 75 per cent of our entire aluminum supply. In a recent 12-month period enough of this metal went into refrigerator production to have completed 900 heavy bombers, and the new stop-order on radios will release enough aluminum for 1,300 fighter planes. Each fighter requires 5,000 pounds of it, and each heavy bomber 50,000 pounds. That's why new aluminum goods for civilians are "out" from this time on

THESE 2 SOURCES = 900 HEAVY BOMBERS 1300 FIGHTER PLANES



Taking the year 1939 as an example, the steel used in making refrigerators was enough for 56 thousand anti-aircraft guns, or 20 thousand light tanks, or the hulls of about 21 heavy cruisers. So take good care of the refrigerator you have

Sketches from Visual Facts

Maintenance —the most powerful weapon on the HOME FRONT!

Henry Gregg photo

Sketch by D. and C. Porter
Photograph by Kaskel-Karplus
from Monkmeyer, taken at
Brooklyn Civilian Defense Office

Six photographs by Hobart

UNDER THE STARS WE ADVANCE

IN EVERY home there are dozens of ways in which the useful life of the present materials and equipment can be prolonged and savings effected in the interest of economy, safety, and all-around preparedness. Many of them seem small in themselves, but added together they can become a really worth-while contribution to that conservation of basic supplies which is so essential today.

On these two pages we suggest ways in which every household should be on guard. To be most successful, have the children as well as the adults understand and practice them; they're a real family undertaking, and the better everyone cooperates the more worth-while the results.

If you're a gardener, you can start right in at the top of our Victory "V" of photographs by taking good care of the watering hose. Many people just hang it carelessly over a wooden peg or a big nail in the wall when they're through using it (or even leave it lying on the lawn where the sun can have a grand chance to ruin it!). Good conservationists, though, first drain all the water out of their hoses and then coil them evenly on a flat, shaded floor where they won't accidentally get kinked, bent, sun-baked or otherwise weakened. And speaking of caring for rubber goods —as everybody is or should be these days —give more than a thought to the family hot water bottle. Tossing it into a corner all wet and rumpled won't be at all good for its future health. The right procedure, after emptying, is to hang it upside-down to dry, as its maker intended. It may be a long time before you can get one to replace it! It's much the same way with the rubber gloves

in the next two photographs. They almost cry aloud for you not to peel them off and let it go at that; they should always be dried inside and out, blown into to straighten and puff out the fingers, and dusted with powder as a final step. These are things that will make them last.

The top picture on the other half of the "V" pretty much speaks for itself. Maybe you can't personally climb your roof for inspection and maintenance work, as this young couple do, but *somebody* should take care of it at least once a year. A good tight roof is just about the most important asset a house can have, so make it last! Among the signs of impending trouble are loose shingles, clogged or loose gutters and down-pipes, faulty metal flashings around chimneys, dormers, and other angular places, and loose or cracking paint on the trim and elsewhere. An eagle eye and the right remedies promptly applied are the best insurance against leaks.

And while you're checking up, go into the attic for a good look-see at the under side of the roof. From there you may spot a bit of light coming through a little hole that didn't show from the outside, or maybe a telltale leakage stain. Pots and pails to catch the drip are only a temporary protection from rain leaks; it's where they come from that must be cured!

ON GUARD
THE HOME FRONT
COOPERATING FOR VICTORY

Brushes and brooms of various kinds? Yes, on these you'll do well to follow the example of the lady photographed as she gives hers a thorough washing at the sink, so that they can be put away clean and free of all harmful substances that might cause rotting. Believe it or not, this will prolong their useful life considerably. Oil paint brushes, of course, must first be cleaned with turpentine to remove all the paint, and then with warm water and soap to get rid of the turpentine.

To take good care of their vacuum cleaner, the N. R. Bangerts fitted a plywood panel with suitable clips, pegs, and a little platform at the bottom, and attached it to the back of a door

And then there's the matter of painting, at the bottom of the opposite page. Too few of us realize that paint does more than merely provide color—that it is even more important as a preservative of the wood or metal under it. In order to do this conservation job it must present a tight, uncracked, waterproof surface to the weather; when it fails to do so, repainting is due. For all kinds of exterior wood painting a first grade lead-and-oil mixture is the best; metal surfaces call for a different kind of paint made specifically for them. Paint only when the material and the weather are dry and the temperature well above freezing. Two or more light coats, each allowed to harden fully before the next is applied, are far better than one heavy one that might run or form blisters.

There are countless other conservation subjects besides those we're illustrating—bed sheets, for instance. You can take it on the undisputed authority of Cannon Mills, Inc., that sheets will live longer if: (1) You use them in rotation and don't yank them around roughly. (2) They are not subjected to strong, caustic bleaches. (3) You rinse out all traces of soap completely after washing. (4) They are dried evenly and without pulling. (5) You don't use too hot an iron on them and are careful not to press the folds at all. (6) You avoid using one to bundle up the laundry. Laundry bags are made for that purpose!

And of course, it's hardly necessary to tell you that copper and brass are high on the list of critical materials, with the result that you must take extra-good care of the faucets, shower heads, valves, drain controls, tank fittings and all other parts of your plumbing and bathroom equipment in which these metals are used. Here are some of the things to do: Fix all faucet leaks promptly, lest they damage the seat of the faucet. Avoid the use of strong cleaning solutions or gritty abrasives when cleaning fixtures. Insulate all pipes in exposed positions to prevent their freezing and bursting in cold weather. Keep the temperature in the water heater tank as low as practicable so as to check corrosion, which increases with the rise in temperature.

Outdoors, there's the matter of the lawn-mower and other metal or part-metal garden implements. Proper and regular cleaning, oiling and drying will prolong their useful life by a good many years and thus release much needed material for use in the war effort.

12 Days from Today your HANDS can be LOVELIER!

Do women give your hands "that look"?

Why be embarrassed because your hands are rough and red from using strong soaps in the dishpan? Show your friends smoother, whiter hands within 12 days. Change from strong washday soap to baby's own complexion soap . . . *mild, safe* New Ivory.

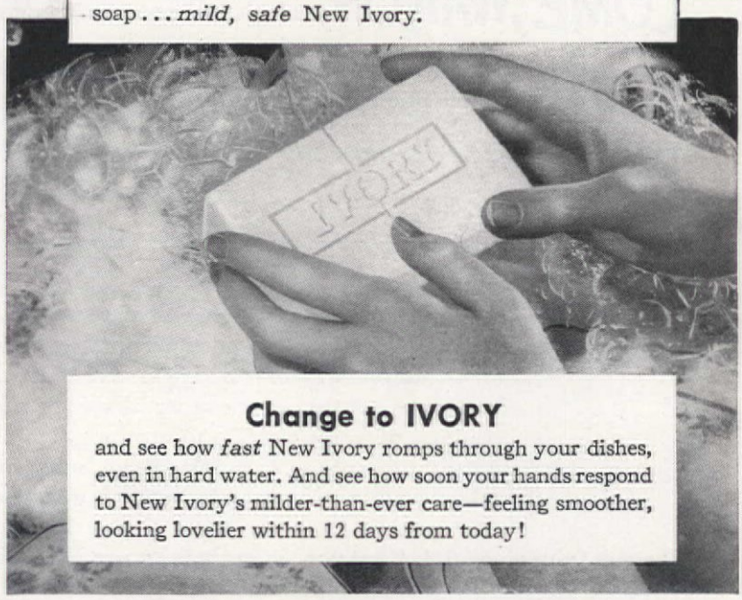

Change to IVORY

and see how *fast* New Ivory romps through your dishes, even in hard water. And see how soon your hands respond to New Ivory's milder-than-ever care—feeling smoother, looking lovelier within 12 days from today!



Thrifty, too! About 1¢ a day... that's all it costs with *safe* New Ivory. Mighty little, isn't it, for having hands you're *proud* of after *speeding* through dishes! Get 3 big bars now . . . and save!

99 44/100 % PURE · IT FLOATS

TRADEMARK REG. U. S. PAT. OFF. • PROCTER & GAMBLE

NEW VELVET-SUDS **IVORY** SAVES HANDS—SPEEDS DISHES

COME, WATSON, *what's our next assignment?*

Harrumph! Eh — egad, sir, there's the little matter of the telephone number . . .

Watson, my boy, let's be after it!

Really, sir, it doesn't require *your* talents for detection. Most telephone numbers are in the book.

Ah, a clue — !

No, a point. You see, every one is extremely busy these days. Being sure of the right number before calling is just one way in which to save time for the really important things. Another efficiency note, Mr. Holmes, if you please, is to answer promptly. With millions more calls being placed every day, these little things add up to *hours* more war work.

Watson, you're right! Glad you brought it to my attention.

Very kind of you, I'm sure, to co-operate.

STARVE those

Photographs: Two top, Newspictures from Cleanliness Bureau; middle, Dana B. Merrill from du Pont; bottom, Larvex, photograph, F. M. Demarest

ON GUARD THE HOME FRONT COOPERATING FOR VICTORY

A preliminary workout will end moth troubles. First, hang up and brush woolens after wearing; wash or dry-clean often; a good spray or moth-preventive must be used before storing blankets or clothing. Store woolens by one of these methods (opposite page): in a clean, airtight closet; in a paper dress bag with all openings sealed; in paper bundle with *no* openings; use moth preventive; a chest made expressly for this purpose. You'll be glad next winter!

MOTHS!

Photographs: First four, Consumers' Guide, U. S. Department of Agriculture; bottom, "Amuno" Treated Blanket, in E-Z-Do Chest, photograph by F. M. Demarest

UNDER THE STARS WE ADVANCE

IF YOU want to help keep the soldiers and sailors warm next winter, to say nothing of keeping yourself in wool suits and dresses, now is the time to get going. You're expected to take good care of what you have in the way of woolens, because obviously there's less wool for civilian purposes, but now comes the still more important job of protecting your possessions from the ubiquitous little moth that has cost us more than $100,000,000 every year. Our civilian army can do a lot of good with that much money. It can also use the extra money you might have spent on new dresses and

so now my Stormy Petrel eats out of my hand

DON'T ASK how or *when*—official secret! But Mama and the Navy fix it so I keep house a few days for my seagoing Dad.

I'm a "Home Nutrition" plebe. So first meal, I design a *super-duper* salad. Minerals and an alphabet of vitamins!

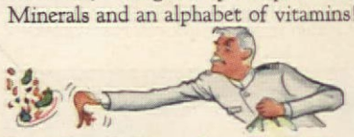

But what do I hear from Dad? "Sissy dish . . . may be good for me but I don't intend to find out!"

"Mutiny!" says I to me. We'll see . . .

NEXT MORNING at the grocer's, I'm taking on salad greens, and in sails the admiral's wife. I ask for salad dressing and she megaphones, "Kindly give ME *Real* Mayonnaise."

I'm interested. I say, "Please, ma'am, *is there any difference?*"

"Any difference?" sputters the admiral's lady. "My child, *Real* Mayonnaise is *all* mayonnaise—no starchy filler. Doesn't turn watery when you add milk or fruit juice. Always creamy and delicious!"

O.K. I load *Real* Mayonnaise.

THAT NIGHT Dad's so busy goin' over papers he takes a bite of salad without noticing. And *then* . . . "Baby," he yells, "what's this? Salad? Blast me, it's *good* salad!"

"Sure it is, it's made with *Real* Mayonnaise," I tell Dad. "Strictly gold braid. I know. I rang up my nutrition teacher and here's what she said:

'*Real* Mayonnaise—Best Foods in the West, Hellmann's in the East—is the home kind made with only freshly broken eggs, added egg yolks, salad oil, vinegar and spices.

'And it's really *fresh*—made with FRESH-PRESS Salad Oil, prepared each day as it's needed. That's why this *Real* Mayonnaise tastes fresher even than home-made.' "

Did that go down well with Daddy? Look aloft. That's me feedin' Dad *Real* Mayonnaise right out of the jar!

"VITAMINS FOR VICTORY" SALAD

(Each serving supplies over ½ Vitamin A, over ½ Vitamin C minimum daily adult requirements, plus some Vitamins B_1 and G.)

On individual plate, arrange 3 stalks *cooked* fresh asparagus on romaine or lettuce. Quarter medium tomato. Scrape, slice small raw carrot. Arrange 3 tomato wedges and ¼ cup carrot as illustrated. Place 2 tbs. Hellmann's or Best Foods *Real* Mayonnaise in romaine cup garnished with 3 or 4 sprigs parsley.

IN THE WEST
IN THE EAST

BEST FOODS ↔ HELLMANN'S

Real Mayonnaise

SOLD! DERBY CANDIDATE, 1944!

"Doc" Bond of Versailles, Ky. is known to thousands of horse-owners and breeders from coast-to-coast as the genial "head auctioneer" at the Saratoga Yearling Sales, the Lexington Thoroughbred Sales and other race-horse auctions where there's always a chance that another Derby Winner may reward the highest bidder. Doc's machine-gun chatter as he steps up the bidding from the crowd matches the excitement and color of racing itself

He's a "Self-Starter"

When he's not calling for bids in a sales paddock, Doc Bond sells Blue Grass farms with his brother and manages his own farm in Central Kentucky. He says: "I like a breakfast that *tastes* good and one that keeps me going strong till noon. I found out long ago that a big bowl of Kellogg's Corn Flakes with fruit and milk hits me right—helps keep me on my toes. My wife says it's easy on the budget, too, because Kellogg's Corn Flakes haven't gone up in price."

The "Self-Starter Breakfast"

A big bowl of Kellogg's Corn Flakes with some fruit and lots of milk. It gives you **VITAMINS, MINERALS, PROTEINS, FOOD-ENERGY,** plus the famous FLAVOR of Kellogg's Corn Flakes that *tastes so good* it sharpens your appetite, makes you *want* to eat. *Hits the spot for lunch, supper, bedtime, too. Also ask for it in hotels, restaurants, dining cars.*

Look for— Kellogg's —the Greatest Name in Cereals!

suits to replace those worn out because you didn't take care of them. First of all, just keep right on being that pearl above any man's understanding, an immaculate housekeeper. Well-vacuumed rugs and upholstery and clean-swept floors, together with plenty of sunlight, are prerequisites for the kind of house the moths definitely won't like. (Moths will settle around baseboards and in floor cracks filled with lint, as well as in closets.) Wool clothes should be brushed thoroughly after each wearing, and hung out to sun and air occasionally, for sun kills moths as well as their eggs and larvae. And according to the U. S. Department of Agriculture's Bureau of Entomology and Plant Quarantine, it is absolutely crucial that you be sure your woolens are clean and free of moths before you put them away. Otherwise no treatment is effective.

The basic facts about moth prevention really are so simple and inexpensive to carry out that you haven't an excuse in the world for such troubles. Moths, eggs, and larvae are destroyed by ordinary dry cleaning, washing in neutral soap, and thorough sunning provided it reaches all parts, including the insides of pockets. Then, once rid of the moths, it's just a matter of proper storage to keep them away. There are available fine little chests and even portable "closets" that are specially made for the purpose. The chest shown at the bottom of page 11, for example, has a bright floral plastic-coated covering, tiny wheels so you can move it easily, and a moth humidor inside. Or, you can improvise your own storage space, paper bags, packages, or boxes, *if* you're careful to see that they're airtight, with no cracks or openings of any kind. Moths won't eat their way through paper. If you have a small trunk, chest, or wooden box, you can perfectly well use it, provided it's tightly closed. Put sheets of clean paper, on which you scatter about a pound of flake naphthalene or paradichlorobenzene, or use a reliable spray or "moth balls" or whatever, between the layers of clothes or blankets. If it's a closet you want to use for safe storage, clean it thoroughly, and seal all the cracks in the plaster and the baseboards with crack fillers. Then put rubber or felt gaskets on the door-frames so the closet can be kept tightly shut, or simply use paper such as Scotch tape to seal it. Add to this the necessary dose of "moth killer," and your wools will be as good as ever next year.

Perhaps, however, you're one of the half-million women who bought blankets treated to be thoroughly and completely undesirable to moths. If so, the experts say you're safe for about five years. This moth-resistant treatment is not something you can do at home; it is done in the hot dye-bath during manufacture, and you buy the blankets ready-prepared. But even if you have moth-protected fabrics, still they must be kept clean, and the protective treatment can't withstand more than five washings or wet-dry cleanings; after that your wool becomes any moth's feeding-ground unless you take regular precautions.

IF YOU expect to need some of your sweaters or blankets during the summer, you'd better spray them at intervals while they're in the closet. You can buy a high-grade, odorless, stainless spray at the nearest store. Don't just aim wildly and expect to get results, though, for no spray ever made will kill a moth unless it actually hits him. And seal up the storage space again after you take out or put back the sweater or blanket.

But this won't take care of your upholstered furniture or your carpets or your piano. If you have a precious grand piano be sure to hang four ounces of paradichlorobenzene inside the piano case and keep it closed as much as possible during the warm weather. You'd better avoid sprays; they'll protect your piano felts but they may injure the wires.

Do you store your rugs at home? If you do, vacuum them on both sides, scatter enough flake naphthalene over the surface to make the rugs look white. Then roll each one tightly on a pole and wrap it in unbroken paper, and be sure you have enough at the ends, carefully tied or sealed, so that no moths can enter. That airtight precaution is important.

As for that fine upholstered furniture of yours, don't just deck it in summer slip covers and forget the whole business. Take the slip covers off frequently, and brush or vacuum-clean the upholstery. If you never noticed the label on it (we consumers will have to learn to be better label-readers) do it now. Maybe you're one of the fortunate buyers of moth-resistant wools or mohairs and can draw a breath of respite for the next year or two. If you're not, take the necessary steps.

One more caution. Moths won't eat vegetable fibers or silks, but they do feast on woolen threads in your woolen-cotton draperies, or your woolen-rayon clothes, or any other mixed-fiber fabrics. When they do they'll likely cut some of the vegetable fibers too. So check these fabrics.

Finally, you must face the melancholy fact that though you and I may follow every precaution, we may still be victims. There is no disgrace in a common affliction, and your moths may come in either through the open window, or on an unsuspecting neighbor's coat-sleeve. They are respecters neither of persons, house construction, nor income. But if you let the hungry clothes moth attack your household goods this year, that is no longer just your individual mishap; it's a claim on our national resources.

A few extra words now about what textile specialists of the U. S. Department of Agriculture say is important in regular, day-by-day care of all your woolens. Wool coats, suits and dresses should be given a good, brisk brushing the minute you take them off, thus doing away with dust or lint *before* it gets embedded in the material and starts to cause deterioration of the fibers. Hang up your garments as soon as you take them off, being sure to do a neat job, and fasten the closings to help them keep their shapes. It's a good idea, too, to give each garment at least one day of "rest" before you wear it again, for this lets the wool spring back into its proper place and minimizes the number of times you need to press it. Sun and air are good for wools, bad for moths, so if possible give your precious woolens occasional outings on the clothesline. And remember to look for and mend rips, tears, and even the tiniest holes about once a week, instead of letting them get so big they're almost beyond effective repair.

There is a definite technique to pressing wool: it should be steam pressed, never ironed as you would do a summer cotton, for example. If you are pressing the right side of the material, here is the procedure: spread a wool press cloth directly over the dress or whatever; on top of this put the second press cloth, which may be of linen or firm cotton, dampened with warm water; then go ahead and press by setting the iron down on this, lifting it up, setting it down again. The point is *not* to run the iron back and forth because this may stretch the fibers. When you've finished this operation, the fabric will be damp, which is the right state of affairs. If you want to press on the wrong side (perhaps because there is an interesting pattern in the weave or because it tends to be shiny), first put the wool press cloth on the ironing board, then the fabric to be pressed right side down, and on top of this the dampened cotton press cloth on the wrong side of the material. From there on you know what to do—the rest of the procedure is the same as that described above. Never let your iron get hot enough to scorch the pressing cloth. If you have one of the steam irons, you no doubt have found the pressing problem greatly simplified in being able to see the surface you are working on.

JULIETTA K. ARTHUR

AS YOU think back over these ways in which you, and all the rest of us, should be "on guard," you'll realize how tremendously important a total they will make when followed in countless American homes of today and tomorrow. There will occur to you, too, still other ideas of your own that will fit splendidly into the same picture. The more of them you can plan and practice, the greater the benefit to your home and your country. And let's remember this, too:

A campaign like this is not a matter just for today and maybe next week; it's something for *every* day and *every* week and *every* month. That old truth about the constant drip of water wearing away the hardest stone applies perfectly to being "on guard;" it's the regular, continual, twenty-four-hour watchfulness that builds up the final victory. Things can't be done by fits and starts nowadays if you expect them to get across.

THE AMERICAN HOME plans to stand guard right beside you for "the duration." Each month we shall bring you further practical suggestions, further ideas, further useful guidance. Many of you, we know, will hit upon new ways of conserving and protecting things in your own homes that others would gratefully apply in theirs; we hope you will tell us about them so that we can pass them along to the rest of our reader family. The more shoulders that are put to the national wheel, the sooner it will pick up speed and roll across the goal line.

So let's all get together in one long, steady, sensible drive to "keep 'em working." It's a big job, but no bigger than its own vast importance. Once we get into the swing of it, though, we'll find it far simpler than it might seem at first glance. And right from the start we'll be immeasurably heartened by the realization that what we're doing will prove of actual, tangible value to our own personal homes and lives as well as to the future welfare of the United States and all its allies in this terrible war!

Your first taste tells you

here's bacon at its best

COPYRIGHT 1942, ARMOUR AND COMPANY, CHICAGO

Sweet, rich, mild in flavor—here's bacon that's Sugar-cured . . . Mellowed in fragrant hickory smoke in Armour's own secret way!

Let your family in on some real eating pleasure tonight — with this hearty dinner of Star Bacon and Stuffed Sweet Potatoes!

Like thousands of others, you'll agree Armour's Star is deliciously different from the common run of bacon! For it's the only bacon that offers *all* these 3 flavor advantages:

First — only the choicest bacon sides are good enough to merit the Armour Star. So you get *more* flavor, to begin with.

Second—this choice bacon is sugar-cured in Armour's own secret way to heighten flavor—and minimize curling and shriveling in the pan!

Third — it's slow-smoked over fragrant hickory and hardwood fires to the peak of mellow tenderness!

See what a difference it can make in your simplest meals! Get Armour's Star now — and try this dinner tonight!

Star Bacon and Stuffed Sweet Potatoes

Bake large sweet potatoes and scoop out—saving the skins. Mash potatoes with milk, butter and seasoning. Fluff lightly into skins and top with marshmallows. Bake until marshmallows puff and brown. Serve with plenty of strips of Star Bacon which have been broiled or pan-fried until crisp, but not brittle.

Armour's STAR TRADE MARK **Bacon**

At dealers in ½ lb. Cellophane and Layer Packs, also in Slabs

A budget house

HAROLD W. GRIEVE
Decorator

for a box office beauty

Paramount photo, G. E. Richardson

IF YOU were "Box Office" as is Paulette Goddard, maybe you think you wouldn't bother with such things as budgets. Not so Miss Goddard, even if she is one of filmdom's best audience puller-inners. She had a French provincial house on a hillside and she wanted it decorated as gaily and as simply as possible. Decorator Harold W. Grieve undertook the job and, with his intuitive charm and style sense, made the most of the house with its many nooks and crannies, made it a home where she could really *live* the few precious hours given to movie folk for that purpose. He did the house in the modern French manner, using the simplest of materials and pattern; that's where the budget comes in. The rugs throughout the house are cotton. The curtains, lampshades, and much of the upholstering, especially in the bedrooms, are fashioned from such simple things as plaid sateens, seersucker, and linen. And these same simple materials, simply handled, show the ease with which professional decorators achieve the dramatic with the least possible effort. They don't have to rush out and get a Gobelin tapestry or cloth-of-gold to create an effect, or become embroiled in the mysteries of complicated designs and motif rhythms. The direct and deliberate simplicity of Miss Goddard's house, as interpreted by Mr. Grieve, should be a joy to spring brides, or brides of any season, with budgets. It proves that as long as there are materials like gingham, linen, and seersucker, there can be houses of sparkling charm.

OVER and over again in this house, you find the curtains, lamps, and upholstery done in the same material, a pet decorating theory of Mr. Grieve's that repetition makes a room seem larger, even in the game room, shown on the cover. It is very apparent in Miss Goddard's own room, on the opposite page, in the use of simple blue gray and white plaid linen cleverly repeated. In this room, too, wallpaper has been used quite dramatically in the dressing table alcove, on the high valance that gives unobtrusive importance to the window. Particularly quaint is the treatment of the upstairs sitting room, with ruffles from the pitched roof, giving it the semblance of a provincial wall-bed. Then there are the many corner seats, simply upholstered, in lieu of sofas, a trick that lends to the spaciousness of the rooms. . . . It's a very fine home setting for one of Hollywood's stars who packs a terrific twinkle!

Photographs, Fred R. Dapprich



IS YOUR GARDEN SENSIBLE?



Photograph courtesy A. B. Morse Company

ON GUARD
THE HOME FRONT
COOPERATING FOR VICTORY

Vegetables for 4: time, 18 hours a week

WHAT is a "sensible" garden? Quite simply, it is one which fits the size and character of your grounds, your well-considered desires, and the amount of energy, money, and time you are able and willing to put into making and maintaining it in proper condition. If it meets these requirements it will prove a sound investment. Otherwise you are likely to find yourself on a wrong track which you'll probably wish you'd never taken.

Two photos, Harry G. Healy

Medium flower garden—7 or more hours a week

We heartily believe in gardening as a war-time activity, as well as during years of peace. But we also believe that it must be sensible and fit the particular situation of each person who goes into it. To undertake a garden, whether for vegetables or flowers, without realizing the practical considerations necessary for its success, may well lead to disappointment and serious waste of valuable materials and energy. Nobody wants that in times like these.

Gardening is fun. It is also work—lots of work. It's not just a case of putting in a few furious days of digging, raking, and planting, and then letting Nature take her course while you sit back and enjoy the fruits of your early labor. Not by any means! The whole project will go to rack and ruin unless you stay with it intelligently and persistently right through the hot summer days and months and into the early fall. Regular, day-by-day attention to weeding, cultivating, spraying, replanting, watering, and other practical chores is an absolute requisite for worth-while results. Absent treatment won't grow plants!



H. Armstrong Roberts photograph

Tiny but cheery flower garden—an hour or so now and then

On this page you will find approximate average figures on the time required to keep several types of gardens in good shape through the out-door season. We suggest them as a starting point for deciding whether the garden you have or plan to have is "sensible." From such a beginning you can go into those other questions of soil, exposure, real objectives, etc., on which a first-class "fit" must be based. Whatever your final decision, make it with your eyes wide open, and be wary of biting off a bigger chunk of garden than you can chew!

Keeping average-size lawn and grounds neat—6 hours a week

BUT NATURE'S Greatest Gift— says Mrs Daly

ON GUARD
THE HOME FRONT
COOPERATING FOR VICTORY

Give the children a playground right at home—small if need be, or big like this one of the Cliff Mays where child and pony are constant companions. Mary Tinley Daly says they'll love it and win health and happiness along with their friends

GARDENING this year? Why, certainly—go ahead! I hope you not only have the prettiest garden in the neighborhood, but also a little corner where "oats, peas, beans, and barley grow," to ease the strain on the budget during these days of soaring food prices and chime in with the objectives of the Victory Garden Campaign.

But while you're planning and planting, don't forget the needs of Nature's greatest gift—your children. Save at least a goodly portion of the yard for their exclusive use. Don't make it so pretty-pretty or foody-foody that the children have to be turned loose on the sidewalk out front or into the neighbors' yards—maybe the neighbors, too, would like to go horticultural!

Far be it from me, whose back yard is the eyesore of our more-or-less childless neighborhood, to give advice on landscaping. But I can and will give advice on the play section.

During our fourteen years in this house and lot we have tried all sorts of experiments—grassy plots, herbaceous borders, even a miniature farm. All very nice in their time, but we now have a yard that is the center of activity of the neighborhood, familiarly known as The Kids' Yard. Grass is planted religiously each spring and fall, but it doesn't have a chance in the most popular spots There is enough space for grown-ups to enjoy many a pleasant summer afternoon and evening in lawn chairs, but the rest of the yard is strictly juvenile in its purposes.

Years ago, under the big oak tree, my husband built a real, honest-to-goodness sand box, big enough to accommodate ten or twelve children, with boards across the corners to form seats. Officially, it is the property of the baby, but children of all ages, our own and the neighbors', get hours of joy from it. We found that while white sand is nice-looking, it does not hold its shape for building, so lately we have been getting the ordinary brown (and less expensive) kind, which really serves better.

The other permanent fixture is the children's bar—an iron brace that once held a porch swing, its supporting poles now cemented into the ground to make a wonderful trapeze. The flying young men and ladies have learned to execute the most amazing feats on it with the greatest of ease It is high enough to allow for all sorts of gymnastics, yet low enough so that a mistake doesn't cause a bad fall. There is also a low, "little kids' swing," where even the two-year-old can get in by herself and have a leisurely to-and-fro, while she watches her seniors play.

Then there's the "big kids' swing." From a strong limb of the aforementioned oak tree, twenty-five feet from the ground, we hung a long, tough manila rope. At the end of it they have tied an old tire—from before the days of tire shortage—and the older children, from eight years on, have a glorious time there Some old wooden boxes, too, make wonderful steps that are the delight of the youngsters. Sometimes these boxes are steps, sometimes a leaning tower, sometimes a platform And, with a board across, they make an admirable seesaw. Altogether, these boxes are an unfailing source of entertainment, and we're always being surprised by the ingenuity the children have developed in thinking up all sorts of new uses for them.

Back of the garage is the horseshoe pitchery This is out of bounds for the younger children, but they aren't interested, anyway. The older boys find it one of the chief attractions of The Kids' Yard, and we are developing some champion horseshoe pitchers

Every inch of our back yard is used, and used for fun. A less scenic place would be hard to imagine—it really looks pretty awful from the beauty standpoint! But what it lacks in looks it more than makes up in wholesomeness and rollicking fun for the youngsters, which is what we're really after until they are older. If you, too, give up part of your yard for a similar purpose, you probably won't win any garden tour prizes, but you'll have a far greater reward—safe, happy, healthy children, who can find their entertainment at home.—**MARY TINLEY DALY**



Photograph by Cliff May from M. B. Darbyshire

Take A *Gasless* VACATION

ELLEN FULLER

LIKE a lot of other Mr. and Mrs. Americas, Gertrude and Al Selby had always spent their summer vacations—fifteen of 'em, to be exact—roaring up and down and across the country in their car. They'd bucked Fourth of July parades, had sweltered in the heat blasting up from concrete pavements, and teetered irritably along in fifteen-mile-an-hour traffic lines. Until finally, last year, they decided they'd like a rest.

After hours of poring over travel folders and maps and what not, they decided on—of all things—a canoe trip in the Algonquin Park region of Ontario, where 3,000 island-studded lakes—so the literature said—sparkle in the summer sunshine; where majestic pine, spruce, and balsam rise from the water's edge.

Obviously, tuning up the car and buying a new vacuum jug wasn't going to be adequate preparation for this vacation, so the Selbys started off by visiting the Sportsman's Show, where they absorbed advice and tall tales from experienced woodsmen and selected some of the necessary equipment for the trip. From then on, they devoured books on camping and canoeing, and ferreted out and sampled all kinds of condensed foods. By July they were ready.

Going by train to Joe Lake, they rented a canoe, stowed in their duffle and were off—without a guide, much to the horror of their friends. Then, for a fortnight, they paddled over lakes like mirrors, waded through shallow streams near beaver dams, and made portages overland when they met water too swift for their amateur navigation.

It wasn't all velvet, of course. There was that first portage, when Gertrude watched Al disappear down the trail, almost completely covered by canoe, and found herself alone in a strange world. There were aching muscles, blisters, and creaky joints. There were gray days, as well as sunny. But all feeling of rush was forgotten; when Gertrude whispered "ducks ahead," Al stopped paddling to watch, unworried by the thought that they must make Oshkosh by night. And Gertrude could spend an entire morning, if she liked, alternately doing the family laundry and watching the fish that darted in and out of her "tub."

They paddled each day as far as they liked and, when evening approached, pitched their tent—not so adeptly as a Micmac might have done, probably, but they got it up—cooked their supper over an open fire, and fell asleep on their beds of balsam boughs.

The morning hours, perhaps, were best of all. It was then they saw beaver swimming solemnly across the narrow inlets, leaving trails of silver V's in their wake; mink, too, and deer, and there was that never-to-be-forgotten time when they surprised a bear, intent upon his morning bath.

It's a question with them now, which they enjoyed more—the trip itself, or reminiscing about it afterward. But there's one thing sure: rationing of tires and gas holds no worries for the Selbys in making their vacation plans; they advise a gasless vacation.





COMING: WHAT TO TAKE ON A CANOE VACATION AND WHERE TO GO





Far from the gas fumes and concrete highways of previous years, the Selbys revel in the beauty and peace of the open

Photographs from Gertrude Selby









Camp workshops should be used as much as the beach and waterfront; the program should build good citizenship as well as health, if it is to serve its real duty, says MARJORIE CAMP, highly regarded leader among camp directors



Photographs by P. E. Genereux

It's a lively question

TO CAMP, or not to camp, this summer—that is the question that is being proed and conned by families the country over. Should the children's summer camp expedition be eliminated for the sake of economy, or is it more important than ever that it be kept a part of the budget?

Summer camps have done much to improve the health standards of American youth. They have provided opportunities for children from city and suburban areas to learn about nature at firsthand, to learn to handle boats, to swim, to ride horseback, and to develop wholesome interests in sports which will set excellent habits for later life. Camps which offered such recreational facilities were considered well and good when the chief concern of parents was merely to provide their children with physical advantages lacking in their own communities. The question this year arises from the honest thinking, the self-evaluation that have come with the war effort. A good deal of sham is being stripped away and new understandings of the individual's role in society are coming to the fore. Parents may very sincerely feel that a summer outing which offers, at a price, only physical outlets for their children, is not the kind of thing on which money should be spent. It's not that they want them to grow old before their time, to miss the infinitely beneficial enjoyment of sports or the relaxation of a routine geared to their needs alone, with no thought of adults.

It's not any of these things. It is the growing realization that all play and no thought makes Jack a less likely asset to society than would a program planned to acquaint him with his responsibilities, his duties as a citizen, and his possibilities. With a return to the fundamentals of living, to a recognition of the sound virtues of the home, many people think that right in their backyards Junior and Sister can spend a vacation that will be just as good for them as one spent in a camp. They argue that there are gardens to be worked and tended, household chores and yard work to be done; they suggest that parents can organize neighborhood groups and plan programs to augment the usual playtime periods, and that by making of the family a unit working and playing in close cooperation, they can achieve a new enjoyment and understanding of one another, factors to be seriously considered.

No one wants to rob a child of his youth, to force onto him adult cares or worries. Every father and mother knows that youth can't be reclaimed, and that their boys and girls have the inherent right to experience the clean, fine thrill of sleeping out in the open, of waking to see the dawn; of learning to tell time by the heavens and to recognize trees and plants and animals. Every child should know how to use an ax, how to mark a trail, and how to build a fire; songs to sing, games to play.

While many of these advantages can be duplicated close to home under parental supervision, not all parents have the time this year to allot to such worth-while outings. Expenses are higher, though, and that makes it more urgent than ever that if they do decide to part with the attendance fee, they select a camp which offers benefits that cannot be reaped on their own home front.

Marjorie Camp, a highly regarded leader among camp directors, points out that there are tremendously important functions which a camp can serve in these troublous times, teaching values which have a direct bearing on the mental and moral development of the child, values which the home may not be able to provide. One of the most important benefits to be gained from camp attendance, she says, is the association and companionship with other children of the same age, and the chance for the child to realize that while by his own efforts he may win leadership, he must also



Hughes Photo





this spring!

fit himself into the general scheme of things for the good of the majority. A camp where the program is planned not alone by the directors, but where the campers themselves have a voice in arranging projects, trips, etc., allows ideal opportunities for the development of personality and initiative. It may be hard to impress on your child, within the home circle, the necessity for picking up his clothes and keeping his own room and belongings in tidy order. A properly conducted camp, where he lives in a cabin with other boys (or girls, for they suffer from the same shortcomings) will instill in him the realization that he cannot live happily *and* selfishly.

Camps should improve his physical strength and endurance as well as his skill, and at the same time improve his mental health, Miss Camp warns. She says that the program should give the child a chance to learn how to do things for himself; it should awaken interests in crafts that are denied him in the usual schools. His own problems must be of considerable concern to those in charge, and these supervisers must be well trained in order to handle wisely the myriad troubles that beset youth.

Without the recommendations which Miss Camp says should serve as the criteria in selecting a camp, a director can easily be no more than a monitor; the camp no more than a pleasant resort in which the young charges are tended simply as healthy young animals, not as the vital forces that will shape the destiny of future generations.

Children need fresh air and sun; they should not live in the shadow of war worries and strain; their health must not be endangered. But it's not enough that you should measure your child's contribution to the national effort by health and the pursuit of happiness alone. He must be given the groundwork for intelligent participation as an adult, and only proper tutelage can achieve this. If you can't provide it at home, it's your duty to select a camp that will, so that your child will return better equipped to take his place in the rapidly changing scene, with an understanding of the world we live in.

Are Camps especially valuable in War Time?

Yes—provided they offer more than mere amusement; provided they are seriously concerned with the enlightenment and the guidance of a child along lines which will make him an asset to society, and more capably fitted for the process of growing up

Mona and Ellen— star children!

F. M. Demarest

MONA and Ellen know all about stars, for every time they are especially well behaved or do an especially good deed, another star goes up on the sky-blue ceiling in their very own room. Once a week there is a star ceremony, with great competition to see who can get the most.

Mona and Ellen's mother, Mrs. L. E. Kropatkin, thought up this plan as part of her firm belief that the decorating and planning of children's rooms has a lot to do with their behavior. If it suits *them*, not just the parents, then they learn to take pride in possession. When there are goldfish and guppies and canaries of their very own to look after and care for, they learn to take responsibility. When there are gay and pleasant colors, they learn to have gay and pleasant manners and dispositions. All of which is very important.

So that there can be no mistake about it, Mona and Ellen's names are written right up there on the cornice Daddy made out of beaver board, scallops, white paint and all. Mother found wooden letters at a penny apiece, dyed them blue and nailed them in place. She also found some nice red and white gingham, with blue scallops appliquéd for bedspreads, pillows, and draperies tied back with strings of wooden beads. Mona and Ellen are proud to tell that Mother made these all herself, in addition to designing them.

Mother was careful also to see that the room is easy to clean and keep clean. There is a blue linoleum rug blue linoleum on the window-seat-play-table Daddy made to cover the radiator, and red oilcloth on the tea-party table—all easy to wipe off in a jiffy.

All this is not in a great big house—but in a New York city apartment! Mrs. Kropatkin has proved that the important thing is not space or a fat pocketbook but first, knowing what you want, second, putting your ingenuity and a little elbow grease together to get it

"Remember, now! not just noodle soup, but chicken noodle soup!"

REAL OLD-FASHIONED CHICKEN NOODLE SOUP! RICH CHICKEN BROTH, PIECES OF CHICKEN AND GOLDEN EGG NOODLES!

For rich, through-and-through chicken goodness, and true homey flavor, women everywhere insist on chicken noodle soup . . . Campbell's Chicken Noodle Soup.

Campbell's use plenty of chicken in making this soup. That's the way chicken noodle was made in Colonial times—and the way good chicken noodle soup has been made ever since. Campbell's simmer the chickens very slowly for a rich, glistening stock. Then they add tender pieces of chicken together with lots of good egg noodles.

Campbell's Chicken Noodle is a nourishing soup, too, with plenty of satisfaction for hungry folks. That's why mothers, many a time, make it the main dish of a family meal...and another reason why it continues to grow faster in popularity than any other soup. Have it for lunch or supper soon—a brimming, steaming bowlful at each place!

Campbell's
CHICKEN NOODLE SOUP

LOOK FOR THE RED-AND-WHITE LABEL



THIS SOUP IS GROWING FASTER IN POPULARITY THAN ANY OTHER!

Painting by Ralphael Ellender

Pretty as

Mrs. Greenlund has packed loads of charm in a small space

IT WAS much too good for the $4,900 it cost to remain the private pet of just one man's family. Bob Biller, who is heart and soul in the work of building really good houses at moderate price, had constructed this ever so lovingly for himself and his wife. No sooner were they settled than along came Mr. and Mrs. George Greenlund, who had searched for months for a home that would encompass not only sound construction and architectural merit, but one that was decorated just as well as it was laid out. This house, planned by Howard G. Elwell, answered all these specifications, and the Greenlunds finally talked the Billers into moving elsewhere and letting them become master and mistress of this charming little home. And it's no wonder they wanted it.

Though it looks like a tiny cottage from the street, the house is so designed that it includes seven rooms, bath, and laundry; for all its New

a New Spring Bonnet

Outside you can't tell whether it's real or a doll's house—it's that appealing, this authentic Colonial—but within you find full-flavored atmosphere

MARTHA B. DARBYSHIRE

Photographs by Mark William Hild, Jr.

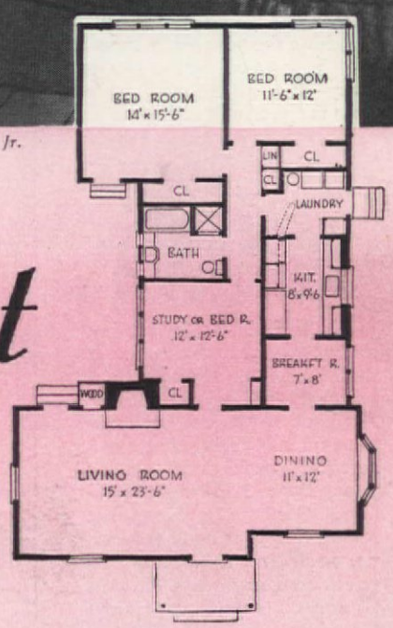

HOWARD G. ELWELL
Designer

BOB BILLER
Builder

England flavor, it is perfectly at home in West Los Angeles, Calif. Its pristine whiteness is accented outside by the cheery pink of geraniums in white flower pots on the shelves beneath window ledges.

A full paneled fireplace is the focal point of interest in the living room. This entire wall is paneled in waxed knotty pine—the woodbox doors are part of the picture—and a pine dado about four feet high extends around the rest of the room, making the warmest, friendliest walls imaginable. The paper used above the dado has a white background with a subtle gray-beige leaf design, and seems chosen expressly to show off to best advantage the Audubon reproductions and quaint little prints.

Against this mellow scene, the Greenlunds have wisely placed rich colors, to pick up the highlights of the wood which frames the setting. The carpet is a soft beigy terra cotta shade, and the braided rug is blue, beige, and red. One chair is covered in red chintz with blue and beige in the pattern; the rocker flaunts quaint ruffles of gay chintz, with soft red and blue flowers sprinkled through it.

But it's the little things that lift this house out of the usual run of new homes. It doesn't look planned; it looks as if it all just grew together. There's a spinning wheel in the corner, ladder-back chairs that are usable, and not just for show, a cobbler's bench doing duty as a coffee table. And rather than decking bookshelves and such with the hackneyed sort of trivia that pass for bric-a-brac in most houses, Mrs. Greenlund has brought out her childhood treasures and made them part and parcel of the Colonial setting—two dear little dolls' heads, reminiscent and beguiling as they can be, are the something "different" in the room. And for the mantelpiece, no candlesticks and marine painting, no mirror. Instead, the far more natural attributes of old pewter, a mustard jar, a coffee mill, a butter paddle, even a bright blue stein and a specially pretty plate.

At this point, too many people get careless and let in a streamlined lamp or a glaringly modern cigarette or flower holder. Not so the Greenlunds! No place is there evidence of compromise. The ivy wall holder is homely Ironstone, an old salt box embellished in blue, and the little table lamp is brass repoussé with a shade trimmed in chintz ruffles. The Greenlunds' new house is that rare phenomenon—its newness is incidental; it is first of all a charming and perfect home in every respect.

TO 1,000,000 HOTPOINT RANGE USERS

How To Get

The Most Out Of

Your Electric Range

★

IF YOUR RANGE is a thrifty, modern Hotpoint with long-lasting Calrod cooking units, it should . . . with reasonable care . . . see you through the duration. And you'll find that proper use of your range will not only prolong its life, but will also save food and electricity and preserve healthful vitamins and minerals!

● For instance, you can lower food costs by using your Thrift-Cooker more often to make cheaper cuts of meat flavorful and tender. Vegetables and puddings can be cooked right in the kettle with the meat. And by letting your Automatic Timer-Clock do the oven-watching for you, entire meals can be cooked while you're away—thus giving you more time for patriotic activities.

● You'll find tips for getting the most out of your range in the new book, "How To Conserve With Hotpoint Electric Appliances." There are also hints on conserving with your refrigerator and caring for your washer and other appliances. Ask your Hotpoint retailer for your copy or write us, enclosing a 3c stamp to cover mailing costs. Edison General Electric Appliance Co., Inc., 5612 W. Taylor Street, Chicago, Illinois.

It's easy for users of Hotpoint Electric Appliances to keep them in proper condition during the war emergency. Repair and replacement parts are available throughout the country if required.

Hotpoint

RANGES, REFRIGERATORS, WATER HEATERS, WASHERS, IRONERS, DISHWASHERS, DISPOSALLS, ELECTRASINKS, STEEL KITCHEN CABINETS

No LABOR trouble

ALL HANDS REPORT WHEN PAYMASTER SETTLES UP

WORK IS DONE AS A COOPERATIVE UNIT

LAST year, with a feeling of utter futility, I watched the last in our long line of maids pack her bag and leave. With guests in the offing, I was torn between two equally fearsome prospects—breaking in a brand new maid or going through the ordeal with no maid at all. Poor transportation and the confinement of country life had turned our maid problem into one that seemed to defy solution. We had tried all types, but so far in vain.

Then came the children's suggestion, sounding at first even more ominous than the alternatives, that they take over and earn the pay of inexperienced help. So, out of my momentary dilemma, came our own private system for handling the housework without having an unhappy maid in the bargain. Certainly there was nothing to lose.

When the project first got under way, Rena was twelve, Kent ten, Phil eight, and the baby two. The heavy work, washing, ironing, and cleaning naturally fell to me, but with the detailed daily chores off my mind it seemed amazingly light. There were quarrels and upsets, of course, during the first month, but by the end of that time the children had inaugurated daily schedules which they themselves agreed upon and things were running along in comparative calm and order.

The matter of proper remuneration was a problem; we finally hit upon a piece-work plan and set up the following wage scale: dishes, 10¢; clearing table, 2¢; making beds, 1¢ each; setting table, 3¢; feeding and tending chickens, 3¢; making dessert, 3¢; tidying up a room, 5¢; thoroughly cleaning a room, 10¢; and scrubbing the bath or kitchen, 25¢. Special prices were agreed upon for unusual jobs which cropped up, such as company dishes or cutting weeds. When vacation time rolled around, the pay for doing dishes three times a day became

in OUR house!

Martin's Photo Shop

CONSTANCE M. STILES

quite an item, so at a "labor" meeting the children agreed to half-pay for this particular job. I took the rest of the usual maid's wages and, as my own safety valve, her weekly afternoon off, leaving the children to fend for themselves—which they did, admirably. And I came home noticeably relaxed, and ready for the coming week.

All went well until a family flu epidemic laid us low and left interest in the project practically dead. To revive participation in the plan, my husband announced a contest, during which each of the three older children was to be responsible for one room for a week. First, second, and third prizes were promised. It was just what we needed.

A miracle was wrought! They stopped little short of spring housecleaning. Every evening there was strict military inspection with the assignee standing at attention while Dad scrutinized every possible dust-catcher. Each of the rooms was so immaculate that he finally had to resort to looking in all sorts of places—down the registers, on top of the chandeliers, and so on—to unearth a speck of dust. And, believe it or not, this search just added to the kids' enthusiasm. Outsmarting daddy became a favorite sport with all of them. It got to the point, finally, where neither their father nor I could lay down a newspaper or magazine for a minute to answer the telephone and expect to find it when we got back; it would be neatly closed or folded (our places lost, meanwhile) and filed away in its place. But, after all, that was a minor disturbance and, as a result of the children's energy, there were three first prizes awarded, not just one, and the system was back in again—and this time for good.

A short time later, while I was incapacitated by a dislocated shoulder, the children took over many of the duties which I had been performing, and they have continued to do most of them.

Far more important than solving our maid problem, the experiment has proved an ideal, practical preparation for life. We have let the children figure their own accounts, which they present for payment on the 1st and 15th of each month. They also have free rein on spending their money, and the good judgment they have shown has been more than reassuring. At first they were inclined to spend their earnings as fast as they received them, but each month this type of spending became less frenzied, and at the same time an increased share of their money has gone into savings accounts, being built up against the day when they go off to college.

Borrowing among themselves, which they sometimes do if they have misjudged and banked too much to allow for all expenditures until the

Yours for Victory!

Courageous, aggressive, resourceful, this determined youth symbolizes the indomitable spirit that has won every war America has had to fight.

To help serve him and his millions of comrades, practically our entire production is going into *special quality* iron and steel sheets for warplanes, ships, combat cars, tanks and jeeps . . . hundreds of vital things to save lives and win victories.

When peace comes the ARMCO Stainless Steel in your kitchen sink, in your pots and pans will be stronger and tougher from its battle lessons. Your porcelain enameled range, refrigerator and other sheet metal equipment will be better for wartime research.

It is this standard we're all fighting for — everything we have that stands for America. The American Rolling Mill Company, 1211 Curtis Street, Middletown, Ohio.

A STANDARD OF LIVING WORTH FIGHTING FOR

SPECIAL QUALITY ARMCO SHEET METALS

Economical automatic
HEAT
–for cottage or castle!

WARM AIR HEAT

G-E Winter Air Conditioners (oil or gas fired) in many sizes, all remarkably easy on fuel. Circulate *conditioned* warm air heat that's filtered and humidified for your better health and greater comfort.

RADIATOR HEAT

G-E Furnaces (oil or gas fired) in sizes for every home. Moderately priced and extremely economical to own. Supply clean, quiet, steady heat. Also *G-E Oil Burners* to modernize your present furnace.

TURN TO

Here's how:

Get full details from your local G-E Dealer (see Classified Section of Telephone Directory under Air Conditioning, Oil Burners or Gas Furnaces) or send coupon.

GENERAL ELECTRIC

General Electric Co., Div. 2125
Bloomfield, N. J.
Please send me literature on

RADIATOR HEAT—☐ Oil Fired, ☐ Gas Fired
WARM AIR HEAT—☐ Oil Fired, ☐ Gas Fired
OIL BURNER for present furnace ☐

Name .....
Address .....
City .....
County ..... *State* .....

next pay day, has taught them the disadvantages of this habit. They must sign and date I.O.U.'s and explain, if possible, what the money is to be used for, to jog lagging memories come settlement day.

It was interesting to watch the children learn by their own experience, and through trial and error, the benefits and rewards of industry and application. In the beginning, Rena and Kent did the bulk of the housework. Phil was good at jobs outdoors but completely bored with the indoor chores and made no effort to do any of them. After a few pay days had passed, and he noticed that he was on the short end of the ledger, he woke up to the opportunities he was missing and took on more and more of the housework, without any urging.

Our chief fear for the system had been that it might result in our boys and girls growing up to be money-mongers, who set a price on everything they do. Quite the contrary. They now pitch in and help on any job which arises, without giving a thought to what it is worth.

Nor is it a matter of all work and no play making the little Stiles dull children. They have their schedules set up so that there is ample time for play every day after school, and by tackling the household chores as a cooperative family unit, we all have more time for leisure pursuits.

If you haven't time for a first aid course, you'll find the new book *First Aid Primer* by Dr. Hermann L. Wenger and Eleanora Sense very helpful. Chapters on Morale through Nutrition, Emergency Feeding, and what to do in case of a black-out have been written by The American Home's Food and Nutrition Editor, Eleanora Sense. M. Barrows & Co., New York. $1.00.

Dr. I. Newton Kugelmass' book *Superior Children Through Modern Nutrition* brings together up-to-the-minute scientific facts and information to help parents perfect the growth and development of children from birth through adolescence. E. P. Dutton & Co., New York. $3.50.

Historic Silver of the Colonies and Its Makers by Francis Hill Bigelow is a book of authority on old silver and particularly early American silver, that is not only enlightening but most entertaining. The MacMillan Co. $1.69.

New Books for Victory Gardeners: *Gardens for Victory* by Jean-Marie Putnam and L. C. Cosper. Harcourt, Brace and Co., New York, $2.50. *Grow a Garden and Be Self-sufficient* by E. Pfeiffer and E. Riese. Anthroposophic Press, New York, $1.25. *Grow Your Own Vegetables* by Paul Dempsey. Houghton, Mifflin, New York, $2.50. *Home Vegetable Gardening* by Charles H. Nissley. Rutgers Univ. Press, New Brunswick, N. J., $1.50 and 25¢.

When your wife weeps, the car squeaks, or a pipe leaks, look to the Classified to patch things up. It's the book of 10,001 answers!

In the Classified section of your Telephone Directory you will find local concerns and tradespeople together with the products and services they sell. Read the announcements about their business *before you call anyone.*

Thus you get a good idea of the firms that are best equipped to solve your particular problems.

Thumb thru the Classified and see for yourself.

PLANT food costs money and, this year of all times, *must not be wasted.* So in all your gardening—whether you are growing "vegetables for vitality for victory" or ornamentals for morale—be sure to get the most out of the fertilizer you use. Recent experimental work has shown that applying it correctly means a good deal more than merely scattering it on, and stirring it into, the soil; also that correct application of plant food will result in definitely larger crops than hit-or-miss methods, and that it takes little if any more time and effort, especially in the home garden where most of the work is done by hand anyway.

We improve soils (or keep them good), first, by building up their physical condition—especially by incorporating manures, peat moss, leaf mold, and other humus-making materials; and, second, by maintaining or restoring their supply of available plant nutrients. For this latter purpose the so-called commercial fertilizers, which are mixtures of various organic and inorganic materials, with definite, constant analyses, are convenient to use, economical (when of good grade and from reputable sources), and effective. In moist soil they soon go into solution and become available for plant use; for every bit of food that a plant takes in through its roots must be in solution. Generally speaking, four pounds per 100 square feet is a good application of any of these plant foods in the garden, but special instructions, if needed, are usually printed on the containers. Follow them carefully.

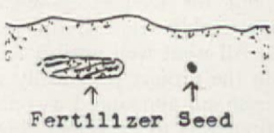

But remember that just as important as how much to apply is where to apply it so that the plant roots will contact it at the right time.

To enrich a poor soil down where we want the roots to go to get moisture and resist dry spells, we can "broadcast" the fertilizer evenly over the surface and dig it in along with any manure or other surface litter. But if the soil is already fairly good so that our aim is to feed and stimulate a particular crop, the best plan is to distribute the plant food in a little furrow a few inches deep and about two inches to the side of the drill or row in which the seed is to be sown. Here it cannot injure the seed or the tender roots of the young plants before it is dissolved, and here it will be easily accessible to the roots as they extend outward and downward. Such a "band" of food in a trough along one side of a row is good; two bands along both sides are better.

In planting "hills," scoop out a basin-like depression several inches wider than the desired hill, spread

No Plant has a boarding-house reach!



Sketch by Dorothy B. Porter

Put food beside, and a bit deeper than, the seed. As it dissolves, and seeps through the soil, the spreading plant roots gobble it up



GILBERT C. BRITTON

the fertilizer in a trench around the edge, fill the trench with soil, then scatter the seed within the ring, cover it with more soil and firm it down. When setting out plants, spread the plant food over the bottom of the hole (which has been made generously larger than the root ball), then cover it with an inch or so of soil so that as the growing roots forage downward they will find it waiting for them in the soil solution. Plants already growing can be given a "side-dressing" of fertilizer. Work it into a furrow a few inches deep and far enough to the side so you will not injure the feeding roots with a hoe or cultivator.

Another recently developed and definitely helpful trick in plant feeding, as Mr. F. N. Price Supplee of Philadelphia reminds us, is the use of a "starter solution." That means simply pouring half a pint or so of a weak solution of a good, high analysis plant food onto the soil around a newly set-out plant, or along each foot of row where tender young seedlings are growing. The object is to give them some quickly available nutriment and boost them over that first, always critical, "getting established" period. Authorities especially favor a 13-26-13 fertilizer—one teaspoonful per gallon of water—applied when the soil is moist; but any standard plant food used twice as strong will do.

1. My aunt and my uncle
went hunting each year.
He did the shooting,
she carried the deer.

2. But strong as she was,
one job made her squawl.
'Twas washing her windows
each Spring and each Fall.

3. Now my aunt's little niece,
my sister, named Jen,
Is just about twice
the size of a wren.

4. But windows don't hold
any terror for sis,
For she uses Windex,
then cuts up like this.

5. Spray it on, wipe it off—
your windows are sleek—
So easy you'll do it
at least once a week!

6. It's quite inexpensive;
now a word to the wise:
Get the 20-oz.
new economy size.

7. Don't be tempted by imitators who promise "more for your money." Windex is a quality, non-inflammable, *oil-free* cleaner which leaves no dust-catching film, doesn't streak, sheds no dust on sills or floor.

NEW REDUCED PRICES!

WINDEX

NOW NEVER OVER **15¢**

for handy-size bottle anywhere in U. S. A.

•

Ask your dealer about the new reduced price —also about big 20-oz. economy refill size.

Copr. 1942, The Drackett Co.

H. Armstrong Roberts



John B. Titcomb from Black Star

A paradox? Sure, but a cure for a tiresome tradition and a terrific housekeeping headache, too!

MARGARET FENTON HEADLAND

ON GUARD
THE HOME FRONT
COOPERATING FOR VICTORY

Shigeta-Wright from Black Star

Sunday Dinner on Saturday Night

THAT'S how we solved our Sunday dinner problem. My family likes to sleep late on Sunday morning and to eat pancakes and waffles with sausage or ham instead of the week-day orange juice, eggs, toast, and coffee. Because they enjoy lingering over such a breakfast, I found the greatest difficulty in having our Sunday dinner at one or two o'clock in the old traditional manner we'd been brought up to accept.

So we started having our regular Sunday dinner on Saturday night. On Sunday we had a heartier sort of breakfast and in the late afternoon a meal which required a minimum of preparation. The maid was delighted to leave at twelve instead of three, while the family reveled in a Sunday routine streamlined to suit their appetites.

Later on, when the shortage of domestic help made me chief cook and bottle washer, I found it far easier to cook the biggest meal of the week on Saturday night. We have roast lamb, beef, or pork, roast chicken, or meat loaf of somewhat larger poundage than usual. We cook enough potatoes for some to cream, fry or transform into a salad on Sunday. To complete the Sunday meal, a quick frozen vegetable can be cooked and an extra dessert is made Saturday for Sunday consumption.

On summer Sundays, the three to five o'clock meal—and how my family enjoys the elasticity of the hour—is likely to consist of cold sliced meat, a hot vegetable, a bowl of salad—the greens washed on Saturday and properly stored in the refrigerator—and the special refrigerator dessert.

During the spring and fall we cook our Sunday afternoon meal on our outdoor fireplace. By careful menu planning we have a grand meal which requires no more than half an hour's advance preparation. If you don't believe me try broiling lamb chops and thick halves of unpeeled tomatoes over charcoal. Add a dish of cole slaw or a jellied salad and, for dessert, bring forth a bowl of cherries or grapes and a plate of assorted crackers and cheeses. See for yourself if Sunday afternoon dinner, that once time-consuming meal, can't be prepared in about the same length of time it takes to make coffee. If you have no grill or outdoor fireplace, try serving your Sunday meal on the porch or in the yard, tray fashion, or on wintry days, before the fireplace in the living room.

But suppose you have a family who hates out-of-door cooking, refuses to eat off trays and claims to be allergic to cold sliced meat and warmed-over foods. Countless possibilities still remain. After you have successfully

weaned yourself from the idea of a traditional one o'clock Sunday dinner, you will realize there are a great many easily prepared meals which will taste just as good on Sunday as on Tuesday night or Friday noon.

If you had chicken for Saturday night dinner, you could have chicken à la king for Sunday. A luscious but quickly prepared oyster stew, plus a casserole dish which was cooked on Saturday, may suit your family's taste. For a quick dessert, serve broiled halves of grapefruit. We have found home-made chop suey is better eating the second day. Stews taste better the second day and it doesn't take long to drop in spoonfuls of dough for fluffy dumplings. If casserole dishes are to your liking, all you have to do is use your imagination and a good recipe to concoct a dozen different varieties. And *concoct* is a very fitting word.

If Sunday in your family has always been a time when relatives gathered and plans were made, you need not feel this new sort of Sunday planning will interfere with a tradition you want to preserve. Let the family come as always but tell them it will be a simple meal and most informal. If there are members of the family you must entertain more elaborately, by all means invite them for Saturday night, when the roast makes its first appearance. They'll be greatly impressed!

Saturday night dinner

Roast of Spring Lamb — **Browned New Potatoes**
Fresh Buttered Peas — **Vegetable Salad**
***Strawberry Bavarian Pie**
Coffee

Late Sunday breakfast

Compote of Dried Fruits (pears, peaches, apples, apricots)
***Orange Waffles** — ***Honey Butter**
Country Sausages — **Milk and Coffee**

Sunday dinner

***India Curry** — ***Macédoine of Vegetables**
***Chilled Berries (in season) with Custard Sauce**
Milk or Coffee

** From The American Home Basic file*

For Saturday-Sunday dinner, or for any meal these days, it's the food you can do the most with that's the food to buy

• 4-way rib roast of beef

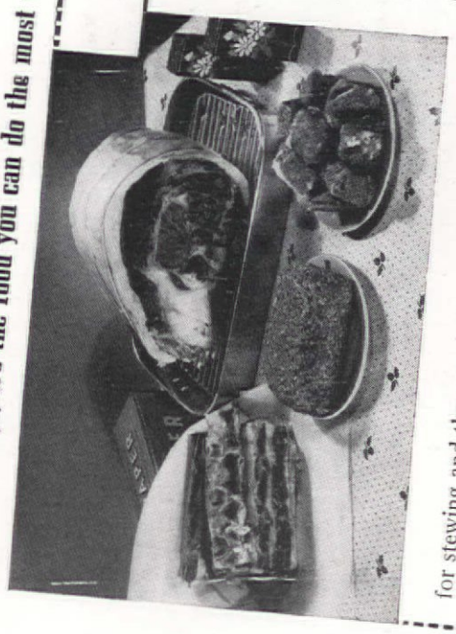

Buy a standing rib roast containing 6th, 7th, 8th ribs. Have your butcher remove the shoulder muscle and cartilage that extends over top of ribs. Half of this may be cut in chunks for stewing and the remainder ground for hamburgers or meat loaf. Cut blade ribs and use this for braised short ribs. The back strap may be used in soups.

Suggested by The American Home Kitchen

• strawberry Bavarian pie



• honey butter

• macédoine of vegetables (left-over)

• India curry ("quickie")

F. M. Demarest — *Recipe printed on back of each photograph*

• strawberry Bavarian pie (bridge-dessert)

Preparation time: 40 min.

1 tbsp. unflavored gelatine
¼ cup cold water
1½ cups hulled strawberries
⅓ cup sugar
1 cup cream, whipped
Strawberries for garnishing

graham cracker crust:
1 cup graham cracker crumbs
¼ cup sugar
4 tbsp. melted butter or margarine

For pie crust, mix crumbs, sugar, and butter or margarine together. Pat into a 9" pie pan and bake in a moderate oven (375°F.) 12-15 min. Set aside to cool while filling is being made.

Soak gelatine in cold water 3 min. Then heat in top of double boiler until gelatine is dissolved. Chop strawberries and add sugar. Pour dissolved gelatine over strawberries and chill. A quick method of chilling this mixture is to leave it in top of double boiler (aluminum or other metal) and set in a bowl of ice water. Stir constantly and it will thicken in approximately 5 min. Whip cream and fold slowly into strawberry mixture. Pour into baked pie shell and let set until firm. This pie should be made at least 1½-2 hrs. before serving. Serves 6.

595 cal. per serving. Source of Vitamins A and C.

Tested in
THE AMERICAN HOME KITCHEN

• honey butter

Preparation time: 12-15 min.

¼ cup honey
2 tbsp. orange juice
⅛ tsp. salt
1 egg white
2 tbsp. melted butter or margarine
½ tsp. grated orange rind

Have all ingredients at room temperature and place honey, orange juice, salt, and egg white in mixing bowl. Use your electric mixer and beat at high speed until mixture thickens—approximately 8-12 min. (Note: if you try beating this by hand it will take about ½ hour.) Stir in melted butter or margarine carefully. Put in serving bowl and sprinkle with orange rind.

This is a light fluffy sauce which is delicious on orange waffles or very good on French toast. ***Total cal. in sauce, 341.***

Tested in
THE AMERICAN HOME KITCHEN

• macédoine of vegetables (left-over)

Preparation time: 30 min.

1 cup whole kernel corn, cooked
1 cup cubed beets, cooked
1 cup carrot strips, cooked
1 cup green peas, cooked
1 cup left-over mashed sweet or white potatoes
3 tbsp. butter or margarine, melted
1 tsp. chopped parsley
Salt and pepper to taste

Drain all vegetables and place in a shallow 8" casserole in sections. A spatula may be used to keep vegetables in separate quarters. Place mashed potatoes in a pastry bag and make a border around edge of casserole. Mix melted butter or margarine with parsley and pour over vegetables. Salt and pepper to taste. Bake in hot oven (400°F.) 15 min. or until thoroughly heated.

The amounts of vegetables may be varied according to size of casserole used. Other vegetables may be substituted or, if a can is opened for one of these vegetables, save any remaining portions for a vegetable salad. Serves 6 generously.

189 cal. per serving. Good source of vitamins A and B complex.

Tested in
THE AMERICAN HOME KITCHEN

• India curry ("quickie")

Preparation time: 50 min.

¾ cup finely diced celery
1 tart green apple, peeled and chopped
½ cup chopped onion
1 clove garlic, finely minced (optional)
3 tbsp. butter or margarine
2 cups cooked meat (lamb, chicken or veal)
2-3 tsp. curry powder, dissolved in
¼ cup cold water
1 tbsp. raisins
1 tbsp. Worcestershire sauce
1 tsp. salt
⅛ tsp. pepper
1 can condensed consommé
1 egg
¼ cup cream
Steamed rice ring

Sauté celery, apple, onion, and garlic in butter or margarine until tender but not brown. Add meat, cut in cubes, raisins, curry powder according to personal taste, seasonings and consommé (1½ bouillon cubes dissolved in 1⅓ cups boiling water may be substituted). Cover and simmer until most of the liquid has been absorbed (approx. 30 min.). Just before serving, add egg mixed with cream. Reheat and serve on fluffy boiled rice. Serves 4-6.

384-425 cal. per serving. Good source of vitamins A and B complex.

Tested in
THE AMERICAN HOME KITCHEN

Photograph printed on back of each recipe

Sunday's Meals are Quick and Easy!

—or can be if you follow Mrs. Headland's suggestion and serve Sunday dinner on Saturday night

While you're pulling off the housekeeping coup of the week by getting your Sunday dinner out of the way on Saturday night, as Mrs. Headland suggested on page 30, you're doing other neat tricks, too. If you follow the menu on page 33, with its accompanying recipes, you're also getting most of the Sunday cooking out of the way—none of this refrigerator nibbling for *your* family—and saving money and time, too. And it's a tossup as to which is more important right now.

Instead of spending Sunday over the proverbial hot stove, you can go to church with a free mind, unworried about whether or not the roast is burning, or Sister will remember to put in the potatoes at the right time. You'll have time to enjoy your family, to indulge in your favorite sport, to catch up on your reading, and to rest against the busy week ahead of you. After a few weeks' trial, you may even go in for some informal entertaining on Sunday nights, which heretofore has seemed like just too much work for what was intended as a day of rest.

And when you do a good share of your Sunday cooking along with your Saturday meal preparation, you can cut down on gas or electric consumption, make use of left-overs, and buy more thriftily because

Better value in large cuts: Sunday dinner and then some!

roast on Saturday . . . chops on Tuesday . . . soup on any day

• 3-way leg of lamb

When you buy a leg of lamb, have the butcher cut several chops from the sirloin end. There may be from 3-5 chops, depending on the size of the leg of lamb. If you have an American leg of lamb (bone has been removed to make a roast which will fit in a small roasting pan), use the bones in making broth.

Suggested by THE AMERICAN HOME KITCHEN

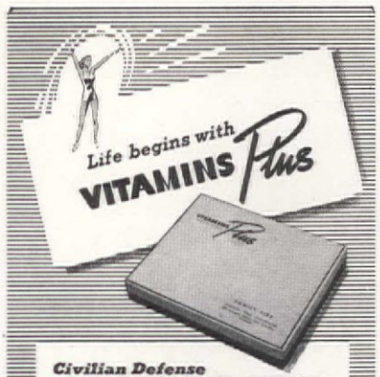

Civilian Defense Volunteers! Did you know that the additional activity you expend on your civilian defense job *increases* your vitamin needs! You can't afford to be run-down, nervous, over-tired from lack of vitamins. Get your vitamins every day with VITAMINS *Plus*, the multiple vitamin product that contains vitamins A, B_1, C, D and G, with liver fraction and iron, all in two *tiny* capsules taken only *once* daily. Start today to take VITAMINS *Plus* and see what a difference it can make! Insist on genuine VITAMINS *Plus*. Accept no substitutes. VITAMINS *Plus* separates the oil soluble and water soluble vitamins into *two* capsules for better keeping qualities. $1.50. $2.75. $5. At drug and dept. stores.

Now She Shops "Cash And Carry"

Without Painful Backache

Many sufferers relieve nagging backache quickly, once they discover that the real cause of their trouble may be tired kidneys.

The kidneys are Nature's chief way of taking the excess acids and waste out of the blood. They help most people pass about 3 pints a day.

When disorder of kidney function permits poisonous matter to remain in your blood, it may cause nagging backache, rheumatic pains, leg pains, loss of pep and energy, getting up nights, swelling, puffiness under the eyes, headaches and dizziness.

Don't wait! Ask your druggist for Doan's Pills, used successfully by millions for over 40 years. They give happy relief and will help the 15 miles of kidney tubes flush out poisonous waste from your blood. Get Doan's Pills.

YOUR HOSPITAL AND DOCTOR BILLS PAID!

SICKNESS or ACCIDENT

Don't allow Hospitalization expense to ruin your life savings. Insure NOW...BEFORE IT'S TOO LATE! In case of unexpected sickness or accident you may go to any Hospital in the U. S. or Canada, under any Doctor's care. Your expenses will be paid in strict accordance with Policy provisions. Individual or entire family eligible (to age 70). No agent will call.

POLICY PAYS

Hospital Expenses for Sickness or Accident up to **$540.00**

Doctor Expense up to **$135.00**

Loss of Time from Work up to **$300.00**

Loss of Life **$1000.00**

...And other valuable benefits.

MAIL COUPON AT ONCE

NORTH AMERICAN MUTUAL INSURANCE CO.
Dept. AH2-5, Wilmington, Del.

Please send me, without obligation, details about your "3c A Day Hospitalization Insurance Plan".

Name_____

Address_____

City_____ State_____

you're doing it in larger quantities.

The Saturday night dinner menu suggests roast lamb as the pièce de résistance. If you buy a whole leg of lamb and have the butcher cut off four or five chops—which you save for Tuesday night dinner — you will still have enough of the meat left for the India curry on Sunday's menu. And another meal is settled.

But suppose you choose a beef roast for your Saturday dinner, rather than the leg of lamb. A thrifty buy is one which consists of the sixth, seventh, and eighth ribs. (You can see what you'll get for your money by studying the picture on page 31.) First of all, you have your roast for Saturday dinner. Then you get from top trimmings enough beef to grind for beef patties (swell for Sunday), and enough more for a stew, which would be equally good and which can be cooked Saturday while you're preparing your evening meal. The end trimmings and bones can be utilized for soup, to which you will add the tops and ends of vegetables.

While your roast is cooking, put some dried fruits—pears, peaches, apples, apricots, or a mixture of same—in the oven to steam and, presto-chango, your fruit compote is ready for Sunday morning, a nice change from fruit juice.

The strawberry Bavarian pie is a bang-up dessert in itself, but no better than the extra strawberries which you got at the same time, if they're served with a custard sauce instead of the usual cream. The sauce can be whipped up on Saturday and chilled in the refrigerator, and be all the better for it.

The same is true of the honey butter which is suggested as a change from the usual syrup for your waffles. Make it up during your cooking orgy on Saturday, store it in the refrigerator, and all you need do next morning is stir it again thoroughly in case any separation of ingredients has occurred. Your family will love you for the innovation and think you quite the most original woman. It's so simple to create a reputation for your cooking prowess, and the family need never be the wiser.

With the macédoine of vegetables, which, you will note, is a glamorous way to serve ready-cooked or left-over vegetables, you've reduced your Sunday cooking to almost nothing—and saved money, too.

These are just a few of the foods which lend themselves to quick and easy Sunday meals, without any sacrifice of nutrition for your family. There are countless others which will serve equally well, so that, no matter what your family's tastes, you can do right by them on Sunday and, at the same time, give the little woman a break. You may think the forty-hour week is a beautiful mirage, but you can certainly get nearer to it if you follow this easy routine for Sunday. Here's to happy resting!

SEWER GERMS

LIVE A FEW INCHES FROM WHERE YOU WASH YOUR HANDS

SHE'S WASHING UP WITH SOAP AND WATER—YET **SEWER GERMS** THRIVE A FEW INCHES AWAY.

GERMS IN SINK-DRAINS ARE THE SAME AS THOSE IN SEWERS.



MODERN PLUMBING IS NO INSURANCE THAT SINK-DRAINS ARE FREE OF **GERMS.*** (WHETHER DRAINS ARE CLOGGED OR CLEAR)

*Survey by Molnar Laboratories, New York City

TO SEND **SEWER GERMS** BACK INTO THE SEWER INSTEAD OF LETTING THEM UP INTO THE SINK —USE **DRĀNO!** (DRĀNO WON'T HARM PORCELAIN OR PIPES)

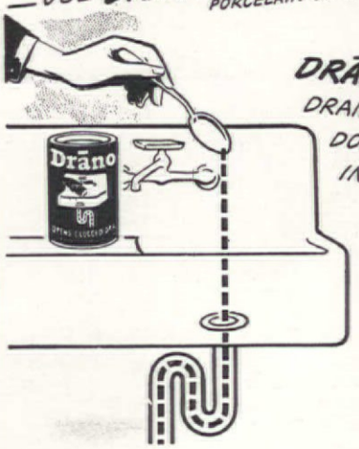

DRĀNO...USED REGULARLY IN DRAINS ONCE A WEEK OR OFTENER... DOES TWO JOBS: CLEARS OUT DIRT IN WHICH **SEWER GERMS** THRIVE AND KEEPS DRAINS OPEN, FREE-RUNNING.

NEVER OVER 25¢ AT ANY DRUG, GROCERY, OR HARDWARE STORE.

Drāno

OPENS CLOGGED DRAINS—KEEPS DRAINS CLEAN

Copr. 1912, The Drackeur Co.

The Budget Bassinet

JUSTINE L. ROBINSON

Sketches by D. and C. Porter

Bassinets complete with ruffles are as remote as all paradise to an already cut budget. But here's how to make a darling for next to nothing

YOU are properly anxious to have your small one done up in ruffles and ribbon, or anyway dotted swiss, but a look at the price tags on bassinets may have put the whole idea way back in your dimmest dreams. Right here and now I say, trot out the idea but use your own needle and thread to make it real. I made the one you see here, and with no preliminary sessions or special instructions at a sewing class.

Look at the photographs shown right, top to bottom, while I explain each really simple step. The quilted lining, which is necessary to protect the baby from bumps and drafts, and anyway is worth the trouble just to look at, begins with a newspaper or wrapping-paper pattern. You fit the paper inside one-half the basket, then snip off the surplus that shows over the edge. Make a duplicate for the other side, and then the lining at the head as a separate piece so that it can be washed without removing the entire lining. The third picture shows how to make the hood lining, which is most easily fitted on the outside of the bassinet. Tuck the lower part of this piece so that it fits the basket contours. A pearl cotton is suitable for securing the material to the basket. And at the bottom you see mama making a comforter out of an extra yard and a half of material. Incidentally, to do a large sized (30 x 15) basket and hood I used 3⅝ yards of percale and two packages of cotton batting, and narrow elastic to shirr in the top of the lining to fit. Having finished all this, I topped off my efforts by making the mattress, a firm one with a boxed covering of unbleached muslin, and bordering sheets with the bassinet fabric.

To save your budget still more, and also to promote a little originality, don't think you must use silks and satins. Dotted swiss, sprigged percale, washable chintz or fine gingham are delightful. A lively Scotch plaid or an authentic European peasant design would be

Papa does his share, painting the bassinet, while mama runs up the lining, hood, and skirt, too, just to be fancy

MOTHER
keep house clean the way Uncle Sam does

Like a good housekeeper, Uncle Sam disinfects and deodorizes as he cleans.

You ought to clean house the same thorough way. Always add LYSOL to the water when you clean floors, stair rails, woodwork, bathroom, kitchen, closets, sink and drain board.

Scrub and rinse your germ-breeding garbage pail with LYSOL solution, regularly. Soak handkerchiefs, bedding and personal laundry in LYSOL solution before washing.

LYSOL has been used for 50 years by many hospitals, clinics and public health departments all over the world.

LYSOL is economical to use because it is concentrated. The 14-ounce bottle actually gives you several times more germ-killing solution for your money than some other widely sold products.

HOW TO LIQUIDATE GERM FIFTH COLUMNISTS

1. KILL THE GERM ENEMIES THAT LURK IN YOUR WASH BASIN—ON DRAIN BOARDS, FLOORS, ETC. USE 2½ TABLESPOONFULS OF LYSOL TO 1 GALLON OF WATER.

2. ROUT THE GERMS IN YOUR BATHROOM. DISINFECT REGULARLY—TOILET SEATS, WASHBOWLS, FLOORS, TILING, AND WALLS. USE 2½ TABLESPOONFULS OF LYSOL TO 1 GALLON OF WATER.

3. WAGE RELENTLESS WAR ON GERMS IN THE SICK ROOM. DISINFECT AS YOU CLEAN EVERYTHING THE PATIENT TOUCHES...UTENSILS, WOODWORK, FURNITURE, BEDDING, TOWELS, HANDKERCHIEFS. USE 2½ TABLESPOONFULS OF LYSOL TO 1 GALLON OF WATER.

PASTE THIS COUPON ON A PENNY POSTCARD
Send for new FREE Booklet
Lehn & Fink Products Corp., Dept. A. H.-542 Bloomfield, N. J., U.S.A.
Please send me your new free booklet on how to use LYSOL for first aid, chiggers, athlete's foot, lice, etc. Good advice for men in service, sportsmen, youngsters, campers, tourists.

*Name*_____
*Street*_____
*City*_____ *State*_____

Copyright, 1942, by Lehn & Fink Products Corp.

Fostoria
MADE IN U.S.A.



Choose Colony

to surprise your friends

It takes but little imagination to give your tables a lot of glamour. Nor need it be costly to select gifts that *really* glorify the giver. Not if you choose *Colony* by Fostoria. Here you have crystal typical of America's romantic era . . . handcrafted pieces that will never grow commonplace nor fail to impress the critical. *Open stock at your dealer's.*

For illustrated leaflets of complete Colony table settings or accessory pieces, write Dept. 342 . . .

FOSTORIA

GLASS COMPANY · · · MOUNDSVILLE · WEST VIRGINIA

A Gift for that Baby

perfect if it happened to fit into the baby's heritage. The ribbon used to run through the side lattices may be sateen, blanket binding, or some other inexpensive fabric. A ruffle may be made of the bassinet fabric, or you can buy charming ruching at the dime store. If dust-catching doesn't worry you, and you want to be fancy, a shirred skirt can be tacked to the top of the bassinet.

Gifts for a baby are close to my heart, too, for any young mother on a budget would rather have practical, useful things instead of fancy dresses and suits that require endless ironing. (One little boy I know has reached the magnificent age of a year and a half with only one or two things that need ironing, and he *always* looks fresh and smart, never mussed up. Seersuckers, corduroys, and knits are the basis of his utilitarian wardrobe.)

SHOWN opposite are some welcome things you can buy. Marvelous canned baby foods make fine gifts that most certainly will be used. A big, absorbent toweling apron is something a mother needs to protect her from soapy splashing, and it is also very snappy looking. A big towel to envelop and dry the baby in is a nice addition to the package if you want to make it de luxe. The milk and liquid food warmer is a thing of ingenuity with its cunning pan that fits on top, is just the right size to heat a baby-sized portion of puréed vegetables. Blankets, bibs, and such are useful, and also in them you can indulge your love of pretty colors. Bath and clinical thermometers must be purchased if a friend doesn't "come through." A good scale is another necessity, but expensive, so a perfect gift for the family or a group of friends to give. Mothers like to look forward to the time when their small fry is older, so a play suit is a good idea, too. The one shown is for between-season mild weather, a very elegant design with reinforced knees, shoulders, and crotch openings, convertible collar, *and* "double" seams and hems all ready to be snipped and let out to fit next year. Baby oil and powder, as shown in the last photograph, are necessities a mother adores as useful gifts.

There are lots of other really useful gifts you may have forgotten. For example, little squares of absorbent material that can be run up by any willing relative or friend. They should be cut double thickness, approximately twelve inches square, with firmly sewn hems since they fray easily. Different shades of embroidery thread or crochet cotton can be used to make the effect colorful and artistic. The baby will have to have his own special drug and cosmetic department, too, but it need not be an expensive wicker basket full of costly containers. Instead, substitute a loaf pan and some half-pint mayonnaise jars, each of which you paint in pretty colors and designs. These hold such toilet articles as oil, soap, safety pins, powder, and swabs (made by wrapping sterile cotton around small wooden sticks). Waste baskets offer another opportunity for the creatively inclined, for they are useful in the nursery for anything from discarded bits of cotton batting on, or may be used as toy receptacles. You can wallpaper one to match the nursery scheme, or cover it with a fabric to which you appliqué a cut-out calico dog or cat. Toys have a very special place in the nursery world, too, of course, and if that's what you want to give there's no reason to curb yourself, provided they are sensible toys. Those for a little baby should be washable and practically non-destructible, and if they are strung together it should be with a chain, not with an elastic, which is easily broken and swallowed. A thoughtful gift for the mother who travels or commutes is a set of thermos containers to keep food warm or cold, as desired.

Generally speaking, it's wise to remember that adoring grandparents will provide more in the way of fancy dresses and such than the baby will wear much before growing out of them, or than the busy young mother will ever be able to keep freshly laundered. But if you must give something for the baby to wear, just can't get too excited about rubberized pads or whatever, here are a few tips for you. Baby sweaters are cunning to knit, and exceedingly useful to own, but be sure to use a pattern that is made seamless on a yoke that expands as the baby grows. "Soakers," rather brief knit panties, are good, too, for, worn on the outside with a matching sweater, they look like little suits. In buying gifts it is advisable to get at least a number two size because the number one size may be outgrown within a few weeks. Too, whether we are buying or making our presents we should remember that it is not at all necessary to confine ourselves to the infants' department. We can anticipate a child's needs for several years to come with play clothes (seersucker and other fabrics that needn't be ironed are preferred), knit suits, bathrobes, picture books, even carefully selected pictures for the nursery walls. Gifts for the one- and two-year-old can be invaluable in defraying the costs of rearing a family, and will never be more acceptable than in these uncertain times. So buy or do accordingly.

On the facing page: 1. Clapp's, Gerber's, Heinz' baby foods; 2. Universal's milk and liquid food warmer, Lewis & Conger, N. Y.; 3. Turknit toweling apron, towel, B. Altman, N. Y.; 4. Sheets, bibs, pillow, North Star blanket, B. Altman; 5. Taylor bath thermometer, Eisele clinical thermometer, Lewis & Conger; 6. Fairbanks baby scale, Lewis & Conger; 7. Snuggle Products; 8. Mennen's baby oil and powder, Z B T baby powder

I USED TO BE ASHAMED OF MY RED DISHPAN HANDS

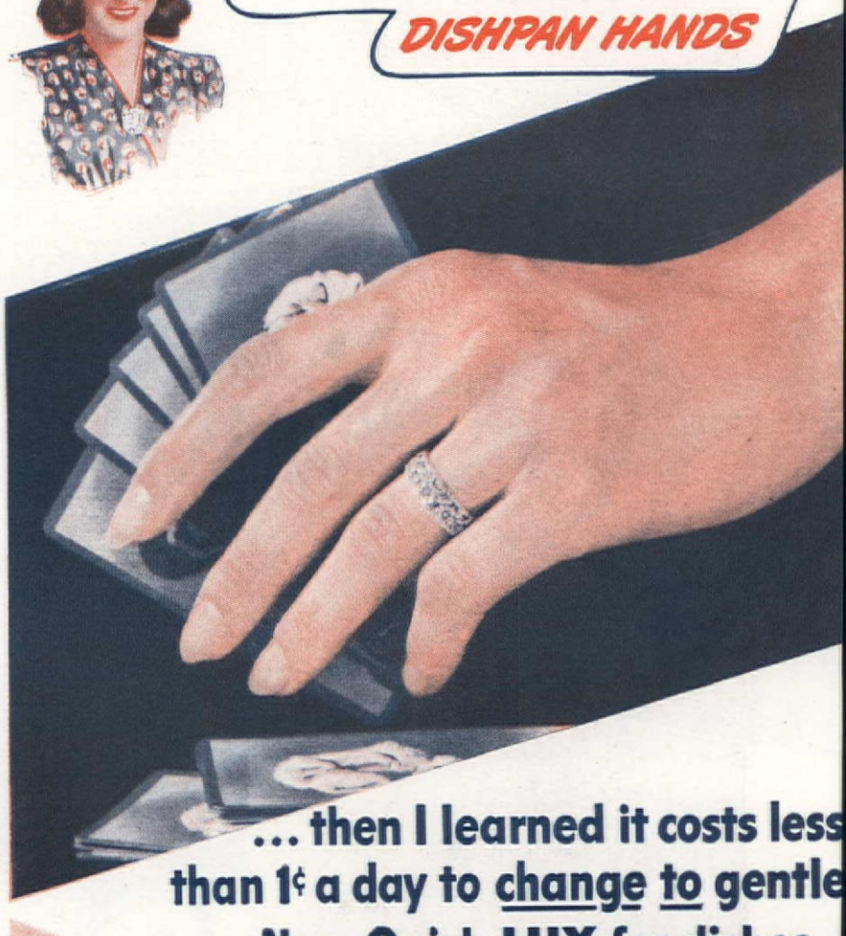

... then I learned it costs less than 1¢ a day to change to gentle New Quick LUX for dishes_

now my hands are lovely!

New Quick Lux is thrifty_ see how much one box will do!

Yes—changing from harsh soaps in the dishpan to gentle new, quick Lux *will* make red, rough hands lovely again!

Scores of tests have proved this. There's *no harmful alkali* in Lux to roughen skin. And new, quick Lux suds in a sec . . . works fast. The generous BIG box does dishes for about 45 meals. Such a *thrifty* way to get rid of dishpan hands!

LUX for dishes
leaves hands lovely

Waters & Hainlin photograph

YOU CAN HELP MEET THE URGENT NEED FOR ROOMS ★ APARTMENTS ★ HOUSES

REPAIR FOR DEFENSE

ON GUARD
THE HOME FRONT
COOPERATING FOR VICTORY

Data from Helen Bell Grady

2-family IN *California*

SCENE: the home of Mrs. E. N. Bell in Berkeley, California. Hero: Architect James H. Anderson. Happy ending: a house transformation wrought by changing the front, as these before and after pictures show. If *your* house, too, needs its face lifted, Mr. Anderson suggests: Keep it as simple as possible. If the house has good lines, leave them, for changing walls runs up the cost. Remove dormers or porches that look too heavy or are odd-shaped, as in the Bell residence. Avoid additions unless they will improve the appearance. Windows that are old-fashioned or irregular in size, like Mrs. Bell's, will be less conspicuous if the trim is painted the same shade as the house. Never accent queer-shaped windows by bright-colored trim. Shutters can block out small windows flanking large ones, as was done here. But don't use shutters promiscuously, for every house won't take them gracefully. Make your doorway as attractive as possible so your guests will feel as you do, that your remodeling job has made your house seem just like new.

Illinois-dreary, ill-planned

YOU CAN HELP MEET THE URGENT NEED FOR ROOMS ★ APARTMENTS ★ HOUSES

REPAIR FOR DEFENSE

ON GUARD THE HOME FRONT

COOPERATING FOR VICTORY

SOME of our friends thought we were a bit silly when they heard we had bought the old-fashioned house near the end of Simpson Street. But we had our reasons, and as matters have turned out they were good ones. So "silly" has turned to "sensible," and everybody's happy over our choice.

You see, this particular old house offered us more room for the money than we could have found elsewhere. Unlike some other elderly dwellings, it was within a half block of an entirely new subdivision, so we felt we wouldn't be investing in something that later on would be beyond its near-by surroundings. Besides, there were good prospects that a curved lane would be opened across the street, thereby raising the neighborhood level still more. All in all, we felt that the house had a future as well as a past, and that we could share it.

And then there was the fact that most of the people in the community were parents with small children, thus solving the problem of playmates for our own two offspring—by actual count there are about nineteen youngsters on our block. One reason for this is that Simpson Street ends temporarily right there, so we're well protected from traffic.

Finally, the 50′ x 190′ lot was full of well-established garden stock. In the backyard were three big apple trees, a nice pear (on which we've grafted seven different varieties), grapes, rhubarb, raspberries, gooseberries, lilacs, roses, peonies, delphiniums, chrysanthemums, phlox, shrubs, and so on. Few of these things come with a *new* house!

Frankly, when the house came into our possession it wasn't too handsome architecturally, for the marks of its period were strongly stamped upon it. A covered porch ran all the way across the front, automatically cutting off much of the light from the living-room windows and necessitating a direct entry from the front door into the room without benefit of even a tiny vestibule. In the gable above sat two severely plain windows, hunched together as though to repel people rather than invite them. A rather uncompromising little house, in a way, and clearly in need of warming up.

Three smart ideas for a LOW-COST HOME

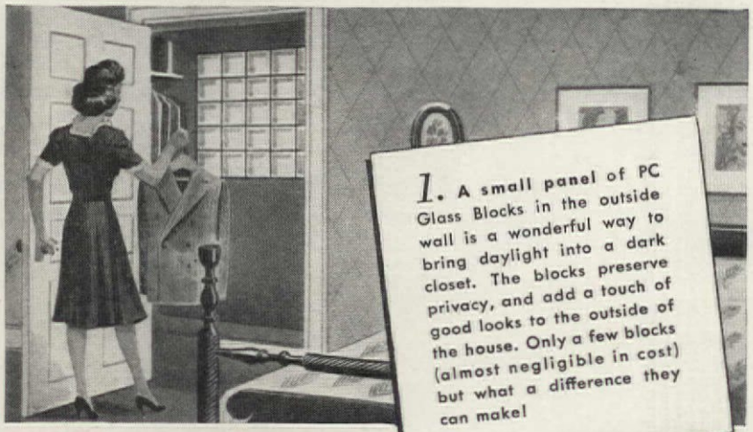

1. A small panel of PC Glass Blocks in the outside wall is a wonderful way to bring daylight into a dark closet. The blocks preserve privacy, and add a touch of good looks to the outside of the house. Only a few blocks (almost negligible in cost) but what a difference they can make!



2. Idea for your bathroom! A bright, cheerful panel of PC Glass Blocks at the foot of the tub is new, smart and really useful. It is absolutely unaffected by splashed water. Easy to clean, too . . . all you need to do is give the panel an occasional wiping with a damp cloth.

3. Here's something different . . . and worth remembering. You can add a lot of invitation and style to the opening between living and dining room by a simple edging of PC Glass Blocks like this. This trick costs but little, and will keep on pleasing you for years and years. Any mason can lay PC Glass Blocks . . . just like bricks.

THESE are just three of the many ways in which you can use PC Glass Blocks to dress up a low-cost home . . . or to remodel an *old* home inexpensively. There are many more . . . and some of the most popular are shown in our illustrated literature on PC Glass Blocks. Send the coupon today for your free copy. And remember, PC Glass Blocks, modestly used, are amazingly inexpensive. They come in 3 sizes and eight attractive patterns.

PITTSBURGH PC CORNING **GLASS BLOCKS**

Manufactured by
PITTSBURGH CORNING CORPORATION
Distributed by
PITTSBURGH PLATE GLASS COMPANY
and by W. P. Fuller & Co. on the Pacific Coast

Pittsburgh Corning Corporation
2061-2 Grant Bldg., Pittsburgh, Pa.

Please send me, without obligation, your free, descriptive literature on the use of PC Glass Blocks in the home.

Name _____

Street _____

City _____ State _____

"PITTSBURGH" stands for Quality Glass

The first major alteration job was to enclose the front porch and join this area to the living room by taking out the old front wall of the latter. This allowed us to lighten everything up with large corner windows and gave the room enough size to allow a new fireplace and chimney at the left side, opposite the stairway. Also, it enabled us to work in a vestibule and coat closet at the re-designed entrance. Originally, the living and dining rooms were separated by a full partition and door. By removing these we combined the two into one spacious room some thirty feet in over-all length, with a maximum width of twenty-two feet. As a dividing line to provide that sense of separation which most people want between their living and dining rooms, there is a low, long group of bookshelves back of the sofa which accomplishes its purpose in most acceptable manner. Flanking the cream-colored brick fireplace we have put tall bookcases

Charles H. Keller photographs

extending from floor to ceiling. Opposite, where the hallway partition had been, a spinet piano, lounge chairs, and lamp make a friendly, inviting group. For the color schemes and the rest of the furniture we chose tan striped wallpaper, white trim and bookshelves, green broadloom rug, and chintz-covered lounge chairs and sofa in the living room, and a gray paper decorated with apples and cherries, ladder-back chairs, pedestal table, and an old Sheraton buffet for the dining part.

Upstairs, the new bay has appreciably increased the size of the front bedroom, and when the chimney had been added at the side there was space for a good-sized closet beside it. Our latest improvement, too recent to be included in the floor plans, was to give the rear bedroom a similar bay, so that both these rooms are more spacious and inviting by far than they were when we first took over.

A pair of maple beds, two chests, and long, low shelves for toys along one whole wall furnish the little girls' bedroom in a way that small people thoroughly enjoy, especially when the walls are gay with a flowered rose paper. Even if we grownups weren't so enthusiastic about it ourselves,

Here's the Room

You thought you couldn't have!

PLANNED FOR UNUSED ATTIC SPACE
By
AMERICAN HOME MAGAZINE



Built With Celotex Insulating Interior Finishes
. . . *Their Cost $79.60**

MAYBE it hasn't occurred to you that your attic can be made into a very attractive bedroom. Perhaps you have misgivings about getting materials. Or maybe the thought that it might be too expensive has almost sent your plans for an extra room glimmering—for "the duration" at least.

Now comes American Home Magazine with an idea that answers all these problems: A smart-looking extra room built in unused attic space—using materials not vital to war production. And because these modern materials build, insulate and decorate at *one low cost*, it's a room you can easily afford. Even the furnishings are *remodeled* "odds and ends"—like those you will probably find stored and gathering dust in your attic right now!

The walls and ceilings are Celotex Insulating Interior Finishes. They not only give the room its cozy appearance and assure snug comfort, they also help to keep the *whole house* warmer in winter and cooler in summer. These, and other advantages are *guaranteed in writing for the life of the building.*†

Celotex Insulating Interior Finishes are available in a variety of colors and textures—readily lend themselves to any decorative effect. And besides creating attic rooms, they can be used to make inviting basement "Recreation Rooms"—or *applied right over existing finishes* they will bring new comfort and charm to a living room, dining room or bedroom—and at surprisingly low cost!

The complete American Home Magazine "Recipe" for the room shown above—including list, source and cost of all furnishings, as well as details on how old furniture was remodeled—is yours *Free* for the asking. We will also send you an interesting book giving other interior decorating suggestions. Simply mail the coupon.

*Cost of Celotex Interior Finishes used in the room shown, size 12′ 6″ x 18′. Labor, of course, is extra and will vary with job conditions and local labor costs.

CELOTEX

REG. U. S. PAT. OFF.

BUILDING MATERIALS

INSULATING SHEATHING • LATH • INTERIOR FINISHES • ASPHALT SHINGLES • SIDING • ROLL ROOFING • HARD BOARDS • ROCK WOOL BATTS, BLANKETS, GYPSUM PLASTERS AND LATH AND WALL BOARDS

†*This guarantee, when issued, applies only within Continental United States*

THE CELOTEX CORPORATION • CHICAGO

AM. H 5-42

THE CELOTEX CORPORATION, 919 N. Michigan Ave., Chicago

Please send me Free the "Recipe" for the attic room designed by American Home Magazine, and your book on Celotex Insulating Interior Finishes.

Name .....

Address .....

City ..... *State* .....

PAINT PROTECTS AMERICA

This is no idle boast of the Dutch Boy's. He can point to long and honored service in defense of American Homes.

Since the Nation was born White Lead has proved its ability to repel the foe—sun, rain, wind and snow.

For sturdy white lead doesn't crack and scale. It hugs tight and long, gives 'way stubbornly, wears *smoothly.* Thus, when it finally *is* time to repaint, you save the expense of burning and scraping off old paint.

Today Dutch Boy White Lead, formerly sold only as a *paste* is now also sold in a new form—as a ready-mixed *paint.* This new paint is pure white lead, all ready to spread! *Especially designed for two-coat work,* the new Dutch Boy Paint comes in both Exterior Primer and Outside White. Together they give sparkling whiteness and complete coverage with two coats, even on unpainted wood. Of course, white lead paint can be readily colored if desired.

Remember, for real home defense, there's no combination like good paint and a good painter. And whichever form of Dutch Boy goes on your home—the new paint or the famous paste—"you're money ahead when you paint with white lead."

NEW! Ready-Mixed

Write for Free, 36-page, Color-Illustrated Booklet!

Tells you everything you ought to know about painting—both inside and out. Address Dept. 398, care of the nearest office listed below . . .

National Lead Company — New York, Buffalo, Chicago, Cincinnati, Cleveland, St. Louis, San Francisco, Boston (National Boston-Lead Co.), Pittsburgh (National Lead & Oil Co. of Penna.), Philadelphia (John T. Lewis & Bros. Co.)

Sirs: Please send me a free copy of "Styling with Paint."

Name.....

Address.....

City..... *State*.....

• A NATIONAL LEAD COMPANY PRODUCT •

the children's rapture would be ample reward for all toil and trouble.

And finally, there's the basement, where we put in a new furnace, shifted things around, and finally had a grand 26′ x 26′ room for the children and ourselves. Friend husband and a neighbor did the work there, but everybody shares the fun. We sometimes wonder what the original builder of the old house would have said if he'd known that, in a future reincarnation, that strictly uninviting cellar would be all dressed up as a regular recreation room for each and every member of the family!

It's been a grand experience, this remodeling and brightening of the old house to fit our expanding needs. We've learned a lot and gained a lot, and we'll always be grateful to Perkins, Wheeler & Will, the architects who made it all come true. It just goes to show what can be accomplished, sometimes, by plenty of planning, some moderate alterations, and a generous use of new chintzes and wallpapers to perk up a very faded inside.

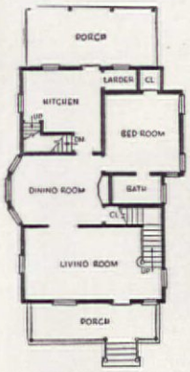

Before

ON GUARD
THE HOME FRONT
COOPERATING FOR VICTORY

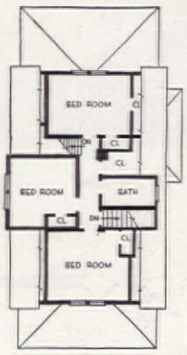

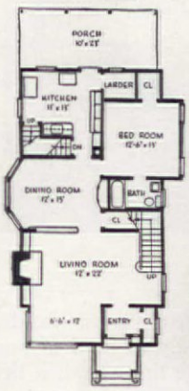

After



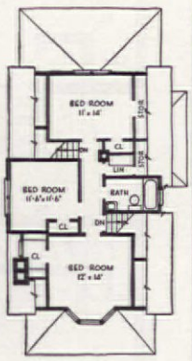

And perhaps there is another moral to the story, especially in these days when building a new house is not nearly as easy a matter as it once was. Under such circumstances the old house with faults deserves to be looked at with a more discerning eye than ever. If you view it in that spirit, and put real thought on the problem, solutions will appear that are not too expensive and still utilize only available materials. So don't be discouraged if you and your house don't exactly fit each other; the right answer may be there waiting for you and your imagination and your common sense to get to work and together create a happy outcome from what looked like a discouraging beginning!—HELEN KING MITCHELL

Lay RED CEDAR SHINGLES Right Over the Old Roof

In applying a new roof, it is wasteful and unnecessary to strip off the old shingles. Instead, leave them in place and cover them with new ones—you'll get a double roof with no less than six layers of shingles at every point. The new double-thick roof is considerably stronger than the old one and can carry heavier snow loads. Another advantage of Over-Roofing, as this process is known, is the additional insulation provided by the two roof layers . . . keeps the home cooler in summer and warmer in winter. Too, by leaving the old shingles intact, debris and litter on lawns and shrubs is avoided.

Over-Roofing is quite simple. Consult your lumber dealer for application details, or write to the Red Cedar Shingle Bureau for a free Over-Roofing blueprint.

To Make the Old Home LIVABLE, RENTABLE, SALABLE...

For remodeling and modernizing, you will find that Red Cedar Shingles offer the best solution at minimum cost. They can be applied right over the old exterior walls, regardless of their nature; they are adaptable to all styles of architecture, and they will transform the old house into a stylish, modern building.

RED CEDAR SHINGLE BUREAU
5508 White Bldg., Seattle, Wash.
Canadian Office: Metropolitan Bldg., Vancouver, B. C.

Red Cedar SHINGLES

WHAT MODERN WINDOWS CAN DO FOR A WOMAN

They Save Housework— Save Money—Help Decorate

Curtis Silentite "Insulated" Windows do what windows ought to do! They help you keep out dirt and dust—help you save money because they save fuel—help you decorate because they're architecturally correct.

Silentite Windows don't rattle, don't **stick!** There are no weights, cords or pulleys to get out of order. "Lifetime" springs make them work effortlessly. They cost far less to install than ordinary windows.



Silentite Windows are fully weather-stripped. That means even room temperatures, a more comfortable home, important fuel savings, too —year after year for the life of the house.

Whether you're building or remodeling, Silentite Windows will save you money. They fit any wall construction and come in styles for any size or price home. Silentite is a *wood* window, made of Ponderosa Pine. If you buy a house, look for Silentite. Leading builders use Silentite and Curtis Stock Woodwork to give more home for the money.

Your Curtis Dealer can *prove* you can save money with Silentite. His "Economy Calculator" will open your eyes! Write now for the free Silentite book. If you live in Canada, write W. C. Edwards Co., Ltd., 991 Somerset St., West, Ottawa, Canada.

1866 CURTIS WOODWORK

SILENTITE PRE-FIT the "Insulated" window

CURTIS COMPANIES SERVICE BUREAU
220 Curtis Bldg., Clinton, Iowa
Please send your *free* Silentite Window book showing all styles of modern windows.

Name.....

Address.....

City.....*State*.....

CURTIS WOODWORK IS SOLD BY RELIABLE DEALERS EVERYWHERE

Fewer Steps, More Sun!

An old New York kitchen that threw off all its gloominess and inconvenience and became the favorite room in the house

F. M. Demarest

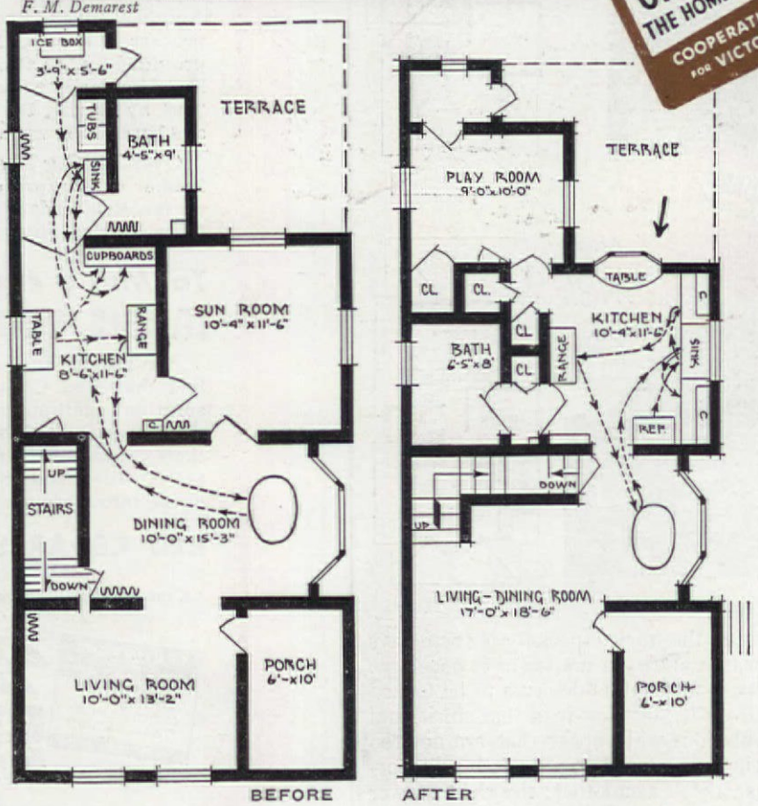

Think of the arrows and dotted lines as footsteps, and you'll see what a huge saving the new plan has brought

THE little old house was drab and badly in need of paint when we first saw it a little more than seven years ago. But it was well constructed, had good Dutch Colonial lines, and all its rooms but one faced south, so that all day long it was flooded with friendly sunshine.

We saw great possibilities for remodeling, but for a while we were discouraged about the kitchen. This was originally the one room that faced north, and it had only one window. Two of its walls were en

The Purdues' favorite window is a living picture which changes with every season. You sit there and look out at the garden between bites! Below is the charming little shaded terrace, overhung by a fine old wisteria vine, and just outside the new bay

HE'S "Comfort conditioned"

. . . like a Kimsul*-Insulated Home!

● America's pilots stay comfortable and at top efficiency even when they patrol the intensely cold sub-stratosphere. Protected from low temperatures by fur-lined flying suits, they are truly "Comfort-Conditioned".

Homes blanketed with KIMSUL* Insulation are "Comfort-Conditioned", too. They are protected from winter's cold, from summer's heat. They give more comfort, season after season.

Most important today, KIMSUL blanket saves fuel because it stops wasteful heat losses. Thus, owners of KIMSUL-insulated homes can aid the national fuel conservation program, and also enjoy more winter comfort at less cost.

One of the most effective heat-stoppers known to science, KIMSUL blanket is made of chemically-purified, asphalt-impregnated wood fibers—hence resists both moisture and time. A flexible blanket insulation, KIMSUL is remarkably easy to install. Once KIMSUL is installed, you can forget it. KIMSUL won't sag, sift or settle.

Savings on heating costs often "write off" the small cost of KIMSUL. That's why the extra comfort KIMSUL brings may be said to cost you nothing. Get all the facts about KIMSUL in new FREE booklet—"The Comfort-Conditioned Home". Mail coupon now.

Picture shows KIMSUL blanket being installed in side wall of a home. Note the neat, snug-fitting insulation job which one man can do quickly and easily with KIMSUL.

KIMSUL
REG. U.S. PAT. OFF.
INSULATION

*KIMSUL (trade-mark) means Kimberly-Clark Insulation

KIMBERLY-CLARK CORP.
Established 1872 AH-542
Building Insulation Division
Neenah, Wisconsin
Please send free illustrated booklet, "The Comfort-Conditioned Home".

Name _____
Address _____
City _____
County _____ *State* _____

You're Lucky To Have Convenience Like This

Because it assures them comfort and convenience, home owners who selected Crane plumbing and heating equipment when they built or modernized, are to be congratulated on their foresight. Today, when the conservation of critical materials is so necessary to our Victory effort, it is consoling to them to realize that their sanitary equipment is designed to give long life and satisfaction. This assurance is yours when the equipment carries the name Crane.

Nothing is more vital to the health and comfort of your family than the plumbing and heating in your home. To keep this equipment operating at peak efficiency is good sense and good business. Dripping faucets, sluggish drains, lazy radiators may be more than just a source of annoyance—they may be a symptom of serious trouble — trouble that need not occur if it is corrected today.

Because your health depends on the plumbing and heating in your home, no one except your Plumbing and Heating Contractor should be allowed to diagnose trouble and make repairs. You will find, that his years of experience are your best safeguard in preventing trouble before it has a chance to occur. Why not call him today and let him check your Plumbing and Heating?

CRANE

CRANE CO., GENERAL OFFICES: 836 S. MICHIGAN AVE., CHICAGO

PLUMBING • HEATING • PIPE • PUMPS • FITTINGS • VALVES



ON GUARD
THE HOME FRONT
COOPERATING FOR VICTORY



Opposite views of the old tubs-sink-icebox part, some of which will be included in the future playroom

tirely taken up by doors and the third was devoted to a huge old-fashioned shallow cupboard. There was room for our modern insulated gas range, but no space to install a sink—the tiny one in the laundry had to suffice for the time being. The icebox was in still another room, a little pantry more handy to the terrace than to the kitchen.

Finally, one summer day while enjoying the view of our garden from the playroom window, I idly noticed that I was wearing a track to that window and suddenly thought what a marvelous kitchen that room would make. It had the ideal southeast exposure for a kitchen, and long, unbroken wall spaces for built-in cabinets and sink.

Rapidly, then, our plans developed. Our old kitchen will eventually become the site of a modernized bathroom, and wall between the laundry and bath will be taken out to make a sunny playroom. Having decided these points, we called in Mr. Frederick R. Heidtmann, a local builder—and a good one he proved to be!

For several weeks we all worked like beavers. The new doorway went in first, then the bay window and built-in table looking out on the little brick terrace where we enjoy so many of our summer meals. The table seats three or four comfortably. It is made of five thicknesses of white pine plywood, so that it is very rigid and strong and will never warp.

A scalloped cornice was made to finish off the bay window, the dropped ceiling over the sink unit, and the hood built in around the gas range. This hood brings a Colonial touch of maple to the range side of the room and provides a handy shelf. The ceiling and walls are finished in soft greens. For the woodwork we've used a light maple stain.

Our cream-colored, green-trimmed sink, matching the color of the range, is a generous size, extra deep to eliminate splashing. After it was installed, the counter top and splash back of heavy green marbellized linoleum were cemented in place. Then the floor was sanded and the same heavy green linoleum was cemented over a layer of felt.

When our new soft green refrigerator arrived we went ahead with the accessories, using sunny yellow pottery and plenty of bright tangerine.

As you will notice in the before-and-after plans, the new kitchen was laid out to conserve steps. After a seven-year marathon of preparing meals in a three-room kitchen and serving them in a fourth room, we now have joy indeed. Nearly all our meals are eaten at our new kitchen table, and our friends love to come to tea there. They are terribly disappointed if, as sometimes happens, there are more than four of us and we must use the dining room bay, our former favorite spot!—CHARLOTTE L. PURDUE



JOHN BURROUGHS

JOHN BURROUGHS, the poet-naturalist, was born in a western Catskill farmhouse in Roxbury, N. Y. on April 3, 1837. He gave up his job as a bank examiner for the Treasury Department because his heart was not in it, and settled on the banks of the Hudson. Later he moved inland about a mile, where he built a crude cabin of rough slabs. This summer retreat, encircled by hills, was called "Slabsides," and here in shirt sleeves and carpet slippers, Burroughs did much of his writing.

The walls of this cabin were of yellow birch with the bark intact and its rustic furniture of hickory. His mother's old homespun coverlets lay upon the crude bed. Here, away from the busy world, all the creatures of the forest were the poet's friends. The chipmunk and the hermit thrush came at his call. From Burroughs we learn that most of our song birds express themselves in three calls: one of *alarm,* one of *love,* and one of *fellowship.*

With reference to growing older, Burroughs remarked, "The morning has its delights and enticements; the noon has its triumphs and satisfactions; but there are a charm and tranquillity and a spiritual uplift about the close of the day that belongs to neither." On April 3, 1921, his birthday, he was laid to rest on his boyhood farm. "It was there," he once wrote, "that I gathered much of the harvest, poor though it may be, which I have put into my writings and there, on the banks of the little stream which flows through the valley, my kindred sleep."

¶ The Home, through its agents and brokers, is America's leading insurance protector of American Homes and the Homes of American Industry.

☆ THE HOME ☆
Insurance Company
NEW YORK
FIRE • AUTOMOBILE • MARINE INSURANCE

"A cleanser doesn't have to be gritty to do a good job!"

You need to use Bon Ami on your own bathtub or sink to realize how well it combines speed with safety . . . how different from ordinary cleansers it really is.

It's soft and fine, instead of coarse and gritty! That means Bon Ami *cleans safely* . . . without scratching. You'll find, too, it has a *special polishing action* that helps keep things shiny and new-looking.

It's pure and odorless! That's why you'll *feel so safe* using Bon Ami where food is kept. It never leaves a musty, cleanser smell in your refrigerator!

It's safe for hands! No harsh caustics in Bon Ami to roughen and redden hands. In fact, its the kind of cleanser you can use for *all* your household cleaning.

"MARVELOUS FOR CLEANING WINDOWS!" You'll like the brilliant crystal-clear polish BON AMI cake gives windows... the way it leaves no dust-catching oily film on the glass!

Bon Ami

polishes as it cleans!

"hasn't scratched yet!"

IT'S been *so* easy to hop into the car and run down to the corner grocery to collect the forgotten lamb chop, or get an extra quart of milk that you thought was in the refrigerator. It's been *so* easy to pick up a telephone and reel off a grocery order for the day, and do the same thing tomorrow. Yes, our casual American way of life has been *so* easy, even to marketing, but "them days is gone" not forever, we hope, but definitely for the time being. These days of curtailed gasoline and rubber supplies, of paper and tin shortage, you'll carry your own groceries and like it. For this reason, before making the trek to the store, be sure you've remembered everything and won't have to go trotting back—but that's not the only or the intelligent thing that will reduce your shopping appearances. If you're smart, you'll sit down and figure things out pretty carefully and you can work it out so that your shopping for the week can be done in two installments. We recommend Tuesday and Friday, because by the time Tuesday comes, food from the week end will have made its last appearance in a shepherd's pie, or a molded salad or some such, and you'll be ready to start from scratch. Friday is usually the day that week-end specials are featured, and you can get the jump on the unfortunates who either have to shop on Saturday or who are shopping procrastinators.

Difficult to shop

MONDAY

Breakfast Pineapple Juice
Three-Minute Egg
Toasted Enriched Bread
Coffee Milk

Lunch
Grilled Cheese Sandwich on Rye Bread
Lettuce and Tomato Salad
Chocolate Pudding Milk

Dinner *Tomato Soup Meat Loaf
Carrots and Peas Mashed Turnips
Red Cabbage Slaw
Baked Apple with Milk
Coffee Milk

FRIDAY

Breakfast Orange Juice
Dry Cereal and Fruit with Milk
Toasted Enriched Bread
Coffee Milk

Lunch
*Cheese Soufflé Green Salad
Cracked Wheat Bread Butter
Cookies Milk

Dinner Broiled Trout or Fish in Season
Creamed Potatoes Buttered Lima Beans
Broiled Tomatoes
*Lemon Sponge Pudding
Coffee Milk

To make this system work most effectively, though, you can't just sit and hope that the brownies will come one night and leave the week's meals all planned when they depart. Nor is the heart of a busy grocery or fruit store the best place in the world to concentrate on your family's food problem. You've got to get the old gray matter to thinking in terms of three meals a day, seven days a week, and make long-range plans accordingly. Russia's Five Year Plan will have nothing on you, when you get "in the groove." Sit down quietly and figure out meals that will dovetail in one way or another. The left-over vegetables from Tuesday's dinner may become the molded salad that graces Thursday's luncheon table. What was a solid on Wednesday may turn up as liquid on Friday in the form of soup. Then you figure out your shopping needs for this set-up, divide it into two store trips, get on your walking shoes or bicycle and go to market.

You'll find that planning this way will make life not only simpler for the grocer, but for you, as well, for it entails a dual preparation of foods to save time and cooking gas or electricity. Oven meals will be extremely



but twice a week?

ON GUARD
THE HOME FRONT
COOPERATING
FOR VICTORY

* Recipe from American Home Basic File

TUESDAY

Breakfast Orange Juice
*Fruited Cereal and Milk
Toasted Enriched Bread Coffee
Milk for Children

Lunch
Peanut Butter and Bacon Sandwiches
(enriched bread)
*Mixed Vegetable Salad
*Baked Custard Milk

Dinner Liver Loaf
*Golden Flaked Potatoes
*Beets with Mustard Sauce Green Salad
*Old-Fashioned Strawberry Shortcake
Coffee Milk

WEDNESDAY

Breakfast Canned Grapefruit Juice
*Scrambled Eggs
Toasted Whole Wheat Bread
and Butter
Coffee Milk

Lunch Left-over Vegetable Ring
with Cheese Sauce
Fruit Salad
Thin Ginger Cookies Milk

Dinner Beef Pot Roast with Potatoes,
Carrots, Onions
Cole Slaw Whole Wheat Bread Butter
Fruit Whip Cookies
Coffee Milk

THURSDAY

Breakfast Tomato Juice
*Poached Egg on Whole Wheat Toast
Coffee Milk

Lunch
Creamed Salmon on Spinach Mounds
Whole Wheat Bread Butter
Molded Fruit Gelatine Dessert Milk

Dinner *Chili con Carne con Frijoles
(using left-over pot roast)
Buttered Noodles Dandelion Greens
Apple and Celery Salad
Ice Cream
Coffee Milk

SATURDAY

Breakfast Sauerkraut and Tomato Juice
Fried Eggs
Cracked Wheat Toast
Coffee Milk

Lunch *Asparagus en Casserole
Fruit Salad Milk

Dinner
Roast Loin of Pork with Dressing
Buttered Kale Baked Sweet Potatoes
Pineapple and Cottage Cheese Salad
Deep Dish Apple Pie
Coffee Milk

SUNDAY

Late Breakfast
* Honey-Baked Grapefruit
French Toast Sausages
Coffee and Milk

Dinner (late in afternoon)
Pork Cottage Pie
(using left-over roast)
Casserole of Vegetables
Raw Carrot Sticks
Compote of Fruit (dried)
Oatmeal Cookies
Coffee Milk

Late Snack Sandwiches Fruit
Milk

ON TUESDAY BUY

Fruits
1½ qts. strawberries

Vegetables
2 baking potatoes
1 bu. beets
2 heads lettuce
Endive
1 bu. celery
1 bu. parsley
1 bu. carrots
1 head cabbage
1½ lbs. spinach or
#2½ can
½ lb. chili beans

Meats
½ lb. bacon
1 lb. beef liver
3-4 lbs. beef chuck for
pot roast
1 can salmon (16 oz.)

Staples
1 jar peanut butter
Enriched white bread
Whole wheat bread
1 pkg. noodles (6 oz.)
1 pkg. flavored or
unflavored gelatine
Others as needed
Thursday night Dad
brings home ice cream
Milk and cream are
ordered from milk ma

ON FRIDAY BUY →



ARM & HAMMER OR COW BRAND BAKING SODA

Our Baking Soda is an excellent tooth powder for youngsters. They can use it freely because it costs so little. It is an effective tooth cleanser, one that is acceptable to the Council on Dental Therapeutics of the American Dental Association.

Teach children the value of brushing their teeth regularly with Baking Soda and they'll acquire a life-long habit—good for them from the standpoint of both oral hygiene and thrift. For Arm & Hammer Baking Soda and Cow Brand Baking Soda cost but a few cents for a package that will give many weeks of brushing.

CHURCH & DWIGHT CO., Inc.
10 Cedar Street, New York

Please send me FREE BOOK, describing uses of Baking Soda, also a set of Colored Bird Cards.
(PLEASE PRINT NAME AND ADDRESS)

W-30

NAME

STREET ADDRESS

CITY OR TOWN

STATE

ON FRIDAY BUY

Juices
2 cans (#2) tomato juice
1 can (#2) grapefruit juice
1 can (#2) pineapple juice
1 small can sauerkraut juice

Fruits
1½ dozen oranges
2 grapefruit
3 lemons
15 apples
5 bananas
1 can (#2) pineapple slices
1 pkg. dried mixed fruits
1 can (#2½) peaches

Vegetables
2 heads lettuce
Watercress
Romaine
Chicory
4-5 tomatoes
Potatoes
1 lb. shelled lima beans
2 lbs. asparagus
1 bu. turnips
Kale
1 small head red cabbage
4 medium sweet potatoes (for baking)
2 bu. carrots
1 can peas
Onions

Dairy products
2 lbs. cheddar type cheese
3 doz. eggs
1 jar (15 oz.) cottage cheese
Butter

Meats
Fish, in season
1 lb. sausages
2 lbs. ground round steak
5-6 lbs. roast loin of pork

Staples
1 jar honey
Cracked wheat bread
Enriched white bread
Rye bread
1 pkg. corn flakes
1 can tomato soup
1 pkg. cocoa or ½ lb. chocolate
1 pkg. quick oatmeal
Coffee
Mayonnaise
Sugar, flour, shortening, etc., as needed

Marketing lists given are intended for a family of 4

popular, and, if you have planned well, you can also cook tomorrow's dessert in the same oven with today's roast. There can be times when the whole day's cooking or baking can be done at one heating. That frees you for doing other things the rest of the day, with maybe a little reheating of food all that's called for, come dinner time.

After you've worked out your shopping list, the bulk of it may discourage you. Nothing short of Powerful Katrinka could get all that home safely on foot, you say? If your family is a big one, and your marketing big accordingly, use the family car for those two jaunts, but don't take any side trips to the beach on the way. If you are of the biking school, you can get an awful lot in your little basket on the handle bars, and there can be storage room behind, too. Or if you have offspring who are in the allowance stage, hauling groceries for you will take care of that responsibility. They could pick up a pretty penny, too, by doing likewise for the neighbors. Almost everybody involved in this program that has been thrust upon us is going to profit by it even though it does seem a hardship at first to have to forego the conveniences of other-day marketing.

After you've brought your purchases home, one way or another, the next important thing to do *immediately* is to put them away properly. It may take a half hour, but what you save in the adequate care of food will make it time well spent. Remember, fresh fruits and vegetables, which we'll be using more and more as canned goods are used more and more for shipping, need proper handling to keep them in as nutritious a state as possible. You can't expect them to sit around in a warm kitchen while you go out for bridge, and still be all that you want them to be. Nothing perishable will spoil for at least three days, if it is given proper attention. So, in these saving days, consider the perishables, and be wise.

Now that we've theorized about this marketing problem under the new regime, we'll give you our idea of how to set up a seven-day plan. We've taken a mythical family of four as our marketers and consumers. You will notice in the following menus that we've tried to keep them flexible so that changes can be made if the need should arise, without causing a feast or a famine in an unexpected part of the week. Each meal follows a nutrition pattern, which is another important thing to remember when you do your homework. You will see, too, that we have practiced what we preached about making enough of Wednesday's fruit salad to act as Thursday's molded dessert. This we made from the canned fruit. It all saves time and energy as well as money.

We've woven delicious left-overs into our plan, too. Every possible bit of food must be saved and put to some use. Wonderful soups and sauces can come from a can of miscellaneous vegetable juices that you've saved in the icebox. You'll notice, too, that we've staged a revival of the good old-fashioned dandelion greens that grow in your own front yard, if you're fortunate enough to have a front yard.

We've listed the marketing that evolves itself from this seven days' planning. It's fairly obvious that getting this home is going to take a bit of doing, and in such a case, it seems quite legitimate to get out the family buggy and collect it. When the time comes when that trusty vehicle will make no more appearances under *any* circumstances for the duration, there's always the hand-drawn cart to accommodate such mass moving. This is where Junior will shine, and there will probably come a time when you, yourself, will go walking along,



This cotton sheet—washed, Linit-starched, ironed 87 times—shows no evidence of fabric wear, *even under the microscope.* It looks new, has linen-like finish. (Tests by United States Testing Co., Inc. Test No. 24747, Feb. 6, 1942.)

Everyday Sheet Washed 87 Times; No Sign of Wear

Rigid Laboratory Tests Reveal Linit-Starched Cotton Wears And Wears; Looks Like New

It's a wise homemaker who gives her sheets a light LINIT-starching. LINIT keeps sheets (in fact, everything washable) fresh and clean looking longer. It gives supple, smooth finish. It makes *cotton* sheets feel and look like linen. LINIT helps fine fabrics resist laundering wear.

Free! The helpful "LINIT LAUNDRY CHART". Write Corn Products Sales Company, 17 Battery Place, New York, N. Y., Dept. LA-5.

ALL GROCERS SELL LINIT

PENETRATES THE FABRIC
PROTECTS THE FIBRES

trundling your purchases behind you, thinking nothing of it. But if you work the way we've recommended, you'll only have to trundle twice a week, and when the world finally settles down again to whatever normalcy is to be, you'll find yourself a much better housekeeper, not in spite of, but because of it. And as you cease to be just a voice on the other end of the phone, giving a grocery order to be delivered, and become a thoughtful shopper in the stores themselves, you'll get a different slant on things. You will not be a casual shopper any longer, you'll be

YOU—*the consumer*

Announcements come from Washington about rationing. Not much escapes. Sugar is on the list, tin for canned foods, tires, gasoline. Translated into available food and supplies, what does it all mean to You, the Consumer? First of all, it means *you shall not hoard!* Not only is buying more food than is needed by your family rank wastefulness, it is about as unpatriotic a thing as you can do. By so doing, you cease to be You, the Consumer, and become You, the Hoarder—not a very pretty thought in the mind of your neighbors- -and someone in need is going hungry because of your greediness! Buy only for a few days at a time.

Six months from now, the shelves of grocery stores will look about the same, with abundant supplies of food in cans and packages, but there will be some noticeable changes. For one thing, there won't be the variety in sizes of cans. You'll be buying fruits and vegetables in larger cans.

The government order is that, for the duration, only such food as is perishable, and cannot be used in any other form, will be put up in tin. This means, for instance, that navy beans will still be available in packages, but not in cans, according to present W.P.B. orders. Because we are the pantry for twenty-six countries besides our own armed forces, food manufacturers will be as busy as ever, You, the Consumer on the home front, will be sharing and using foods in your home states which can't be transported easily. You'll be using more fresh fruits and vegetables, and more fresh meat. . . . The rationing of tin isn't necessarily going to affect the availability of merchandise. You'll just get it in new types of containers, when you go to your corner drug store or shop.

The job of guarding the home front is yours, the Consumer's, not by guns, but by intelligent buying and living and by honest cooperation.

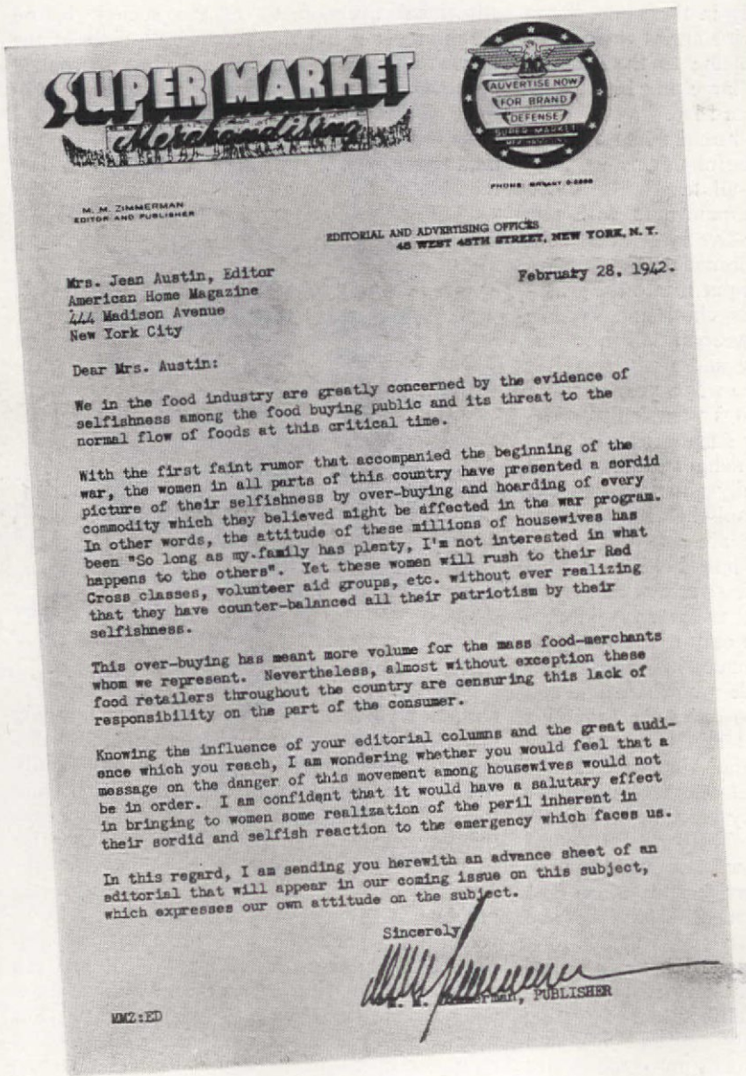

SUPER MARKET Merchandising

ADVERTISE NOW FOR BRAND DEFENSE

M. M. ZIMMERMAN
EDITOR AND PUBLISHER

EDITORIAL AND ADVERTISING OFFICES
45 WEST 45TH STREET, NEW YORK, N. Y.

Mrs. Jean Austin, Editor
American Home Magazine
444 Madison Avenue
New York City

February 28, 1942.

Dear Mrs. Austin:

We in the food industry are greatly concerned by the evidence of selfishness among the food buying public and its threat to the normal flow of foods at this critical time.

With the first faint rumor that accompanied the beginning of the war, the women in all parts of this country have presented a sordid picture of their selfishness by over-buying and hoarding of every commodity which they believed might be affected in the war program. In other words, the attitude of these millions of housewives has been "So long as my family has plenty, I'm not interested in what happens to the others". Yet these women will rush to their Red Cross classes, volunteer aid groups, etc. without ever realizing that they have counter-balanced all their patriotism by their selfishness.

This over-buying has meant more volume for the mass food-merchants whom we represent. Nevertheless, almost without exception these food retailers throughout the country are censuring this lack of responsibility on the part of the consumer.

Knowing the influence of your editorial columns and the great audience which you reach, I am wondering whether you would feel that a message on the danger of this movement among housewives would not be in order. I am confident that it would have a salutary effect in bringing to women some realization of the peril inherent in their sordid and selfish reaction to the emergency which faces us.

In this regard, I am sending you herewith an advance sheet of an editorial that will appear in our coming issue on this subject, which expresses our own attitude on the subject.

Sincerely,

M. M. Zimmerman, PUBLISHER

MMZ:ED

Save time, save steps . . . keep a roll of ScotTowels in the cleaning kit



Pick up floor sweepings with a moist ScotTowel . . . it gets all the dust and dirt

GREET SPRING CLEANING this year with plenty of ScotTowels on hand . . . and see how much faster and easier your work is done!

Clean windows, mirrors and picture glass with ScotTowels. You save time . . . and there's nothing to wash out afterwards.

Use ScotTowels to polish glassware . . . catch paint drippings when re-doing the kitchen chairs . . . clean the stove top and refrigerator . . . mop up spills.

To save washing and ironing, put ScotTowel holders in both kitchen and bathroom. 150 absorbent ScotTowels to a roll. Holders in white, ivory, green or red. At grocery, drug and department stores.

Trademark "ScotTowels" Reg. U.S. Pat. Off.
"Tear-Easy" Trademark Reg. App. For

ScotTowels in the Bathroom save laundering



Life AS IT IS LIVED

MARIAN COOK LANG

Sketches by D. and C. Porter

I HAVE just read, with a sense of profound humiliation, an article by an efficient wife and mother, one of those bright gals whose housekeeping arrangements run like an assembly line. I feel, as I always feel at such times, like a lineal descendant of the Jukes and Kallikaks. Try as I may, I can never seem to realize in my household the bright ideal of efficiency toward which I have striven for so many years. I doubt that the harrowing annals of my vain struggles can be an inspiration to anyone. They may, however, serve to console others as unfortunate. And, too, there may be somewhere a genius with a Bright Idea for the solution of my problem, though I doubt it.

Do you have three boys in your home? Does your living room (which you wanted to look like an illustration in a slick paper magazine) look like something out of a dream by Salvador Dali? Did your agile progeny ever (before you caught them at it) spend hours leaping from the piano in one corner to the sofa in the other, giving that article of furniture the look of an eight-humped camel or a blimp with adhesions?

Do you walk warily lest you tread upon a turtle promenading at will through your hall? Do you find wilted angle worms in your china closet and fish-hooks in the beds? On cleaning days do you retrieve the skin of a pilfered banana from behind a radiator and mossy fragments of a sandwich "saved" in the bookshelves behind Carlyle's "French Revolution"?

Not for me and mine the quiet charm of a well-regulated ménage. Just how I came to have bedlam within four walls I shall never know. I started with such good intentions, too. Before my oldest boy, now 13, was born, I devoured ponderous tomes on the approved methods of bringing up a family. I even read a whole set of books on infant psychology. Had I been astute I might have seen how things were going to go very early in the game. When my baby had reached the ripe age of three days, his proud father came trotting to the hospital with a present for him—a large and beautifully illustrated copy of "Westward Ho." When Andy was a few weeks old, papa brought him a rattle. It was a fearful and wonderful thing measuring nearly ten inches in over-all length. It had a wooden handle and was ornamented with two celluloid hoops which bore five large, loud bells which might well have adorned the arch of a Russian droshky. He would put it into the grasping fingers of my helpless child and become amazed when the grim weapon fell into the baby's face. I put it away and Andy was just able to lift it by the time he was a year old.

Well, that's the way things went, only worse. I didn't spoil my baby by singing him to sleep with lullabyes, but Father delighted himself and child by jouncing him wildly about to the tune of a bowdlerized "Mademoiselle from Armentieres," a safe, if insane, lullabye.

The mechanics of my household proceeded with comparative smoothness for a while. I had a beautiful schedule tacked up over my kitchen sink and I followed it with only minor readjustments. When Stephen made his appearance twenty months later I made a new schedule and learned to cover the ground a little faster. Another twenty months and Alan came along. There just wasn't a place for him in my schedule so I got a part-time helper. For some years now, however, I have fought my battles alone and single-handed. What the end will be only time will tell.

The article I have just read was chiefly devoted to the nice way the author had of getting her family up and fed and started forth into the world each morning. She should drop in on us at breakfast time. It would give her pause. Every member of my family has a constitutional aversion to human society before breakfast. It is inherited from both sides of the family. I have made a valiant effort to control my own unfortunate tendency, but it is still there, lurking, ready to rear its ugly head if I come down to find someone has given all the top milk to the cats, or spilled the sugar bowl all over the pantry floor. Father is seldom seen at a

normal breakfast time. Working on a morning newspaper sees to that, and it is a merciful dispensation of Providence. The rest of my family is all I can cope with in the early hours. Once fortified with toast, cereal, fruit, and other items, they are aware of the social amenities, but prior to that my dining room is a tableau set for guerrilla warfare. I tried to solve this particular problem by giving each child some little duty to perform in connection with breakfast preparation. That didn't work, either. We all just ran about, bumping into each other, spilling things, and working ourselves into towering rages. For a brief period my youngest had a passion for rising early to make my coffee. The feeling behind this act of devotion was admirable and I

How to Get Started

ON A LIFE INSURANCE PROGRAM SUITED TO YOUR PARTICULAR NEEDS

TO HELP YOU PLAN your life insurance most effectively and to make it do all the things it can and should do, we are outlining a simple 5-step procedure for you to follow. **STEP 1:** Choose an agent whom you feel you can talk with frankly, a man whose knowledge and judgment you trust.

STEP 2: DETERMINE YOUR FAMILY'S needs. Do you need life insurance for burial expenses only? Should you provide funds for future support of your family? Have you a mortgage or debt to be covered? Should other family members be insured? Have you other important needs?

STEP 3: DECIDE HOW MUCH OF YOUR income to use for life insurance. How much is your present income? What are your future prospects? How much do other men in similar circumstances lay aside for life insurance? Your agent can help you consider all sides of this question.

STEP 4: SELECT THE KIND OF POLICY that best fits your life insurance needs, considering the premium money you have available. As you know, there are many different kinds of life insurance policies—and each is designed to fit the specific needs of men in different circumstances.

STEP 5: CHOOSE THE BEST WAY possible to leave your life insurance money to your beneficiary. Should it all be paid in one lump sum at death? As an income for a limited number of years? Or as a lifetime income? Most life insurance policies of $1,000 or more give you these three choices.

REVIEW YOUR LIFE INSURANCE program periodically with your agent. Your family may increase in size, your income may change, or your responsibilities may decrease as your children become independent. Any such change may make a revision in your life insurance program advisable.

The PRUDENTIAL
INSURANCE COMPANY OF AMERICA
HOME OFFICE: NEWARK, NEW JERSEY

ARE WE HELPING YOU? This is another in our series of advertisements—"What Every Man Should Know About Life Insurance." This series is intended to give you the kind of *practical* information on life insurance that will be of real benefit to you and your family.

We hope these advertisements will help you understand life insurance better and give you a deeper appreciation of your agent's services. Any comments you care to make will be welcomed.



AT SEA...AT HOME

Seth Thomas keeps America on time

There's only one kind of time for our armed forces—at sea or on land—*exact time*. That's why accurate Seth Thomas clocks serve Uncle Sam so well today. The same precision, in many electric and key-wound models, is available for your home. If you must keep on time these hectic days... or if you want to add new beauty and charm to your home, choose a Seth Thomas.

Self-starting electric and 8-day key-wound models by Seth Thomas are priced from $4.95 to $250, subject to change. Federal tax additional. Seth Thomas Clocks, Thomaston, Conn. A division of General Time Instruments Corporation.

THE SHARON typifies the charm of Early American furnishings. In red mahogany finish on birch.

Self-starting electric or 8-day key-wound. Strikes hours and half-hours. Height 14½ inches. Price $25. Federal tax additional.

SETH THOMAS CLOCKS

CHOICE OF SELF-STARTING ELECTRIC OR KEY-WOUND

the Glass that "made the movies"

Duncan's Sandwich pattern

You may have seen this glass in Universal pictures, in RKO pictures, in big-time films from other studios. You'd see it in the homes of movie stars. If you'd been alive then, you'd have seen glass like this on old Cape Cod.

If you would like glass with a pattern so authentic that you find it in antique collections and so modern you find it in movie stars' homes, see the Duncan Sandwich pattern in your stores. You'll be surprised at how reasonable the prices are. Write for the folders on this pattern and on the Old Sandwich Glass.

THE DUNCAN AND MILLER GLASS COMPANY

On the Old National Turnpike at Washington in Pennsylvania

Please send me free folders on Duncan Sandwich and history of the Old Sandwich Glass.

Your Name.....

Your Address.....

AH-542

was duly appreciative. Sometimes however—well, there was one morning, for example, when my coffee was somewhat thick and of an unmistakably alien savor. I found later that the pot holder had fallen into the coffee. My little helper just squeezed it out into the brew and served it with matchless sang-froid. What he had done with the holder before it fell in I shall never know. It looked as though he had wiped up the floor with it. That phase of Helping Mother ended after the morning he poured hot water all over his stomach.

Other meals go more peacefully, but there are times when the best of them resembles train time in Grand Central. Bread and milk for late comers keep them in line for a while, but frequent relapses occur. When I do get them all assembled and served I have no assurance that Louie or Eddie or Johnny won't yodel beneath the windows and one or all will leap, swallowing frantically, to bawl that "we-are-just-eating-and-wait-a-second-I'll-be-right-out." Oh, for the stomach of youth!

Then there are cats to deal with. As soon as chairs are drawn up, the livestock assembles, leaps into place behind a willing member of the family, and waits. Our old cat, Cracker, will occupy anyone's chair—except mine. Marco Polo is Alan's and sits with no one else. He has a special technique, too—stands reared on his hind legs with his chin resting on the boy's shoulder, hungry eyes following every bite from plate to mouth. I rise in wrath occasionally and throw them all out—the cats, not husband or boys. But even Father thinks I am being just a little radical in my notions on such occasions.

Bed time, too, is another major crisis. Some time in the Bright Hereafter I am going to hunt and find Mr. Henry W. Longfellow. When I find him I shall make him eat a large and well-bound copy of "The Children's Hour." That "pause in the day's occupation" just doesn't happen at our house. It is remarkably like a mob scene in one of Cecil B. DeMille's most dramatic efforts. That moment "between the dark and the daylight" is Father's favorite time to take on all comers in a wrestling match—and no holds barred. I know as well as anyone that this is no way to get children to bed but I am helpless. When I do get them safely tucked away my parting caresses have in them little of benediction and much of fervent prayer that the little darlings won't come sliding down the banisters to start all over again.

Then there is the matter of order and general tidiness. These model families always seem to have a place for all the appurtenances of daily life. Not my gang. The best way to find anything around here is to look where it couldn't possibly be—and there it is. Tools, for instance. With a large garage and a roomy basement, where would you expect to find my menfolk keeping

Insist

On A Genuine SILEX Glass Coffee Maker!

Don't be fooled! When you buy a glass coffee maker, be sure you get a Genuine Silex! Only Silex has the patented spring tension filter... locks out bitter grounds... brews delicious, clear coffee! Can be used on any type range. Priced from $2.45. Pyrex-brand glass.

YOU SAVE SUGAR when you use a Genuine Silex! Full-flavored, rich brew requires less sugar to sweeten!

Test it! *Taste it!*

The LIGHT TEST—Proof of Good Coffee

Genuine SILEX

The Silex Company, Hartford, Conn. Creators of the Glass Coffee Maker Industry

HERE'S THE SILEX SECRET

CLOTH FILTER checks grounds, coffee is clear, sediment-free.

SPRING TENSION holds filter tight, locks out bitter particles.

SAFETY CATCH. Filter can't fall out or break bowl.

COPYRIGHT 1942, THE SILEX CO.

Imperial Tables

Experienced decorators have said many times that for a few dollars you can do more for your home with tables than with any other furniture. Because of their rich beauty, fine Grand Rapids craftsmanship, and the large variety of selection, this is particularly true of Imperial Tables.

IMPERIAL FURNITURE CO.
Grand Rapids, Michigan

Hawthorne End Table — $18.75*
An Imperial Masters Table

*Slightly higher at distant points.

Send for "Tables for Real Living" — a new, profusely illustrated booklet — jam-packed with ideas — sent for ten cents (coin). Please address Department A5.

Name_____

Address_____

City_____ State_____ A5.

There's Long Life Ahead of
DOUBLE LIFE CURTAINS

When other curtains are throwing up their hands in despair and letting their frayed ends hang in dejection, life is just beginning for Double Life Curtains. The reason is easy to understand. Double Life Curtains have a patented construction feature, which permits end-for-end reversing after every easy Ivory laundering. Since most of the wear on curtains comes in the lower half, this feature keeps them fresh and dainty twice as long — and that's important in these days of conservation! Available with ruffles on three or four sides, and in various smart styles and charming fabrics, Double Life Curtains are sold by leading curtain shops and department stores. There are sizes for every window.

FREE... Send for interesting descriptive folder and material swatch. Fairclough & Gold, Dept. A, Boston, Mass.

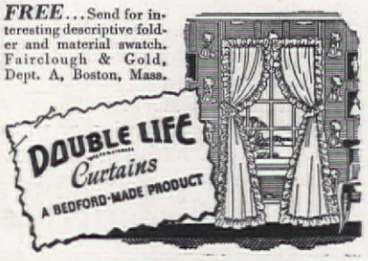

OLD FADED AWNINGS
look smart—last longer

Mr. Home Owner, here's the product you have been looking for! A new paint developed expressly for awnings. Easy to apply. Dries quickly. Covers well. Protects the fabric, adding greatly to its durability. Setfast Awning Paint positively will not stiffen the canvas or crack. Ideal, as well, for Beach Umbrellas, Tents, Truck Covers, and all kinds of outdoor canvas. ☆ Seven attractive colors — also black and white. For Dealer's name and Folder with actual Setfast-painted samples, mail coupon.

DOES NOT STIFFEN AWNING • WILL NOT CRACK • SUN RESISTANT • WATER REPELLENT • RETARDS ROT AND MILDEW • EASY TO APPLY

Setfast AWNING PAINT

ARIDYE CORP., Dept. D-52, Fair Lawn, N. J.
☐ Send Swatch Folder with Setfast Samples.
Name.....
Address.....
My Dealer's Name.....

their tools? Not in my pantry cupboard, of course—but they do. I used to think I could keep my pots and pans in the lower section but I got tired of reaching for a roaster and having a hatchet shoot out at my ankles, while I rasped my knuckles on a ripsaw. I just moved my pans and now everything is lovely, except that the hammer is usually under someone's bed.

We have a sunroom with a beautiful southern exposure. I had plans for that, but I surrendered it to the Head of the House. It is, ostensibly, a room in which to read and write. Bookshelves groan under an accumulated weight of magazines and book reviews. There is an occasional avalanche but no one minds. The younger members of the family move in periodically and add bows and arrows, fish poles, model airplanes, sea shells, and old bones to the conglomeration. The place at this moment looks like one of the kitchen-middens of an earlier civilization. The room now is doing duty as a carpenter's workshop. Papa took a sudden notion that a pair of walnut bedside tables and the leaf of an old gateleg table would make a good desk.

A few weeks ago a rather decrepit vanity bench retired into the chaotic jumble of this erstwhile sunroom. After a protracted period of sawing, pounding, and painting, it emerged as a glass-top coffee table. That is a typical incident. Andy says most people make kindling out of old furniture, but we make furniture out of kindling.

I could go on at length about the vagaries of the inhabitants of my private madhouse. There was the day shortly after the landlord had painted the exterior. All was peace and quiet as I sat reading near a window. I noticed, after a time, that passersby were stopping to stare in delighted surprise at the front of the house. I finally went out to have a look. Stephen had climbed out on the steep-sloped roof of the porch and chalked in gargantuan print upon the newly-stained shingles the nothing less than alluring invitation:

EAT AT JOE'S

I could tell of the gradual transition that has made my back yard the clamorous rendezvous of all the pigeon fanciers for miles around. It started with one lost and bewildered pigeon that strayed down our chimney on a rainy night. That bird and a small orange-crate coop were the germs of a thriving business. The coop now threatens to rival the Empire State building for size, and the space around it looks like the race track at a country fair. Through barter, purchase, and other devious methods the flock now numbers twenty-odd—and the pending arrival of a few eggs.

We have had pets in our time—mother cats with prolific tendencies



Livable OLD COLONY

OLD COLONY is simple, livable furniture which gives your decorative schemes a real "hominess". The wide variety of charming designs helps you to create a home that is lovely to see and to enjoy.

• *Send a dime* to Dept. A-5, Heywood-Wakefield, Gardner, Mass. for this book on Old Colony Furniture.

HEYWOOD-WAKEFIELD
GARDNER, MASSACHUSETTS
FINE FURNITURE SINCE 1826

Wood Venetians are War Veterans. In Britain, they have helped protect lives and property from shattering glass.

"Darling, I've found it—just the house I want. Beautiful new Wood Venetian blinds in every room. They've just redecorated and really, with these lovely Venetians, the house looks like new. Leave whatever you're doing and come out right now—I just must have this house." Are you renting or buying? Demand Wood Venetians. Want a new home? Redecorate your present home with Wood Venetians, and see how new your home feels. Users say no other home investment brings as much newness and comfort throughout as Wood Venetians. And remember, only wood blends with wood, so for harmony insist on Wood Venetian blinds.

Wood Venetians

For free brochure, write Wood-for-Venetians Assn., 939 Russ Bldg., San Francisco, Calif.

and determinations to raise their families in bureau drawers and linen closets. There was once a dog, too, in whom the sense of discipline was non-existent. I spent most of my time for several months sprinting through neighbors' back yards on washdays in a desperate attempt to save from his jaws as many sheets and tablecloths as possible. Even my broadminded family admitted his incorrigibility and he was turned over to the tender mercies of the A.S.P.C.A.

Brotherly love and the sweet spirit of mutual helpfulness, too, are ideals toward which I strive with only minor success. Alan, the youngest, naive and unsophisticated, though not guileless, is a martyr to the satanic tendencies of his older brothers. The afflictions to which he has been subjected would make Job cringe. His sufferings are largely mental, and are due to the fact that he will believe anything. It would be impossible to chronicle all the hoaxes that have been perpetrated on his credulity. One episode should suffice. That was the night I nearly electrocuted myself. (This will doubtless convince everyone that I'm not very bright myself.) In a hurry to rush out on a last-minute errand, I turned on a kitchen faucet before I loosed my grasp on a brass light pull. (It has a good long string on it now!) I froze to chain and faucet and had a feeling that it was a shame I had to die in such a moment of utter imbecility. What broke the chain I never knew, but break it I did before I vibrated into eternity. Somewhat shaken, I told the two oldest boys what had occurred. Then I pulled my hat down over my ears and dashed out on my delayed errand. When I returned, poor Alan was sitting on the sofa, pale and wide-eyed in horror. His unscrupulous brothers had given him a gruesome account of the event. Their version of the story was that my hair had curled up all over my head and that my eyes had lighted up like automobile headlamps—with sparks shooting out wildly in all directions!

Well, that is the sort of family I have to live with and such is the life we lead. Perhaps somewhere there is a clear-eyed devotee of Things As They Should Be who will spring forward with a panacea for all these ills. No one who reads this can doubt that this family needs desperately to be rescued from the slough of utter, hopeless chaos into which we are sinking. But if there is none to help, let no one waste time in fruitless pity. I'm having the time of my life!

EDITORIAL NOTE: We suppose there are "clear-eyed devotees of Things As They Should Be" as far as the bringing up of families is concerned. There is most always one in every family, usually a cousin, several times, but not far enough, removed.

Handy books all in a row
Right upon your desk they go
To keep things neat, and
save you trips
When you need stamps
or paper clips.

USE Dennison HANDY BOOKSHELVES

One of the Dennison Handy Helpers: Shipping Tags, Index Tabs, Transparent Mending Tape, Mailing Labels, Caution Labels, Gummed Stars.

DENNISON MFG. CO DEPT. S-236, FRAMINGHAM, MASS.

A quarter century devoted to the advancement of funeral service standards is your guarantee of skill, equal pricing to all and unquestioned integrity. Members of National Selected Morticians must have *complete* facilities and subscribe to the highest code of ethics in the profession. Look for this symbol in your community, or write Dept. H, 520 N. Michigan, Chicago, for the name of our nearest member.

25 YEARS OF CONFIDENCE

BIND WORN RUGS THIS EASY WAY

Just Iron It On (no sewing). For rugs, carpets and linoleum. 10c a yard at Notion Counters of Dime & Dept. Stores.

Smith's "IRON ON" RUG BINDING

PULVEX
FLEA POWDER
—also kills Lice and Ticks
25¢ AND 50¢

A PLACE FOR EVERYTHING!
TOWEL SHELF
AND GENERAL UTILITY RACK $1.30

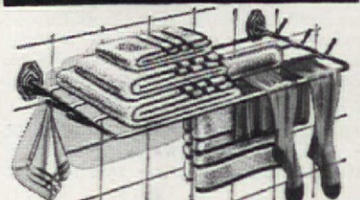

FOR BATHROOM, KITCHEN, CLOSET

Holds heaps of towels, wash cloths, cleansing tissues, as well as linens, hats, bags, and other closet stowaways. A convenient dryer for hosiery and lingerie. Sturdy, square metal bars and frame. Ends of bars form six utility hooks. High lustre finish. Provides added space for "everything in its place." Every home can use several!

At department and hardware stores

THE AUTOYRE CO. • OAKVILLE, CONN.

NOT $3!..NOT $5! BUT ONLY $1.69 for CLOPAY VENETIAN BLINDS

Amazing Clopay invention! Durable fibre covered with baked-enamel finish! Easy to install as window shades! Features you'd expect to cost dollars more. 22-inch width only $1.69. Widths up to 44" proportionately low priced. Ask your dealer now—you'll be amazed at the savings!

CLOPAY CORP., 1310 Clopay Square, Cincinnati, Ohio

DOOR-EASE
STAINLESS STICK LUBRICANT

EASES STICKING DRAWERS

It's so simple to prevent drawers, doors, and windows from binding or squeaking. Use DOOR-EASE — like a crayon. Clean, weather-proof, long lasting! — Door-Ease Mfrs., Muskegon, Michigan. In metallic container at Hdw., Auto Accessory, Dept., and Dime Stores

10¢

Why your dog needs a "Double Purpose" ration!

● Here's a ration that gives dogs food essentials and mouth exercise *at the same time* . . . Milk-Bone Dog Biscuit!

First: Milk-Bone gives dogs FIVE vitamins: A, B_1, D, E, and G. It's made with milk • whole wheat flour • high protein beef meat meal • fish liver oil • yeast • minerals!

Second: Crunchy Milk-Bone helps dogs' teeth and gums . . . gives exercise helpful in combating tooth decay!

Make "Double Purpose" Milk-Bone a regular part of your dog's diet.

NATIONAL BISCUIT COMPANY

National Biscuit Company
449 W. 14th St., N. Y. C., Dept. G-5
Send me FREE MILK-BONE and BOOKLET: "How To Care For And Feed Your Dog." (Please print. Paste coupon on penny postcard if you wish.)
Name .....
Address .....
City and State .....

Usually, too, this relative is a bachelor or a maiden lady, which seems to give him a certain unimpeachable and psychic perspective on the bringing up of children, or the managing of wives or husbands. It's a matter of sheer theory, which flourishes and works like a dream under remote control. Usually this Mind Over Family Matters lives in an Ivory Tower without banisters to tempt the young and it takes its animals, if any, at the zoo. Sharing a chair, with a cat, for instance, while eating, would be as foreign to it as sharing a frozen filet with an Eskimo. To this mind, alas, the worm is something which turns or which the early bird gets. It never has known, or if so, has forgotten, the esoteric joy that little boys get from carrying them around, and, as Mrs. Lang pointed out, laying them down, casually to languish and wilt in the china closet. What is a worm-out-of-earth, or a fish-out-of-water to the grasshopper mind of youth, bent on discovering as much about life as is possible? There are things of too great moment yet to be looked into without trying to remember just where that last Night Crawler was last put.

Maybe it will be of some solace to her, to know that, now that she speaks of it, we remember, among other things, the time in our youth when we avidly collected any feathered friend that we discovered lying still and dead. Right now, we couldn't tell you why, but then there was something deep and fundamentally moving about a deceased bird that impelled us to take it home and cherish it. Maybe it was the maternal instinct making itself known a little late. We can remember the day, too, when the phase had passed out of mind, but not out of smell, as we were grievously reminded by our maternal parent who found our little cache tucked into the corner.

As for Mr. Longfellow and his Children's Hour, we have always felt that, some day, someone would turn up with a score to settle with him for his immortal words. Certain it is that the "pause in the day's occupation" is not one that refreshes. And there's always been another thing about that poem that has bothered us. Of course, grave Alice and laughing Allegra and golden haired Edith were ladies, which is probably the answer, but it has always seemed sort of an abnormal anticlimax, after all their plotting and planning to take some unwary parent by surprise, that they should walk down stairs, with nighties sedately trailing. Why didn't they descend the broad hall *banister*, in quick succession? We're afraid Mr. Longfellow lived in one of those ivory towers, and theorized, by virtue of his poetic license.

No, dear contributor, we don't think you can lay claim to the Jukes nor the Kallikaks. You and your brood are far, far, too normal!

FOR THE *Defense of Health*

New Four-piece Potomac Set

POTOMAC 5-foot cast iron recess wing bath, enameled inside—with low sides, wide rim and flat bottom, anti-siphon mixer fitting . . . **DELTON** 18 x 15-inch enameled cast iron shelf lavatory with 1½-gallon basin, two soap dishes . . . Close-coupled, vitreous china **TRYLON** with TriKo seat (not shown) . . . **PARKCHESTER** 42 x 22-inch cast iron combination sink, 8-inch-deep basin for dishes and 13-inch-deep tub for laundry—mixer fitting with swing spout—lustrous, acid resisting enamel.

A PIONEER in the advance of *better plumbing for better health,* Kohler meets today's war housing needs with this new FOUR-PIECE POTOMAC SET.

Planned to save critical materials, the POTOMAC SET costs less, and is made with the same care for which Kohler products are known. Fixtures are full size and have unusual convenience and safety features considering low cost.

If you plan to build or remodel to provide living quarters for war workers, see your plumber about this new POTOMAC SET and other Kohler equipment.

Write for "Planned Bathrooms and Kitchens" to Kohler Co., Dept. A-5, Kohler, Wisconsin.

★ ★ ★ ★ ★ ★ ★

BUY UNITED STATES SAVINGS BONDS AND STAMPS!

KOHLER OF KOHLER

PLANNED PLUMBING AND HEATING

You can recreate Colonial Charm so easily



Directly above is the Molly Stark Chest-on-Chest, No. 2056. In the room the pieces are (left to right) No. 2057 mirror, No. 2051 vanity, No. 2052 vanity bench, No. 3-82 studio lamp, No. 1180 chair, No. 2059 night table and No. 2050 single bed.

NOWADAYS, it's so *easy* to let *your* guest room reflect your good taste and graceful hospitality. Yes—easy, and economical too! Why not let us help you decorate a room like this—and supply you with this charming Cushman Colonial Furniture, made as only Cushman makes it, with sturdy mortised and tenoned joints, scuffed and rounded edges, and a finish with a glowing maple lustre, produced through nine separate operations, which neither ordinary liquids nor hot dishes can harm.

This "Molly Stark" suite was designed from priceless heirlooms treasured in old Bennington families since Revolutionary days. It will always remain in style and good taste, through generations to come. If you'd like a Cushman chair, desk, bookcase, or something else to fill a bare corner, we can show you pieces for any room in your house.

Special Offer...

(QUAINT COLONIAL FOOTSTOOL 13" x 8" x 7½")

To illustrate the quality of construction and finish of CUSHMAN COLONIAL CREATIONS, we'll send one postpaid anywhere in the U. S. for $2.00 (add 25c for shipment West of the Mississippi), including valuable 32-page illustrated book "Suggestions for Decorating a Colonial Home." For booklet only, send a dime to cover mailing costs. (No stamps please.)

Cushman COLONIAL Creations

H. T. CUSHMAN MFG. COMPANY, Box 139, North Bennington, Vermont

"You don't know how Mother's Day embarrasses"

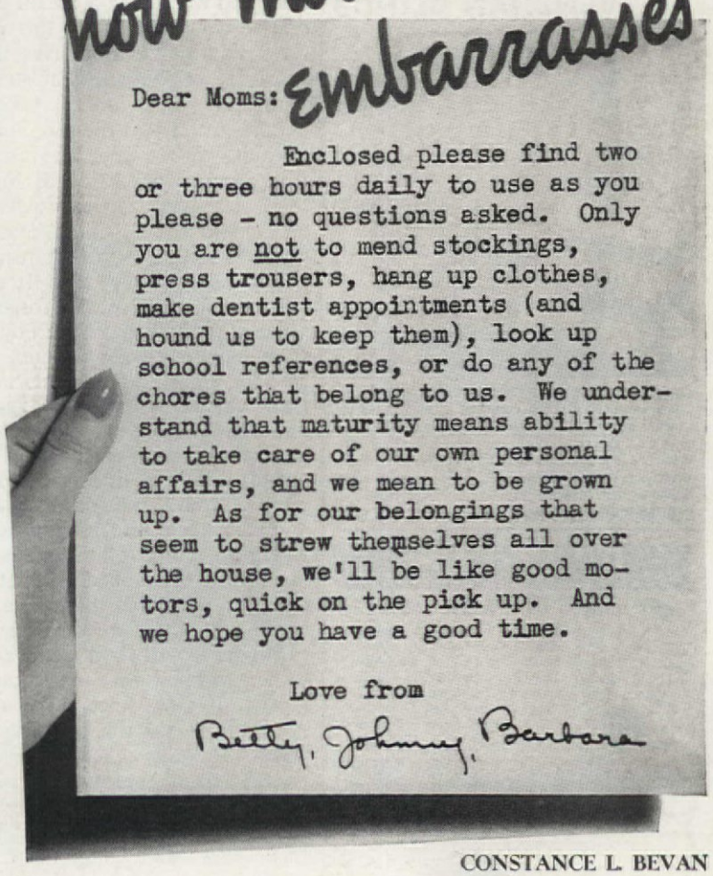

Dear Moms:

Enclosed please find two or three hours daily to use as you please - no questions asked. Only you are not to mend stockings, press trousers, hang up clothes, make dentist appointments (and hound us to keep them), look up school references, or do any of the chores that belong to us. We understand that maturity means ability to take care of our own personal affairs, and we mean to be grown up. As for our belongings that seem to strew themselves all over the house, we'll be like good motors, quick on the pick up. And we hope you have a good time.

Love from

Betty, Johnny, Barbara

CONSTANCE L. BEVAN

COME May Day, I shall be moved to write a letter. If I don't get to the point of taking pen in hand, it will be because I don't wish to appear to be committing sabotage on a custom that is greatly beloved in our land of pleasant sentiment, but this is what I *might* write:

"My dear Children:

"Barbara has asked me to tell her my most embarrassing moment so that she can garner an idea for a theme on that perennial topic. I have had my moments, but annually there comes a day when I have about nine hundred. I mean Mother's Day, when poets, florists, candy shoppes, ministers, beauty parlors, and lingerie sales clerks all conspire to run me up the flagpole of Motherhood. You don't know how it embarrasses me, and how it would embarrass you, my lambs, if Mother should topple down!

"While I'm doing my flagpole sitting, I suffer from terrible prickings of conscience as I ask myself such questions as: 'Am I *really* a good mother?' So Mother's Day is for me a season of soul-searching. Just because I had the great pleasure of mothering some perfectly satisfactory children doesn't make me worthy of all the adulation heaped upon me. To be compelled to measure up to the universal ideal of Motherhood is pretty hard.

"Something else embarrasses me. I mean your generous gifts. When you were little, I loved the grubby art-work and limping poems you made. Then you began growing up and home-made tributes tapered off. As your allowances increased, you bought bigger boxes of candy, larger bouquets.

"For these offerings, you have scraped your modest resources. I can feel the Mother's Day crisis coming on for weeks. It's 'Mother's Day's next Sunday. How much money have you? I wish we could give her something she *really* wants!'

"Darlings, you can! You see, while you were growing up, I kept telling myself that when that was over, I'd have time to do what I wanted to do *myself*. I'd take up my music again, read books, do community work, be active in church. Was it all a delusion? Please give me *time* for Mother's Day! Write me a letter like the one above.

"I hope I'll get that letter this Mother's Day. That gift is just what I want. I'll try to use these hours in some happy way. You'll never know what kind of a Mother you really have until you've given her time.

"Affectionately and thankfully,

"Your Mother"

IT'S FUN TO "DO OVER" WITH COLOR

"Here's our 'keyed-to-the-times' living room—keyed to our war interests; keyed to our war budget in the small amount it cost us."

"...And it cost just half what we'd planned to spend!"

"We had big plans for furnishing our new 'Defense' house. Then, after Pearl Harbor, Fred and I decided we'd postpone them, to buy Defense Bonds.

"But I'd read about Alexander Smith's idea of re-coloring to suit your type . . . and *how little it costs*. So I dashed down to the store and 'tried on' color schemes for my brown hair. And this one, based on an Alexander Smith Carpet in platinum beige, won my heart!

"We repainted and slip-covered. I bought only a few yards of fabric, paint, a few pieces of furniture and our beautiful Alexander Smith Carpet . . . would you ever guess we did the room on *half* what we'd planned?"

BLONDES • BRUNETTES • BROWN HAIR • REDHEADS • SILVER-GRAY

Fun for you, too! Go to your favorite store and ask for Alexander Smith Rugs or Carpets. The rug department will help you plan a "re-coloring" job, particularly if they have the Colorama Selector. You can see dozens of Clara Dudley's color schemes for your particular type. It's all very easy with Alexander Smith Carpets or Alexander Smith FLOOR-PLAN RUGS, with their Tru-Tone colors—all-wool pile—and sizes to fit any room.

AH542

FREE BOOK with Changeable Color Schemes

Alexander Smith & Sons Carpet Co.
295 Fifth Avenue, New York

Please send me your FREE book, Clara Dudley's "Guide to Rug Buying," together with itemized cost data for room above and names of stores carrying your rugs.

Name_____

Address_____

City_____ State_____

BUY DEFENSE BONDS FIRST

A tisket, a tasket, a pretty May basket!

Gourmet's menu and salad centerpiece from Herman Smith

***Cape Cod Consommé**

***May Basket Salad, Sour Cream Dressing, Cottage Cheese and Chives**

***Hot Toasted Mushroom Sandwiches, Scallions**

***Old-Fashioned Strawberry Shortcake** **Coffee**

HERE we are with spring in our souls, a lilt to our walk, and ideas for the prettiest May Basket parties anyone could dream up. The one shown above is a combination centerpiece, vitamin-conscious main luncheon course, and Gourmet-of-the-Month, all nestled in baskets salvaged from the children's Easter doings or bought for a small sum. In the large basket are greens—romaine, endive, Boston lettuce, and whatever else you like—to make a background for whole tomatoes, sectioned just far enough down to balance small bits of cauliflower on the tops. At its left is cottage cheese with chives, garnished with watercress and radishes. At the right, another small basket holding a bowl of sour cream dressing, and a white pottery spring lamb with scallions, slit to look like lilies-of-the-valley. All beautifully decked with ivy and artificial apple blossoms.

ELINOR SCOVILLE did the other May Basket parties. On the luncheon table are lace place mats and inexpensive reproductions of old vaseline-glass baskets holding tiny spring flowers. The May Day buffet is set with antique glass, frilly lace paper doilies, and old silver caster filled with flowers. Pastel satin ribbons lead up to baskets shaped from starch-stiffened doilies, each holding pastel candies. For dessert, ice cream in glass or china baskets, with a flower in each.

F. M. Demarest

A tisket, a tasket,

a pretty May basket!

WHICH is not all we've been doing this month, as you see by the large color photograph of a table set with some of the "cream of the crop" of this year's china, silver, glass, and linen. Each place setting is different, to give you a fine view of what's available, and to prove once and for all that whether you want your pattern bright and



* *From the American Home Basic file*

This month it's

SHOPPING for your CHINA, GLASS, SILVER, LINEN

May basket photographs by Stokes from Elinor Scoville

Help save aluminum. Keep your pots and pans like new with S.O.S.

S.O.S. shines them *outside* for pride's sake—*inside* for your food's sake.

You can add years of life to your prized aluminum. Keep it clean with S.O.S.

New? Mercy no!

SEE HOW EASILY YOU CAN MAKE YOUR ALUMINUM LAST AS LONG AS MINE

Watch S.O.S. get into tight corners where food tries to hide.

Easier to use S.O.S. — because "the soap is in the pad." Keep it handy.

The S.O.S. Company, Chicago, Illinois • S.O.S. Mfg. Co. of Canada, Toronto, Ont.

S.O.S KEEPS YOUR POTS AND PANS
shiny bright outside—
wholesome clean inside—

bold and modern, or the most elegantly traditional, it can be had. You have only to start your shopping with us now, decide on what you like, and trot down to your local store to see the actual pieces. A great confusion-saver for the brides, we hope, and not a bad idea for those of you who feel that the time has come to replace the service with too many chips or cracks, or to buy better quality or design than you've had up until now.

You see, back on page 61, that all the patterns are set off by a vibrant, deep green linen cloth with a white flower border design cut out and appliquéd on both long sides. One of Fallani and Cohn's most effective new cloths. And we'd like to add here the extra style point that if your china pattern is on a white ground, and if the rest of your dining room scheme fits in, a deep colored cloth is an excellent choice to make everything else stand out in relief. The candlesticks, which should be bought in four's instead of two's, are sterling ones from the National Silver Company, simple and dignified and therefore suitable with anything. Now look below, at the "key to the table," and you'll see a number to identify each place setting. Using that as a guide to the color shot, follow along while we describe each pattern in detail, to save you valuable shopping time.

At the far end of the table, at 1, you see Fulper Pottery's new modern stylized flower design, worked out in a sophisticated blue and green color scheme on a creamy white ground. Perfect for a modern, informal kind of home, and very smart for buffet suppers, luncheons and such in any home no matter how elegant. Heisey's Admiralty pattern water goblet, with its square stem and base, is modern, but with such dignity and quality that it could well be used in any fine setting. The sterling flatware in this first setting, Towle's Craftsman, is a beautifully simple example of expert workmanship. There is no surface ornamentation—instead, it depends on balance, weight, lustre, and perfectly shaped, gradually squared-off ends.

Next, reading clockwise, is 2, a traditional place setting. Edwin Knowle's Williamsburg china is a colorful floral border on a white ground, the kind of thing that lends itself nicely to a simple, dignified table setting in a period dining room. The sterling that we used with it is International's Norse, with a sculptured-looking leaf and flower motif—at home in either modern or traditional background. Westmoreland's American Hobnail water goblet is sturdy, and authentic enough to please a collector who knows, from years of study and experience, all about old glass.

Spode's Billingsley Rose china, being thoroughly investigated by the young lady in 3, is for you who plan a truly gracious 18th century home. The lacily embossed border and the well-colored and designed center rose spray make perfect decorations to go on your very best lace, linen, or

Key to table on preceding page

damask. Watson's Lamerie sterling flatware is a luxurious pattern with shell design at the ends. You'll like the beautifully molded backs of the pieces, as well the tops, that add elegance to any setting. Along with it we used Fostoria's Ingrid pattern goblet, one of the modern designs that are every bit as correct in a conservative home. Adds considerable extra style and interest, as a matter of fact, to combine modern and traditional.

For those of you who want your tables both traditional and strictly simple in their formality, place-setting 4 recommends Homer Laughlin's new china pattern. It has a narrow gold filigree and deep royal blue border, completely in the spirit of a dinner party for eight of your nicest friends. Community's plated flatware pattern, Forever, is one that goes nicely with a simple or stylized traditional, or a dignified modern setting. At the squared-off end of each piece is a neat row of circles, an appropriately simple decoration. You can't make a mistake on that kind of design. And the goblet, Pristine pattern by Cambridge, is another of those intrinsically modern designs that add sparkle to any table.

Now we're at the "head of the table," place-setting 5, with a wonderfully bright, bold pattern by Southern Potteries. Its green and yellow color scheme on a white ground is fresh and clear and modern, and if you're

a girl with sprightly ideas, it's a good, informal choice for you. A fine water goblet goes with it, Duncan and Miller's new Dover pattern. Even in a mere photograph, you can see its sparkle and good proportions, the kind of glass that feels just right when you pick it up. The sterling is International's Continental pattern, a new high in elegant simplicity—square ends, no surface ornamentation, fine lustre, perfect balance. It can be strictly modern, or it can go along with period things on the simple side.

Round the corner of the table now, and you come to 6. It shows Taylor, Smith & Taylor's Moss Rose pattern, a very delicately traditional one of pale flower sprays on an eggshell ground. This is the kind of thing that used to be imported, now is being so well done by our American companies, and is quite popular right at this time. Sharpe's Thistle pattern water goblet is typical of the kind of crystal that should be used in such a setting—traditional shape, dainty decoration, graceful lines. Gorham's sterling pattern, Greenbrier, is exactly what you want for such a finely delicate set up. It has a very small leaf and flower border design, it is light and springy in effect.

Now if by any chance you're a collector of old prints, you'll know at once how colorful and charming is the next china pattern, 7, from Salem's Godey Print series. These are authentic reproductions of fashionable Victorian ladies, and there are three different designs or prints in each set. With a creamy white background, and fluted edges, this is a pattern that helps set a very delightful table. Imperial's Cape Cod glassware is nicely cut, sturdy, and with a square base—just heavy enough, and comfortable to hold. The sterling pattern is Wallace's Rembrandt, a subtle curved design with a scroll "carved" over the end of each piece. A beautiful choice for any traditional setting.

Last comes Limoges' White Oaks china pattern, shown in 8. This is a pretty, feminine pattern, suitable for a period or for a modern room if it's on the dainty side at least as far as the color scheme. There are polka dots sprinkled in among the flowers, a delightful border idea. The water goblet with it is another of Duncan and Miller's new patterns, Victory by name. It's simple and sparkling, inverted bell shape, and right for either modern or traditional homes. Queen Anne is the name of Reed and Barton's Sterling pattern shown in this setting—one of the simple traditional variety that will be in good style forever.

All right, now you've made the rounds of the table with us, and we suspect you've learned that we're great ones for *not* being too stiff, set and firm about using modern with modern, traditional with traditional. Example: modern crystal may be just what your table needs!

TO YOUR HEALTH 3 Times a Day!

Ruddy Heinz Tomato Juice—rich in protective vitamin C so essential to good health—is a grand, invigorating beverage at mealtime or in-between!

TREAT FOR THE BREAKFAST TRAY

● Combine four parts Heinz Tomato Juice with one part orange juice, stir well and serve frosty-cold. This unusual blend of blithe flavors is a favorite with youngsters, too!

PERT NOONDAY PICKUP

Try a tall, cool glass of inviting Heinz Tomato Juice—*straight.* Or, for extra tartness, add a little Heinz 57 Beefsteak Sauce (about two teaspoonfuls to one 12-ounce tin.)

SPECIAL FOR SUPPER

● Heat equal parts of Heinz Tomato Juice and clam juice, and garnish with slices of lemon. Here's a rich beverage with a clean, zestful flavor folks relish!

GOVERNMENT nutrition experts say tomatoes are good protective food—and you'll say they *taste* extra-good enjoyed as *Heinz Tomato Juice!* For it's uniformly tangy and refreshing—pressed from crimson-cheeked "aristocrats" Heinz harvests at the height of vine-ripened goodness. Keep several tins chilled and ready—for your *health!*

HEINZ TOMATO JUICE 57

Something to think about before painting your house in wartime..

IT is every American's duty today to make things last longer by taking the best possible care of them.

On any building, new or old, that needs paint-protection now, it is plain horse sense to use the most durable, weather-resistant paint obtainable—*because there's no telling how long the job may have to last you!*

That's why it is more important than ever today to insist on paint made with white lead. Good painters will tell you pure white lead paint has no superior for long, slow, even wear—and generations of experience prove it.

You see, white lead is made from one of the most durable of metals—lead. Like lead, it resists time and wear. It gives paint backbone and elasticity; prevents brittleness, cracking and scaling under severest weathering.

Knowing this, it's easy to understand why white lead paint is your best protection against years of summer heat and winter cold—why it keeps its looks and protects the surface so long. It cuts painting costs by spreading them over extra years.

And don't forget this: pure white lead paint costs no more than regular quality paints. But it goes so far and lasts so long—it's one case where the best is truly cheapest.

LEAD INDUSTRIES ASSOCIATION
420 Lexington Avenue, New York, N. Y.

• • •

CONSUMERS' INFORMATION

Pure white lead is sold by paint stores in two different forms: (1) as a paste, commonly known as "lead in oil," for use by painters and decorators in mixing their pure white lead paint to order for each job; (2) as pure white lead paint in ready-to-use form, in popular-size containers. Remember you are not confined just to white—you can tint white lead to a wide range of colors.

White lead is also the backbone of other quality paints. In buying exterior paint it is a safe rule to follow: "*the higher the lead content, the better the paint.*"

FREE GUIDE TO BETTER PAINTING

—Send today for valuable booklet "WHAT TO EXPECT FROM WHITE LEAD PAINT" containing complete information about low-cost quality painting on all types of surfaces.

You're money ahead when you paint with

White Lead

"Castles"—Spain but in

Entrance at the rear, bedrooms and garage in the wings, living room, porch, and breakfast room in front where big windows look out to the lake—and yet the Lewis house cost only $3700

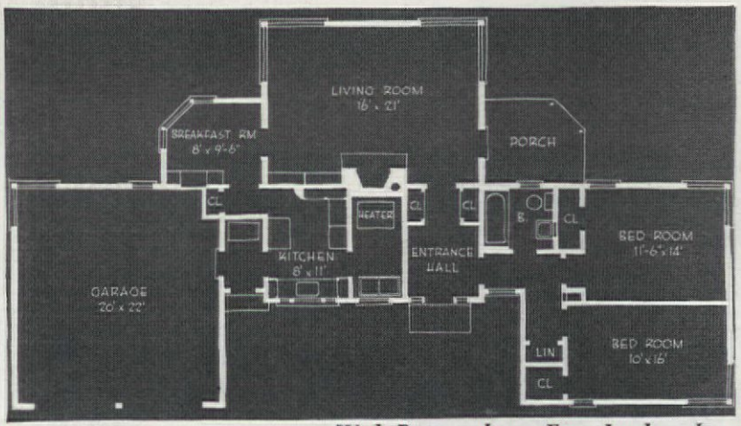

Wade Pipes, architect; Erven Jourdan, photos



not in America

An artist's home in an artist's setting — doesn't it make you catch your breath? And it's the essence of convenience, too

Photograph by Louise Sarrazin

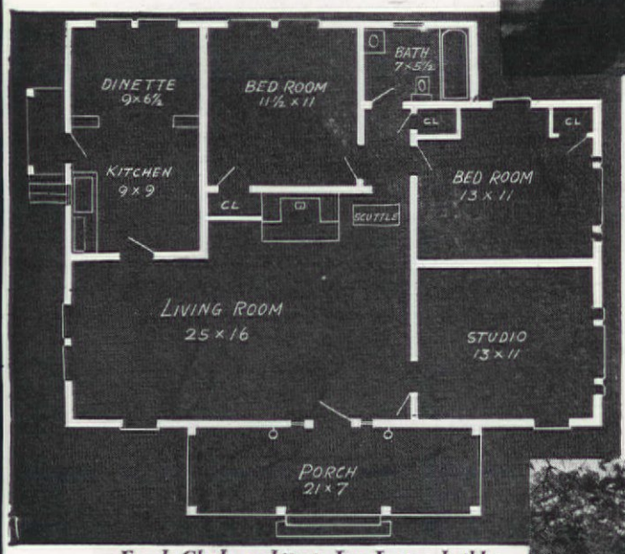

Frank Clark, architect; Lee Lester, builder

FOR that matter, they're not even castles in the usual sense of flying buttresses, banquet halls, winding staircases, and draughts, but they are castles to the people who live in them, and a whole lot less expensive to build and keep. If some of those old fellows who hung out of their tower windows to shoot arrows at their enemies could see what they could build for their money today, there would be even more ruins of castles lying around. These two little houses are what is known in the vernacular as "sweet"—and that word has nothing to do with sugar or the affectations of life. It means they're just about perfect, and have everything the heart could desire. *And*, the one at the top cost $2500 as she stands, the other, $3700. The first is in Louisiana, the second in Portland, Oregon—two extremes of climate. So whether you are a Northerner or a Southerner, take heart. If you've yearned for a cottage to call your castle, it can be done without mortgaging posterity, and we offer these two

Red, White and Black!—America's most popular kitchen color scheme, smartly interpreted with Pabco Pattern No. 2540! Your dealer features Pabco Linoleum in wide, colorful array of figured patterns, Marbled Squares, and Onyxtone All-Over Marbles!

DIRT CAN'T PENETRATE

PABCO Soilproofed LINOLEUM

RESISTS FRUIT STAINS

SMILES AT ROUGH SCUFFS

INK CAN'T SATURATE

Amazingly more resistant to dirt!—Easier to keep new and rich looking—thanks to Pabco's famous 3-way supremacy!

SOILPROOFED

Exclusive Pabco process permanently impregnates pores of linoleum with a clear, flexible, protective plastic.

SUPER-WAXED

by special factory method—to assure a smooth yet non-slippery satin-gloss finish, and to simplify maintenance!

NEW COLOR-FIDELITY!

Pabco brings the most desirable hue in every color—thanks to Pabco's advanced methods of color-control!

Pabco Linoleum is genuine inlaid linoleum with burlap back. For new, fascinating booklet, packed with ideas for smart room decoration, send two 3¢ stamps to Dept. F, nearest Pabco office.

THE PARAFFINE COMPANIES, INC.
New York • Chicago • San Francisco

Makers, also, of Pabco Guaranty Rugs and "Stainless Sheen" Floor Coverings

low-cost beauties to prove this.

You'll agree that Louise Sarrazin's Louisiana home, as Camille S. Wood writes us, looks as if it's always been there, though actually it is a new home dressed up with trimmings from a much older and larger dwelling which had just been demolished. The portico arches, too, were taken from another old building and contribute much to the air of age and mellowness which the whole place has. And how effectively wood has been used—poplar for the weatherboarding and knotty pine throughout the interior!

The other house, now occupied by Mr. and Mrs. Don Lewis, isn't one of those dream places developed after years of loving study. On the contrary, it was an attempt to solve a definite problem of construction in relation to cost. The owner, Mr. John M. Bates, wished to improve some Oswego lakeside property, most of which had been created by dredging from the lake bottom. He has a real interest in domestic architecture and a bit of sporting blood in his veins, and wanted to see what the architect could build on the site at a low cost and without help.

There was a small part of the site that was original ground, and here the house was placed. As the floor level would be only about four feet above the level of the lake, a basement seemed impossible for the price he was aiming at. So the house was built on a reinforced concrete slab with a membrane waterproofing, and all the floors are of asphalt tile waxed to a high polish.

And the other materials? Well, there's rolled roofing held in place by half-round moldings 18 inches apart. Actually, this material had a good deal to do with the shape of the house and the design of the roof, since it's hard to use it for "valleys." That log-cabin look of the exterior walls comes from the use of fir boarding with special beaded joints, left in its natural colors and finished with a transparent protective coating.

We don't blame you a bit for envying those windows, particularly the ones in the living room which reach right from the floor to the ceiling. These, and the other big ones, overlook the lake, and you know what a view that means. Some of the panes are made so that they open, while the others are fixed in the frames. Altogether, an appropriate house in an appropriate setting—and so comfortable, too.

SUBTLE MAKE-UP: To whiten stone or cement window ledges, floors, or steps, scrub with hot water, strong soap, and scouring powder on a stiff brush, then rinse. To erase rust and soot stains brush on evenly ordinary white house paint thinned with turpentine. Wipe off immediately. The paint penetrates the pores, but does not leave a painted look.—MRS. G. J. WILEY

Choose this **FIREPLACE** for the Home you are planning to build...

★ Circulates Heat
★ Warms even Adjoining Rooms
★ Cuts Heating Costs

Whether you are building now or in the future, find out today about the Heatilator Fireplace. It actually circulates heat—actually warms the entire room, and even adjoining rooms. Thousands of owners all over America say that it saves wasteful furnace fires on cool spring and fall days, cutting dollars from fuel bills. It's the only heating equipment needed by most homes in mild climates.

WILL NOT SMOKE

Concealed inside the masonry, the Heatilator unit is a double-walled steel form around which any style of fireplace is correctly built. It eliminates faults of design that commonly cause smoking. Adds but little to fireplace cost. See your dealer at once, or drop a postcard for complete details to—

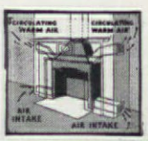

HEATILATOR, Inc.
815 E. Brighton Ave.
Syracuse, N. Y.

HEATILATOR Fireplace

Get this Booklet to Help When Rewiring

The misfortunes caused by poor wiring and how they may be corrected are shown in this 16-page booklet, "The Poor Wife's Revenge." Good wiring in homes will save time and provide convenience for all members of the family. The booklet also contains a check list showing where to install G-E conduit, cable, wires and wiring devices. Mail the coupon below for your copy.

General Electric Co., Section CDWG-265
Appliance and Merchandise Dept.
Bridgeport, Conn.

Sirs: Please send me your booklet, "The Poor Wife's Revenge."

Name_____
Address_____
City_____ State_____

GENERAL ELECTRIC

One IVORY TOWER





BERNECE PRIDDLE

Sketches by Dorothy Wagstaff

...for $25 net!

Photographs by Burton K. Pollard

If you would write for pay checks, not rejection slips, get yourself an Ivory Tower, decorate with inspiration, and knock out a best-seller

"PROFESSIONAL writer wants Ivory Tower without telephone or visitors." But apparently there is a dearth of such in this day and age so I had to concoct one myself. I rented an apartment in an ancient building whose only recommendation was cheap rent. I blithely ignored the high ceilings, loose plaster, drafts that amounted to a gale when the wind was in the North, the lack of heat, and the bathroom, which was a communal upstairs affair. Making the place habitable has been a long, wearisome process. I couldn't spare much time to do the work myself, and I couldn't afford outside labor. But I had ideas and I had friends with ideas and, most important of all, I wanted that Ivory Tower something fierce. When that is the case, things usually happen. For the first year, I got along any-old-how, shivering through chill autumn days before I got my gas heater, closing my eyes to non-removable dirt, and making myself stick to my typewriter when I longed to grab a paint brush and fall to. Determination at its grimmest!

For furniture, I had only some odds and ends left over from my bookshop. But all I've added is a small radio! I learned from a decorator friend how to saw off furniture legs, drive nails and throw paint around into a most satisfying color scheme of wine red, deep turquoise, and bone white. He suggested the long white hangings of dime-a-yard muslin to hide some of the old dark doors, and the bright green bamboo shades which I bought

for $1.29. An awful lot can be covered up with a little! I had a large collection of decorative maps, some of which I stuck on the wall for color and stimulation. I look at them and imagine myself anywhere except hard at work pounding out stories. . . . The coffee table is a map, pasted to a piece of glass that happened to be the right size, lucky me. I had it rimmed and mounted on plywood and legs by a clever, willing cabinetmaker. On the composition-board screen behind my businesslike desk, also made by him, I have pasted the rejection slips I have very regretfully collected for several years. Both pieces I stained and waxed. The efficient looking supply case next to the screen is an old cherry music cabinet, minus legs and glass door.

I had a metal frame-and-spring and a mattress, so I bought two 6 x 6 beams, had slots cut in the top ends to fit the spring, padded the bottom sides with felt, and presto! I have a comfortable couch to lounge on in rest periods. I found a rusty metal porch table in the basement, and that, sanded and painted, is the shining affair you see by the couch. In the same place, I found a rusty old laundry stove which I treated the same way, then covered it with stove polish and stood it on my kitchen shelf.

I made four bookcases out of two high ones by unscrewing them in the right place. I brought trinkets from home to make my studio feel familiar —Debussy, the white Scotty; Hermina, the water buffalo whose sketch appears, as does that of Villa, the Mexican cavalier. I got ordinary flower pots and gave them two coats of white paint and the florist did the rest, for twenty-five cents each. I bought a ten-cent-store cardboard wastebasket, pasted on two Diego Rivera prints and you see the results under my table.

The third room has double doors which, when open, help to minimize the high ceilings. This room is smaller and is quite comfortable with a glider, whose cushions I covered with cheap slip covers; a kitchen table, cut down to twenty-two inches and painted deep blue; and a higher table for lamp and books. When I'm not too busy to watch it, I build a fire in the marble fireplace, which works just like a charm.

I think I had the most fun learning that you can do things without very much spending money. My total expenditure was about $25, which is one of the most wonderful things about my Ivory Tower, 1942 model!

To guard carefree children

FROM DANGER

CHILDREN seldom remember the dangers that they may run into at play. The surest way to prevent their running into streets—and the best way to guard them from tramps and stray dogs—is to fence your yard with Cyclone. Then they have a safe playground—right at home. This means less worry for mothers—less time consumed in watching the children.

You can fit Cyclone Fence right into your landscaping plan. While it guards your property, it allows passers-by to see your flowers and garden. U·S·S Cyclone Fence is made to last and keep its fine appearance year after year. Get the facts about Cyclone Fence. Write for the free book described below.

CYCLONE FENCE DIVISION
(AMERICAN STEEL & WIRE COMPANY)
Waukegan, Ill. Branches in Principal Cities
United States Steel Export Co., New York

FREE... Illustrated book on fence

Tells all about fence. It will help you choose the right kind for your home. Chock full of pictures showing many types. Before you buy any fence get the valuable facts given in this book. Send for your free copy now.

CYCLONE FENCE
Waukegan, Ill., DEPT. 152
Please mail me, without obligation, a copy of "Year 'Round Protection."
Name.....
Address.....
City..... State.....
I am interested in fencing: ☐ Residence; ☐ Estate; ☐ Playground; ☐ Industrial; ☐ School. Approximately.....feet.

USS **CYCLONE FENCE**
UNITED STATES STEEL

Know WHEN

—says

OLGA ROLF TIEMANN

IT'S important for gardeners to know how and where to plant the various kinds of flower seeds, but it's even more essential to know *when* to plant them. In my early gardening days I planted everything from abronia to zinnias when warm, settled weather arrived; it never even occurred to me that there might be other planting dates. Ah, if the ghosts of all the seeds I have murdered thereby should ever return to haunt me! But let's not think of that now.

There is a great deal yet to be learned about the sprouting of seeds, but we do know that the natural tendencies of each kind, in addition to the location, soil, and method of planting, have much to do with germination. We have learned that although we may plant peach or walnut seeds with the utmost care and exactness when warm settled weather arrives, nothing happens until the following spring. These hard-shelled seeds must be planted in late fall so that their coats are cracked in much the same way as our water-pipes burst when allowed to freeze. But have you learned, as I have, that some seeds without such hard shells also need to have their "water-pipes" frozen? Quite a few of them look so fragile that you'd think harsh weather would destroy them, but they really like it, believe it or not!

Yes, it's all rather confusing at times. That's why the accompanying table should prove helpful when you come to plant flower seeds. In it, the term "late fall" means late November or early December, or whenever it becomes cold enough so there will be no chance that the seed will sprout before spring. "Early spring" is any time in late February, March, or when the ground is frost-free and dry enough to be worked. Where pots or flats are specified they should be set in a warm, sunny window; when the little plants are well started, and frost danger is over, they are set out where you want them to bloom.

HERE'S HOW to Speed Garden and Lawn Care

You can easily have a well kept lawn, lovelier flowers and thrifty vegetables when you use modern speed tools. They're made specially for home gardeners — light, strong, quick — do better work — make each hour count double in results. Here are 4 popular examples:

Fights Lawn Pests: Notched teeth gather dandelion blooms, crabgrass heads, before they seed, strip off plantain and like leaves that smother grass. Keeps lawn clean; won't injure grass.

Cultivate 3 Times Faster: No lifting or chopping. Just pull it. Gets under lowest growing plants.

Trims Neat Edges of lawn along walks and beds. Round blade cuts 50% easier. Long handle saves back.

Adjustable Lawn Broom can be set wide and limber for dry leaves, grass — narrow and stiff for heavy, wet leaves, fallen fruit, etc.

Write for Our Special Catalog
THE UNION FORK & HOE CO.
Dept. A-2, Columbus, Ohio

SPEEDLINE
BLUE-HANDLE TOOLS

HAMMOND'S *Liquid* SLUG SHOT
Kills Both SUCKING & CHEWING ***INSECTS***

Here's the all-around insect spray for your Victory Garden.
SAFE—It's harmless to foliage, folks and animals.
EFFECTIVE—The active ingredients have been stabilized by Hammond's patented process to give greater killing strength.
DEPENDABLE—Garden makers have relied on Hammond Products for 67 years.
ECONOMICAL—35¢-bottle makes 6 gallons of spray.
At Garden Supply Dealers Everywhere
Write for FREE "Garden Enemies" Guide
HAMMOND Paint & Chemical Co.
10 Ferry St. Beacon, N. Y.

TULIPS RARE AND TRUE TO NAME
— BUT YOU MUST ACT QUICKLY!
This year the unusual, truly distinctive Tulips are exceptionally rare. Through great diligence, the country's foremost specialists in these finer, true to name varieties has made a wide selection available to those who act promptly. The supply of these hard-to-get tulips is strictly limited, and will soon be sold out. Tulip fanciers are urged to place orders now from the new limited edition Nelis Catalog. Send — now — for free catalog.
NELIS TULIPS TRUE TO NAME
See Them in Bloom — Holland Tulip Festival
May 16 thru 24

NELIS TRUE TO NAME **TULIPS**
WRITE NOW FOR LIMITED EDITION CATALOG
NELIS NURSERIES, Inc.
1001 Lakewood Blvd. Holland, Michigan

Seed

NAME

Antirrhinum (snapdragon)...
Argemone (prickly poppy)...
Browallia .....
China-aster .....
Cup-and-saucer-vine (Cobaea) .....
Centaurea americana (basket-flower).....
Centaurea (dusty-miller) ....
California poppy .....
Calendula .....
Cosmos .....
Campanula .....
Canterbury-bell .....
Columbine .....
Cardinal climber .....
Collinsia verna (blue-eyed Mary) .....
Delphinium .....
Dianthus (pinks).....
Dahlia .....
Eremurus .....
Gilia (standing-cypress).....
Gaillardia .....
Gypsophila (baby's-breath)..
Iris kaempferi .....
Larkspur .....
Linum (blue flax).....
Lathyrus latifolius (perennial pea) .....
Lunaria (honesty) .....
Lilies (cernuum, philippinense, regale, tenuifolium) .....
Lilies (martagon, superbum).
Nicotiana (flowering tobacco)
Nigela .....
Moonflower (vine) .....
Pansy .....
Pentstemon .....
Petunia (common).....
Petunia (double, fringed)....
Phlox drummondi.....
Platycodon (balloon-flower) .
Poppy .....
Rudbeckia triloba.....
Salvia splendens.....
Sweet alyssum .....
Sweet rocket .....
Thunbergia alata (clock-vine)
Torenia .....
Verbascum .....
Verbena .....
Vinca (periwinkle) .....
Yucca .....
Zinnia .....

Planting Table

Sketches by Arthur Schaffert

KIND	WHEN	WHERE
Annual	Late fall; early spring	Regular bed
Annual	Late fall; early spring	Regular bed
Annual	Late fall	Regular bed
Annual	Early spring	Seed frame
Annual	Early spring	Flower-pot
Annual	Late fall; early spring	Regular bed
Annual	Early spring	Seed flat
Annual	Late fall; early spring	Regular bed
Annual	Late fall; early spring	Regular bed
Annual	Late fall; early spring	Regular bed
Perennial	Late April, May	Seed frame
Biennial	Late April, May	Seed frame
Perennial	April	Seed frame
Annual	When soil is warm	Regular place
Annual	August	Regular place
Perennial	July, August	Shaded seed frame
Perennial	Late April, May	Seed frame
Perennial	May	Seed frame
Perennial	Late fall	Seed frame
Biennial	Late fall; early spring	Regular bed
Perennial	May	Seed frame
Perennial	April	Seed frame
Perennial	Late fall	Seed frame
Annual	February, on snow	Regular bed
Perennial	Late fall; early spring	Regular bed
Perennial	Late fall	Regular bed
Biennial	Late fall; early spring	Regular bed
Perennial	Late fall; early spring	Seed frame
Perennial	Late fall	Seed frame
Annual	Late fall; early spring	Regular bed
Annual	Late fall; early spring	Regular bed
Annual	When soil is warm	Regular place
Annual	August	Shaded seed frame
Perennial	Late fall	Seed frame
Annual	When soil is warm	Regular bed
Annual	March, April	Seed flat
Annual	Late fall	Regular bed
Perennial	Early spring	Seed frame
Annual	February, on snow	Regular bed
Biennial	Late fall	Regular bed
Annual	Early spring	Seed flat
Annual	Late fall; early spring	Regular bed
Biennial	August	Regular bed
Annual	May	Regular place
Annual	March, April	Seed flat
Perennial	April	Seed frame
Annual	Late fall; early spring	Regular bed
Annual	May	Seed frame
Perennial	Late fall	Seed frame
Annual	When soil is warm	Regular bed

The NEWEST THING in ROOF BEAUTY

at new LOW-COST for Pre-blended FIRE-PROOF WEAR-PROOF Careystone ASBESTOS-CEMENT Shingles

Good news for home owners who want a life-time, FIRE-PROOF roof with the exclusive beauty of blended color tones. Two brilliantly designed new Careystone Shingles —BLENDED TWINS and TRI-TONE BLEND STRIPS— offer you *pre-blended* tones at a substantial saving over the cost of tedious, hand blending.

Both the Blended Twins and Tri-tone Blend Strips have authentic, wood-grain texture, with distinctive color tones. Each type produces the realistic roof effect of individual shingles, with colors harmoniously blended.

Like all Careystone Shingles, Blended Twins and Tri-tone Blend Strips, are made of asbestos and Portland cement. They are rot-proof, wear-proof, fire-proof. Protect your home from deterioration—from needless fire hazards—with a roof of CAREYSTONE SHINGLES.



"Blended Twins"—two shingles in one unit for distinctive appearance at moderate cost.

"Tri-tone" Blend Strips—5 shingles in one for maximum thrift and speed in application.

Ask the Carey Dealer to show you Careystone Blended Twins and Tri-tone Blend Strips.

THE PHILIP CAREY MFG. COMPANY
Dependable Products Since 1873 ● LOCKLAND, CINCINNATI, OHIO
In Canada: THE PHILIP CAREY COMPANY, Ltd. Office and Factory: Lennoxville, P.Q.

Mail Coupon NOW for colorful folder "Lifetime Protection" and book "*Keeping Your Home Up-to-date.*" Address Dept. S.

NAME_____
ADDRESS_____
CITY_____ STATE_____

NOW READY!
How to give your home "That Decorator Look"

"That decorator look," that pleasing *finished* touch in an attractive room, is easy to achieve *on your own* when you know *what* drapery effects you can create and *which* fixtures do the trick. This new booklet tells all: shows 18 smart window treatments, sketched by noted Charles Kaiser, and the convenient, well-designed Judd fixtures that produce them. Make the *most* of your windows: send the coupon *today* for the booklet, then get Selected Judd Fixtures, the world's finest and most complete line. Chosen for *House Beautiful's* "Bride's House." At most good stores.

JUDD DRAPERY FIXTURES

H. L. JUDD CO., Dept. AH
Wallingford, Conn.
Send me the revealing booklet, "Beauty Secrets for Your Windows." I enclose 10c.
Name.....
Address.....

14 YEARS of Distinguished Service and Good for Many More!



MYERS WATER SYSTEMS

From everywhere comes the evidence that it pays to own a MYERS — the water system that has a reputation for better performance, longer life and lower over-all operating cost. All types and sizes, the world's most complete line. See the Myers dealer near you. He offers complete service.

MAIL THE COUPON — Take Off Your Hat to the MYERS Man

THE F. E. MYERS & BRO. CO.
400 Fourth St., Ashland, Ohio
Mfrs. of Farm Operating Equipment
Send your free water system book and name of your nearest dealer
Name_____
Address_____
19WS2

Make 'em

Advance patterns may be purchased in the best stores everywhere or from The American Home Pattern Service. American Home Designs may be purchased only from The American Home Pattern Service, 251 Fourth Ave., New York City

American Home Design 506 (10¢)

Cyrus Clark Everglaze chintz

2801

COBBETT WILLIAMS

Advance Design 2801
12-20 (15¢)

Let this cool "American Home" chintz set your summer theme—for slip covers, a cloth to slip over the bridge table when you serve refreshments, even your picturesque frock! Design includes instructions for making pinch-pleated draperies and tea cloth (Margaret Shadek's idea, of organdy with chintz appliqués) and for covering picture frame, lamp shade, and table. Directions, too, for doing a table and lamp with pleated chintz and felt (left)—very gay!



American Home Design 507 (10¢)

Use scallops for a valance as in nook above or for papered wallboard to transform end of room. Design includes cutting pattern for three sizes, full instructions



This shelf, designed by Henry Paoli, keeps baby's wherewithal close at hand; cutting pattern and instructions. . . . And for comfort *and* safety, Margaret Petroff suggests this sleeping garment, cut from regulation-sized baby blanket; pattern shows how to cut and finish



American Home Design 508 (10¢)

American Home Design 509 (15¢)

and SAVE *with our new* PATTERNS

The "Thumbs Up" motif foils the gloom of blackouts. On black window shades, June Ortgies suggests painting hands in this now famous gesture. Then carry on—appliqué smaller hands, cut from pink felt, to a green felt dressing-table valance and mirror frame—no sewing! And the long and the short of it—a long robe for him for a change, and the short one, with pajamas, for her. Our design includes patterns for valance and mirror cover, transfers for small hands and stencil instructions for larger hand on shades



Advance Design 2615
12-20 (25¢)

American Home Design 510 (15¢)

Advance Design 3
One size (15¢)

Felt lamp and table cover, covered wallboard, dressing table ensemble suggestions and all sketches by Cobbett Williams



2615 3 3550 2675 2674

Mrs. H. DeVern Booth told us of a swing made of two old oxen yokes; if you're not fortunate enough to have any yokes available, our detailed illustrated instructions show how to make a very similar one. Brother and sister outfits in sturdy seersucker will be just as popular as their swing

American Home Design 511 (10¢)



Dan River's Ripplespun seersucker

Advance Design 2675
2-6 (15¢)

Advance Design 2674
2-8 (15¢)

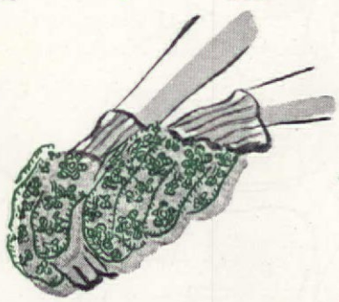

American Home Design 512 (5¢)

Don this three-piece play suit when you bicycle off to your community garden chores; both comfort and appearance saved! And for well-dressed hands, buy white cotton gloves at the dime store and deck them gaily, as Marion Boyer suggests; design includes embroidery pattern and also instructions for tufting in yarn

Advance Design 3550
12-18 (35¢)

Imagination

Idea and sketch by Dorothy B. Porter

and Humor

—surprisingly excellent substitutes for MONEY!

Sketch by W. J. Hennessey

Margaret Woeltz and Dolores Scott

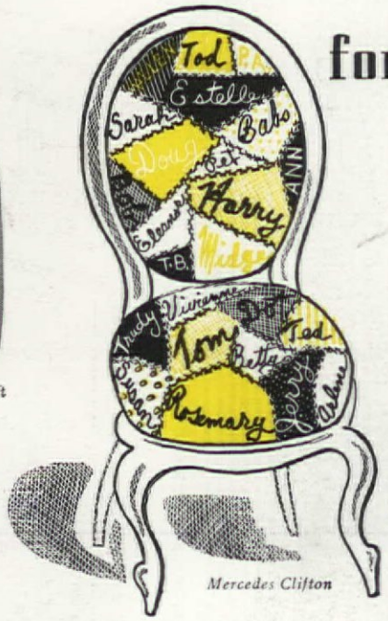

Mercedes Clifton

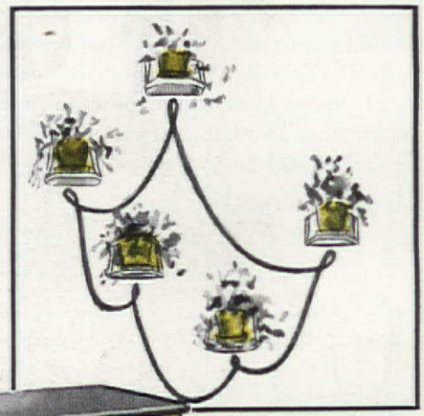

Frances A. Lardner



Trimz, by Meyercord Co.

What's in a name? A chair, with everybody's name, will look as sweet, and be fun, especially if each patch is autographed by donor

BY GOLLY! these are two things not on *any* priorities list! Nobody's going to come along and say, "You're going to have to cut down on the use of your imagination for the duration," or "There's a grave shortage of humor and you'll have to use substitutes." These are two things you **can** use all you want, and the more you do, the more you'll have. And any legitimate substitute for money is always as welcome as the flowers in this month of May. Not that you can buy eggs, for instance, with figments of your imagination or a good joke, but you can dream up all sorts of clever things to do around the old homestead to give it and you new life. We'll pique your imagination, and rap your funny bone with a few, to start you off. If you've ideas, prepare to get at them!

Just for the fun of it, and to give the teen-age miss something to keep her mind on as well as her buddies' autographs, why not use full lengths of sailcloth for curtains in her room,

hung on bright red poles? On either side of the window, tie over-sized pencils and her visitors will soon catch on to signing their names. Then the young miss can embroider same some rainy day in gaily colored yarns!

Maybe you're a flower lover with a yearning for something by way of centerpieces. Pile a sizable platter with different kinds of moss, plant in it full grown Jack-in-the-pulpit, a fern or two, wood violets, or whatever suits your fancy, garnish with mushrooms on toothpicks, and serve as one of your most successful centerpieces, silly and gay. Then there's the problem of that blank wall space that nothing seems to make happy. What to do? Take little wooden shelves, the number depending on the blank space. Fasten them up in an interesting pattern, paint them the color of the wall—borrow your young-

Idea: Mrs. C. E. Anderson

Once this smart iron table was a register. Try it over on your lawn

Sketch by W. J. Hennesse
Idea: Margaret Woeltz and Dolores Sco

Leaves and flowers entwined on a painte valance and new vines in old bottles. Below Spring comes to winter-weary Venetian blind

Idea and sketch by Dorothy B. Porter



Sketch by W. J. Hennessey
Idea: Margaret Woeltz and Dolores Scott

Idea: Mercedes Clifton



Idea: Berta Bervard Nichols

E. A. Dubas photo



Vanity, thy name is Imagination! Blue glass top adds modern touch. Right: Wallpaper-covered jelly jar tops with posies for tie-backs

Idea: Mrs. L. N. Shaeffer

WOMEN IN YOUR "40's"
who hate these trying years

HERE'S GLORIOUS NEWS!

If *you*—like so many women between the ages of 38 and 52—find this period in a woman's life makes you restless, cranky, nervous, so tired and blue at times, perhaps suffer hot flashes, dizziness and distress of "irregularities"—

Start *at once*—try Lydia E. Pinkham's Vegetable Compound. This is the best known medicine you can buy today that's made *especially for women.*

Thousands Upon Thousands Report Benefit!

For over half a century Lydia E. Pinkham's Vegetable Compound has been *famous* to help relieve such distress—due to this functional disturbance. Taken regularly—this time honored medicine should help build up resistance against such annoying symptoms.

Pinkham's Compound has thus helped thousands upon thousands of women to go smiling thru trying middle-age symptoms. Just see if you, too, don't benefit.

Younger Women, Too!

Pinkham's Compound is also very helpful for younger women to relieve monthly pain with its tired, weak, cranky, nervous feelings when due to functional periodic disturbances. Follow label directions. *Worth trying!*

Lydia E. Pinkham's VEGETABLE COMPOUND

I want REAL *Convenience,*
NOT JUST A FAUCET, A TRAY AND A DRAIN PIPE

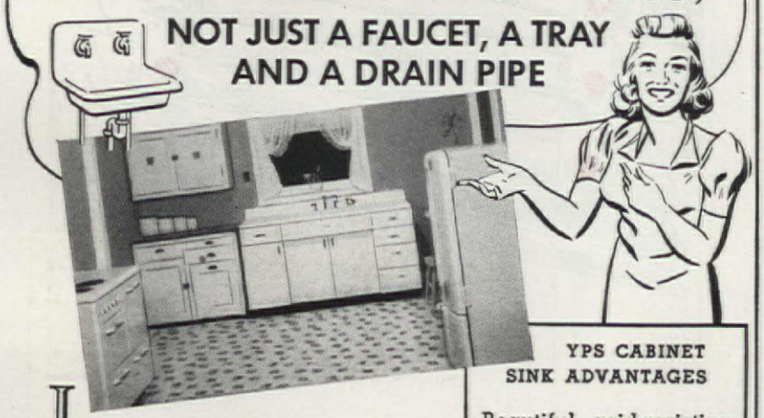

I KNOW that I spend hours just running back and forth to different parts of the kitchen collecting the things I need to use at the sink—and then more hours putting them away—when I could save all those steps by buying a YPS Cabinet Sink and have everything I need right at my finger tips.

YPS CABINET SINK ADVANTAGES

Beautiful, acid-resisting porcelain enamel top.

Easy to keep spotless.

Swinging spout.

Plenty of drawer space.

Large storage compartments.

Plenty of knee and toe room.

YPS

Youngstown Pressed Steel Division, Dept. AH-542
Mullins Manufacturing Corporation, Warren, Ohio.
Please send me Cabinet Sink Information.

Name .....
Street .....
City ..... State .....

YPS Cabinet Sinks are produced by America's leading manufacturer of PLANNED KITCHENS — the Youngstown Pressed Steel.

Three ideas from Margaret Woeltz and Dolores Scott

giving your old straw hats back to the Indians, we've collected an extremely goofy use for them. First cut a hole in the front crown and bind it with tape or braid. Then hang your hat over a tin can that's been flattened on one side, enameled, and hung on the wall or porch or wherever you want your flower container to go, for that is what you've just made!

Perhaps you have a window that you want to make as private as possible, but handsome withal. You make quilted curtains by sewing together the proper lengths of red percale, a layer of cotton batting and a length of unbleached muslin, in that order. With black yarn, quilt the light side in diamonds. Hang the red side toward the street. That leaves the expensive-looking quilted side for your own viewing.

From one outmoded vanity of the two-drawer variety, you can make one very adequate night stand and one modern vanity. For the latter, add a shelf, the width of the top, at one side of the drawers. The ster's knitting spool and knit up yards of some gaily colored yarn. Drape it from the bottom of each shelf. It ties the whole thing together, and with potted plants of ivy or bouquets of fresh flowers, you've licked your problem.

Then there's the brand new decorating material of the wallpaper family, border branch. It can be used on any kind of clean surface except calcimine, or any other that is allergic to water, and does wonders. It's sunfast, washable, and permanent by virtue of a specially developed adhesive that comes already applied to the back of the border. We show it used to revive the sagging spirits of an old chest of drawers. Now you take over from here and have a fling. And instead of

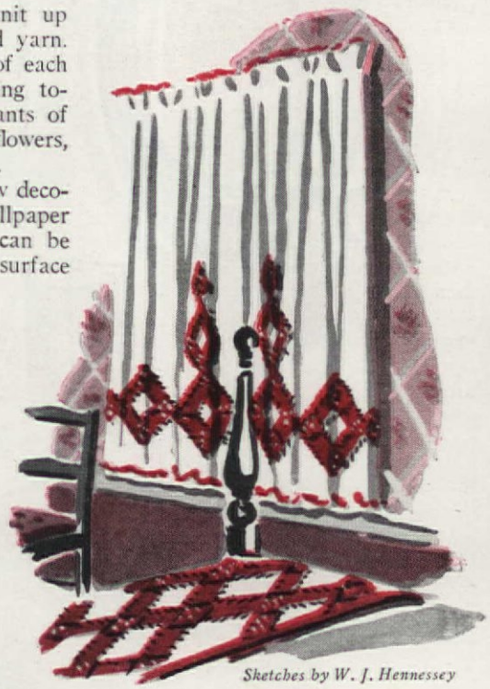

Sketches by W. J. Hennessey

shelf curves down to form a leg and, incidentally, adds the finishing modern note.

Take a window in a little girl's room. Swathe it in apricot net and hang white painted gourds for flowers at either side. . . . Or maybe your grandmother made handsome quilts. If you inherited some, use them as bedspreads *and* do a little quilting yourself in the same patterns and appliqué on percale curtains with colored yarn. . . . And maybe you think putting huge buttons down the edge of one curtain with matching buttonholes

on the other, is silly. It is, but that's the point, and it's cute.

There are windows in men's bedrooms and studies, too, which more often than not are neglected. They will appreciate

Sketches by W. J. Hennessey

Masculine no end! Heavy brown toweling with white cotton rope in swagger swag

Four ideas from Margaret Woeltz and Dolores Scott

the virility of wine-colored corduroy draperies with a matching bedspread. Especially if both have been emblazoned with their special monograms in felt!

For a quaint little touch in your plant window, how about using a tiny white picket fence around the window sill for your geraniums to look over and the ivy to climb on? Even better if you catch back white fluffy curtains with bunches of big artificial geraniums to match those other real ones.

Most everyone has a niece some time or other in his or her life and there's one way to make you her favorite relative. Take a trip to the dime store for identical peasant aprons, and another one to a drapery department for a pair of bowed curtain rods. You hem up the bands of the aprons and slip them over the rods. To complete the ensemble, you take the time-honored orange crates and make the skeleton of a vanity table which you cover with two other of the aprons as skirts. Then you take the head of a rag doll, tack this up on the wall a little above the dressing-table top. Now, you give the head a body by draping muslin, ostensibly for a bodice but really as a drape for the mirror that is tacked up underneath. Over on the curtains, fellow Raggedy Anns of gay felt grin at the occupant.

"My husband had picked up odd Victorian pieces here and there. He wanted me to use them in our new living room. With the help of a decorator-friend, we re-covered chairs and couch in flowered chintz and rose velvet. But it wasn't 'til we found the right rug that the room came to life. It's a soft green Bigelow broadloom. Just completes everything. Thanks to that rug, I'm getting lots of compliments."

Makers of fine rugs and carpets since 1825

BIGELOW WEAVERS

Reg. U. S. Pat. Off.

How to make your Bigelow Rugs last longer

Vacuum clean more often. Rugs and carpets wear longer and look brighter if kept free from dirt. Vacuum clean weekly; twice a week on much used areas. Then gently brush all pile in same direction.

Equalize wear on rugs. Turn your rugs around about every 3 months. With wall-to-wall carpet, shift furniture to distribute wear.

Cushion your rugs. You'll get longer wear and more luxury underfoot if you put a Bigelow Rug Pad under your rug.

Remove spots and stains promptly. Spots and stains that are allowed to remain may permanently damage your rugs. For grease spots, use dry cleaning fluid. Don't use soap solutions or ammonia. For any difficult stain problems, write us.

Give them special cleaning periodically. The rugs that receive the most wear need a professional cleaning once a year. You should also occasionally use a cleaning powder — Powder-ene. It is easy to use and miraculously effective. Get it from your Bigelow dealer.

Copyright 1942, Bigelow-Sanford Carpet Co., Inc., 140 Madison Ave., New York, N. Y.

Spode THE FINE ENGLISH DINNERWARE

Send for Booklet A describing the Place Setting Plan
Wholesale distributors, COPELAND & THOMPSON, Inc., 206 Fifth Avenue, New York, N. Y.

Here's MORE ABUNDANT LIFE

In every home, *life* shows on the surface. Introduce a little *life* with Lustaquik, the Kyanize quick-drying enamel. 18 colors. Self smoothing, waterproof, acid-proof and washable. For furniture, woodwork and all interior surfaces.

Want a good idea? Send 10 cents and dealer's name for new 1942 booklet "Bring Your Bright Ideas to Life."

BOSTON VARNISH COMPANY
203 Everett Station, Boston, Mass.

SELF SMOOTHING

Kyanize

LUSTAQUIK ENAMEL

Kyanize IS THE *LIFE* OF THE SURFACE

Your new home will LAUGH AT WINTER if you use

RADIANT HEATING

GET THIS FREE BOOK

Heat the MODERN WAY... warm floors, no radiators or registers, "uncooked" air, fewer drafts, less dirt. Concealed wrought iron pipe coils in floors, walls or ceilings do the heating. Suited to all varieties of homes, including low-cost basementless type. Users everywhere delighted with comfort and economy. Send this ad (paste on postcard, if you like) with your name and address, for FREE booklet.

A. M. Byers Co., 1608-A Clark Bldg.
Pittsburgh, Pa. Established 1864

Have a BEAUTIFUL GARDEN All Season Long

Protect your trees, shrubs, flowers, fruits and vegetable "defense gardens" with one of these high-efficiency Myers sprayers. From small hand sprayers up to small or large motor-driven types, these sprayers offer you the famous Myers features for quicker, easier, surer destruction of tree and garden pests. Types and sizes for every need. Write for free sprayer catalog No. HSP42. The F. E. Myers & Bro. Co., 411 Fourth St., Ashland, Ohio.

3ES2

MYERS *Sprayers*

Tricker's Colorful **WATER LILIES**

FREE *Beautiful New Catalog Now Ready*

Profusely illustrated in natural colors. Helpful directions. Everything for the Water Garden. Write for FREE copy today! (*Canada 15c.*)

WM TRICKER INC
2501 Brookside Ave., Saddle River, N. J. or 2516 Rainbow Terrace Independence, Ohio

KILL MOLES WITH MOLOGEN

Destroys moles quickly. Odorless. Easy to use. ½ lb. only 50c. At your dealer's, or write.

Rose Mfg. Co., 32 Ogen Bldg., Beacon, N.Y.

MODERN PORCHES
Mean Pleasanter Summers . . .

Life is fuller when a modern porch lets you spend more summer hours outdoors. Add the smartness and greater comfort of colorful, durable

AEROLUX PORCH SHADES

These popular ventilating wood-slat shades provide privacy, protect furnishings, keep out sun glare and heat — yet cost so little. At leading department and furniture stores.

----SEND COUPON TODAY----

The AEROSHADE Co.
4220 Oakland Ave., Waukesha, Wis.
Send illustrated literature on modern trends in porch styling.

Name..... Address.....

MARY ANNE EYSTER

Delphiniums are easy!



DO YOU have a yen for delphiniums for your garden? Why, of course! You can have them all summer and autumn, every year for at least ten years and maybe twenty. They're heavenly in the garden, stately in the house, and not too time-consuming. They'll keep you busy enough, but every dirt-gardener expects to work hard for soul-satisfying results; that's part of the game, if you love flowers.

I decided on delphiniums for my specialty (knowing nothing about them!) when we moved from the suburbs of New York City to a New Jersey country home. In April, a month before the previous owners moved out, a sunny plot with eastern exposure had been selected for them, plowed, and given a two-inch covering of sand, disced into the surface soil, to provide the "light, friable" condition the books called for. Frankly, if I hadn't done this, the results doubtless wouldn't have been so good, for delphiniums, though pretty adaptable plants, do have their special requirements!

The still-present owner watched the process with gloomy interest. "You'll never grow delphiniums in that," she said pessimistically. "The clay is too heavy, and the quack grass from the fields and orchards will choke them out. Then, too, all our strong winds are from the northwest and your flowers won't have any protection here. But don't let me discourage you. . ." I had no answer. What can a beginning amateur say to experience except "Well, I'm going to try it"?

Two months earlier, in February, I had approached a local florist who

PROTECT YOUR WAR GARDEN

● That vegetable garden of yours is going to save you dollars this year, so give your plants a chance. Do as professional gardeners do: Spray with Ever Green. It contains pyrethrins and rotenone. It kills most common chewing and sucking insects such as aphids, leafhoppers, cabbage worms, and many others. Ever Green is safe to use on tender plants. Easy to use . . . just add water and spray. Use it on your flowers too. A 35c bottle of Ever Green makes six gallons of spray. Sold at good hardware, drug, seed, flower and department stores.

Mows and Trims Lawns
in One Simple, Easy Operation

Save Time and Labor with a MONTAMOWER

Tired backs and aching arms just don't happen to users of MontaMower. All the drudgery and noise of lawn mowing is done away with. No dead weight to push and pull. Instead, just 7 pounds of live mechanism that first gathers, then cuts the grass closely, smoothly, and to the correct height; no matting; no streaking; no clatter; no rattles. Cuts a 16" swath through long grass, dandelions, spike grass and weeds. Cuts right up to walls, fences, trees or posts; leaves no fringes to be trimmed by hand. Cutters are self-sharpening. Built to last many years. Many thousands in use. Sold direct from factory. Costs little. Write at once for guarantee information and literature.

MONTAMOWER DISTRIBUTING CO.
345 HOUSEMAN BLDG. GRAND RAPIDS, MICHIGAN

If you have a lawn or garden, keep a can of Cyanogas on hand. This gas-producing powder will solve your ant problem. The spouted can is specially designed for treating ant nests. A pinch will kill all ants in nest—*Instantly!* SPECTACULARLY EFFECTIVE! Easy to apply. A little goes a long way. Drug, hardware, seed stores carry Cyanogas or can get it for you.

30c-ENOUGH TO KILL A MILLION ANTS

No Messy Work—

It's not hard work to keep toilets sparkling-clean and sanitary. You don't have to scrub and scour. Don't even touch the bowl with your hands. Sani-Flush is made especially to remove film, stains and smears from toilets. Use Sani-Flush at least once a week.

Toilets Gleam like New—

Don't confuse Sani-Flush with ordinary cleansers. It works chemically. Even cleans the hidden trap. Scientific tests prove Sani-Flush cannot injure plumbing connections or septic tanks. (Also effective for cleaning out auto radiators.) *Directions on can.* Sold everywhere. The Hygienic Products Co., Canton, Ohio.

Sani-Flush CLEANS TOILET BOWLS WITHOUT SCOURING

WHY DON'T YOU WRITE?

Writing short stories, articles on gardening, homemaking, hobbies, travels, sports, etc., will enable you to earn extra money. In your own home, on your own time, the New York Copy Desk Method teaches you how to write—the way newspaper men learn, by writing. Our unique FREE "Writing Aptitude Test" tells whether you possess the fundamental qualities essential to successful writing. You'll enjoy this test. Write for it, without cost or obligation.

NEWSPAPER INSTITUTE OF AMERICA
Suite 534-E, One Park Avenue New York, N. Y.

KEEP BABY'S CLOTHES **WHITE** WITH

Mrs. STEWART'S BLUING

It's safe not only for diapers but everything white that's washed at home...dresses, underwear, sheets, tablecloths, etc. It's quick! It's easy! It costs so little and does so much!

MAIL FOR HOME WASHING GUIDE—FREE

Name.....
Address.....
City..... State.....

Mail to: Mrs. STEWART'S BLUING
Dept. 12-52, Minneapolis, Minn.

did not grow delphiniums and interested him in my plans; in fact, I think I inoculated him with some of my new enthusiasm. I offered to work in his greenhouse every morning from nine to twelve until the middle of April in return for whatever practical experience I could pick up and the privilege of starting my prospective seedlings in a corner of his greenhouse where, of course, conditions were far more favorable than I could possibly have provided. He accepted my proposition with a smile and a skeptical shrug, and the result was that, by February 18th, not only did I have my seeds, but they were all actually sown in nice, light soil in flats in his greenhouse benches. Following the amateur's method of selecting varieties and ordering seeds from pictures and descriptions in catalogues of reliable firms, I had arrived—at a cost of about $5.00—at the following collection: Improved Belladonna, Wrexham's Deep Blue, Wrexham's Light Blue, Hoodacre's Whites and Giant Pacific Hybrids. All strictly fresh seed.

By April 15th, when our arrangement ended, and when I left my part-time florist's job to prepare for my May 1st moving, the delphiniums were sturdy three-inch plants that had been shifted from the flats to individual pots—almost a thousand of them!

On May 1st the furniture was moved into the farmhouse and, of necessity, a few days were spent shaking down into the new living quarters. By the 7th, with the help of an early season house-guest from Iowa, I was transplanting the now four-inch plants into rows across the plot I had leveled myself. After a while my experienced visitor from the fertile prairies of the Middle West looked up to remark:

"So you call *this* soil, eh? In Iowa we'd call it subsoil, marginal land—which is another way of saying junk! You'll scarcely be able to raise a disturbance in this, let alone delphiniums."

When we had finished we had three rows, each ninety plants long, of Belladonnas along the eastern side of the plot; behind them, two rows of Giant Pacific Hybrids, then two of Wrexham Light Blue, two of the Whites and, lastly, three rows of the Deep Blue. The spaces between the rows were about three feet; the distance between the plants, twelve inches. This spacing allowed room for the necessary weeding, spraying, and so on during the growing season. A bisecting path cut the plot into equal halves, with forty-five plants on each side.

In due course I learned that the south half was definitely the better drained. That was the rainy summer of 1938, and I mourned the many casualties in the north half of the area where, evidently, my leveling had been at fault.

It was a continuous fight to keep out the quack grass, to drain off the

Tomorrow's Homes will be

HOMASOTE PRECISION-BUILT HOMES

ANY TYPE ANY SIZE

TODAY, we're filling war orders. Tomorrow—we'll have an important announcement for home owners. May we put you on our mailing list?

HOMASOTE COMPANY . . TRENTON, N. J.

FRAGRANT PANSY

Most exciting novelty in years. New delightfully fragrant Pansy fills the air with exotic perfume. Large variety of gorgeous colors. Plant NOW for summer and fall blooming. Limited supply. Trial pkge. 3 for 25c postpaid. Order Now. **10c**
NEW 1942 Garden Book FREE.
BURGESS SEED & PLANT COMPANY
418 P.Y., GALESBURG, MICH.

BUGS ruining ROSES?

Kill them with Red Arrow Garden Spray. Quick, simple, inexpensive. Kills insects on roses, other flowers, shrubs. Also ants in lawns. Safe when sprayed for humans, birds, pets. 35c bottle makes several gallons. Easy directions on label. Buy Red Arrow where you buy garden supplies. **FREE** Send post card for new, illustrated "Garden Insect Identification and Control Chart" to: McCormick Sales Co., Dept. 1A5, Baltimore, Md.

For COOL Summer Living

You can easily make your porch the pleasant out-of-door center of your summer life by shading it with VUDORS—the porch shades with the famous Ventilator top and Automatic Roll-Holder. Write today for our new folder showing these colorful, long-lasting shades, with name of your local store selling VUDORS.

Hough Shade Corp. Box D Janesville, Wis.

Vudor Porch Shades WITH NEW *Automatic* ROLL-HOLDER

"ALL 37 BLOOMING IN YOUR GARDEN"

Reg. $7.50 Value for $1.50 Postpaid

3 Hybr. Columbine, 3 Painted Daisies, 3 Double Shasta Daisies, 3 Double Hybr. Delphinium, 3 Sweet William, 2 Azalea Chrysanthemums, Yellow, Red, 3 Hardy Aster, 3 Baby's Breath, 4 Ragged Robbin, 4 Canterbury Bells, 4 Double Carnations, highly perfumed, 2 Rhododendrons, hyb. Red, Purple.

All Hardy Plants Ready to Bloom
37 PLANTS IN ALL, AS ABOVE, POSTPAID $1.50
Please Add 20c for Packing

BLUEBERRIES cultivated, large luscious berries 6 Var. 6 Plants, 4 years old, ready to bear $3.00 Postpaid.

THE FISCHER NURSERIES
Dept. A, EASTON, PA. (250 Acres)

The **STANDARD**

24" CUT · 4 TO 5 ACRES PER DAY

A great all-round Moto-Mower. Rugged construction — Lots of power — Easy to operate — "Twist-of-the-Wrist" guiding. Can cut 4 to 5 acres a day and will give a wonderful account of itself on any lawn. Write for complete Moto-Mower catalogue giving full description of the STANDARD and all other Moto-Mower models.

THE MOTO-MOWER CO.
4608 Woodward Ave., Detroit, Mich.

New CLOVE PINK "OLD SPICE" (Patented)

PERKY plants, filled with fragrant spicy salmon-pink blooms, right thru the entire summer until frost. Obtainable only from Wayside. Don't miss out on this. It should be Number One on your list.

$1.50 for 3. 12 for $5.

Send for Catalog

198 pages, 30 in full color. Filled with numerous new, and all the merit proven ones of recent years.

In order to secure this *outstandingly* fine catalog, it is necessary that you enclose with your request 25¢ in coins or stamps to cover postage and handling cost of this beautifully illustrated big book.

Chief American Agents For Sutton's Famous English Seeds

Wayside Gardens
12 Mentor Ave., Mentor, Ohio
Pat. Reg.

We give worms the "heavy stuff"!

— SAYS "OLD SARGE"

• We keep our "anti-worm" artillery loaded—with Sergeant's SURE SHOT Capsules (or Sergeant's Puppy Capsules for pups). When the first worm symptoms show, we let 'em have it. SURE SHOT wipes out worms!

"Ready for action" is our rule. That's where the Sergeant's Dog Book helps. And why Sergeant's Vitamin Capsules (Vitapets) are regular rations.

Keep your dog fit with Sergeant's remedies. At drug and pet stores—and a *free* Dog Book!

FREE

SERGEANT'S
Dept. 16-E, Richmond, Va.
Please send me a free, 40-page, illustrated Sergeant's Dog Book.

Print

Name_____

Address_____

City State

Sergeant's DOG MEDICINES

New FOOT RELIEF

Try Dr. Scholl's KUROTEX —soft, flesh color foot plaster. Gives quick relief when used on corns, callouses, bunions and tender toes. Cushions sensitive spots. Prevents blisters, instep ridges, chafed heels. Economical! At Drug, Shoe, Dept. and 10c Stores.

Dr. Scholl's KUROTEX

Get the BLACK LEAF 40"

You get an economical and efficient insecticide when you mix 1½ teaspoonfuls of "Black Leaf 40" with a gallon of water; add a little soap. It is effective on **aphis, leaf hoppers, leaf miners, most thrips, young sucking bugs and similar insects.**

A Little Goes a Long Way

"Black Leaf 40" kills by contact and by fumes. It is economical.

Insist on Original Factory Sealed Packages for Full Strength 4108

Tobacco By-Products & Chemical Corp., Incorporated
Louisville, Kentucky

"Black Leaf 40"

LOOK FOR THE LEAF ON THE PACKAGE

MAKES WEEDING FUN!

• Now—you can have a beautiful lawn. Weeds, *root and all*, easily removed with **Rifle Weeder.** No *backache* kneeling. Weed standing up. Hands never touch soil. **Rifle Weeder** prongs do the work. Pressing trigger *shoots* weed into basket. Ruggedly constructed yet weighs only 30 ounces. Thousands of enthusiastic users. At better dealers, or send mail order to MEILINK & CO., 429 Brainard, Detroit, Michigan.

$2.85 ($3.00 Denver and west) postpaid. *Descriptive folder on request.*

GROW BEAUTIFUL ROSES
Spray with KIX

THE COMBINED INSECTICIDE-FUNGICIDE

KIX has given satisfactory service for years to exacting Rose growers. It's a complete and convenient treatment for Roses, Shrubs and Garden Plants in ONE easy-to-apply spray. Half Pint, enough for 30 Rose Bushes, $1.00; at Dealer's or direct from us.

HAMMOND Paint & Chemical Co.
10 Ferry St. Beacon, N. Y.

PRATT & LAMBERT PAINT
MADE BY THE MAKERS OF
"61" QUICK DRYING Floor Varnish

PRATT & LAMBERT-INC. • NEW YORK • BUFFALO • CHICAGO • FORT ERIE, ONTARIO

floods of rain, to keep up the spraying schedule I had set myself between deluges. About fifty plants in the north half of the plot had died by drowning by the end of that very wet summer, but not one in the south section.

How they shot up! By June 15th I was staking them, by July 4th they were in bloom, about three spires to a plant. I learned that the Belladonnas were the earliest, their graceful blue-turquoise sprays blossoming in time to blend with the pink rambler roses on the house. Then came the whites, the light blues followed, then the lavender hybrids, and lastly the deep blues. By the end of July they were all blooming together, thousands of blue and white delphiniums!

My neighbors and new friends in the countryside were dropping in to admire and exclaim, particularly at the whites and lavenders, which were new to them. Requests for plants for the next season were put forward tentatively. What did I do to make them grow so perfectly, was the usual question. The answer is four-sided:

First, the seeds were "quality"; second, their start in life in the greenhouse was ideal; third, the summer was a rainy one (a good break, providing the drainage is good); and fourth, I sprayed and hoed and fertilized, then staked and cut. Flowers, like people, thrive best when well cared for. From them came sales of plants, sales of cut flowers to near-by florists, armloads for frequent week-end guests to take back to the city, sprays for admiring friends and neighbors, and still the plot was a waving sea of blue and white. After six weeks of constant bloom, the seeds were suddenly ripe. I classified millions in small envelopes. Then came days of cutting back the stalks to five inches, a forlorn ending to all those weeks of gorgeous beauty.

The dates of the Morris County Fair that year were set for September 8th, 9th, and 10th. I watched the new growth of the second crop anxiously, for the praise of my friends encouraged me to enter my delphiniums for ribbons at the Fair —that is, if the second crop would hurry along and bloom. Some plants were stronger than others, some had been cut earlier; it was on these that I depended to speed up some handsome spires for the occasion. By September 1st the Belladonnas were again in bloom; by the 9th, a few Wrexhams, whites and hybrids. They were enough, for they brought in a first, a second, and a third prize, believe it or not!

In the first year the average number of stalks to a plant was three; in the second, there were six to eight stalks; in the third, 1940, ten to eighteen—about 12,000 spires! In the next spring, 1941, the number was restricted to six so as to conserve the vitality of the plants. The culture of delphiniums quick-

HEAD OFF TREE PERIL NOW!
PROTECT THE DANGER LINE NOW!

A scourge of crawling insects is due—leaf-eating, killing creatures that crawl up tree trunks, lay eggs by millions. DESTROY your trees day and night! GET them—before they can lay eggs! Use easily-applied Tree Tanglefoot banding on tree trunks! Lasting! Effective! BUT—*ACT NOW*—before they crawl! Enlist Garden Clubs, P.T.A., Civic Councils, Park Boards, in this patriotic Save-Our-Food-and-Shade-Trees campaign! Buy at hardware, department, drug, seed stores. WRITE for FREE informative booklet! The Tanglefoot Company, 750 Hemlock St., S.W., Grand Rapids, Michigan.

Tanglefoot Insect Control

ACME SCIENTIFIC ROSE SPRAY

Grow beautiful roses and other flowers with the Acme System of Spray Treatment combining 3 necessary elements (packed separately) to solve the entire spraying problem. NO other sprays needed. Combats both insects and blight.

AT YOUR GARDEN SUPPLY STORE

ACME WHITE LEAD AND COLOR WORKS, DETROIT, MICH.

BASEMENT DAMP?

SOLVAY AIR-DRYETTE, JR.* and SOLVAY CALCIUM CHLORIDE

... Ends dampness condensation, mold, rusting, in game rooms, closets, vaults, dark rooms, work shops. Thousands in use. Small, compact, inexpensive. Sold only with Solvay Calcium Chloride. Send for descriptive literature and the name of your nearest dealer.

SOLVAY SALES CORPORATION
Dept. 140, 40 Rector Street, New York, N. Y.
*PATENT PENDING

GOVE'S GLADIOLUS BOOK

Newest breath-taking blooms . . . new forms, new colors! 200 of world's finest varieties, including my exclusive PALMER strain. 68 pages, illustrated. Send for full details of

Special $1.25, $2 and $3 Offers

(with complete culture guide) made bigger and more selective than ever for 1942. Many high-priced varieties now included in these low-cost, Gove Specials. Many new introductions never before offered are included this year. Have gorgeous Glad Blooms.

CHAMPLAIN VIEW GARDENS
Elmer Gove, Box K-13, Burlington, Vt.

WHEN YOU CHANGE ADDRESS—Be sure to notify the subscription Dept. of THE AMERICAN HOME at 251 Fourth Ave., N. Y. C., giving the old as well as the new address, and do this at least four weeks in advance. The Post Office Department does not forward magazines unless you pay additional postage.

GROW BETTER ROSES

TRI-OGEN, the combination spray, helps you grow better roses. Controls blackspot and mildew; kills many insect pests. Economical, easy to apply — just mix with water and spray. Buy at garden supply stores. Write for *free bulletin* on Rose Culture.

Rose Mfg. Co., 22 Ogen Bldg., Beacon, N. Y.

TRI-OGEN
ROSE GARDEN SPRAY TREATMENT

ly becomes a simple routine. A cure-all spray for insects and fungous diseases is Bordeaux mixture, into which I put a few tablespoonfuls of nicotine extract stirred into the standard Bordeaux quantity of one pound of powder to five gallons of water. Dusting the plants with sulphur prevents mildew to some extent, but not as thoroughly as one could wish. The first flowers in early summer are always free from mildew, but the second growth is often attacked seriously, particularly in the case of the Belladonnas.

For food I give them a home-made liquid fertilizer every two weeks during the summer. Here are the formula and the method of using it: Place a 50-pound burlap bag filled with chicken manure into a 50-gallon drum of water. Allow it to stand for two weeks, then add three pounds of nitrate of soda. Allow it to stand for one week. This is a concentrated solution and is made ready for use as follows:

Pour one quart of the concentrate into a three-gallon sprinkling can, fill with water, and stir well. Sprinkle on the ground over the root area—*not* on the plant or crown, as the stuff is strong enough to burn foliage and flowers. After all the water in the drum is used, the old manure in the bag may be used as a top-dressing on the delphiniums or other plants. In very wet weather the plants get bone-meal instead of liquid manure. Also, I use tobacco sweepings as a summer mulch, weed-preventive, and general bug discourager.

The other hard job (other than spraying, feeding, and cultivating) is staking and tying. Six-foot bamboo stakes are necessary, as many spires reach well over six feet. Sometimes five or six are needed for one plant. Unless delphiniums are thoroughly staked and tied, the first summer storm will lay them low and snap off their heavy heads. Staking must be done twice in summer—in June and August. The second crop, although not so prolific as the first, is a joy to see and to cut until the killing frosts of November end the display.

The last real work of the year (after cutting all stalks down to the ground and burning them) is covering the plants for the winter. To do this, you must have a coal-burning furnace, or your neighbor must. In December, after a hard freeze, place a good dustpanful of coal ashes over each plant to prevent frost-heaving, rabbit-nibbling, and snail-habitation. This is the end of the delphinium year; you now have a four-month wait before you can expect to see delicate leaves poking through heavy overcoats of ashes. As you marvel at that miracle, that first warm April day, the cheerless ashy rows disappear and you see yourself standing among the blossom spires in the midst of another summer of exciting activity—and blue, white-flecked heaven!

"DURING TIMES LIKE THESE, THAT HOME HEATING IS BEST WHICH DOES ITS JOB MOST EFFICIENTLY, MOST ECONOMICALLY, WITH MINIMUM DEMANDS ON THE TIME AND ENERGY OF THOSE IT SERVES AND PROTECTS."

Healthful home heating—considerate of time and energy—is important in an America at War. Helping you heat your home in such a manner is the Oil-O-Matic dealer's most important job today. For the answer to any heating problem, *all* heating problems, see the man who displays the official Oil-O-Matic trademark. Because Oil-O-Matic builds both a Lo-Pressure and Hi-Pressure line, its dealers are thoroughly familiar with *both* types of oil burners commonly used. Take advantage of this unusual ability and knowledge. Whatever make of oil burner you now own, have it checked by your local Oil-O-Matic dealer.

In those areas where the petroleum industry has felt the bite of War, OIL-O-MATIC endorses the sale of its products to replace inefficient, fuel-wasting oil heating equipment.

Where Oil stocks are ample to meet both War and Civilian needs, OIL-O-MATIC recommends the sale of its efficient fuel-saving units as a major contribution to fuel-saving in a war time economy.

LOOK FOR THIS TRADEMARK

WILLIAMS OIL-O-MATIC HEATING

OIL BURNERS • OIL-FIRED BOILERS
WINTER AIR CONDITIONERS
FUEL OIL BURNING WATER HEATERS



Model K-3

Let's WIN THE WAR

Oil-O-Matic is daily producing vital war materiel. Oil-O-Matic will make all the oil burners and parts needed so long as materials are available and their use does not interfere with America's Total Victory Program.

WILLIAMS OIL-O-MATIC HEATING CORPORATION
BLOOMINGTON, ILLINOIS

If you are interested in home heating that saves time, health and energy—
Fill In and Mail This Coupon A. H.

Name_____

Address_____

City_____ State_____

Manufacturers of
OIL-O-MATIC • ICE-O-MATIC
AIR-O-MATIC

Looking back over the whole experience today, I realize that the "must's" for growing distinctive delphiniums boil down to just about seven: Good drainage, frequent sprays, liquid feeding, morning sunshine, thorough staking, constant cultivation, ash covering in winter. If you attend to these, the plants will attend to rewarding you with almost unbelievable loveliness for many years to come.

Herbs at your Doorstep

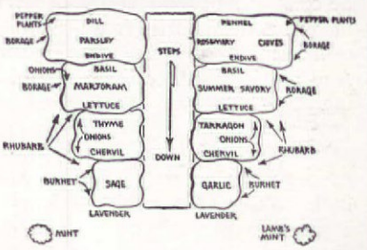

FUN, food, and flavors—that's what the little 12′ x 12′ herb garden by our rear terrace has meant to us since I started it here in Kansas a year ago. And because I'm definitely an inexperienced gardener, it's clear that just about anybody else can do at least as well on an equally small plot.

My whole investment came to less than five dollars, including the plants I bought and those which were raised from seed. The necessary weeding is so easy, and the weekly watering so simple, that from the very start I've been able to do the whole thing myself.

And what salads and flavorings and herb vinegars it yields! Really, they're so amazing that this year many of my friends are going to follow suit with similar pocket-size gardens.—**HAZEL R. MILLER**

PROVED FOR 20 YEARS ON CHAMPIONSHIP GOLF COURSES OF AMERICA!

Whenever you see a power mower doing a beautiful job on fairway or green, it's probably a Toro. Since 1922, thousands of golf courses have relied on Toro mowers to keep their grass perfectly cut for championship play. No matter what size lawn you own, Toro can fit your needs with a long-lived, economical power mower—built to the same high standard that has made Toro the first choice for America's golf courses.

TORO POWER MOWERS For Every Lawn



The HOMELAWN $83 F.O.B. MPLS.

Quick starting 4-cycle engine—light, strong, pressed steel construction—easy to handle, great on terraces—self sharpening—does a beautiful job of cutting.



The STARLAWN $188 F.O.B. MPLS.

Built in three sizes for larger lawns—easy to handle around shrubs, trees, flower beds—quick starting 4-cycle engine—durable steel construction—thousands in use by estates, institutions.



The PROFESSIONAL $665 F.O.B. MPLS.

Operator rides as triple mowers cut 76-inch swath—mows 20 acres a day—flexible, fast—America's No. 1 power mower for large industrial, institutional and estate lawns.

FREE CATALOG! WRITE:
TORO MANUFACTURING CORPORATION
MINNEAPOLIS, MINNESOTA

SAVE SUGAR by using MOLASSES

NO SUGAR NEEDED in this BRER RABBIT gingerbread

½ cup melted shortening
1¼ cups Brer Rabbit Molasses
1 egg, beaten
2½ cups sifted flour
1½ teaspoons soda
1 teaspoon cinnamon
1 teaspoon ginger
½ teaspoon cloves
½ teaspoon salt
¾ cup hot water

Mix shortening and molasses; add egg. Stir until blended. Mix and sift dry ingredients; add alternately with hot water. Bake in well-greased 9 x 9 x 2 pan in mod. oven (350° F.) 45 minutes. Yields 16 portions.

NO SUGAR NEEDED in these tasty BRER RABBIT cookies

¾ cup melted shortening
1 cup Brer Rabbit Molasses
2 eggs, beaten
2¼ cups sifted flour
4 teaspoons baking powder
¼ teaspoon salt
1 teaspoon cinnamon
½ teaspoon ginger
½ cup milk
½ teaspoon soda
½ teaspoon lemon extract
1 cup raisins, chopped

Mix shortening and molasses. Add eggs and stir until blended. Sift together dry ingredients and add to first mixture alternately with the milk, in which the soda has been dissolved. Add lemon extract and raisins. Drop by teaspoons on greased baking sheet. Bake in hot oven (425° F.) 8 to 10 minutes. Makes 4 to 5 dozen cookies.

NO SUGAR NEEDED when you use delicious BRER RABBIT Molasses as the sweetening

for cereal, stewed fruits, grapefruit, baked apples, baked ham, and candied sweet potatoes.

• • •

Scientific tests have shown Brer Rabbit Molasses is second only to liver as a rich food source of available iron!

Brer Rabbit Molasses comes in *two flavors* to meet taste preferences: Green Label, dark and full-flavored; Gold Label, light and mild-flavored.

SUGAR-SAVING RECIPES *FREE!*

Penick & Ford, Ltd., Inc., New Orleans, La., Dept. AF-052

Please send me—*free*—Brer Rabbit's special new collection of sugar-saving recipes. Also "Modern Recipes for Modern Living," containing 116 recipes.

Name_____
(Print name and address)

Street_____

City State

LIKE most good things, saving begins in THE AMERICAN HOME, which we've stripped for really offensive action on the home front. And there's no place like THE AMERICAN HOME service booklets when it comes to getting good, solid, down-to-earth advice about running a home.

If there's a wedding in the offing, our Bride's Book will remind you of several important angles, angles which you might otherwise overlook in all the excitement. Or if you've graduated to the furniture-buying phase, remember that sound slumber is one of the foremost ingredients of a happy home, and a bed is probably the most important single item. Let our Mattress Booklet point out things to look for when you go poking around in the bedding department.

Every day in every way you'll get healthier and healthier, if you keep our Vitamin Parade Booklet within reach of your market list. With proper nutrition a national goal, there are vital facts that should be considered before you plan your menus, and this little treasure trove of information will supply you well. And as air raids become a disturbing possibility even in this country, you should take precautions to minimize the dangers to your own property and family. Our newest little volume, Protect Your Home, explains in detail the methods which have proven most satisfactory.

Your Check List √

- ☐ Bride's Book (#101) 5c
- ☐ Protect Your Home (#126).. 6c
- ☐ Mattress Booklet (#113).... 6c
- ☐ Nutrition-Vitamin Booklet (#103) 6c
- ☐ Shrewder Buying of Staples (#104) 6c
- ☐ Shrewder Buying of Canned Goods (#105) 6c
- ☐ Shrewder Buying of Meats (#106) 6c
- ☐ Shrewder Buying of Fresh Fruits and Vegetables (#128) 6c
- ☐ Kitchen Kettle Booklet (#122) 6c
- ☐ Party Beauty Tips (#125)... 3c
- ☐ Daily Dozen About The House (#111) 3c

Send stamps and please order by number and title from

THE AMERICAN HOME
251 Fourth Avenue, N. Y. C.

Attractive hair
FOR LESS THAN A PENNY!

Lovely hair is one of the priceless advantages you can help give your child. And it's so inexpensive to shampoo regularly with Packers Tar Soap!

Shampoos with Packers average less than a penny—about one-fourth the cost of bottled shampoos! And no soap is more reliable . . . for your children's hair or your *own*. Packers has been a favorite with careful mothers for 72 years!

Its rich pine-cone color . . . its pine-woods scent . . . its snow-white lather that cleanses so gently and rinses so easily . . . are so effective and pleasant! Get a 25¢ or 10¢ cake, today!

Shampoo with
PACKERS TAR SOAP

Nutrition

WHEN the factory whistle blows, or the school bell rings for lunch time, when the first warm picnic day of May comes along, the contents of your lunch box or picnic basket are very much on your mind. Maybe you're fearful lest they will consist of just another "ham on rye" with a pickle tossed in, or, if the packer of the lunch knew what she was about, maybe you can hardly wait to see what miracle of lunch packing has been wrought. *That's* the way it should be! As well as being good to look at, the lunch box should furnish a third of the day's nutrition requirements. If you're one who thinks that nutrition and the lunch box have nothing in common, get over it right now. After all, it's one of the three meals a day.

Let's consider the lunch for school youngsters. Five days a week it's your job to think up something different, but still nutritious. If you are a thoughtful mother, you'll remember that lunches are eaten in the company of classmates, and you'll do your best to pack not only a nutritious meal, but an attractive one. Kids are sensitive about such things; they haven't changed much since *your* school days in that respect. Many is the lunch box that has gone untouched into the ashcan, and its owner to the corner store to spend the precious allowance on a hot dog and a banana split, just because she or he *couldn't* swallow another dry sandwich that had been casually tossed into a shoe box, with only the doubtful interest of the mysterious serial number XXV567 to recommend it. Surveys show that the 1942 school child's lunch, eaten at school, is principally hot dogs, soft drinks, and ice cream. And here we've been glibly talking about vitamins and proteins for years!

Food and nutrition knowledge has remained academic too long, but times are changing. We're learning that food swallowed but not enjoyed won't create a radiantly healthy individual, and thereby hangs a large part of our tale.

Any mother who has resolved to improve her brood's nutrition, and what mother hasn't, might write this memo to herself when she plans the lunches for the coming week: "Remember to pack color in my offspring's lunch box." True, your

Goes to SCHOOL ... WORK ... PICNICS

Surveys show that the 1942 school lunch consists principally of hot dogs, soft drinks, ice cream —a shocking commentary on our job as protectors of our children's health. Every lunch box worthy of the name should contain one third of the daily nutrition requirements, plus color and variety

Two luncheon boxes from Lewis & Conger, N. Y.

• school child's box luncheon

• defense worker's box luncheon

• picnic box luncheon

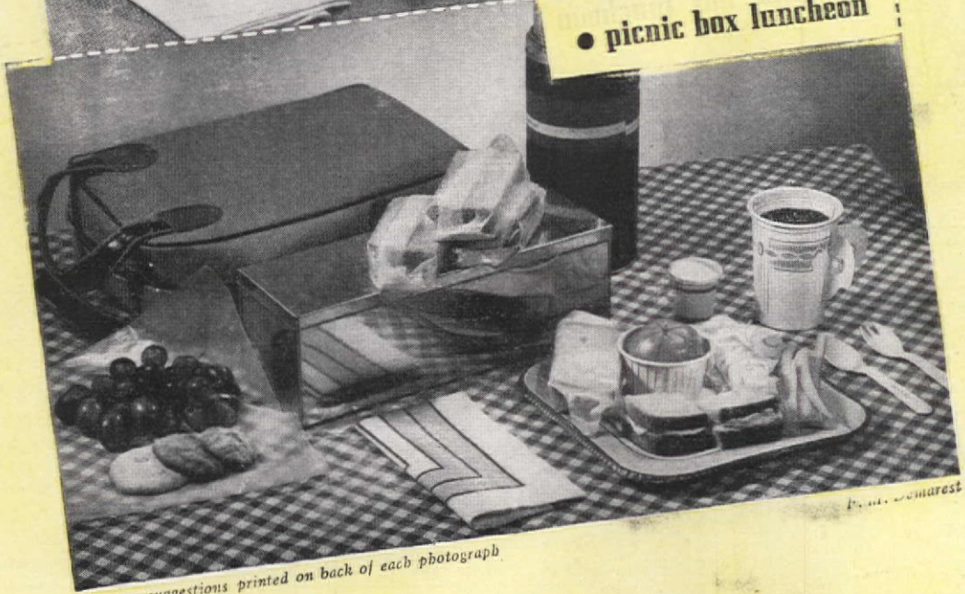

Menu or suggestions printed on back of each photograph

Sally and Jim don't eat color, but they will eat food *because* of it, quite instinctively.

For instance, they may ignore cornstarch pudding in white dishes, but in cool green dishes it's another story. Vegetable soups blushing with tomato red step right into popularity. With the exception of milk, potatoes, and ice cream, children ignore anything white. A sure-fire hit is marble cake with strawberry jam added to the batter to make a zig-zag cake of red and white. Kids go for pink icing and chocolate is always a favorite. They like red, yellow, and orange color, but not pastel "baby" shades, and fortunately most vitamin and mineral-rich fruit and vegetables are colorful.

How can you include color in Sally's school lunch box? Not just with sandwiches, that's plain. If you make the noon-time meal more varied, you can ring in lots of color in salads and desserts, gay in themselves, but even more so if they are packed in colorful paper cups and containers. For instance, the orange of raw, shredded carrots, bursting with nutritious elements, and the cool green of lettuce would certainly look good enough to eat in a cream-colored container, such as soda fountains and delicatessens use. They come in bright colors, too, at dime and stationery stores. There's no reason in the world why you can't bake bran muffins or cup cakes in brilliantly colored paper baking cups, or put them in same after you've taken them from the oven. And that muffin or cup cake will be eaten, where one wadded up in oiled paper might be tossed away. There are tricks with icing that are taste teasers, too. And for what sandwiches you do tuck into the lunch box, use some of the same spreads you used in your bridge party sandwiches. There's something psychological about sharing things with grown-ups.

Save the shells of tomatoes, oranges, and grapefruit and fill them with fruit or chopped vegetables. Fitted securely in squat paper containers with lids, they can be carried without mishap. If your child isn't fond of cole slaw, try this exciting and nutritious way of serving it. Cut in half and scoop out the sections of a navel orange, remove the fiber from the sections and mix with cole slaw and raisins, moistened with a little orange juice. Pile the mixture into the orange shell and pop it into a container. Maybe you

Amazing Professional Mothproofing Method now available for home use

NO ODOR - NO WRAPPING - NO STORING AWAY

Just a few minutes spraying with LARVEX—and Mrs. Neal has saved her husband's new suit from moth holes *for a whole year.*

WHY? Moths will actually starve to death before they will eat LARVEXED clothes, sofas or rugs!

This is the professional mothproofing method used by leading woolen mills, laundries and dry cleaners.

And, LARVEX is inexpensive—only 79¢ per pint, $1.19 per quart. Dry-cleaning won't impair its year-long protection. Use LARVEX *—be safe!*

➡ *LARVEX IS DIFFERENT*

QUICK! A few minutes with LARVEX will mothproof a woman's coat for 12 months!

. . . CHEAP! Just *one* LARVEXING will mothproof this $89 upholstered chair *for a year!*

SURE! See this spectacular display at your Larvex dealer's. A covered dish showing treated and untreated cloth with live moth worms. Proof right before your eyes that moth worms will not eat Larvexed fabrics!

At all Drug and Dept. Stores
Larvex, New Brunswick, N. J.

ONE SPRAYING MOTHPROOFS FOR A WHOLE YEAR..

LARVEX

Registered Trade Mark

think your Sally won't be proud when she reveals this wonderful looking, and incidentally, so nutritious, object to the gaze of her lunch mates! And we're willing to bet that Sally's friend Jane will announce to her mother when she gets home that she wants the same thing Sally's mother fixed for her. That's one way not only of feeding your own child properly, but of spreading the gospel of nutrition in your community.

For the man who trudges to work every day and must depend on the lunch he carries for his mid-work meal, follow the same rules for attractive lunches. He'll appreciate the thought and his morale will go up a hundred per cent if he opens a lunch that has eye as well as stomach appeal. Sandwiches, fat with a good substantial filling, but not the slithery, soupy variety will be much appreciated, especially if they're cut in quarters, not just in half or left whole. Roll up lettuce separately, spear it with a toothpick and send along a container of salad dressing that he can dunk his lettuce in.

ON GUARD THE HOME FRONT
COOPERATING FOR VICTORY

• school child's box luncheon

Sandwiches:
Cream cheese, jam, and raisins on whole wheat bread
Peanut butter and chopped bacon on enriched white bread
Peanut butter and ground dried fruits on enriched white bread
Double deckers with cream cheese and ham, cut in triangles and held together with toothpicks topped with an olive or a tiny pickle
Egg salad on cracked wheat bread

Salads:
Cole slaw with apples and raisins
Carrot sticks wrapped in a lettuce leaf, with a tiny container of mayonnaise handy for dunking
Apple and celery salad
Fruit salad
} For fruits that turn dark when cut, marinate in pineapple juice before mixing salad

Desserts:
All fruits in season
Baked fruit custard in a covered container
Fruit cup in a jelly glass
Cookies
Fruit candy

For the thermos bottle:
Milk
Hot chocolate
Banana eggnog—mash 1 banana, add a beaten egg and 1 cup milk

Suggested by THE AMERICAN HOME

• defense worker's box luncheon

Hot foods:
Chili con carni
Soups
Chowders
} May be purchased or carried in thermos bottle

Salads:
Potato salad
Kidney bean salad
Cole slaw with carrots and salted peanuts
Deviled eggs
Whole tomato, cut in sections
Carrot sticks, celery curls

Beverages:
Tea
Coffee
Cocoa
} May be served hot or cold

Sandwiches:
Any left-over sliced meat, as chicken, pork, meat loaf, pot roast, corned beef, etc.
Ham with mustard relish
Cheese—as cheddar, American, Swiss, cream, or cottage. May be served plain or soft cheeses may be combined with jelly, nuts, raisins, or apple butter

Desserts:
Fresh fruit in season
Baked apples
Apple sauce
Apple pie
Cookies
Cake

Milk
Tomato juice
Fruit juices
} Served cold

Suggested by THE AMERICAN HOME

• picnic box luncheon

FOR elegance in picnics, have oodles of golden fried chicken, buttered rolls, potato salad or cole slaw, pickles, fresh fruit, cake or pie. Or if you like cooking right on the spot, bring the makings for *kabobs, *barbecued steaks or *grilled hamburgers and prepare these while corn in husks and potatoes are roasting in the embers of the campfire.

Riskabobs are good, too—made by placing cubes of tenderloin, slices of onion and tomatoes on a sturdy twig whittled to a point. Then rotate slowly over the coals until done just the way you like them. Pop into a buttered roll and eat at once. Top this all off by roasting on a stick big juicy apples—cored and filled with marshmallows or wedges of fresh pineapple. Let everyone fix his own picnic fare and the outing will be a huge success.

Suggested by THE AMERICAN HOME

From The American Home Basic file

Photograph printed on back of each menu

NEW AND TIMELY

IDEAS FOR TODAY'S LIVING

In this FREE BOOK!

Living is different today for all of us. That means new problems in home planning, whether the home is one you now live in or whether it is a new, small defense home. That's why you'll want the new FREE book, "Open House"—crammed with usable, timely ideas. For instance:

MORE PRIVACY FOR SMALL HOMES

Small homes can have more privacy—added quiet—with well-placed, easy-to-hang doors of Ponderosa Pine. Such doors enable you to save fuel by shutting off unused rooms. Doors of Ponderosa Pine are stock items at your lumber dealer's—and the cost is always low.

MORE ROOM FOR ROOMS

If a growing family doesn't make living quarters cramped in your present home, you can still rent that extra space. Ponderosa Pine is a builder's standard word for doors, frames, windows. There are whole sections of "Open House" showing how to create new rooms in attic or basement—how to get more closet space—write Ponderosa Pine Woodwork.

32 pages

OF PICTURES

—to help you plan better and live better under today's conditions. Send for your free copy of the NEW "Open House." Ask your lumber dealer for a copy or mail the coupon today.

PONDEROSA PINE WOODWORK
Dept. XA-5, 111 W. Washington St.
Chicago, Illinois

Please send me a *free* copy of "Open House."

Name.....

Address.....

City.....*State*.....

Ponderosa Pine
WOODWORK

Hot, thick soups taste just as good poured out of a thermos as does coffee, and they are plenty nourishing. Tempt him with lentil soup, chowder, or even a thin type of stew. On cold days, pack hot milk drinks, and for warm weather he'll love you if you give him fruit juice.

For defense workers who eat during their rest periods in their eight-hour day—sometimes two or three times during the shift—provide food in their lunch boxes that can be eaten quickly and easily, but is nutritious. Give them lettuce rolls, for instance, to eat with a ground meat sandwich, a container of cole slaw to accompany the second or third snack. You can make puddings right in the paper containers, a welcome dessert change.

If the defense factory has rules about carrying metal containers, pack the lunch in paper bags or boxes, but line each one with waxed paper for added protection. For the man who works out of doors and has to carry a lunch, you can make a padded lunch box that will hold containers of hot food. It's quite simple to do. Use crushed newspaper, straw, or cloth for the padding, hold it in place with oilcloth. Fashion the padding to fit special covered dishes that will carry such things as hot stews, chili con carne, macaroni and cheese, and baked beans, guaranteed to stick to ribs.

School children aren't the only ones who throw unattractive lunches into ash cans and go foraging for what likely is un-nutritious food at the store or roadside stand. The same man whom you send off to work in the morning, with a lunch box under his arm, will do the same trick if he gets soggy, unattractive packages of food. And he can't be blamed. It's your job to see that he gets what he needs in this one meal, of his three, that he must eat away from home. Eating the right kind of food will not only make him a better, healthier individual, it will make him a better, more vital worker, which this country needs right now as it never has before.

Even in this war-worried world, spring is going to come, just as it always has, and there will be time now and then to satisfy the yen to pack up a picnic lunch and get out of doors. Maybe it will just be in your own back yard, or within easy walking distance now that tires and gasoline are being saved, but you can still picnic. Putting nutrition into the hamper doesn't crowd out any of the enjoyment either.

Bread or rolls are part of the standard food equipment for picnics, then if you add the aforementioned lettuce rolls, with carrots or tomatoes wrapped up in them, and a dunking dish of salad dressing, you've provided the family with some of their vegetables for that meal. Cubes of meat, arranged on a skewer for roasting over an open fire, make a welcome addition to any outdoor feast, you'll see.

PAINT PROTECTS AMERICA

. . . GUM TURPENTINE PROTECTS THE PAINT

(at less than 2% of the Total Cost of the Paint Job)

PRESERVATION is the watchword for America today. Now we must save and conserve everything we possess. The best, most economical way to protect and beautify your home and property is to keep it well painted.

So we say, PAINT NOW AND SAVE! Be sure to specify high quality paint and *Gum Turpentine*—for Gum Turpentine protects the paint, insures a satisfactory, long-lasting, beautiful paint job . . . *at a tiny fraction of the cost of the job* (less than 2%).

Unlike substitutes which evaporate completely, Gum Turpentine *contributes to the paint film.* Gum Turpentine is foolproof. It is the original paint thinner with a record for reliability that extends back hundreds of years. No substitute can claim this record! No substitute can equal Pure Gum Spirits of Turpentine.

Follow the advice of reliable Painting Contractors. *9 out of 10 Painting Contractors prefer Gum Turpentine.* Use Gum Turpentine or specify it for every paint job.

Gum Turpentine costs so little . . . why take chances with substitutes?

Like many other materials, Gum Turpentine is apt to become scarcer. Don't buy more than your needs, but Buy Now! Look for the AT-FA Seal of Approval, your assurance of the genuine, dehydrated, Pure Gum Spirits of Turpentine.

AMERICAN TURPENTINE FARMERS ASSOCIATION COOPERATIVE

General Offices, Valdosta, Ga.



Kleinert; photo by A. F.

The Hall Co.
Century Studios photo

OF COURSE it would be a fine thing if you just happened to have six nifty wool suits, plenty of shoes, and a neat stock of all other personal belongings. But the chances are you have just an average wardrobe of what you feel you really need to make a presentable appearance. So the most valuable thing you can have right now is the knowledge of how to take care of what you have *plus* the will power to do exactly that, every single day in the week. This is no time to be negligent, to decide that next week you'll get the runover heels fixed and the wool skirt cleaned and coaxed back into shape. Instead, look over and do what needs to be done to your shoes every night; check for loose buttons or rips, and brush and hang up your dress or suit the minute you take it off. Then, if you're the smart girl we think you are, you'll go a step farther and take a hand at remodeling or fixing up anything that's out of style or worn in spots—if there's any good material left it's up to you to make something of it.

Well, come along now and start at the top of this page where our collection of ideas and helpful "upkeep items" begins—with a shower cap! Its purpose is obvious, for you have neither time nor money to have your hair set twice a week, but nevertheless you must look well turned out. This cap works on the shirred principle, thereby providing both a tight band about the head and plenty of room so it doesn't smother the waves or ringlets. It's very easy to get in and out of, too.

Below it is a shoe-shine box that eliminates the back-bending part of keeping shoes as trim as the day you bought them. Inside it holds the essential polishes, brushes, and such, and on top is a comfortable shoe

It's the upkeep that counts

Old dress plus new ruffles equals a pretty pinafore



Cut discs from old leather purse, string on a narrow ribbon to make sports belt

Sketches by Yvonne Norton

Yarn fringe trims up "tired" purse & gloves

ON GUARD
THE HOME FRONT
COOPERATING for VICTORY

Don't spare the brush - your woolens love it, moths hate it!

Pro-phy-lac-tic

Two photographs by Newspictures, courtesy Cleanliness Bureau



A good sweater is something to pamper. Wash it gently, dry in correct shape

From Lewis & Conger, N. Y.



Shoes are valuable - keep them up out of floor dust

Knape & Vogt

Carbona, Lexol, Shinola

Cleaning supplies at hand assure First Aid

Arrid, Kleinert

Perspiration weakens as well as discolors!

Plastic hanger from Lewis & Conger

Hang up clothes at once - only way to keep in shape



Make a neat "sewing board"

support so you can stand up straight and do the polishing via a long cloth. This is a very good way, too, to encourage dad and the young fry to look after their own shoes instead of waiting for mama to do the job at the end of every week.

As for bright new ideas made out of last year's now slightly tired wardrobe, cast a glance at the little sketches shown just below the title. These are some from the Kleinert Rubber Company, part of their "waste warden" movement to help you live well on less, not just grimly go without while you're doing your best to conserve on everything. The pretty little pinafore is something you can run up out of the old cotton dirndl, or whatever, that saw its good days a year or two ago. You have only to cut off the sleeves and part of the back, edge with crisp new white ruffles, and make a sash by piecing together bits of what you've cut off. If you still have some material left over, we suggest hemming a square, thereby making a bright matching bandana to wear while gardening or housecleaning, to look pretty and keep the hair in shape. Next suggestion is for the old fabric pocketbook, which no doubt was "slip covered" in white cotton. Take bright-colored yarn (might be the unravelled sleeve of a sweater with a big hole at the elbow, now being remodeled into a sleeveless number) and stitch it along the top of the purse cover, leave in loops or cut through them, making a kind of fringe. Other left-over yarn can be used on cotton gloves to match—just stitch along the little finger and outside edge to cuff. Finally, if you have a leather purse whose lining is worn so terribly you don't think it worth repairing, make a snappy looking sport belt from it. Simply cut circles out of the leather, and string them on heavy grosgrain ribbon or lace them together. There you are, all ready to put a dress underneath it with no more ado!

Next we show a brusher-upper to keep your tweeds and wools in first-rate condition, this one known as the "tweed whisker" brush. It looks vaguely like a comb, but where the teeth would have been are firm black Nylon bristles. And we're pleased to report that it's so flat you could tuck it in your purse—fine to pack if you're going to be someone's guest for the week end, or to keep in your desk drawer if you have a regular job. Remember that you can do your wools few greater favors than a good stiff brushing, which also happens to be a very efficient enemy of the moths, dust, and so forth.

Sweaters, of course, are things to be pampered and given the greatest care. You know that they should be washed frequently, in luke-warm water and with very mild soap flakes—and a gentle squeezing kind of motion, with no pulling and twisting. Immediately after which they are to be dried on a regulation sweater dryer or, lacking that, draw an outline of the sweater before you dunk it, then dry it flat on a heavy absorbent bath towel to the same shape and size as the drawn outline. Perhaps you've known that all your life, but this is the time to be sure to carry it out to the letter, and frequently enough so the dust never gets a head start on working its way into the delicate fibers.

If you keep your shoes on a proper rack, hung on a closet wall or door up out of the floor dust, you have a fine start on keeping them in good, wearable condition for a long time. Then, of course, you must keep them properly polished or brushed, see that they are aired out after each wearing, and visit your cobbler often enough so the heels won't get run over or the soles worn down to a small round hole. But that's not all, as you see by the following shoe suggestions sent in by Mrs. Smith Owen. She saves wear and tear by changing from best to second-best shoes when she's around the house by herself, and also brings up the point that a lot of unnecessary scuffing and running over of heels may go on right while you're sitting at the bridge table in agonized hope that your partner doesn't try the finesse you know won't work. Also, do wear rubbers so you don't get precious leather soaking wet, and do keep trees in your shoes; don't step on lighted cigarette butts and don't put your feet near radiators or open fires when shoes are damp.

Some of the things that belong in your repair kit or upkeep shelf or whatever you call it are shown in the next little photograph, lower left-hand corner of page 84. A good cleaning fluid, for example, if used in time, may save the appearance of a dress or suit, to say nothing of saving on your dry cleaning bill. A leather conditioner, or a saddle soap, certainly is a necessary item, and for white shoes of course you need your favorite whitener or cleaner. Add to these, brushes for suedes and so forth—and use them regularly, with proper vigor.

Personal daintiness just happens to be something that's every bit as important to the long life of your clothes as it is to your personal desirability, don't forget that. What perspiration can do to your clothes in the way of discoloring and wearing down the fabric is something we hope you haven't learned by grim experience, but rather have just had enough imagination and sense to take the words of those who know. Anyway, it is a simple and absolute *must* that you follow one of two courses: an anti-perspirant that really does a job of complete pre-

Today—Permanently Washable SANITAS amazes everyone with its new beauty and decorator-styled colors! (Above) Normandy Plaid. (Below) Blended Stripe.

That's the one most expressive word to describe the *exceptional washing and wearing qualities* which three generations of Americans have praised. For 40 years SANITAS the original permanently washable FABRIC Wall Covering has been delivering abundant satisfaction to thousands. These well-pleased SANITAS users *first* did what you are being urged to do. *They investigated* the amazing qualities of SANITAS. Then they decided wisely to do their decorating with the fabric wall covering that offered so many extra advantages.

Triple Benefits PLUS BEAUTY

1. PERMANENTLY WASHABLE—EASY TO KEEP CLEAN
A damp cloth quickly removes smudges and spatters from stainproof SANITAS. Seasonal washing with mild, neutral soap (Ivory Flakes, etc.) renews original freshness.

2. STRENGTHENS WALLS AND CEILINGS
The sturdy FABRIC FOUNDATION reinforces plaster, thus preventing cracks. Old patched surfaces are made to appear smooth.

3. LASTING SATISFACTION AND ECONOMY
The long-life of SANITAS puts redecorating-time just as far into the future as you desire.

Before you decorate any room—ask your decorator or wall covering dealer to show you his 1942 SANITAS STYLE BOOK. SANITAS is a permanent investment in good living. Select SANITAS because . . . *Its Beauty Lasts!*

Sanitas FREE LITERATURE
FABRIC WALL COVERINGS

Standard Coated Products Corporation 5-42-A
40 Worth Street, New York.

Send "Decorator-Styled Room Settings" and samples of SANITAS Fabric Wall Covering.

Name .....
Address .....
City ..... *State* .....

Look who's talking now!

NO—DON'T LOOK OUR WAY! This time it isn't us that's telling you news about Modess. This time it's 12,000 women who are talking and telling what *they* discovered. So . . .

TURN YOUR HEAD and listen! Recently, 12,000 women compared their regular napkin with Modess in a nationwide test.* "Modess is softer!" voted 3 out of every 4. Now it's *your* turn to wonder. Have you been missing out on extra comfort? Well, find out! Go on . . .

AND SCURRY OFF to get Modess. Try it. See if you don't join the millions who say Modess is the softest, most comfortable napkin they've ever tried. If you don't agree, mail the package insert slip with a note stating your objections—to The Personal Products Corp., Milltown, N. J. We'll refund your full purchase price.

*Let us send you the full details of this amazing Softness Test. Write The Personal Products Corp., Milltown, N. J.

3 out of every 4 voted

Modess softer

The "56-pack" costs you less—
The thrifty way to buy Modess!

Are they moving in on you—those blemishes you've always hoped you might avoid and have worked so hard to prevent . . . enlarged pore openings, oily shine, blackheads, or rough scaly dryness?

Thousands of girls and women have found the right answer to their skin problems in two creams which are *different*. Phillips' Milk of Magnesia Creams.

PHILLIPS' MILK OF MAGNESIA SKIN CREAM (FORMERLY TEXTURE CREAM)

Give this remarkable cream a chance to work its benefits *at night*. Here's what it does: It softens and neutralizes accumulations often of an acid nature in the external pore openings. And because it contains cholesterol it holds moisture in the skin and so helps to keep it supple and pliant, and to relieve excessive dryness.

A smooth-holding foundation. Phillips' Skin Cream also seems to have a special ability to take and hold make-up. It prepares the skin by removing excess oiliness and softening roughness and dryness so that powder and rouge go on evenly, and *last*.

PHILLIPS' MILK OF MAGNESIA CLEANSING CREAM

You'll find this cream cleanses in a *different* way too! It not only loosens and rolls away the surface dirt but penetrates the outer pore openings and cleanses away accumulations which may daily lodge there. Leaves your skin not only clean but softened, smoothed, and refreshed. *Try this different kind of beneficial care which Phillips' Creams give for your skin.*

PHILLIPS' *Milk of Magnesia* CREAMS

Skin Cream 10c, 30c *and* 60c • **Cleansing Cream** 10c, 30c, 60c *and* $1.00

vention, or shields to protect your dress plus a deodorizer. And for goodness' sake don't go along on the happy myth that *you* don't do any such thing as perspire—everyone is going to at some time or other, and you'd better always be prepared for that day.

A clothes hanger, obviously, is nothing too new and wonderful—but the one we show does have three pretty remarkable points. It has hook businesses on the underneath sides to hold your skirts, and notches on the top sides to hold narrow straps, and it is so well shaped that it will do its best to keep a good shoulder line on all dresses and suit coats. Main point about hangers, however, is not merely that you have a batch of them, but that you use them *the minute* you take off your clothes, rather than after the poor things have been draped over a chair for several hours. And, further, that you put things on carefully and neatly, remembering to zip up zippers, snap snaps, and button buttons, to be sure to preserve the proper shape. That last is one of this department's pet peeves.

From Mrs. McClelland Whitely comes the last idea, shown in a sketch. It's a fine way to keep a needle handy, so that if Junior pops a button off his jacket while eating his cereal, all Mrs. Whitely has to do is reach over and get the wherewithal to sew it back in place. The board was originally the center partition of a magazine holder, into which were driven twenty nails and six hooks. The whole thing was painted ivory (or any color to harmonize with your color scheme), spools of thread placed on the nails, scissors and pin cushion on the hooks. On a little shelf above it is a button box, thereby keeping everything in one handy unit.

On another page in this issue you'll read about moth-prevention in vast detail, but just to make this article complete and thorough in itself, here are the important points. First of all, no treatment under the sun will do a bit of good unless your wools are absolutely clean and free of moths *before* you put them away. Ordinary dry cleaning or laundering will do that trick. (Sunshine directly on all parts of the garment, including insides of pockets, will kill moths but of course will do nothing about the cleaning process.) Then you have merely to put your clothes away in airtight containers, anything from chests to paper securely sealed to be airtight. Moths will not eat their way through paper, but of course they will be delighted to enter through an inviting crack or tear no matter how small. And as an extra safeguard you should scatter or sprinkle in the recommended quantity of a reliable "moth killer." Having followed this procedure to the letter, you can have a happy summer and know all will be well next fall. By now you should be old and wise enough to know about taking the best care of your stockings and lingerie, but an extra word of warning can't do you more harm than perhaps a touch of boredom, better still, be a useful prodding. Stockings should be washed *immediately* after each wearing, not left until you have two or three pairs to do, which in the meantime have let the perspiration and dirt work their way into the fibers, and may also have lost the "spring" that keeps them in shape. Use mild soap flakes (or soap in liquid or jelly form), squeeze rather than twist or rub, and be sure both washing and rinsing waters are only lukewarm. Even the daintiest lingerie, too, will have a longer life if it's frequently washed and never touched with a too hot iron or a harsh soap.

And, canvassing the editorial department, we find the following extra hints we'd like to share with you. One of our staff who has a fine collection of tweed jackets, some of which have seen three years' wear and still are going strong, reports that she puts her jacket on a hanger the minute she takes it off and then lets it hang on the edge of a doortop for an hour or so to have a good airing before it goes into the closet with its sisters. Also, she says she thinks this does some good about letting the bend of the elbow spring back into shape before it is again in "close quarters." And on the wool dress and suit subject we all agree that you should never wear the same one two days in a row, but rather should give each a rejuvenating rest of at least a day or two in between. Another staff member says that while she doesn't have dress bags for the daily duty numbers, she does have a good one for the clothes set aside for weekend and other special occasions. This is especially important to protect fine sheer wools from collecting dust and lint. Hats, too, profit from being kept in tightly closed boxes, and if you wad up some tissue paper and stick it inside, it will help preserve the original shape of the crown. On the subject of accessories, ever think how much longer your pocketbook would last if you brushed out the lining once a week? Even turning it upside down over the wastebasket, and airing, is a great help.

Having read this, we expect you to follow it, and hope you'll be glad you've done so. After all, it's not hard and it doesn't take nearly so much time to take care of things regularly as it does to have to sit down and spend two whole days making up for past negligence and mistakes. In addition to which you will save yourself both money and clothes that may not be replaceable anyway. So turn now to page 8 to see what to do to save rubber goods, read our other "save" articles, and you'll be set for looking your best always, come what may.

PRINTED IN THE U. S. A. BY THE CUNEO PRESS, INC.

Don't Laugh at our house



WE BOUGHT AN OLD HOUSE some years ago and promised ourselves we'd fix it up like new. But you know what happened. We saved a whole bookful of ideas. But we didn't save any money. The other night, looking at our idea book, we got mad at ourselves. Still in the same old house and nothing done about it. Then our inspiration came . . .

Ideas from our Ideal Home Scrapbook



Our idea for windows

Steel casement type for us. They let in more light and require so little upkeep. Enameled steel shutters make the house look modern.

Steel venetian blinds too

Good-looking, easy to clean, light and strong. No wonder they're popular. At last we'll have privacy without shutting out the air and light.

We'll insulate with steel

Our architect says the new steel insulation is wonderfully efficient in keeping out both cold and heat. Good fire protection too.

TRADEMARK FOR QUALITY

You will see this mark or one similar to it on a lot of steel products in the future. Wherever you do, remember it means steel of quality, a product of United States Steel. Look for the initials—U·S·S.

MANUFACTURER FROM USS STEELS UNITED STATES STEEL SUBSIDIARIES

Good outside protection

Our new gutters and downspouts will be U·S·S Copper Steel. Can be had in either Paint Bond or Dulkote for immediate painting and will last years.

Best base for plaster

We'll have to replaster a lot of rooms. For this job, we plan to use metal lath. It holds the plaster better and is applied so quickly and easily.

UNITED STATES STEEL

THAT OLD CHINESE PROVERB says: "Thousand-mile journeys begin with a single step." "First step," said we, "is to start saving." And the smart way to save now is to buy United States Savings Bonds. So we bought our first bond. And do we feel proud! Now we're on our way and when the right time comes we'll have our new home. Some of the new things you'll see in it are on the page from our idea book printed here . . .

CARNEGIE-ILLINOIS STEEL CORPORATION, *Pittsburgh · Chicago* · COLUMBIA STEEL CO., *San Francisco* · TENNESSEE COAL, IRON & RAILROAD CO., *Birmingham* · *United States Steel Export Co., New York* · *Scully Steel Products Co., Chicago. Warehouse Distributors*

RITA HAYWORTH
Columbia Pictures Star
with her own Chesterfield vanity-cigarette case

IN MY CASE *It's Chesterfield*

In mine too say millions of satisfied smokers . . . for a *Milder* and *decidedly Better-Tasting* cigarette, one that's *Cooler-Smoking*, you just naturally pick Chesterfield.

And of course the big thing in Chesterfield that is giving everybody so much more smoking pleasure is its Right Combination of the world's best cigarette tobaccos . . . *for regardless of price there is no better cigarette made today.*

MAKE YOUR NEXT PACK CHESTERFIELDS . . . *and enjoy 'em* *They Satisfy*

Copyright 1942, Liggett & Myers Tobacco Co.

The American Home

Vol. XXVII

December, 1941 to May, 1942

3323

INDEX TO THE AMERICAN HOME

Volume XXVII—December, 1941, to May, 1942

Copyright, 1942, by THE AMERICAN HOME MAGAZINE CORPORATION, New York, N. Y.

chievement Medal Awards, Apr. 79
ddams, Myrtle, article by, Dec. 72
ddams High School, Jane, Feb. 14
dderley, Mrs., home of, Apr. 95
delstein, Mrs. Frank W., remodeled by, Feb. 76
djusting Life to Different Places, Feb. 18
dvice to a Visiting Daughter, Dec. 50
ir Raid Shelter — garden or tool workbench pattern, Apr. 62
All about Me"—scrapbook he'll like getting, Dec. 22
ll out in the Garden, Feb. 72
llen, Mr. and Mrs. R. J., home of, Jan. 20
merican Construction Co., built by, Apr. 92
merican Home Booklet List, May 80
merican Women Make Homes on the New Frontiers Jan. 8
merica's Pet Peeve is Our Pet Peeve! Apr. 64
nderson, Mrs. C. E., idea by, May 73
nderson, James H., house designed by, May 38
nother Kind of National Defense, Apr. 10
Little Town of Bethlehem, Dec. 13
ntidotes for Carelessness and Waste, Apr. 18
ntique Army Game, The, Feb. 24
partment house blues for Mrs. Rodney, No. Mar. 80
in a Barn, Apr. 32
Studio, May 67
partments—into their own homes! Out of city, Mar. 12
pple a Day, An, Mar. 69, Apr. 52
Boxes for Toys, Jan. 64
ppearance Hints, May 84
ppleton, Dorothea S., idea by, Apr. 66
pron for K. P. Duty, Feb. 64
re you Draftee Number One, Feb. 64
rle, Iris, article by, Apr. 38
Army Game, The Antique, Feb. 24
rthur, Julietta K., articles by, Feb. 34, May 13
rthur, Julietta K., and Elizabeth Fenton, Apr. 59
sbestos Mat, Dec. 67
ttic and How it Grew, A Little, Mar. 42
for defense housing! He attacked his, Mar. 98
wning Preservation, Apr. 18

Baatz, Margaret Winters, article by, Jan. 35
Baby, A Gift for that, May 36
is lost!" "My, Mar. 109
Bachelor's Bargain, A, Apr. 72
Background! Cut Yourself a, Feb. 22
Backyards and Community Garden, Individual, Apr. 17
Bacon, Frank, Christmas decoration of, Jan. 7
Bacon, Reginald S., home of, Apr. 50
Baking Biscuits at Fireplace, Jan. 52
Balderson, Mr. and Mrs. W. E., home of, Apr. 5
Bamboozled bamboo, tin cans, and sea shells! Feb. 71
Bangerts, N. R., article by, May 9
Bang-up celebration on the installment plan, A, Dec. 54
Barbecue, Modern, Mar. 104
not to be built near Tree, Mar. 59
Barn Apartment, Apr. 32
Barnes, Pansy M., article by, Apr. 76
Barnstorming, Brainstorming vs., Apr. 32
Barrows, Marion W., letter by, Jan. 72; article by, Feb. 72
Baskets can be useful and decorative, Wooden, Apr. 18
Bassinet, The Budget, May 34
Bate, Clare Hollaron, article by, Dec. 60
Bates, John M., home of, May 64
Bathtub, A Horse or a, Mar. 20
Bean Bag, Pig, Dec. 84
Bearden, Evelyn, article by, Jan. 62
Bed, Grandmother's Petticoat takes to her, Apr. 54
Bedstead Cover Pattern, Apr. 62
Begonias Protected Against Pests, Apr. 19
Bell, Mrs. E. N., home of, May 38
Bell, Julia Lane, article by, Feb. 71
Bell, Louise Price, articles by, Dec. 71, Jan. 68
Bellows, Pauline S., article by, Dec. 48
"Be My Valentine" Party, Feb. 40
Berg, Margaret, idea by, Dec. 73
Best You Ever Tasted, The, Dec. 76
Bethlehem, Another little town of, Dec. 13
Bevan, Constance L., article by, May 58
Big Results in Little Spaces, Mar. 21
Bihlman, Mr. and Mrs. Carl F., home of, Mar. 5
Biller, Bob, former home of, May 25
Bingo for the Knitting Club, Rummage, Feb. 79
Binns, Arthur, article by, Mar. 19
Bird Bath, Apr. 19
Bungalow, An 8-Room, Mar. 102
Birk, Mrs. C. H., garden of, Apr. 4
Birthday Party, A Tiny Tot, Jan. 24
Party for the Older Generation, Jan. 68
Biscuit Baking at Fireplace, Jan. 52
Bixler, Miriam Eyde, article by, Mar. 50
Black, Elizabeth, article by, Apr. 18
Black Window Shades, Pattern, May 70
Blackall, Katharine, article by, Jan. 53
Blauvelt, Mr. and Mrs. F. E., kitchen of, Jan. 62
Bleaching white Stone and Cement, May 66
Bleumer, Mr. and Mrs. Charles H., home of, Mar. 4
Blickenderfer, Robert, article by, Apr. 19
Boes, Mrs. Frank, arranged by, Feb. 38
Bogart, Mrs. Charles, article by, Apr. 70
Bookcase, Swinging, Apr. 66
Book Review, May 28
Booklet List of American Home, May 80
Bookshelves with Glass Brick, Jan. 64
Booth, Mrs. H. De Vern, idea by, May 70
Booth, Mr. and Mrs. Geo. E., bathroom, home of, Mar. 21
Border for Walls, Feb. 22
Borth, Geraldine and Darlene, home of, Jan. 15
Bottles for New Vines, May 73
Boyd, Mrs. C. L., home of, Jan. 6
Boyd, Jessie Ann, article by, Apr. 70
Boyd, Mrs. Leighton, doorway of, Dec. 64
Boyer, Marion, designed by, May 71
Brainstorming vs. Barnstorming, Apr. 32
Breakfast Baffle You? Does, Apr. 89
Easter Parade, Apr. 109
Nook, Fourteen Elbows Wouldn't Fit in Our, Jan. 35
Wedding, Apr. 34
Brenn, Mr. and Mrs. Herbert G., home of, Jan. 20
Brenner, Mr. and Mrs. Charles D., home of, Mar. 89
Bricks, Edging with, Mar. 59
Bridal Shower Centerpiece, Apr. 70
Bride and Groom, Shower for the, Mar. 24
Bride's Sewing Basket, Shower for the, Mar. 24
Bridge Prizes! Jan. 44, Mar. 61
Table Cloth and Frock Combination Pattern, May 70
Tallies, Apr. 70
Britton, Gilbert C., article by, May 28
Brother and Sister Outfits Patterns, May 70
Brown, Bob, idea by, Jan. 62, Mar. 22
Brown, Mr. and Mrs. Howard D., home of, Feb. 6
Brown, Mrs. Innes, arranged by, Feb. 38
Brown, Kay Henning, idea by, Feb. 28
Brown, Rachel Gilbert, and Geordie P. Joline, article by, Dec. 60
Brown, Mr. and Mrs. William, home of, Mar. 10
Brownfield, Marion, ideas by, Dec. 84, 86
Budget Bassinet, The, May 34
house for a box office beauty, May 15
Budgets by Budgeting! We learned about, Mar. 82
Budgeting Time, Mar. 38
Buffet Substitute, Apr. 67
Building despite Priorities, Jan. 58
Built in Buffets, Jan. 63
Built-ins for Summer Homes, Mar. 60
Bulletin Board, Feb. 29
Burge & Stevens, house designed by, Mar. 88
Burkholder, Mr. D. F., home of, Feb. 6
Burnham, Bradford, article by, Dec. 56
But Nature's Greatest Gift—says Mrs. Daly, May 17
you can't insult your Hostess, Can You? Mar. 36
Butter Stretching, Apr. 18
Button Collection, Jan. 54

Cake for Christmas, Dec. 59
Camera Shots developed in dark room, Feb. 62
Camm, Mrs. Mary C., home of, Mar. 4
Camp, Marjorie, article by, May 21
Camps for Boys and Girls, May 20
Candle Making, Apr. 18
Canopied Beds, Apr. 54
Canvas Glider Painted, Apr. 18
Care of Electrical Equipment, Jan. 25
of Possessions, Apr. 10
"Career Girl," by a, Apr. 46
Carmichael, Mr. and Mrs. Charles P., home of, Jan. 22
Carmondy, Mr. and Mrs. Patrick, home of, Apr. 5
Carols, We Always Sing, Dec. 60
Cart for Flowers, Wire Basket Shopping, Feb. 74
Cassino, Harold L., idea by, Dec. 66
Castle! When it really becomes your, Mar. 76
"Castles" — not in Spain but in America, May 64
Catlett, Fred W., article by, Apr. 23
Cavell, Mrs. F. D., Xmas tree of, Jan. 6
Celebrating Christmas, Dec. 54

THE AMERICAN HOME MAGAZINE CORPORATION

Editorial Offices
444 Madison Ave., New York City

1942

Subscription Dept.
251 Fourth Ave., New York City

Cellarway Decorated by Children's Drawings, Feb. 28
Cemetery Fence, Painting the, Apr. 8
Chain, Daisy, Apr. 38
Chair, Name, May 72
Chapman, Ashton, article by, Apr. 19
Charm String, Dec. 65
Chastain, Mrs. G. L., home of, Mar. 4
Chest under Crib, Jan. 63
with Shelf Top, Jan. 64
Chestnut, He'll like to make presents of worm-eaten, Dec. 20
Children at Christmas, Dec. 72
Come and Bring the, Jan. 34
Help in the Kitchen, Feb. 32
Help with the Housework and Get Paid, May 26
Mona and Ellen—star, May 22
of Wales, Jan. 13
work out their own ideas! Let the, Dec. 21
Children's Camps, May 20
Party, Dec. 52
Toys, Treasure Chest for, Mar. 86
Yard, May 17
Chinese Junk, Feb. 44
Chintz Bow, Dec. 66
Choosing that Christmas Puppy! Dec. 62
Christmas! A National, Dec. 9
Cake, Dec. 59
Dinner! Many Cooks Don't Spoil Our, Dec. 58
Dwarf Decorations, Dec. 14, 48, 64, 65, 72
Eve a Family Supper Party, Make, Dec. 83
Gift Wrapping, Dec. 16
Giving without Hurting, Dec. 10
Goes Round Robin, And our, Dec. 59
Greens Twice Blest, Dec. 12
Let's get going on, Dec. 16
Show, Curtains up for the, Dec. 12
Stockings, These are for your, Dec. 84
These you make for, Dec. 19
was the Best of All! Last, Dec. 55
we have always—At, Dec. 54
We'll take Real Palms for our, Dec. 56
Christmases, Thanks, Little Fellow, for Brightening our, Dec. 13
City Blight, Rescued from, Feb. 76
Flight from the, Feb. 56
Clark, Frank, house designed by, May 65
Clark, Gertrude, idea by, Dec. 17
Classe, Mr. and Mrs. William, home of, Mar. 4
Clendinin, Mr. J. Ivan, home of, Apr. 5
Cliff Dwellers! Jan. 8
Clifton, Mercedes, ideas by, May 72, 73
Closet is all you need! A Dark, Feb. 62
Closets, Apr. 64
Clothes Hamper in Closet, Feb. 74
Clothespin Garland, Dec. 66
Club, Rummage Bingo for the Knitting, Feb. 79
Coate, Mr. and Mrs. T. E., home of, Feb. 4
Cohen, Jean T., idea by, Feb. 28
Colds, Public Nuisance No. 1, Feb. 34
Colean, Miles L., article by, Jan. 58
College Crowd's in Town, The, Jan. 38
Collins, Lucille, idea by, Jan. 64
Collins, Dr. R. P., home of, Feb. 6
Collection, Glass, Apr. 100
Collectors, A Foursome of, Jan. 54
Come and Bring the Children, Jan. 34
Community Beautification, Apr. 15
Living, Feb. 18
Completing the U. S. A. Picture, Mar. 19
Compost Containers, Apr. 19
Condon, Franklin, home of, article by, Feb. 56
Conner, Mrs. J. B., home of, Mar. 5
Conservation in the Kitchen, Save Food, Fuel, Time, 3 Way, Mar. 48
of Varied Necessities, Apr. 6
Convalescing Hints, Mar. 69
Conway, Mrs. William O., apartment of, Jan. 62
Cook, Mollie S., article by, Mar. 110
Cookie for your Rookie, A, Feb. 79
Cooperating for Victory, Join the Millions, May 6
Copper screen background for Wreaths, Dec. 67
Cork Favors, Feb. 36
Corum, Mr. William, home of, Mar. 5
Counter, "L" Serving, Mar. 60
Cover for Hair Brush, Stocking, Apr. 18
that old familiar seascape, Dec. 67
Coveralls Pattern, Apr. 62
Cowles, Jean, article by, Jan. 65
Craig, Marie E., article by, Apr. 68
Creech, Mr. and Mrs. Harry M., home of, Mar. 88
Crispell, Mrs. Raymond, idea by, Dec. 71
Croker, Mrs., home decorated for, Jan. 30
Cross, John Bradford, article by, Dec. 9
Crotty Sisters, collection of, Jan. 54
Cudd, Mr. and Mrs. Eric, garden of, Apr. 26
Culinary Tricks, Feb. 68
Cupboard for Toys, Jan. 64
Cupboards!, Today's Mother Hubbard has Lots and Lots of, Jan. 62
Curling Irons for Re-shaping Gloves, Apr. 18
Curtains, May 72
Up for the Christmas Show, Dec. 12
Curtis, Jean E., article by, Dec. 13
Cut Yourself a Background! Feb. 22

Daisy Chain, Apr. 38
Daly, Mary Tinley, article by, May 17
Daniel, Manie Grae, article by, Jan. 32
Darbyshire, Martha B., articles by, Jan. 20, Apr. 28, 72, 92, May 25
Dark Closet is all you need, A, Feb. 62
Darkroom, Apr. 104
Daughter, Advice to a Visiting, Dec. 50
Dayton Institute, Art at, Feb. 16
Dear American Home, Jan. 72, Feb. 8
Decorate, Let the Family, Dec. 72
Decorating an Apartment, Mar. 80
Cellarway with Children's Drawings, Feb. 28
Venetian Blinds, May 73
Defense Gardens, Feb. 72
housing! He attacked his Attic for, Mar. 98
of all, For, Apr. 38
Recreation Cottage, Feb. 21
Repair for, Mar. 95, Apr. 40, 48
Shabby Rooms Enroll for, Apr. 46
Delphiniums are easy! May 76
Denman, Mr. and Mrs. Lawrence, front door of, Mar. 21
Designs for Stenciling, Feb. 22
Desk, Phonograph into Modern, Feb. 29
Difficult to shop but twice a week? May 48
Dillon, Anne Lee, idea by, Jan. 63
Dinner on Saturday Night, Sunday, May 30
Parties, This Month it's two $1.00, Jan. 40
Without a Maid, Etiquette of Serving a Company, Jan. 42
Does Breakfast Baffle You? Apr. 89
Dog! Train that Xmas, Jan. 32
Doll Collection, Jan. 54
House on Shelves, Jan. 64
Donovan, Lt. Colonel and Mrs. Leo, home of, Feb. 24
Donovan, Marion M., article by, Feb. 24
Don't hold that Old Style Mortgage! Apr. 24
Door Decorating, Apr. 70
Serving, Apr. 65
Dott, Mr. and Mrs. Edw. M., home of, Jan. 7
Do your fireside traveling now! Mar. 106
Draftee Number One, Are you, Feb. 64
Drains Kept Clean from Grease, Sink, Apr. 19
Draperies and Bedspread for Man's Room, May 75
Pattern, May 70
Dressing Robes Pattern, May 70
Table Skirt, Apr. 54, 62, May 70, 75
Table Within a Cupboard, Jan. 62
Dumke, Mr. and Mrs. Henry F., home of, Jan. 7
Duncan, William Cary, book by, Jan. 32
Duncomb, Mary, article by, Mar. 84
Dwarf Decorations, Christmas, Dec. 14

Earp, Elizabeth, recipe by, Dec. 80
Easter Parade Breakfast, Apr. 109
Eastman, Vandetta, article by, Feb. 80
Eckley, Walter N. home decorations of, Dec. 64
Economical Food, Dec. 78
Edmunds, Mrs. E. E., home of, Apr. 5
Education, Feb. 16
Edwards, Byron, home of, article by, Mar. 42
Eggnog, Dec. 76
8-Room Bird Bungalow, An, Mar. 102
$1,845! That's right, it cost only, Apr. 92
Electric Appliances, Jan. 25
Elkin, Mrs. R. Earl, mantel of, Jan. 6
Ellis, Islea Shriver, idea by, Jan. 64
Elwell, Howard G., house designed by, May 25
Enchantment for $165.00, Feb. 31
Entertaining in the Kitchen, Feb. 32
Service Men, Feb. 20, Mar. 67
Eppenstein, James, house designed by, Jan. 18
Erwin, Gene, idea by, Dec. 74
Eschenberg, Billie Mayo, article by, Dec. 55
Espalier Kumquat Tree, Dec. 71
Estate, recipe by, Apr. 22
Etheridge, Hazel R., article by, Apr. 70
Etiquette of it, The, Apr. 34
of Serving a Company Dinner Without Maid, Jan. 42
Evans, Miss Alwena, club organized by, Jan. 13
Evans, Mary, article by, Mar. 34
Everybody Likes Something Luxuriously Personal, Dec. 44
Eyes—Personal, Jan. 46
We'll put the "A" back in those, Apr. 52
Eyraud, Lennice C., ideas by, Dec. 71, 73
Eyster, Mary Anne, article by, May 76

Fagots for Friends, Dec. 65
Fair Elms Subdivision Homes, Mar. 16
Family Decorate, Let the, Feb. 72
Tonic, Jan. 36
Favors, Apr. 70, Feb. 36
Fenninger, Jr., Mr. and Mrs. Lawrence, home of, Apr. 30
Fenton, Elizabeth, article by, Jan. 46
Fenton, Elizabeth, and Julietta K. Arthur, article by, Apr. 59
Fewer Steps, More Sun! May 44
Field, Lindsay, ideas by, Dec. 19, 64
Fireplaces Remodeled, Feb. 75
Fish, John, article by, Feb. 62
Fisher, Louise, article by, Feb. 74
Fishing Equipment, Feb. 28
Flagg, Rosalie Allston, ideas by, Dec. 19, 67, 73, 84, 86; article by, Feb. 39
Flight from the City, Feb. 56
Flock of Ways to Save! A, Apr. 18
Flood, Josephine Harper, idea by, Dec. 67; article by, Dec. 73
Floors, too! Repair the old, Mar. 99
Flower Arrangement, Feb. 38, May 72
Arrangement Holder with Sea Shells, Feb. 71
Arrangement Parties, Feb. 29
Arrangement with Moss, Feb. 29
Box Steps, Feb. 50
Containers, Feb. 71, 73
Room, A Little, Mar. 34
Flowers and Lawns in a Hurry! Mar. 102
Flowers, too! Vacation and, Feb. 50
Wire basket shopping cart for, Feb. 74
Fodder in Match Box, Christmas Stocking, Dec. 84
Food Gardens for the Duration! Jan. 48
For Defense of All, Apr. 38
I may not live here long, Feb. 18
Single Soul or Double Harness, $3,500, Apr. 30
Foster, Lillian F., article by, Jan. 66
Foursome of Collectors, A, Jan. 54
Fourteen Elbows wouldn't fit in our Breakfast Nook, Jan. 35
Fox, Mr. and Mrs. Arthur, home of, Mar. 16
Frack, George H., home of, Mar. 103
Frank, Leland, home of, Mar. 98
Freedman, James, article by, Jan. 31
Freeman, Olive W., article by, Dec. 19, 22
Frey, Frederick C., arranged by, Feb. 38
Frigidaire, recipe by, Mar. 50
Froehlig, Elsie S., idea by, Dec. 17
Frontiers! American Women make Homes on the New, Jan. 8
Frosted bulbs, Rhododendron Leaves and, Dec. 69
Fuller, Ellen, article by, May 18
Funny Faces for Stockings, Dec. 84
Furnace and Heating Equipment Inspection, Apr. 19
Furniture remaking, Mar. 30

Gain, John F., article by, Apr. 19
Galanti, Mrs. B. H., home of, Jan. 6
Galbreath, Mr. R. H., home of, Dec. 13
Gamble, Paul Dillard, ideas by, Dec. 71, 74, 86
Game Table Cover Pattern, Apr. 62
Garage from Orange Crates Pattern, Toy, Apr. 62
Garden, All out in the, Feb. 72
Hose Repaired, Apr. 19
Individual Backyards and Community, Apr. 17
Pool for $165.00, Feb. 31
Sensible? Is your, May 16
that Grew Like Magic, The Gay Little, Apr. 26
Gardens and Morale, Victory, Apr. 7
for the Duration! Food, Jan. 48
Gardener's Note Book, Dec. 84
Gardening for Morale! We Suggest, Mar. 28
Garment for Baby Pattern, Sleeping, May 70
Gartner, Carl D., article by, Feb. 82
Gasless Vacation, Take a, May 18
Gay Little Garden that Grew Like Magic, The, Apr. 26
General Electric, recipes by, Mar. 53, 55
Get Away from it All, Feb. 42
"Get Away" Houses for the Simple Life! Feb. 48
Gift Exchange, Dec. 59
for that Baby, A, May 36
Wrapping, Christmas, Dec. 16
Gillette, Betty Barrett, article by, home of, Apr. 48
Gilmore, Elizabeth, article by, Feb. 18
Girl, by a Career, Apr. 46
Girl's Room, Mar. 96
Room, Curtains for, May 72
Glass Brick for Bookshelves, Jan. 64
Collection, Apr. 100
Paste Wax Substituted for, Feb. 29
Glenview Countryside Development, Mar. 14
Glenwood, recipe by, Apr. 22
Glider of Canvas Painted, Apr. 18
Gloves, Curling Irons for Reshaping, Apr. 18
Pattern, White Cotton, May 70
Goddard, Paulette, home of, May 15
Going Modern, Mar. 71
Goodrich, Sara E., article by, Feb. 52
Gourds for Window Decorations, May 74
Grady, Helen Bell, articles by, Jan. 64, May 38
Graham, Wackerbarth, article by, Jan. 24
Grandmother's Petticoat takes to her bed, Apr. 54
Grease, Sink Drains Kept Clean from, Apr. 19
Green, Mrs. Cornelia, recipe by, Jan. 42
Greenhouse, Mar. 34
Greenlund, Mr. and Mrs. George, home of, May 24
Greens Twice Blest, Christmas, Dec. 12
Greeting Cards, Those, Jan. 45
Gregg, Henry, article by, Apr. 27
Griffith, Marjorie, article by, Apr. 18
Groom, Shower for the Bride and, Mar. 24
Groth, Milt and Eleanor, idea by, Apr. 63
Growing Pains, Mr. Freedman's, Jan. 31

Haight, Mr. and Mrs. A. L., home of, Mar. 4
Hair-Brushing, Apr. 18
Hair Care, Apr. 59
Hale, Charlotte, recipe by, Mar. 58
Half-Shelf better than One, Jan. 63
Hamilton, Mr. and Mrs. T. C., home of, Jan. 7
Hamper in Closet, Clothes, Feb. 74
Hamrick, Eleanor Pickett, idea by, Dec.
Harbeck, Marie, article by, plan by, Apr.
Hardenbergh, Mrs. Leonard, home of, A 32
Harless, Mr. and Mrs. I. R. Bittle, home Feb. 6
Harris, Flora, recipes by, Jan. 42, 70, A 84
Harris, Selwyn, article by, Dec. 62
Hartman, Paul, house designed by, Mar.
Hat for Flower Container, May 73
Hatpin Collection, Jan. 55
Haynie, Miriam, article by, Dec. 60
He Attacked his Attic for Defense Housi Mar. 98
Head, Ethel McCall, articles by, Feb. Mar. 89
Headland, Margaret Fenton, articles Jan. 68, May 30
Heating Equipment Inspection, Furna and, Apr. 19
Heffner, Mr. and Mrs. E. A., garden pool Feb. 31
Heidtmann, Mr. Frederick R., built by, M 44
Heigh-ho to the Woods we Go, Dec. 48
Helpmates, Mar. 110
Henderson, Clifford, tree decorations Dec. 16
Hepp, Anne W., idea by, Dec. 67
Herberger, Arthur, house designed by, Ja 20
Herbs at your Doorstep, May 79
Here's a Taste-Tickler for you Gardene Jan. 72
Herrold, Prof. and Mrs. L. D., home of, Ap 44
Herrschaft, Mrs. John, arranged by, Feb.
He'll like to make presents of worm-eat chestnut, Dec. 20
Hill, Mrs. C. E., mantel of, Jan. 6
Hill, Ethel Osborn, letter by, Feb. 8
Hill Village, Jan. 11
Hindman, Jeannette, article by, Dec. recipes by, Jan. 42, Apr. 83
Hints for Personal Appearance, May 84
Hipple, Mrs. Robert B., idea by, Apr. 65
Hoare, Berta Barker, idea by, Feb. 28
Hobo Hanky, Dec. 84
Hobson, Eda Cate, article by, Mar. 86
Hoessly, Mr. and Mrs. H. H., garden of, Ap 4
Hogerton, Mrs. Sydney, article by, Apr.
Home Front Cooperating for Victory, Guard the, May 6
Front! Maintenance—the most powerf weapon on the, May 8
Homeowners' Taxes, Mar 76
Homes, Built-ins for Summer, Mar. 60
Out of city apartments—into their ow Mar. 12
Horse or a Bathtub? A, Mar. 20
Hose Repaired, Garden, Apr. 19
Hospital Visitors, Apr. 68
Hostess, But you can't insult your, Mar. 3
Hotpoint, recipe by, Mar. 53
House for a box office beauty, A Budge May 15
No labor troubles in our, May 26
reflect the Cheer that's within! Let you Dec. 64
Houses for the Simple Life! "Get Away," Feb. 48
Housewives? Is Defense Unfair to, Jan. 6
Housework on the Half Beat, Mar. 38
Howard, Mrs. L., home of, Jan. 6
Hoyt, Gerrard, house designed by, Apr. 92
Hurst, A. J., article by, Feb. 75
Hutcheson, Maud MacDonald, article by Apr. 18
Hunter, Mrs. William G., home of, Apr. 100
Hyacinths on Bushes, Apr. 76

I'd no Idea I could Rent the Room! Mar. 96
I Like to Remember When, Dec. 60
was too busy to pamper my small red head! Apr. 60
will buy carefully, Apr. 6
Ice-Breaker, Verse-Maker, Feb. 65
Ideas! Let the children work out their own, Dec. 21
Imagination and Humor, May 70
Ingham, Mr. and Mrs. Van Wie, home of, Feb. 4
Is Defense Unfair to Housewives? Jan. 65
your Garden Sensible? May 16
your Property Law Abiding? Mar. 40
It Began in a Notebook 8 years ago, Jan. 66
Goes to Town Again! Apr. 79
It's a lively question this Spring! May 20
not the Rules — It's how you Use 'em! Feb. 38
Pure Theatre! Feb. 68
the Party Season, Jan. 68

Jayne, Peter, design in home of, Feb. 22
Jenkins, Philip R., article by, Apr. 70
Johns, Mrs. Kay C., entrance of, Dec. 65
Johnson, Mr. and Mrs. Boyd, home of, Mar. 12
Johnson, Fred R., house designed by, Apr. 50
Johnson, Mrs. Lucille, idea by, Apr. 62
Join the Millions Cooperating for Victory, May 6
Joline, Geordie P., and Rachel Gilbert, article by, Dec. 60
Jones, Mr. and Mrs. Carroll Payne, home of, Mar. 90
Jordan, Mr. and Mrs. Ira, home of, Apr. 95
Junk, From Shack to Chic with, Feb. 66

ep 'em coming," say Museums of Today, Feb. 16
er, Mr. and Mrs. Herbert C., home of, Mar. 90
ey, Mr. and Mrs. Edward T., home of, Apr. 5
vinator, recipe by, Mar. 50
nedy, Harold C. and J. Donald, home of, Jan. 7
tle Round-Up, The, Jan. 60
hen Utensils, Jan. 60
emodeled, Purdue, May 44
ave Food, Fuel, Time, 3 Way Conservation in the, Mar. 48
chen's Drafted, Too! The, Dec. 46
chens are fun if you use them! Big, Feb. 32
tting Club, Rummage Bingo for the, Feb. 79
ow when, May 68
udson, Joan Lucy, home of, Jan. 6
h, Carl, designed by, Apr. 67
lachrome illusion, Dec. 66
ns, Edith, idea by, Feb. 29
p, Mr. and Mrs. Arthur E., home of, Mar. 17
mak, George, house designed by, Jan. 17
patkin, Mrs. L. E., article by, May 22
bs, Roland, home of, Apr. 104
tchman, Miss Adele E., home of, Apr. 5
ig, Ruth E., article by, Jan. 25
nz, Mr. and Mrs. A. J., home of, Apr. 98

' Serving Counter, Mar. 60
oor Trouble in Our House, No, May 26
ke Forest Didn't! What are you waiting for? Feb. 20
mb, Mrs. Charles, idea by, Jan. 62
mp Cover Patterns, Apr. 62, May 70
Tricks are Trumps, Mar. 75
ng, Marian Cook, article by, May 52
nghans, Mrs. Otto, arranged by, Feb. 38
rdner, Frances A., idea by, May 72
st Christmas was the Best of All! Dec. 55
w Abiding? Is your property, Mar. 40
wn in a Hurry! Flowers and, Mar. 102
Seed Racket, A Seedsman Talks about the Cheap, Mar. 62
an-to for Flowers, Mar. 34
ave, On, Apr. 82
onhardt, Lee, pattern by, Apr. 62
ster, Lee, house built by, May 65
tter that made us feel Especially Proud, A, Jan. 72
t the children work out their own ideas! Dec. 21
the Family Decorate, Dec. 72
your house reflect the cheer that's within! Dec. 64
vitt, Marie, ideas by, Feb. 50
wis, Mr. and Mrs. Don, house occupied by, May 64
fe as it is Lived, May 52
nder, Carl M., house designed by, Jan. 22
ne forms at the right, Please, Feb. 26
nen Storing, Apr. 18
sle, Mrs. C. V., home of, Jan. 7
ttle, Kathleen Eames, ornaments by, Dec. 16
oyd, Emily, article by, Jan. 52
pez, Mr. and Mrs. Caesar, home of, Mar. 16
ry, Sarah Miriam, article by, Dec. 50
ve, honor, and do the dishes, To, Mar. 110
vejoy, Michael, presented to, Jan. 14
ven, Mr. and Mrs. Carl Kemm, home of, Dec. 14
w Cost Food Dishes, Mar. 57
wndes, Marion, recipe by, Dec. 80
nch Boxes, May 81
nd, Lucille, recipe by, Jan. 70
ndberg, Vivian, article by, Feb. 65
von, Jr., Mr. and Mrs. James W., home of Apr. 5

acDonald, John and Genevieve, barbecue of, Mar. 104
ahn, Sue, recipe by, Apr. 86
aid, Etiquette of Serving a Company Dinner without a, Jan. 42
aid Problem Solved, May 26
Uncle Sam Hired My, Feb. 80
ake Christmas Eve a Family Supper Party, Dec. 83
'em and Save with our New Patterns, May 70
for Christmas, These you, Dec. 19
it Shallow, Apr. 77
Smart Trays for giving, Dec. 22
these with our New Patterns, You can, Apr. 62
Making Canopy for Bed, Apr. 54
alloy, Ruth, article by, Apr. 18
an's Room, Draperies and Bedspread for, May 75
antel Decorations, Dec. 66
pieces! Saving the, Feb. 75
any Cooks Don't Spoil our Christmas Dinner! Dec. 58
arketing, Apr. 6
with Children, Apr. 60
artin Co., Glenn L., Homes, Mar. 10
athieson, Miss Elizabeth, club instructed by, Jan. 13
atzek, Mr. and Mrs. Lewis, garden of, Apr. 4
ay basket! A Tisket, a Tasket, a pretty, May 60
cClain, Marguerite, article by, Mar. 101
cDonald, Elizabeth M., article by, Apr. 19
cKinlay, Helen G., article by, Mar. 75
McKinney, Ena, article by, Feb. 31
McNutt, Paul V., advice of, Apr. 6
Mead, Mrs. Leonard F., doorway of, Jan. 6
Meal Planning for Service Men on Leave, Apr. 82
Meals are Quick and Easy, Sunday's, May 32
Medlock, Susan Jones, articles by, Feb. 79, Mar. 89
Meeker, Doris E., article by, Dec. 12
Meet our Readers, or, The "Editorial We" on Wheels, Apr. 95
Melton, Mr. and Mrs. Arnett, home of, Feb. 6
Melvin, Mary Armstrong, article by, Dec. 12
Men take their Pens in Hand, too: The, Feb. 8
Merry Christmas to all our Readers Everywhere! Dec. 87
Mikkelson, Mr. and Mrs. E. C., home of, Apr. 106
Miller, Gordon S., article by, Dec. 14
Miller, Hazel R., article by, May 79
Miller, James D., article by, Mar. 62
Millican, Emily Claire, kitchen of, Feb. 79
Mills, Mrs. Katherine, home of, Jan. 15
Milne, Mrs. William, idea by, Jan. 64
Mitchell, Helen King, article by, May 43
Modern Barbecue, Old World Atmosphere, Mar. 104
Modern, Going, Mar. 71
Mona and Ellen—star children, May 22
Monogrammed Draperies and Bedspread, May 75
Montgomery, Charlotte, article by, Apr. 8
Moore, Mr. and Mrs. Gordon E., kitchen and living room of, Apr. 95
Morale, Victory Gardens and, Apr. 7
We Build, May 4
More About Our Colonial Heritage . . . II, Mar. 89
Storage Space than any lady can make, Jan. 64
Morgan, Mr. and Mrs. Clement W., home of, Mar. 14
Morhouse, L. Judson, article by, Mar. 76
Morrison, Velma Ford, article by, Jan. 56
Mortgage! Don't hold that old style, Apr. 22
Morton, Mrs. Wirt, volunteers, Feb. 21
Moss, Doris Hudson, recipes by, Dec 80, 81; article by, Mar. 104
Moss for Flower Arrangement, Feb. 29
Mother in hand! Taking, Apr. 28
Mother's Day embarrasses, You don't know how, May 58
Moths! Starve those, May 10
Motor Trip from New York to Florida, Dec. 56
Mr. Freedman's Growing Pains, Jan. 31
Mura, J. H., articles by, Apr. 19, 78
Murphy, Eileen Delmore, article by, Jan. 9
Museums of today, "Keep 'em coming," say, Feb. 16
My Baby is Lost, Mar. 109
Husband's Work takes us everywhere, Jan. 56

Name Chair, May 72
Plates on Doors, Apr. 70
National Christmas! A, Dec. 9
Defense, Another Kind of, Apr. 10
Nature's Greatest Gift — says Mrs. Daly, But, May 17
Neff, Lilian Yendes, articles by, Feb. 29, Apr. 70
Neil, Sergeant, and son Mike at Home! Jan. 14
Nelson, Mr. and Mrs. Arthur S., home of, Feb. 6
Never Thought of That! Mar. 47, 59
Newman, Eleanor, article by, Apr. 60
New Tax Law Interpreted! Jan. 70
Year's Eve Celebration, Jan. 68
Nicholes & Sons, H. W., house designed by, Mar. 90
Nichols, Berta Bervard, idea by, May 73
Nichols, Leslie, house designed by, Mar. 88
Nichols, Mrs. R. L., article by, Feb. 74
Nilson, Alfred, home of, Feb. 44
No apartment house blues for Mrs. Rodney, Mar. 80
Labor Trouble in Our House! May 26
Plant has a boarding-house reach! May 28
Now that they're wearing the pants! Mar. 30
Nursery School, Feb. 14
Wreath, Dec. 65
Nutrition Goes to School—Work—Picnics, May 81

O'Bannon, Frances, article by, Feb. 74
"Oh, dear, what can the matter be?" Jan. 25
Oliver, Rita Newbold, cards by, Dec. 17
On Guard, The Home Front, May 6
Leave! Apr. 82
One Ivory Tower for $25 net! May 67
100% on his $850! Apr. 72
Open House on $5.00! Dec. 24
Orchard, Mr. and Mrs. James, home of, Apr. 4
Orr, Dorothy, article by, Mar. 102
Ortgies, June C., ideas by, Feb. 29, May 70
Our $4.50 Sink, Feb. 50
Solution for your Problem, Jan. 28, Mar. 65
Out of City Apartments — into their own homes! Mar. 12
Outdoor Christmas Decorations, Dec. 64
Swing for children, Pattern, May 70
Table for $1.50, Apr. 19
Owen, Mrs. Smith, article by, May 84
Owens, William E., garden of, Apr. 17

Paglieri, Paul, recipe by, Mar. 58
Painted Canvas Glider, Apr. 18
Valance of Leaves and Flowers, May 73
Painting Outdoor Trellises and Fences, Apr. 19
the Cemetery Fence, Apr. 8
Paisley, Tom, home of, Jan. 7
Palms for our Christmas! We'll take Real, Dec. 56
Pamper them just a little bit, Mar. 69
Panics in Our Annex, Feb. 82
Pans back of Door, Jan. 62
Pants! Now that they're wearing the, Mar. 30
Paoli, Henry, designed by, May 70
Paper Plate Tree, Dec. 71
Parcher, Emily Seaber, articles by, Dec. 68, Apr. 18
Parlor in Vermont! Pinch-penny, Feb. 52
Parties, Basket, May 60
for College Crowd, Jan. 38
This Month it's 2 Valentine, Feb. 40
Party, A Tiny Tot Birthday, Jan. 24
is for your Children to give Less Fortunate Children, This Month's, Dec. 52
Make Christmas Eve a Family Supper, Dec. 83
Season, It's the, Jan. 68
Washington's Birthday, Feb. 65
Paste Wax Substituted for Glass, Feb. 29
Patterns, You can Make These with our New, Apr. 62
Patton, Mr. and Mrs. Edward, home of, Feb. 54
Peck, Frederick W. G., article by, Mar. 40
Peddycord, Alice, article by, Dec. 58
Perrett, Louise, card by, Dec. 17
Perkins, Wheeler & Will, houses designed by, Apr. 44, May 43
Personal, Dec. 44, Jan. 46, Feb. 59, Mar. 32, Apr. 59, May 84
Personalized Stationery for Family, Apr. 19
Pests, Plant Protection Against, Apr. 19
Peterson, Mr. and Mrs. Harold A., home of, Jan. 6
Petroff, Margaret, designed by, May 70
Petticoat takes to her Bed, Grandmother's, Apr. 54
Phelps, Mrs. P. W., Xmas decoration of, Jan. 6
Phonograph into Modern Desk, Feb. 29
Piano, Try this over your, Dec. 67
Picken, Mary Brooks, article by, Apr. 54
Picture Frame Cover Pattern, May 70
Pictures Sans Glass, Feb. 29
Pig Bean Bag, Dec. 84
Pinch-penny Parlor in Vermont! Feb. 52
Pinkney, Kathryn, article by, Feb. 17
Piper, Doris Ann, article by, Dec. 22
Pipes, Wade, house designed by, May 64
Plant Food, May 28
Plant has a boarding-house reach! No, May 28
Protection Against Pests, Apr. 19
Planting Roses Suggestion, Mar. 47
Plautz, Mrs. M. J., home of, Apr. 5
Playground, May 17
Play Suit Pattern, May 70
Plooster, Mr. and Mrs. N. W., home of, Mar. 5
Plumbing and Heating Industries Bureau, articles by, Apr. 19
Pool for $165.00, Feb. 31
Shallow Water-Lily, Apr. 77
Popcorn and Apples, Dec. 70
trees that made the Sinnards famous, Popular, Dec. 70
Porter, Dorothy B., ideas by, Dec. 74, May 72, 73
Porter, Dorothy and Charles, closet solutions by, Apr. 64
Posture Exercise, Feb. 59
Powder Room, Jan. 62
Powers, Ann G., ideas by, Dec. 67
Presents of worm-eaten chestnuts, He'll like to make, Dec. 20
Pretty as a New Spring Bonnet, May 24
Priddle, Bernice, article by, May 67
Priorities? Jan. 58
Prizes! Bridge, Jan. 44, Mar. 61
Property Law Abiding? Is your, Mar. 40
Protecting Plants Against Pests, Apr. 19
Pryse-Jones, D., article by, Jan. 36
"P.S.—Love to Grandma," Mar. 67
Public Nuisance No. 1—Colds, Feb. 34
Pullar, Elizabeth Anne, article by, Mar. 99
Puppy! Choosing that Christmas, Dec. 62
Purdue, Charlotte L., article by, May 44

Question this Spring, It's a lively, May 20
Quiet in a Topsy-Turvy World, Feb. 54

Rag-rug reconditioning, Apr. 18
Raine, Ruth, article by, Apr. 17
Rains, Marion, idea by, Feb. 29
Range, Gas, Apr. 20
Recreation Cottage, Defense, Feb. 21
Redecorating, Mar. 71
Redhead! I was too busy too pamper my small, Apr. 60
Reflector oven, Jan. 52
Rent the Room! I'd no idea I could, Mar. 96
Remaking Furniture, Mar. 30
Remodeling Fireplaces, Feb. 75
Repair for Defense, Feb. 76, Mar. 95, Apr. 40, 48, May 38
the old Floors, Too! Mar. 99
Repaired, Garden Hose, Apr. 19
Reports and Advice from, Feb. 72
Rescued from City Blight, Feb. 76
Results in Little Spaces, Big, Mar. 21
Return Engagement, Mar. 42
Reynolds, Felicite, home of, Mar. 21
Rexer, Margaret Joyce, ideas by, Dec. 67, 70, 74
Rhododendron Leaves and Frosted Bulbs, Dec. 69
Riddick, Mr. and Mrs. John A., home of, Mar. 102
Riggenberg, Mrs. H., home of, Jan. 6
Robinson, Justine, recipe by, Mar. 58, article by, May 34
Robinson, Sabena, article by, Dec. 59
Rodney, Mrs. Marguerite, apartment of, Mar. 80
Rogers, Amelia, ideas by, Dec. 17, Apr. 63
Rogers, Mr. and Mrs. Thomas A., lavatory of, Mar. 21
Rookie, A Cookie for your, Feb. 79
Room, Child's, May 22
Curtains for Girl's, May 72
Draperies and Bedspread for Man's, May 75
for Developing and Printing, Dark, Feb. 62
I'd no Idea I could Rent the, Mar. 96
Rooms Enroll for Defense, Shabby, Apr. 46
Root, Chester, house designed by, Jan. 20
Roper, recipe by, Apr. 22
Rosenberg, Charles R., Jr., article by, Jan. 70
Round Robin, And our Chrisstmas Goes, Dec. 59
Rubin, Rachel, article by, May 4
Randolph, Walter, article by, Mar. 98
Rug reconditioning, Rag, Apr. 18
Rules—It's how you use em! It's not the, Feb. 38
Rummage Bingo for Knitting Club, Feb. 79
Russack, Joy, idea by, Dec. 19
Ryan, Shane, article by, Feb. 50
Ryser, Marcella, and Elinor Scoville, articles by, Dec. 24, 52, Apr. 109

Saltus, Doris Conden, article by, Dec. 54
Samuels, Kenneth J., fireplace of, Jan. 6
Sarrazin, Louise, home of, May 65
Save, A Flock of Ways to, Apr. 18
Food, Fuel, Time, Mar. 48, Apr. 20
for Defense, Mar. 50
Sew and, Feb. 11
Saving Program for Defense, Apr. 10
the Mantel pieces! Feb. 75
Upholstering Material, Feb. 28
Say, Lillian Porter, article by, Jan. 14
Saylor, Mr. and Mrs. W. L., home of, Feb. 4
Sayres, Charles Marshall, designed by, Feb. 50
Schindler, David, home of, Feb. 76
Schmitt, Mrs. Anne, idea by, Apr. 62
School! Today I hurried through my work and went to, Jan. 53
Schutt, Mrs., home of, Apr. 28
Scott, Dolores, and Margaret Woeltz, ideas by, May 72
Scoville, Elinor, articles by, Jan. 69, Feb. 40, May 60
Scoville, Elinor, and Marcella Ryser, articles by, Dec. 24, 52, Apr. 109
Scrapbook he'll like getting, "All about Me," Dec. 22
Scrap Book with Greeting Cards, Make, Jan. 45
Screen background for wreaths, Copper, Dec. 67
Sea Shells! Bamboozled bamboo, tin cans, and, Feb. 71
Sedgwick, Lola Hansen, letters by, Dec. 88, Feb. 11
Seed Planting Table, May 68
Seedling Plants Grow Strong in Sunlight and Air, Apr. 19
Seedsman Talks about the Cheap Lawn Seed Racket, A, Mar. 62
Servant Problem, Jan. 65
Service Men—Entertaining, Feb. 20, Mar. 67
Men on Leave! Apr. 82
Serving a Company Dinner without Maid, Etiquette of, Jan. 42
Counter, "L," Mar. 60
Door, Apr. 65
Sew and Save! Feb. 11
Sewing Basket, Shower for the Bride's, Mar. 24
Board, May 86
Seyforth, Robert, house designed by, Mar. 90
Shabby Rooms Enroll for Defense, Apr. 46
Shack to Chic with Junk, From, Feb. 66
Shadek, Margaret, idea by, May 70
Shaeffer, Mrs. L. N., idea by, May 73
Shakers for Soap Flakes, Feb. 74
Sharp, Mrs. Arthur E., party given by, Jan. 68
Shaw, Mrs. Lee A., home of, Mar. 5
Shea, John G., idea by, Apr. 62, article by, Apr. 62
Shelf for Baby Accessories Pattern, May 70
on Chest, Jan. 64
Shelves for blank wall space, May 72
Shepherd, Rosalind, idea by, Dec. 68
Sheridan, Ellen, idea by, Dec. 67
Ship Came In, Their, Feb. 44
Shop but twice a week? Difficult to, May 48
Shopping for your China, Glass, Silver, Linen, This Month it's, May 61
Short, Aimee Jackson, article by, Dec. 21
Show, Curtains up for the Christmas, Dec. 12

120118

Shower Centerpiece, Bridal, Apr. 70
for the bride and groom, Mar. 24
for the Bride's Sewing Basket, Mar. 24
Shuffleboard for the table — he'll like to make or get it, Dec. 23
Shunck, Florence McCarn, article by, Feb. 32
Sideboard of chest and shelves, Jan. 64
Sidman, Fred, article by, Dec. 23
Sieving, Mr. and Mrs. E. W., garden pool of, Apr. 5
Silcox, Ruth Davis, article by, Feb. 64
Simmons, Jane R., idea by, Jan. 63
Simon, Mr. and Mrs. Felix D., home of, Jan. 18
Simpson, Sgt., home of, Mar. 8
Simpsons go all out for outdoor as well as indoor home decoration, The, Mar. 6
Sinawski, Mr. and Mrs. John R., home of, Mar. 17
Sink Drain kept clean from Grease, Apr. 19
Our $4.50, Feb. 50
Sinnards, article by, Dec. 70
Slacks, Mother and Daughter Outfit Patterns, Apr. 62
Sleeping Garment for Baby Pattern, May 70
Slipcover Patterns, Apr. 62, May 70
Slowey, Mrs. E., arranged by, Feb. 38
Smart, Mary, article by, Apr. 110
Smith and Walker, house designed by, Apr. 30
Smith, Eleanor Drew, article by, Dec. 10
Smith, Mrs. E. F., home of, Jan. 7
Smith, Herman, recipes by, Dec. 80, Jan. 70, Feb. 68, Mar. 55, 58, Apr. 38, 84; articles by, Jan. 38, May 60
Smith, Virginia E., article by, Mar. 30, Apr. 18
Snack for Santa, Dec. 59
Snowflakes Cut out of Paper Doilies, Dec. 86
Soap Flake Shakers, Feb. 74
Sollman, Mrs. L., garden of, Apr. 4
Solution for your Problem, Jan. 28, Mar. 65
Some trekked to the Midwest, Jan. 18
Spaces! Big Results in Little, Mar. 21
Spang, Gwendoline Keene, article by, Apr. 30
Spearman, Dale, article by, Apr. 70
Speech Making, Mar. 32
Spoon Collection, Jan. 55
Sprague, Curtis, figures by, Dec. 16
Springer, Verna, article by, Feb. 72
Stained Glass Window, Dec. 71
Stair Cupboard, Jan. 62
Started for 2 small daughters, now belongs to 75,000, Dec. 14
Starve those Moths! May 10
Stationery for Family, Personalized, Apr. 19
Stechman, Mary, arranged by, Feb. 39
Stein, Mary, recipe by, Dec. 48
Stencilled Walls, Feb. 22
Stephansen, Wynn, article by, Mar. 32
Stephens College, Feb. 12
Stephens, Mrs. Bernice, home of, Mar. 19
Stephens, Mr. and Mrs. H. C., home of, Mar. 5
Steps, Flower Box, Feb. 50
Stetson, Helen Sloan, article by, Jan. 45
Stiles, Constance M., article by, May 26
Stitches in time—in these needy times, Jan. 13
Stocking care, Apr. 18
Cover for Hair Brush, Apr. 18
These are for your Christmas, Dec. 84
Stoppel, Margaret, ideas by, Jan. 63
Storage Space, Jan. 62
Space any lady can make, More, Jan. 64
Studio Apartment, May 67
Stutt, Marjorie, letter by, Jan. 72
Suburbia! Jan. 8
Subtle Make-up, May 66
Sugar, Sweetening Without, Apr. 85
"Sugarin' Off" Party, Feb. 40
Suit for Boy Pattern, Suspender, Apr. 62
Sullivan, Raymond J., letter by, Feb. 10
Summer Homes, Built-ins for, Mar. 60
Suppose you get Another Dry, Mar. 84
Sunday Dinner on Saturday Night, May 30
Sunday's Meals are Quick and Easy, May 32
Super Market Merchandising, May 48
Supper Party, Make Christmas Eve a Family, Dec. 83
Supplee, F. N. Price, suggestion by, May 29
Suppose you get Another Dry Summer? Mar. 84
Suspender Suit for Boy Pattern, Apr. 62
Sweetening without Sugar, Apr. 85
Swett, Mrs. Frank, wreath by, Dec. 65
Swing for Children Pattern, Outdoor, May 70
Swinging Bookcase, Apr. 66

Table and Lamp Covering Patterns, May 70
Decorations, Dec. 73
for $1.50, Outdoor, Apr. 19
Wall Panel, Mar. 60
Take a Gasless Vacation, May 18
Taking Mother in Hand! Apr. 28
Tappan, recipe by, Apr. 22
Tasted, The Best you Ever, Dec. 76
Taussig, Vice Admiral, presented by, Jan. 14
Tax Law Interpreted! New, Jan. 70
Taxation of Homeowners, Mar. 76
Taylor, Rae C., article by, Feb. 40
Tea cloth Pattern, May 70
Teen Age, too, trains for the future, Feb. 14
Tempers Rise, When Temperature and, Mar. 86
Terkelsen, Helen, article by, Mar. 36
Terrill, Mr. and Mrs. W. W., home of, Mar. 103
Thanks, Little Fellow, for Brightening our Christmas, Dec. 13
That's right, it cost only $1,845! Apr. 92
Their Ship Came In, Feb. 44
These are for your Christmas Stocking, Dec. 84
you Buy! Dec. 26
you Make for Christmas, Dec. 19
They said, "Don't do it, you'll be so Tied Down," Apr. 110
This is How to Wrap 'em! Dec. 86
is the Story of our "Colonial" Heritage and what we have done with it! Jan. 17
is your New U. S. A., Mar. 6
Month it's A Buffet Wedding Breakfast, Apr. 34
Month it's Shopping for your China, Glass, Silver, Linen, May 61
Month it's Showers, Mar. 24
Month it's two $1.00 dinner parties, Jan. 40
Month it's 2 Valentine Parties, Feb. 40
Month's Bridge Prizes! Jan. 44
Month's party is for your children, Dec. 52
Thomas, Edward G., article by, Mar. 82
Thomsen, Gudrun Nyborg, recipe by, Dec. 48
Thomson, Mr. and Mrs. Marvin, home of, Feb. 4
Those Greeting Cards, Jan. 45
$3,500, for Single Soul or Double Harness, Apr. 30
Three Piece Play Suit Pattern, May 70
3 Way Conservation in the Kitchen, Mar. 48
Tie-backs, Jelly Jar Top, May 73
Tied down!" They said, "Don't do it, you'll be so, Apr. 110
Tiemann, Olga Rolf, article by, May 68
Timpson, Rita S., article by, Feb. 79
Tin cans, and sea shells! Bamboozled bamboo, Feb. 71
Tiny Tot Birthday Party, A, Jan. 24
Tips for Gardeners, Feb. 72
To love, honor, and do the dishes, Mar. 110
Todahl, Margery Atwood, article by, Jan. 9
Today I hurried through my work and went to school! Jan. 53
Today's Mother Hubbard has lots and lots of Cupboards! Jan. 62
Towarzis, Mr. and Mrs. John, home of, Mar. 17
Towels, Transfers for Dish, Apr. 70
Tower . . . for $25 net! One Ivory, May 67
Toy Boxes from Apple Crates, Jan. 64
Cupboard, Jan. 64
Garage from Orange Crates, Apr. 62
Toys, Treasure Chest for Children's, Mar. 86
Trachtman, Mr. and Mrs. Joseph, home of, Jan. 16
Traditional Christmas, Dec. 60
Train that Christmas Dog! Jan. 32
Trains for the future, Teen age, too, Feb. 14
Transfers for Dish Towels, Apr. 70
Traveling now! Do your fireside, Mar. 106
Trays for giving, Make Smart, Dec. 22
Treasure Chest for Children's Toys, Mar. 86
Tree, Espalier Kumquat, Dec. 71
Paper Plate, Dec. 71
Trees that made the Sinnards famous, Popular Popcorn, Dec. 70
Trellises and Fences, Painting Outdoor, Apr. 19
Trip from N. Y. to Fla., Motor, Dec. 56
Try this over your Piano, Dec. 67
2-family in California, May 38
2 from 1, Apr. 66

Ulander, Mr. and Mrs. Gunnar, home of, Mar. 15
Uncle Sam Hired My Maid! Feb. 80
Under the Stars we Advance, Dec. 9, Jan. 8, Feb. 12, Mar. 6, Apr. 6, May 8
U. S. A. Picture, Completing the, Mar. 19
Universal, recipe by, Mar. 50
Upholstering Material, Saving, Feb. 28
Using and enjoying a home, Mar. 100

Vacation and Flowers, too! Feb. 50
Take a Gasless, May 18
Winter, Jan. 36
Vacuum Cleaner Care, May 9
Valance Pattern, Apr. 62, May 70
of Leaves and Flowers, Painted, May 73
Valentine Parties, This Month it's 2, Feb. 40
Vanity transformed into night stand and modern vanity, May 73
Varick, Elizabeth, ideas by, Dec. 84
Venetian Blinds Decorated, May 73
Verness, Lucile, article by, Jan. 34
Verse-Maker Ice-Breaker, Feb. 65
Victory Gardens and Morals, Apr. 7
Village that wouldn't be Drowned! The, Jan. 11
Visiting Daughter, Advice to a, Dec. 50
V.R.? What is your, Apr. 68

Waffle Supper, Feb. 26
Waisanen, Mr. and Mrs. William, home of, Jan. 7
Wakefield, Lucina, cards by, Dec. 17
Wall Bracket, "gay up" that ivy, Dec. 67
Panel Table, Mar. 60
Space, Shelves for blank, May 72
Wallace, Dorothy, article by, Feb. 22
Wallpaper Border for Decoration, May 72
Walls with Stencilled Border, Feb. 22
Walton, Mrs. C. M., home of, Jan. 7
War and your Pocket-Book, The, Apr. 6
Wardlaw, Mr. and Mrs. William, home of, Mar. 88
Warner, Ann Spence, article by, Mar. 20
Wars are not won by Arms Alone, Mar. 28
Wash, Mrs. Constance, home of, Feb. 66
Washington's Birthday Party, Feb. 65
Water, What no Running, Feb. 50
Watland, G. R. W., house designed by, Apr. 42
Ways to Save, A Flock of, Apr. 18
We always sing Carols, Dec. 60
Build Morale, May 4
learned about Budgets by Budgeting! Mar. 82
We're with you, Mrs. McClain! Mar. 100
Wedding Breakfast, This Month it's a Buffet, Apr. 34
Weed, Florence Collins, article by, Ja
Weeks, Mrs. Mabel G., letter by, Dec.
Wegman, Virginia, recipe by, Apr. 88
Weiler, Mildred, article by, Mar. 67
Wells, Mrs. Arthur, home of, Mar. 4
Weng, Siegfried R., Art Institute Dire
Feb. 16
Westinghouse, recipe by, Mar. 20
We'll put the "A" back in those eyes! 52
take Real Palms for our Christmas! 56
What are you waiting for?—Lake Fo
didn't! Feb. 20
is your V.R.? Apr. 68
no Christmas Dinner, Dec. 76
no running Water? Feb. 50
won't they think of Next, Feb. 36
Wheelbarrow into Flower Cart, Feb. 74
When it really becomes your Castle! M 76
Temperatures and Tempers Rise, Mar
Where Home Really Means Happiness, 10
Whitely, Mrs. McClelland, article by, 86
Whitening for Stone or Cement, May 66
Whitfield, Theodore, idea of, Jan. 63
Whitfield, Mrs. Theodore, idea by, Jan.
Whitmore, Eva, article by, Mar. 109
Whitmore, Marilla R., article by, Feb. 1
Whitney, Ronald L., article by, Mar. 10
Wickard, Claude H., Sec'y. of Agricult Jan. 48
Wildgruber, Theresa, recipe by, Mar. 53
Wiley, Bell, article by, home of, Mar. 71
Wiley, Mrs. G. J., article by, May 66
Williams, Dr. and Mrs. B. G., home of, A 40
Williams, H. Cobbett, ideas by, Dec. 19, 69, 73, 74, Apr. 62
Williams, Mr. and Mrs. Paul H., home Feb. 4
Williams, Mr. and Mrs. Thomas, home Mar. 19
Willis, Mr. and Mrs. R. M., home of, Jan
Willms, Madeline, article by, Mar. 96
Wilson, Mrs. David C., mantel of, Jan. 6
Window Emblem, May 7
Garden, May 75
Stained Glass, Dec. 71
Wire basket shopping cart for Flowers, F 74
Wiseman, George, decorated by, Apr. 28
Wishing Well Centerpiece, Apr. 70
Woeltz, Margaret, and Dolores Scott, id by, May 72
Wolcott, Wallace, house designed by, F 48
Wolverton, Margaret, article by, Mar. 38
Wood, Camille S., article by, May 65
Wood, Dr. Edith Elmer, article by, Apr.
Wood, James M., Pres. of Stephens Colle Feb. 13
Wooden Baskets can be useful and Deco tive, Apr. 18
Woods we go, Heigh-ho, To the, Dec. 48
World, Quiet in a Topsy-Turvy, Feb. 54
Wortham, Robert F., article by, Feb. 74
Workbench Pattern for Garden or Too Apr. 62
Wrap 'Em! This is How to, Dec. 86
Wrapping, Christmas Gift, Dec. 16
Wreath, Dec. 60, 65, 67
Wright, Sally, idea by, Feb. 29
Wronkow, Ludwig, designed by, Feb. 36

Yards for Children, May 17
York, Dr. and Mrs. Henry J., home of, Ja 6
You can make these with our new Pattern Apr. 62
"You don't know how Mother's Day e barrasses," May 58

Zimmerer, Karen Foss, article by, Mar.
Zimmerman, M. M., letter by, May 48