The AMERICAN HOME

10¢

1 & 2 STORY COLONIAL & MODERN HOMES

LIBRARY OF THE
AUG 16 1940
WOMAN'S COLLEGE
UNIVERSITY OF NORTH CAROL

8 PAGES OF IDEAS FOR HOME DECORATORS





September 1940

"I married an outdoor man...

so I planned a room to keep him happy . . . indoors!"

"My MIND was made up the day Norman dropped oil on my new living-room rug. Such a place to pick for cleaning a gun! And that row of loving cups across the mantel certainly paid no compliment to my decorative efforts.

"Little did I dream, though, what a good turn I was doing myself when I planned this hobby room for Norman. For I *re*discovered Armstrong's Linoleum! I've had it in my kitchen for years. I've always known how easy to clean it was. But I never realized the design possibilities of *modern* Armstrong Floors.

"Color scheming this room was no task at all once I had selected the Armstrong Floor. It gave me the cue for draperies, wall colors, and wood trim. And it gave me ideas for the *rest* of my house."

You'll get ideas, too, when you see the fascinating new designs in Armstrong's Linoleum Floors. You may even want to design your own floors, which this modern material now lets you do at but little extra cost.

Once your new Armstrong Floor is cemented in place over felt (that's for comfort and long wear, you know), all you need do to keep it like new is a daily dusting, an occasional washing and freshening up with Armstrong's Linogloss Wax. And that's a work-saver, too, for this wax needs no polishing.

Why not rediscover Armstrong's Linoleum yourself some day soon? Your local linoleum merchant's is the place to start your adventure.

More room adventures—a whole bookful—are yours if you write for "Tomorrow's Ideas in Home Decoration." Color illustrated. Sent for 10¢ (outside U. S. A., 40¢). Armstrong Cork Company, Floor Division, 4009 Pine St., Lancaster, Pa. (Makers of cork products since 1860)

Look for the name Armstrong's on the back of the goods you buy.

A man can be himself in a room like this. And even when things spill on the floor there need be no fuss. For *this* floor is easy-to-clean Armstrong's Embossed Linoleum, No. 6284, with fawn Linostrip and plain black border. Complete list of room furnishings sent free. Just write.

ARMSTRONG'S LINOLEUM FLOORS

for every room (A) in the house

PLAIN • INLAID • EMBOSSED • MARBELLE • JASPÉ • MONOBELLE • PRINTED • ARMSTRONG'S QUAKER RUGS *and* LINOWALL

Don't let that old furnace ride you this winter...

FOR BETTER HEATING AT LOWER COST

...TURN TO

IF YOU HAVE RADIATOR HEAT...

G-E Oil Furnace (for steam, hot water or vapor) gives you even warmth all winter long — *plus* abundant hot water, winter and summer, at low cost. Owners report fuel savings of 25% to 50%!

G-E Gas Furnace (for steam, hot water or vapor) burns gas the amazingly economical G-E way. It gives you clean, comfortable heat with complete freedom from furnace drudgery.

Whether you want radiator or warm air heat, oil or gas fired, there's a G-E unit for your home.

FOR RADIATOR OR WARM AIR HEAT

G-E Oil Burner can be installed in your present furnace in one day. It is clean, quiet, odorless — the convenience of truly automatic heat — $268 completely installed, *plus local codes.*

SEND FOR DETAILS

IF YOU HAVE WARM AIR HEAT...

G-E Oil Fired Winter Air Conditioner circulates *conditioned warm air* — filtered free of dust and humidified for your comfort and better health. Summer Cooling units can be added.





G-E Gas Winter Air Conditioner does away with dry, stuffy rooms. It supplies abundant heat and — *at no extra cost* — it filters and moistens the air. Burns gas the economical G-E way.

GENERAL ELECTRIC

Get full details from your local G-E distributor (see Classified Telephone Directory under Air Conditioning, Oil Burners or Gas Furnaces) or send coupon.

GENERAL ELECTRIC CO., Div. 190-612, Bloomfield, N. J.

Please send me literature on G-E ☐ Oil Furnace for radiator heat; ☐ Oil Winter Air Conditioner for warm air heat; ☐ Oil Burner for my present furnace; ☐ Gas Furnace for radiator heat; ☐ Gas Winter Air Conditioner for warm air heat.

Name.....

Address.....

You Ought To . . .

When friends pour advice down upon "you dear young things," do as we do when people tell us we should put glass shelves in the windows or a safety railing around the back porch—reply in your most enthusiastic, noncommittal way, "that's an idea!" then have it your own way . . . DOROTHY KAMPENGA

EVERYONE is familiar with the old saw about advice being "the thing that everybody asks for, everybody gives freely, but nobody takes." I have always questioned the first part of that, and after we had lived in our house a few weeks I felt that the second and third clauses could be condensed into "the thing that everybody gives freely without being asked." I even threatened silently to write a book in the manner of Mr. Dale Carnegie, to tell people how to keep their friends by not everlastingly trying to influence them.

We like our house; but then we are persons of such extreme independence of spirit that we like what we like whether anyone else does or not. Fortunately so, I think, for if we had been otherwise we should probably be very unhappy, indeed, because of the outspoken comment and urgent advice of our friends. Not that they never said pleasant things about the house; they always did. The disconcerting thing was that they always followed the complimentary remarks with qualifications, and I began to consider where would be the most conspicuous spot in which to hang a sampler I meant to embroider with the observation of the wise Dr. Johnson that "Men are seldom satisfied with praise introduced or followed by any mention of defect."

Somehow, I found it less disheartening when visitors sailed through the house, scattering their disparagement here and there, than when they concentrated on one room and told me *everything* that ought to be done there. Since the living room was the first room they entered, it was most frequently subjected to a complete critique. Directly after callers had approved the size of the room and admired the built-in bookcases they usually exclaimed, "But where's your mantelpiece? The fireplace is pretty but it would look a lot larger with a mantelpiece. You should have something hanging above it, too. Ah, and you ought to put glass shelves in those little windows on either side of the fireplace. They do shut out some of the light, with things standing on them and all, but goodness knows with the walls so light in this room you don't need so much window light anyhow." After that there were miscellaneous remarks about the floor and walls, more often than not ending up with the conviction that painted walls are nice because they are easy to keep clean, but, for variety, one ought to have wallpaper.

Now, in our dining room there is something which we recognize as unfortunate—one of those peculiarly proportioned telephone niches cut into the wall at an inconvenient point. As we prefer to have our telephone elsewhere, we ignore this funny hole and permit our little daughter to keep her tiny Noah's Ark and other such diminutive treasures there.

"What on earth is this?" persons entering the room for the first time invariably ask. When we tell them, they gaze at it speculatively for a minute or two and then rush to our rescue with bright ideas for its use. We ought to make it into a little bookcase; we ought to put a mirror in the back with glass shelves in front to hold odd pieces; we ought to put an aquarium in it; we ought to build a radio or clock into it; *or* we ought to have our telephone there, though we don't want it.

The kitchen is my pride and joy He (and more especially she) who finds a fault in it tramps upon my toes. And many do. They think I haven't enough cupboard space. "Those open shelves at the ends look awfully cute, but aren't they dreadful to keep clean? Closed in, they'd give you a lot more real cupboard space." Or the sink ought to be under that window instead of beside it. And don't I find that my plain blue floor shows *every* mark? At this juncture, the caller crosses to the back door and forgets all the kitchen's shortcomings in the discovery that the porch has no railing around it. This almost always brings forth a little lecture on safety.

Beyond the porch that ought to have a railing is the garden, and if the caller is an inveterate gardener the suggestions as to its improvement are far too numerous to set down here. If not a gardener, our guest admires the garden but thinks we should have a gravel or brick walk through that grassy avenue leading to the lily pool and rock garden.

The second floor of the house has not been so often inspected as the first floor, but the inspections it has had have certainly been more thorough. For instance, a visitor rarely opens the cupboards in my kitchen, but everyone peers into the clothes-closets upstairs. The one in my room projects slightly, and I am told that it ought to be torn right out. In my room, too, is a wide, double casement window set rather low to the floor. It has no sill, but above it, at about eye-level, is a shelf running the full length of the casing. There are little plants, some porcelain and a few small books on this shelf, which is to me one of the most charming features of the room. Evidently others do not share that opinion of it, for anyone who mentions it at all calls it "curious" or "extraordinary," deploring the fact that the window has no lower sill.

THE other bedrooms must be either entirely perfect, or (and more likely) too ordinary to inspire the helpful touch, for they occasion very little comment of any kind. The bathroom comes in for its share, though. Innumerable times now we have been told that there is the "darlingest bathroom" in a model home somebody saw over the week end, and "you're so fond of blue, you ought to have your bathroom like it. Why don't you paint it blue above the tiles and have little clouds or stars or birds or something scattered over it?" I plunge toward the stairs; I wish we lived in a good cozy tent.

But the male guest is now speaking. "I thought you had an attic," he says accusingly.

"So we have," I reply. Then I anticipate him by continuing, "See that door in the ceiling? Open it and there is the attic, practically full already."

He looks puzzled. "Does it have one of those folding stairways?" he asks.

"No, it has a rather nice substantial ladder," we tell him. [*Please turn to page 84*]

"I didn't cook any supper, Mum. I couldn't find the stove."

THE AMERICAN HOME, September, 1940. Vol. XXIV, No. 4. Published monthly by The American Home Magazine Corporation, 444 Madison Ave., New York, N. Y. Subscription price $1.00 a year; two years, $1.50; three years, $2.00; foreign postage $1.00 per year extra. Entered as second class matter December 31, 1935, at the post office at New York, N. Y., under act of Congress, March 3, 1879.

"A guy's a sap to visit his boss!"

BILL: Boy . . . this is the life! Never felt such smooth, cool sheets before. Wouldn't mind being a millionaire myself. Nope . . . wouldn't mind it a bit.

HELEN: They're *percale* sheets, me lad. Like them?

BILL: *Like* 'em? Here I'm talking like a poet about 'em and you ask me if I like 'em!

HELEN: Good. I'm buying some the minute we get home.

BILL: Hey . . . don't go gettin' fancy ideas. *We're* still on that iron-bound budget . . . remember?

HELEN: I remember. But I learned today that Cannon Percale Sheets *cost just about the same as the heavy-duty muslin sheets* we're using at home now. Why . . . we can even SAVE money on them!

BILL: Take it easy, honey. Don't go too far.

HELEN: No fooling, Bill. If we use Cannon Percale Sheets we can save as much as $3.25 a year for each bed in laundry bills. They're much lighter than heavy-duty muslin. And we send our laundry out at pound rates. Get it?

BILL: I get it and I like it. And we get Cannon Percale Sheets when we get home. Now be a good girl and let me see what it's like to *sleep* on percale.

HELEN: Goodnight, dear. They wear for *years*, too.

BILL: Hel-en . . . sleep!

HELEN: Yes, dear. M-m-m, they're so *sm-oo-th* . . . and they stay fresh longer, too. And they . . . all right, Bill . . . I'm sleeping.

Cannon
PERCALE SHEETS
MADE BY THE MAKERS OF CANNON TOWELS
$1.49

Cannon Muslin Sheets are another superior value. They sell for about a dollar. Both Cannon Muslin and Percale Sheets are available in six lovely decorator colors . . . at slightly higher prices.

TRADE MARK MADE IN U.S.A. CANNON

"YOU DON'T HAVE TO BE RICH TO SLEEP ON CANNON PERCALE!"

New! Cannon Hosiery now comes in the new NYLON as well as Silk. Ask for Cannon Stockings at your favorite store.

NO SHIVER! SHIVER! SHIVER! THIS WINTER

Remember last winter?

When in January and February the thermometer went down! down! down; and you just couldn't get enough fuel into the old furnace to keep the house warm? When you raised your hand and swore "Never again"?

Unless you do something about it, it will probably be worse this winter!

Now is the time to call in your Crane Heating Contractor and let him show you how easy it is to have a warm, comfortable, healthful house even when winds howl and a trip no farther than to the garage is a frigid experience.

When your Crane Contractor recommends a heating system for your home, you have the advantage of knowing that his recommendation is unprejudiced. For Crane sells all types of heating—hot water, steam, warm air—and the Crane line includes boilers and furnaces in all sizes to burn all fuels.

Let your Crane Contractor save you from a cold, cheerless house this winter. He will show you how your heating plant can be changed into an economical, efficient Crane system, on the convenient Crane payment plan if you like. Check with him today or mail the coupon below for a book giving you full information on all heating systems.

Basmor Gas Fired Boiler gives completely automatic heat with natural or manufactured gas.

CRANE

CRANE CO., GENERAL OFFICES: 836 SOUTH MICHIGAN AVE., CHICAGO

VALVES • FITTINGS • PIPE PLUMBING • HEATING • PUMPS

4 WAY HEATING SERVICE

CRANE CO., 836 S. Michigan Ave., Chicago, Ill.
Gentlemen: Please send me a copy of "Choosing the Heating System for Your Home." AH 9-40

Name .....

Address .....

Town ..... *State* .....

AUTOMATIC HEATING SYSTEMS FOR EVERY FUEL

Home of Dr. and Mrs. Cullen B. Gosnell, Atlanta, Ga.

CONTENTS

SEPTEMBER, 1940 VOL. XXIV, No. 4

Cover Design (See pages 12, 16, 18, 30, 33, 40, 45)
You Ought To . . . . . Dorothy Kampenga 4
A Suburban Home, Country Style . *Daniel R. and Dorothy B. Merrill* 12
Strong Colors on a Portland, Oregon, Hill . . . *Florence Combs* 14
And Another Lovely Garden on a Difficult Site—This Time in Ithaca, New York State . *Annabel Needham* 15
Fresh Color, Fresh Details in a Modern Home 16
A Philadelphia Suburban Home Makes the Most of Its Garden View . . . . . *Sophia Yarnall* 17
We Don't Walk Out On It Any More! . . . . *Helen Terkelsen* 19
Art in the Home Landscape . . . . . *William H. Hoffman* 20
Does the Outside of Your House Discourage You? . . *Lila Smith* 22
"Two" in Play . . . . . *Thelma Knoles* 23
Crafty Corner . . . . . *Charles C. Porter* 24
Dear Brides and Mover-Abouters . . . . . *Alice H. Schade* 25
6 Famous American Furniture Buyers Give 6 Recipes for Successful Double-Duty Rooms! 27
The Ellises Used Color and Mirrors! . . . . *Helen Bell Grady* 29
And One for You— . . . . . *Harriet R. Curtis* 31
New England Colonial Comes to the Midwest and Far West . . . 32
Just Big Enough to Fit the Budget . . . *Martha B. Darbyshire* 33
Make Your Lawn Now! . . . . . *Homer L. Jacobs* 34
Pick Yourself a Date . . . . . *Sarah Shields Pfeiffer* 35
Seclusion in a Westchester Suburb . . . . . *Elizabeth Low* 35
Attic into Home . . . . . *Jessie R. Herman* 37
Getting Along with a Little House . . . . . *Olive W. Freeman* 37
The 2 Weeks after the First 10 Days . . . . . *Katherine Burns* 38
Birch Hill at Buyck, Minnesota . . . . . *Edna M. R. Graif* 38

[Please turn to page 8]



Home of Mrs. H. R. Stutsman, Herndon, Va.

Garden of Miss Alyce Smither Kilmarnock, Va.

© Underwood & Underwood

Home of Mr. and Mrs. Maxwell Baxter, Fort Lauderdale, Fla.

Right: Garden of Miss Irma S. Carmon, Lyons, Ohio

Left: Home of Mr. and Mrs. W. J. Millis, Houston, Texas



MONTEIGNE, CLASSIC EXAMPLE OF THE OLD MANORIAL SOUTH

Built in 1855 at Natchez, Mississippi, the Seat of the Confederate General William T. Martin, Monteigne was originally painted with white lead, oil and Gum Turpentine. The present owner, Mrs. J. W. Kendall says, "I plan to have Monteigne painted soon and will use only white lead, oil and *Gum Turpentine* as originally used".

Monteigne, famous for its beautiful grounds and gardens, will be shown to the public during the Annual Natchez Pilgrimage sponsored by the Pilgrimage Garden Club, March 8th-23rd, 1941.

FOR ALMOST A HUNDRED YEARS GOOD PAINT HAS PRESERVED ITS BEAUTY

THEN AS NOW THE BEST PAINT FORMULA—BY VOLUME: 50% HIGH QUALITY PIGMENT, 25% OIL AND 25% GUM TURPENTINE (FIRST AND SECOND COATS)

THEY ARE NOT Gone With The Wind. In the Deep South, you will find these famous old Antebellum mansions standing after more than a hundred years . . . their beauty and charm preserved by good paint mixed with Pure Gum Turpentine.

There were no substitutes for Gum Turpentine in those days. Paint was 100% paint—high quality pigment, oil *and Gum Turpentine.* This is the same tried and true formula that reliable Painting Contractors use today. *This is the paint that 9 out of 10 Painting Contractors use on their own homes.* For beauty, durability and *lasting economy,* there is nothing to equal paint which consists of high quality pigment, oil and Pure Gum Turpentine—*a 100% American product.*

Be sure to specify Gum Turpentine for every paint job. It is the lifeblood of paint and the foundation of every good paint job. Gum Turpentine penetrates the surface, carrying the pigment and oil into the pores, forming millions of little fingers which *anchor the paint.* Gum Turpentine aids in the oxidation of the paint film and has a plasticizing effect on the paint film, resulting in a protective covering that is flatter, smoother, tougher, more durable.

Call a reliable Painting Contractor today. Let him show you how economical it is to make your home look like new. Specify Gum Turpentine in the painting contract. As recommended by many leading pigment and paint manufacturers, first and second coats should contain 25% Gum Turpentine by volume. Write today for booklet, "1501 Painting Contractors Tell You How To Get The Best Paint Job."

AMERICAN TURPENTINE FARMERS ASSOCIATION COOPERATIVE, *General Offices, Valdosta, Ga.*

Specify Canned Gum Turpentine bearing the AT-FA Seal of approval. This Seal is your assurance of genuine pure Gum Spirits of Turpentine from the living pine tree. All Canned Gum Turpentine bearing the AT-FA Seal is approved by the American Turpentine Farmers Association Cooperative. Pints, quarts, gallons and five-gallon sealed containers at all good Paint, Hardware and Lumber Supply Dealers. Canned Gum Turpentine is also handled by many Grocery Stores, Drug Stores and 5 & 10c Stores. An excellent household cleaner and disinfectant. For an excellent furniture polish, mix one part Gum Turpentine with two parts raw linseed oil.

4 PRACTICAL SUGGESTIONS FOR IMPROVING YOUR HOME

EXTERIOR WALL PANELS of PC Glass Blocks insure plenty of daylight in your rooms, and add greatly to your home's appearance. They also make your home easier to heat because of their high insulation value. And they are suitable for either modern or traditional architectural styles. Architect: Philip B. Maher.

A GARDEN WALL OF PC Glass Blocks is a new idea, rapidly gaining in popularity. Such a wall is gay and attractive. It does not cast dense shadows like a masonry wall. It is a fine windbreak. And it cuts off unwanted vistas. Architects: Landefeld and Hatch.



A KITCHEN CORNER, practical style. PC Glass Block panels flood the stove and adjacent work surfaces with light. They also keep out prying eyes. There are numerous attractive patterns, sizes and styles of PC Glass Blocks to choose from.

DRESS UP YOUR DINING ROOM with PC Glass Blocks. They transmit lots of cheerful daylight but preserve your privacy. They make the room quieter, deadening outside noise. And they're very easily cleaned with a damp cloth. Architect: Earl L. Confer.

PITTSBURGH PC CORNING **GLASS BLOCKS**

manufactured by
PITTSBURGH CORNING CORPORATION
distributed by
PITTSBURGH PLATE GLASS COMPANY
and by W. P. Fuller & Co. on the Pacific Coast

"PITTSBURGH" stands for Quality Glass

Free Booklet

"Ways to Improve Your Home with Pittsburgh Glass" shows you how to use PC Glass Blocks and other Pittsburgh Products in dressing up your home. Send coupon for your copy . . . now!

Pittsburgh Corning Corporation
2162 Grant Bldg., Pittsburgh, Pa.
Please send me, without obligation, your free, illustrated booklet "Ways to Improve Your Home with Pittsburgh Glass."

Name .....
Address .....
City ..... State .....

At the New York World's Fair, visit the Glass Center Building and the Pittsburgh House of Glass



Home of Mr. and Mrs. T. M. Greene, Baltimore, Md.

Home of Mr. and Mrs. Vernon Weinkauf, La Crosse, Ind.

Garden of Mrs. M. L. Rogers, Jr., Walnut Grove, Calif.

Top center: Home of Mrs. Bertha Nance Dickerson, Dallas, Texas

Home of Mr. R. A. Shaw, Detroit, Mich.

Home of Mrs J. H. Dodd, El Monte, Calif.

CONTENTS, Continued from page 6

We Made This Mirror Cornice	*Louise Kellam Smithies*	39
We Got Farm Fever!	*Martha Perin*	39
Smart Built-In Features for a Woman's Own Use in Rocky Hill, N. J.		40
And These are Fair and Cooler!		42
A Treasure Hunt on a Flowery Trail	*Helen Goodrich Mastin*	43
Solved: One Problem Kitchen	*Violet Moore Higgins*	44
We're Trying to Catch Up with Our Readers!		45
Don't Ask a Mob!	*Dorothy McKenzie*	47
All of These Are New		53
For New *or* Old Houses—		58
Ivanhoe Farms		61
The House That Books Built	*Helen Bell Grady*	66
You Would Hardly Believe it		68
My Pick-Up Basket	*Josephine Bleecker*	70

Home of Mrs. Frederick P. Dickey, Milton, Mass.

Garden of Mr. and Mrs. Charles Pearson, Stillwater, Okla.

Home of Dr. and Mrs. William W. Trostel, Pigua, Ohio

Outdoor grill of Mr. Orley C. Holt, Eagle, Wisconsin

Home of Mr. and Mrs. Carl B. Nowell, Swampscott, Mass.

Outdoor grill of Mr. R. H. Knepp, Warsaw, Indiana, copied from plans in "The American Home"

Terrace of Mrs. Paul Brunk, Frederick, Okla.

MRS. JEAN AUSTIN, Editor

CHARLOTTE E. CONWAY, Associate Editor
JULIA BOURNE, Home Economist
MARY E. MONZE, Decorating Inquiries
FREDERICK S. PEARSON, 2ND, Managing Editor
E. L. D. SEYMOUR, Horticultural Editor
W. M. MEHLHORN, Architectural Editor
MARNI WOOD, Entertaining and Party Service

Letters requesting information should be accompanied by a stamped, addressed envelope

Published monthly by The American Home Magazine Corporation. W. H. Eaton, President-Treasurer, Henry L. Jones, Vice-President, Jean Austin, Secretary. Executive, Editorial and Advertising headquarters, 444 Madison Avenue, New York. Subscription Department, 251 Fourth Avenue, N. Y. Branches for advertising only: 248 Boylston Street, Boston, Mass.; 360 North Michigan Avenue, Chicago, Ill.; A. D. McKinney, 915 Olive St., St. Louis, Mo.; W. F. Coleman, Henry Building, Seattle, Wash.; W. F. Coleman, 485 California Street, San Francisco, Calif.; W. F. Coleman, 530 West 6th Street, Los Angeles, Calif.

Copyright, 1940, by The American Home Magazine Corporation. All rights reserved. Title registered in U. S. Patent Office.

The HOME of "BUD" RILEY



THE Hoosier Poet, James Whitcomb Riley, was born in this comfortable old house in Greenfield, Indiana, on October 7, 1853. The house was painted yellow and white. Just inside the door was the winding, spiral staircase which was ever a challenge to the athletic prowess of James and his brother, Johnny, who slept in a little room up under the eaves. In warm weather the family often ate supper on the porch.

The poet once referred to his boyhood home as, "Right here at home, boys, is the place, I guess, for you and me and plain old happiness."

James Whitcomb Riley was the product of two intellectual Middle West families; his father, a lawyer, an orator, a member of the State Legislature, and a captain of cavalry in the Civil War; his mother, a member of a family of rhymesters who used to correspond with each other in verse, contributed poems to various newspapers.

"Bud" Riley, as James was called by his boy companions, was a frail lad and not much of a student. He left school at the age of 16 and was employed for a brief period by a shoemaker, devoting his spare moments to painting advertising signs and later trying his hand at selling Bibles. The elder Riley had hoped that his son would follow in his footsteps, but "Bud" fell asleep over his father's Blackstone and purchased a rhyming dictionary, soon thereafter having his verses accepted by country newspapers.

Many now living remember his later tour with Bill Nye during which halls and theatres the country over were filled to capacity, Riley never failing to move the audience to tears followed by Nye who completely changed the character of those tears by his marvelous humor.

While Riley was undoubtedly a genius, he was a most painstaking worker. His voice was golden and it was a great experience to hear him read or recite. He gave no thought to fame; he was famous to the public long before the fact was borne in upon him by the many degrees conferred upon him by Yale and other universities. "I don't do it," he was heard to remark. "I'm only the willow through which the whistle comes." He thoroughly understood the child and his power to evoke tears or laughter was unmatched.

The Home, through its agents and brokers, is America's leading insurance protector of American Homes and the Homes of American Industry.

The HOME INSURANCE COMPANY

★ ★ ★ NEW YORK ★ ★ ★

FIRE, AUTOMOBILE AND MARINE INSURANCE

"I made myself over in 6 weeks"

—says Mrs. Thelma Watts, of Middletown, N. Y.

This is how she did it through the DuBarry Home Success Course

Photo below, taken April 29, 1940, shows Thelma Watts overweight, with awkward posture, hips thick, skin dull.

Photos above and at right, taken July 1, show the new Thelma Watts, proportions corrected, skin soft, lovely.

PROUD OF HER HOME and family, but not of her own appearance. That was Thelma Watts. Then she enrolled in the DuBarry Success Course. She was given a personal routine to reduce her weight, correct her posture, improve her complexion, hair, make-up. In six weeks she was a glamorous, gracious, slender woman with a loveliness she knows how to keep.

"This adventure in beauty was fun," says Mrs. Watts. "My daily beauty routine was refreshing. My exercises gave housework a romantic glow. Making beds, washing windows, cleaning floors, all contributed to my new waistline. The Success Course is practical, sensible—and it works! I look and feel like a new person."

Have YOU The Courage To Be Beautiful?

Thelma Watts is just one of more than seven thousand women who have found the DuBarry Success Course a new way to beauty at home. Among them are wives, mothers, business girls, nurses, teachers, students. The Course comes to you, wherever you are, shows you how to use the same methods taught by Ann Delafield at the famous Richard Hudnut Success School, New York. And at just about one-tenth the cost! It brings you a program for your individual needs—tells and shows you what to do every day for six exciting weeks.

Send for the book, "Six Weeks From Tonight," and find out what the DuBarry Home Success Course can do for you.

With your Course you receive this handsome Travel-Case containing 20 different DuBarry Beauty and Make-up Preparations specially selected for your type.

DuBarry
Success Course

ANN DELAFIELD, *Directing*
RICHARD HUDNUT *DuBARRY* SALON,
Dept. S-22J, 693 Fifth Avenue
New York, N. Y.

RICHARD HUDNUT *DuBARRY* SALON
Dept. S-22J, 693 Fifth Ave., New York, N. Y.

Please send me the book, "Six Weeks from Tonight," telling all about your DuBarry Home Success Course.

Name_____

Street_____

City_____ State_____

INDEX TO ADVERTISERS

September, 1940

It is the definite policy of* THE AMERICAN HOME *to make its advertising pages trustworthy and reliable.

BUILDING

American Turpentine Farmers Association Cooperative..... 7
Arkansas Soft Pine Bureau..... 74
Cabot, Inc., Samuel..... 89
Carnegie-Illinois Steel Corp., Columbia Steel Co., Tennessee Coal, Iron & Railroad Co. (U. S. Steel Corp. Subsidiaries)..... 65
Celotex Corporation.....66, 67
Columbus Coated Fabrics Corp.... 82
Crane Co..... 6
Curtis Companies, Inc..... 72
Eagle-Picher Sales Company..... 64
Fairbanks, Morse & Co..... 90
General Electric Company (Automatic Heating Equipment) 3
General Electric Sinks..... 53
Gordon-Van Tine Co..... 89
Heatilator Company..... 87
Hershey Machine & Foundry Co... 70
Holland Furance Company..... 85
Imperial Paper & Color Corp..... 81
International Nickel Co., Inc..... 80
Iron Fireman Mfg. Company..... 62
Johns-Manville Corp.....63, 72
Kimberly Clark Corp..... 91
Kitchen Maid Corp..... 87
Kohler Company..... 89
Majestic Company..... 91
National Chemical & Mfg. Co..... 84
Owens-Illinois Glass Co..... 88
Page & Hill Company..... 87
Pittsburgh Corning Corporation.. 8
Pittsburgh Plate Glass Company (Paints) 78
Pratt & Lambert, Inc..... 87
United States Gypsum Co..... 86
United Wallpaper Factories, Inc... 75
Webster Electric Company (Oil Burner Equipment)..... 87
Western Pine Association..... 92
Wood Conversion Company..... 88
Wood for Venetians Association... 92

ELECTRICAL EQUIPMENT

Chase Brass & Copper Co..... 93
Chicago Flexible Shaft Co..... 57
General Electric Company.....3, 53
Silex Company..... 81
Seth Thomas Clocks..... 57
Webster Electric Company (Oil Burner Equipment)..... 87

FOODS

Burnett Company, Joseph..... 56
Campbell Soup Company..... 49
Canned Salmon Industry..... 50
Coca-Cola Company..... 51
Colman's Mustard..... 56
General Mills, Inc..... 95
Heinz Company, H. J..... 11
North Pacific Nut Growers Cooperative 57
Standard Brands, Inc. (Royal Baking Powder)..... 56
Wesson Oil..... 55

HORTICULTURE

Ackerman Nurseries..... 93
Brand Peony Farms..... 92
Burpee Company, W. Atlee.....83, 92
Conard-Pyle Company..... 92
Dreer, Inc., Henry A..... 92
Johnson Cactus Gardens..... 93
McLean Bulb Farm..... 93
National Carbon Company, Inc. (Sta-Way) 84
Naughton Farms, Inc. 93
Novotny Gardens..... 93
Scott & Sons Co., O. M..... 93
Wayside Gardens 93
Whitten Nurseries 92

HOUSE EQUIPMENT

Aluminum Cooking Utensil Co. (Wear-Ever) 94
Boyle Company, A. S. (Black Flag, Old English Wax, 3-In-One Oil, Plastic Wood, Antrol) 90
Midway Chemical Company (Fly Ded, Aerowax, Wizard Cleaner, Aero Scratch Remover) 85
Scott Paper Company (Tissue).... 71

HOUSE FURNISHINGS

Armstrong's Linoleum Floors..... 2
Cannon Mills, Inc. (Sheets)..... 5
Cash, Inc., J. & J..... 56
Concord Worsted Mills..... 91
Congoleum-Nairn, Inc..... 60
Drexel Furniture Company..... 79
Heywood-Wakefield Company..... 80
Imperial Furniture Company..... 83
Kenwood Mills..... 82
Nagel Chase Mfg. Co..... 93
Nurre Companies, Inc..... 81
Olson Rug Company..... 58
Owen Silent Spring Company..... 74
Quaker Lace Company..... 83
RCA Manufacturing Company..... 73
Roseville Pottery, Inc..... 83
Shwayder Brothers, Inc..... 76
Simmons Company..... 59
Smith & Sons, Alexander..... 77

INSURANCE

Employers' Group..... 64
Home Insurance Company..... 9

MISCELLANEOUS

General Card Company..... 70
Glover Company, Inc., H. Clay.... 87
N. Y. School of Interior Decoration 70
Parke, Davis & Company..... 91

SMOKING MATERIALS

Chesterfield Cigarettes..... 52
Lucky Strike Cigarettes....Back Cover
Marlboro Cigarettes..... 93

SOAPS & CLEANSERS

Bon Ami Company.....61, 83
Clorox Chemical Company..... 86
Fels-Naptha Soap..... 54
Sani-Flush (Hygienic Products Co.) 91

TOILET GOODS & DRUGS

Hudnut Sales Company, Inc..... 10
Hudson Products, Inc. (Polident) 70
Kotex 69
Pepsodent Co. (Antiseptic)..... 68

While every precaution is taken to insure accuracy, we cannot guarantee against the possibility of an occasional change or omission in the preparation of this index.

HEINZ BEANS taste just like the home-baked kind!

Heinz Beans Have A Grand Old-Fashioned Flavor Everybody Likes; They're Golden-Brown Beans Thoroughly Oven-Baked And Drenched In Savory Sauces; No Wonder They Taste Homemade!

HEINZ real honest-to-goodness baked beans are a dish that makes mere words seem weak. Crammed with flavor, baked till they're fairly bursting with tenderness, shining with spicy sauces! Just such beans as these might have been lifted out of the brick oven of an old New England farmhouse — after long hours of baking. Today that heady, tantalizing fragrance can rise from your table in just a few minutes. For Heinz Oven-Baked Beans need only heating. And they're ready for eating. What grand eating they are! Won't you try this grand family favorite some night soon — and see how really tasty oven-baked beans can be?

Four Kinds

Heinz Oven-Baked Beans are fixed four different ways! One is as Yankee as blueberry pie —*Heinz Oven-Baked Beans, Boston-style* with juicy pork and molasses. Another is a great favorite in the Midwest—Heinz Oven-Baked Beans with pork and a tempting sauce of Heinz own tomatoes. A third is Vegetarian-style, drenched in tomato sauce — no meat. The fourth came from down Texas-way—Heinz Oven-Baked Red Kidney Beans with tender pork and a spicy brown-sugar sauce.

Supper Bean Salad. Fry 3 strips bacon until crisp. Then drain and break into small pieces. Combine bacon, ½ cup each chopped onion and chopped green pepper, 1 cup chopped apple, ⅓ cup diced American cheese and a 17½-oz. tin Heinz Oven-Baked Red Kidney Beans. Season with salt. Mix. Chill. Serve with lettuce and Heinz Mayonnaise.

Minced Ham And Bean Buns. Dice ½ lb. raw cured ham. Then brown in 2 tablespoons butter. Add an 18-oz. tin Heinz Oven-Baked Beans, Boston-style. Then cook slowly 5 minutes. Add ¼ cup Heinz Tomato Ketchup. Toast 6 round sandwich bun halves. Top with bean mixture, then with a generous mound of racy Heinz India Relish.

Baked Beans, Dairy-Style. Pour an 18-oz. tin Heinz Oven-Baked Beans, Vegetarian-style, in casserole. Then sprinkle generously with shredded sharp cheese. Cover with a second tin of beans. Then pour ½ cup thick sour cream over top, spreading evenly. Sprinkle again with cheese. Bake in a moderate oven (375°F.) 25 minutes.

Combination Baked-Bean Casserole. Arrange Heinz Oven-Baked Beans with Pork and Tomato Sauce and Heinz Oven-Baked Red Kidney Beans in alternate layers in casserole, using two layers each. Spread each layer with Heinz Tomato Ketchup. Top with strips of bacon. Bake in a moderate oven (375°F.) 35 minutes.

Copr. 1940, H. J. Heinz Co.

Heinz OVEN-BAKED Beans

WHEN YOU ATTEND *the New York World's Fair, H. J. Heinz Co. cordially invites you to visit the beautiful Heinz Dome.*



The Scotts chose old reds and blues, simple pine and maple furniture, for "farm" atmosphere

HOOTON & TIMPSON, *Architects* ETHELBERT E. FURLONG, *Landscape Architect*
DANIEL R. MERRILL, *Photographer*



Shelves for treasured china, black hinges on random boards, country chintzes do their part

A Suburban Home, Country Style

DANIEL R. and DOROTHY B. MERRILL

No crowing roosters awaken the Richard L. Scott family at early dawn; no silo rises behind their house; no grunting porkers or mooing cows meander around, but the whole place has the casual countryside appearance of a handsome, well-settled old farmhouse just the same. A country farm was the Scotts' original notion but farming is a full-time job in itself and the senior and junior Scotts had business and school interests to look after. So they brought the country to the suburbs by building at Caldwell, N. J., a suburb of the New Jersey-New York metropolitan area.

There were excellent Early American farmhouses, most of them of fieldstone, in New Jersey and nearby Pennsylvania to draw on for suggestions. Typical weathered granite, actually taken from old farm walls, was used for the garage and for low retaining walls around the entrance and front terrace of the house. But the house walls themselves were built with hand-split cedar shakes and their texture and natural light tone have a delightful rustic quality which contrasts well with the stone. The rural spirit is equally evident in the low-pitched, rambling roof lines, in the comfortable open porches at front and rear, and the lush flower and vegetable gardens about the place. Most of the details are country style, too, designed for usefulness and practicability, with no nonsense about them but with enormous charm. There are Dutch half-doors, wood-pegged plank floors, black H and L hinges and thumb latches on white board walls and doors, a Pennsylvania Dutch hood effect sheltering the garage windows, a Dutch ovened fireplace, simple maple and pine furniture, a rain barrel tucked under a down spout, and even a front yard planted in rye instead of clipped as a lawn. They all help to build up the hospitable, easygoing, farmhouse spirit of the place.

The house follows the gentle slope of the land and its long, low lines really seem to grow out of the land naturally. It's a fairly large house of four main rooms and five good size bedrooms and it has exceptional convenience in its arrangements. We wouldn't say it was like an old shoe but it has the same sort of comfortable "give" and elasticity. Rooms are large enough to let the owners spread out and throw their weight around a bit; there is really adequate storage and closet space; and generous halls give privacy to the rooms and afford unusually complete and easy passage between all parts of the house. Just as in a farmhouse, there is close relationship between indoors and outdoors; in fact there are seven convenient doorways, giving direct access on every side of the house. The main entrance is through a little white gate set in the stone wall and a brick paved path leads from it past the garage, with its picturesque overhanging roof, into the sunny terrace on the south side. Spring and fall flowers such as Mrs. Scott's prize-winning tulips, shown here and also in a color illustration of the

[*Please turn to page 80*]



STRONG Colors on a Portland, Oregon, hill

Boycbuk

Brilliant cascade of azaleas, phlox and tulips starts all-season pageant of color

Proving that what used to be a "garden heresy" may be acceptable doctrine if done skillfully and under the right conditions

FLORENCE COMBS

WHEN I started my present garden, some ten years ago, the use of strong color in plant material was little short of heresy. The many garden books that I studiously perused all agreed that strong yellows, orange, and scarlet were hardly permissible, while of those outcasts, ruby, cerise and magenta, not even the shadow might lie across an orthodox border! To be sure, one garden looked pretty much like another. In fact, the American landscape, despite its riotous background, its miles of prairie flaming in the sunset, its endless purple mountain chains, was rapidly taking on something of the faint mists of a wash drawing! Well, I happened to live close to a whole cortege of purple mountains. And I was building my garden on a steep hillside where the faint-hearted pastel shades, so stressed by the books, would be lost in a vast amount of woods and sky.

So in spite of reiterated warnings to use "soft colors which are sure to blend," I boldly took matters into my own hands, threw out the cloudy grays, dull pinks, and shadowy blues, and splashed such color down our hillside that my pagan soul reveled in the glory of it. Nor would I change those colors even to this day. After all the beauty of recurrent springs, summers, and drowsy, golden autumns, I am more than ever convinced that bright, pure color is to be preferred to the pale pastels in almost any garden, large or small. Admitting the advantages of an unusual amount of "atmosphere," wonderful cloud effects, and a deep, fir-clad canyon beyond and to the south of us, still I contend that anyone may use my colors with satisfaction and impunity, *if* they are careful to use plenty of green as a background, and some mauve and white throughout.

For my spring garden I used a fairly large planting of the Japanese Kurume azalea. It is a glorious, soul-satisfying magenta that glows like a million rubies in the sun. It is evergreen and hardy with us in western Oregon. However, I believe it is, unfortunately, tender, north of Philadelphia and in the rigorous Middle West. Down either side of our long, curving flight of steps I poured broad masses of mauve and purple aubrietia; of creeping phloxes to form magnificent patches of pink-eyed white, and purple-eyed cerise; of pale and deep yellow brooms (Cytisus). The early scarlet tulip, Prince of Austria, marched in close formation beside drifts of star narcissi and snowy mounds of candytuft. Small valleys, between mossy lava rocks, are filled with pools of porcelain-blue grape-hyacinths (Muscari Heavenly Blue) and the clear, hard blue of Scilla siberica. Clumps of large-leaved Saxifraga megasea rear plumes of bright, waxen pink among the delicate nodding, green-tipped flowers of spring snowflake (Leucojum vernum). If the Dutch crocuses last over, so much the better, for their purple and yellow cups will tie all this brilliance to the golden curtains of Alyssum saxatile which hang from low walls and copings everywhere. As a background for all this, the new leaves create a mist of yellowest green; dark-leaved rhododendrons and tall fir trees supply a somber note, and over all arches the wide, ever-changing dome of the sky of early spring. I have found color just as essential on the

[*Please turn to page 94*]

ANNABEL NEEDHAM

Far below are shady walks, pools, the "prehistoric maiden"

The house, of native stone, looks down into the glen

And another lovely garden on a difficult site—this time in Ithaca, New York State

THIRTY years ago, in a newly opened residential section of Ithaca, New York, a wooded glen of some three acres extent lay on the bargain counter. Traversed by a spring brook, it had been the watering place for livestock; real estate agents called part of it a mudhole. An impecunious naturalist came along. He saw the strong-flowing spring, the fine old trees filling most of the area with abundant shade, the ferns and wild flowers still thriving in the nooks of its steep walls and therefore inaccessible to wood vandals. And he decided to settle and make his home there.

The wet patch below the spring, traversed by muddy cow-trails, would make a fine sunlit terrace if drained with a few lines of tile. There was a little upland level on which to build a house, with not too much front lawn to demand perpetual mowing. So, hastening slowly, he studied the natural resources of the glen for a season; adopted a few of the cow-paths leading to the spring (for cows are wont to establish easy grades), and opened a few others leading to views that had not interested the cattle but that held much beauty for humans.

He saw that here was privacy and a chance for the children of the family to play out-of-doors; a place where they could see all kinds of green things growing, hear the thrushes singing and see them building their nests, watch the squirrels gathering their winter's store of butternuts. Here was opportunity for them to dig, plant, gather firewood, build huts, make caves to acquire that fund of past racial experience that is the proper background of a wholesome education. So he built a house out of native stone. Standing on the brink of the glen on the sunny side, it looks out through treetops, down over terraces, and across into the deep, cool hemlock woods.

The area was large and his income was small; but he saw many fine wild things that would take care of themselves with minimum attention. With sun and shade, rock and rill, wet and dry spots available, there was a place for everything. His three sons were old enough to help and in need of exercise, and he and they did nearly all the work of development, in the good old-fashioned way, learning by doing. [*Please turn to page 92*]



Photographs by Roger Sturtevant



FRESH COLOR, FRESH DETAILS in a modern home

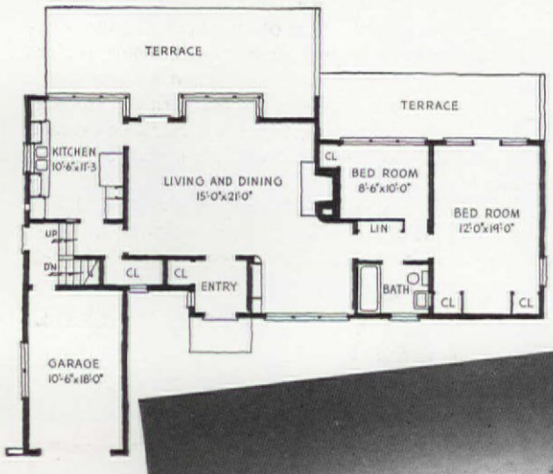

HERMAN BROOKMAN
HAROLD DOTY
Architects

WHEN people say they don't like modern houses the chances are ten to one that they are thinking only of the grim early attempts at modern design; houses with boxlike outlines, roofs flat as a pancake, and unbecoming details. The modern house today is an improved, smoother article—well proportioned, varied in treatment, with fresh features, details, materials, and colors. This single-story, wood-siding home with light salmon-colored walls and red-gray trim; low pitched, brown-shingled hipped roofs; delightful outdoor dining and living areas; and novel, well-planned window treatments indicates how graciously modern design can fit into a typical suburban background.

It is outstanding because it has a well-studied plan, one which gives proper attention to convenience and home needs. It has a separate entrance hall and coat closet *outside* the living room. It has a neat side entrance which leads to kitchen and garage, omitting the usual back kitchen door with its attendant garbage pail. It has a means of getting to the garage *inside* the house—through a small service passage which includes an additional clothes closet. It has a kitchen near enough to the rear awninged terrace to make the service of outdoor meals a pleasure, not a complicated chore. It has bedrooms and bath concentrated in one part of the house for privacy, and it has a large living-dining room; not the hodgepodge general room where living and dining activities are scattered all over the room, but a skillfully organized space with a delightful dining bay jutting out onto the garden terrace and a bookshelved front alcove for reading or individual occupation away from the general conversational group which usually gathers around the fireplace. The house has been equally

[*Please turn to page 86*]



Boxwood border, brick path, red-gray door, salmon pink walls for this one-story home

Mr. and Mrs. Oscar Miller's home in Eastmoreland, Portland, Oregon

A Philadelphia suburban home

makes the most of its garden view



Home of Mr. and Mrs. J. Nelson Purviance in Wyncote, Pa.

IN A rolling countryside where only fieldstone houses and other traditional types are usually seen it is interesting to find a totally different looking house, one which uses new concrete blocks and glass block masonry in combination with bricks and wood siding. Rough stone, a natural material which always seems to combine happily with concrete houses of modern trend, is used for front retaining wall, the garage driveway walls, and to frame the garage doorway itself. Walls and planting harmonize with the pleasant natural setting.

The lobster pink front door, which has a wooden, scalloped canopy over it, opens into an ample entrance and stair hall. Dark green linoleum covers the floor and dark green carpet runs up the white pine stair, while a metal stair balustrade, painted pink, too, and topped by a chromium rail, helps to tie together the color schemes of first and second floor halls. Opposite the wood-wainscoted stair is a generous coat closet with sweet gum doors which slide wide open, making it easy to find overshoes, umbrellas, and various other important hide-away items when the occasion demands. So much for the hall.

On the left side of it is a small room, called a study but fitted up as a powder and flower room. The green, gray, and pink chintz at its window was the basis for most of the color used all through the first floor. The skillful repetition and combination of these colors give unity and an effect of open spaciousness to all first floor rooms. There is dark green linoleum in the flower room and the walls are green with movable glass shelves on the front wall over a maple dressing table. Lobster pink cabinets for vases flank this table and there's a bamboo-framed mirror over it. There's also an aquarium for housing the garden pool's tropical fish during the winter.

The living room is a broad rectangle so well lighted and open that it seems much larger than its actual dimensions. The end walls are painted oyster white, the fireplace wall is of dark gray plaster with two wide

DE ARMOND, ASHMEAD, and BICKLEY,
Architects

SOPHIA YARNALL

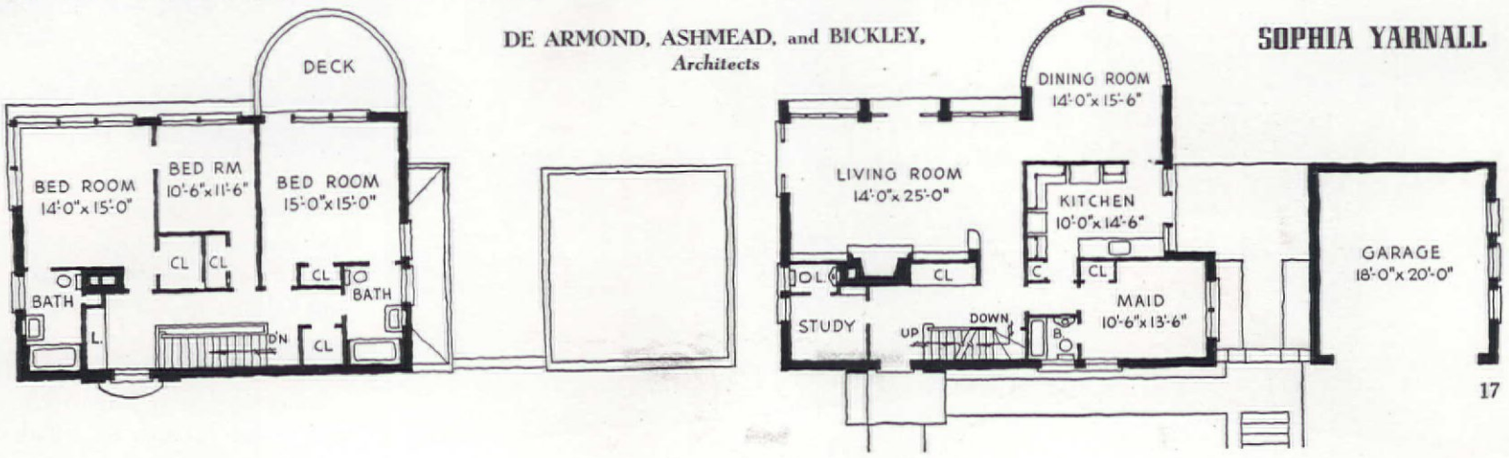

Oscar E. Mertz, Decorator

Frederick W. G. Peck, Landscape Architect

F. M. Demarest, Photographer

lobster pink bookcase units on either side of the slate-manteled fireplace. Gold tea box papers line the bookshelves and a gold tinted mirror is built in over the fireplace. The sofa and armchair on either side of the fireplace are covered in pearl gray chenille, backed with mole-colored velvet and piped in pink. Opposite wall has eight full-length windows and a door, while two windows and another glazed door carry the modern glass effect around the far corner of the room. Full draw curtains are hung from floor to ceiling all along the windows, with green wool, black-fringed draperies at the end wall for an interesting effect.

All of the first-floor rooms are linoleum-covered in modern and richly colorful fashion. Three stripes of light gray and three of green linoleum are carried along the window wall in the living room as a contrast to its over-all dark gray linoleum flooring. Stripes also run along the inside end wall of the living room to set it apart from the adjacent dining room floor, which is light gray with green bands. This effective linoleum pattern is the only division between the two rooms. There is no door frame and one room flows easily into the other, though each room has its individual character in color and furnishings as well as means of privacy, since the passageway between the two rooms actually separates them by only a few feet.





The chief feature of the dining room is the half-circular bay of glass blocks which gives the room such an interesting shape and such brilliant lighting from floor to ceiling. The blocks, which are curtained by full-length green hangings, are interrupted by a plain glass door which leads to the garden and a comfortable terrace back of the house. These translucent blocks form most of the wall space of the room but there are two plaster walls, one painted oyster white; the other, green. A sideboard of primavera, a modern wood, with a plum-colored glass top, is placed against a green wall, while the serving table is placed under a round mirror against the white wall. The serving table is designed as part of the primavera dining table. It has a matching, chromium-finished base and can be fitted into the center of the table when an extra leaf is needed. All of the dining chairs are armchairs of fine American walnut upholstered most effectively in a citron yellow fabric. [*Please turn to page 90*]

Wall shelves, lobster pink cabinets flank powder room-dressing room table. Green linoleum, a pink metal railing pick up the hall. Built-in cabinets emphasize wide corner window in master bedroom

Varied tones of green, gray, and pink, basic colors, tie the open living room, dining room, and hall together. The modern interiors have glass block masonry in the dining room, wide windows between living room and terrace for spacious effect



We don't walk out on it any more!



Your summer home won't be taken care of by the pixies! So be sure to remove perishable food . . . discard old clothes . . . pack away linens, blankets . . . repair leaks and drain all pipes . . . leave kitchen in apple pie order . . . and last, but not least, make a list of needs for next season

HELEN TERKELSEN

You can't just shut the door with a nostalgic sigh for the end of summer and expect the pixies to take care of things for you. The pixies are too likely to have four small feet and whiskers and make a pretty thorough mess of things. If you simply pack up your clothes, dump the surplus food in a box, and head for home one cool day in the fall—if you just walk out on the summer place, you probably don't consider closing up anything of a chore, but I'll bet you shudder at the thought of opening it the following year. As a matter of fact, the two go hand in hand, and can be lumped along with the evils of moving, but a lot can be done to eliminate the worst elements of both. The more systematically you do one, the easier the other becomes.

Experience has taught our family a few things about the value of a perfectly simple, but rigid, routine which eliminates most of the ravages of winter and reduces subsequent spring work to a minimum.

The first steps begin long before the actual closing time. Whenever we use any of the special supplies, which we aren't going to need again that year, we put them down on an ever-growing list. Then the next spring we refer to the list and complete the stock to start housekeeping. Thus we can avoid the infernal nuisance of being caught short when we desperately need extracts or spices or bandages or washing materials, or any of the little extra supplies we may be counting on for any possible emergencies.

In the same way, we keep a list of household equipment when it is packed away as soon as we know we're not going to be needing it again. In this way all of our packing does not have to be done at once. Into this category fall such things as vases, silverware, doilies, table linens, toys, camping supplies, and similar equipment.

Sometimes most of the linens and ornaments go home for use in the winter house, but others remain packed until the next summer. What you can leave in the way of valuables and breakables is settled for you by the amount of protection your summer home has during the winter and how much insurance covers it. Though insurance rates are usually high for beach and country houses, they are well worth it. It takes only one break, a thorough clean-out such as we had one year, to cost more than many years of insurance. You may feel, as we did, that the furniture and supplies are not of sufficient value to warrant insurance, since a large proportion of the things used in camps and summer cottages is often refinished cast-offs from the owners' city houses. But when we had to replace nearly everything movable and there were no more cast-offs to be had, we had to buy all new things to replace them from top to bottom and that takes a terrible bite out of the budget. The same thing is true in case of fire, so a word to the wise . . .

Another thing that we do, usually with our daily routine because that is when we think of them, is to make a note of all the things we wish to replace next season, and of those we wish we had. Many times during the winter there are wonderful bargains in all sorts of things which, if we were sure they were needed, we could get for the summer house. These include mats, towels, bedding, screens, paint, hardware, and oilcloth. I can recall specifically wondering about them in the days before we began making notes of such details. For this purpose, too, we have measurements on file in a notebook. We don't forget, either, that book sales and clearances are grand ways to replenish the summer reading supply very reasonably.

Then, in plenty of time to make the necessary repairs, we check the roof and walls for leaks and possible winter troubles. It is a great temptation to do as the old farmer did. His roof had leaked for years and when anyone asked him why he didn't fix it, he would reply, "Wal, I dunno, when the sun's shining, the roof don't need no fixin', and when it's rainin', I can't work on it."

We thought our roof was in good repair one year when we left, but the hurricane of that September showed defects in it that casual inspection had failed to reveal. The next spring we had to reroof as well as do over ceilings.

We have found a big chest or trunk handy for storing old clothes which we and members of the family who visit frequently intend to leave in the house for the next season. Nearly everyone has jackets, hats, and shoes which he knows he'll never use at home again but which he is sure will come in handy during the following summer. If you let them hang in closets or lie around in bureau drawers in the fall, they only have to be routed out in the spring when you have too many other things you want to do to bother with them. Then when you are nearly ready to depart is the time to whip out the notebook. The ideal time for listing winter reminders is when the younger members of the family are all safely at the winter home and there is no one to interfere with the last-minute routine, which is the most important. Many of the details can be overlooked if you have to stop every ten minutes to oversee three young boys, as we have sometimes had to do.

Clothes are all packed now, and it is a good plan to take all the papers out of the bureau drawers—it takes only a few minutes now while it seems much longer if you wait to do it in the spring when you are ready to put in fresh papers.



Then burn every scrap of rubbish as it is accumulated. Sweep the floors and rugs as soon as the curtains are taken down. (We

[*Please turn to page 86*]

ART IN THE

By
WILLIAM H. HOFFMAN

LESSON #I

ALL FORMS EMERGE FROM THE SINGLE LINE

The horizontal line suggesting the quiescence.

The vertical line may suggest ecstasy.

Opposed they convey power.

The curved line conveys energy

LESSON #II

COMBINE THESE LINES TO FORM THE FOLLOWING GEOMETRIC SOLIDS



SPHERE



CUBE

CONE

CYLINDER

SUGGESTING

PLEASANCE

ACTIVITY

STABILITY

ECSTASY

THE STUDY OF NATURE REVEALS THAT PLANTS HAVE BASIC GEOMETRIC PATTERNS

SIMILAR TO THE SOLIDS

HOME LANDSCAPE

LESSON # III

THE SUCCESS OF THE COMPOSITION DEPENDS ON THE ARRANGEMENT
IT MIGHT BE AS MONOTONOUS AS PLAYING THE SAME NOTE ON A PIANO

OR IT CAN CONVEY A MESSAGE BY PLAYING A CHORD

LESSON # IV

REGARDLESS OF BASIC FORM, PURE BALANCE OFTEN LACKS INTEREST

BUT VISUAL BALANCE AS THIS:

CAN DEVELOP INTO INTERESTING COMPOSITIONS AS THIS:

When our house was completed and the construction debris cleared away, the place looked anything but homelike

Does the outside of your house Discourage You?

ARE you discouraged because the outside of your new house is bare and uninviting? If you are, try closing your eyes and dreaming a dream or two about how you want it to look two, five, or ten years from now. It's surprising what pleasant pictures your mind will conjure up, never to be forgotten as you plant the little twigs that some day will become sturdy bushes, or the weedy looking plants which, in a few short months, will give you colorful flowers in your perennial borders. It is even more surprising how nature will reward your smallest effort to make things grow.

LILA SMITH



This was the backyard when we started our landscape gardening adventure. Now, as shown above, trees, shrubs, and plants soften the building lines and bring us color, fragrance, and happy seclusion

See plan page 70

About ten years ago we built a new house. We had a small city lot of sandy soil, twenty miles from Chicago's Loop, and needed six rooms, so, without the aid of experts, we built a two-story house with a terrace in front. The result was disconcerting. When the building was completed and the construction debris raked away, the place looked anything but homelike. There wasn't a tree, a shrub, nor a spear of grass to relieve its glaring nakedness when we moved in early one fall. Something had to be done, there was no question about it.

The challenge of that barrenness brought the family together to make plans. We wanted our house and grounds to look homelike and inviting. The first step was to have our yard covered with black loam; this was hauled in from the farms south of us. Grass seed was sown at once and the lawn rolled with much male huffing and puffing. Vines were planted on both sides of the bay window and along the west side of the house. Many evenings during the following winter were devoted to the study of garden and nursery catalogues and our plans took form through a process of elimination. There was so much we wanted, but so little space that we had to choose very carefully to make the most of it.

The final plan for the front included the vines to tie the house to the ground; tall flowering shrubs at either side of the bay to soften the angles; spreading barberry bushes in front of them to graduate the break from shrubs to lawn, and snowberry bushes in the place of honor under the front windows of the bay. Two arborvitae trees were planted among the barberry, just because we wanted two arborvitaes. We were so anxious for a thick screen of green before the house that we planted everything much too close together, though we thought we were giving the bushes plenty of room to grow. But they grew and grew—and we've been transplanting shrubs ever since. Now we must move those that are left further out from the foundation.

Planning the back yard was even more fun. It was an awkward shape. Cement runners from the alley to the coalroom cut off the west side, and our garage was set inside them and next to the alley, leaving a forlorn place between it and our neighbors' garage. The problem was how to plant our limited space to the best advantage. Father wanted rhododendrons and cannas, younger son had visons of a forest and brought home walnuts and pine seeds. Mother wanted a rose row—what mother doesn't?—and an outdoor living room. Good humored elder son just grinned and said, "Bring on your stuff, I'll plant it for you."

[*Please turn to page 70*]

"Two" in Play

A backyard full of all sizes and shapes of children, much too busy playing to realize that they are also learning a lot about manners and adjustment

THELMA KNOLES

With my three small children depending so much on me and their home atmosphere for their start in life, I began early to read some simple books on everyday psychology, and to study the people around me. Among our immediate circle of friends I could see the adult examples of all the difficult, unpopular, unhappy children who had never learned, in early life, to play with their contemporaries.

So, at the beginning of my career as a parent, I decided that though to me my own children were very attractive just as they were, I had better train them to fit themselves into a varied and hard-hearted world, to get along well with other people, boys and girls, men and women. To accomplish this, I soon decided to cut my housekeeping to its essentials in order that I could be free to spend more time with the children. There was no place for laundry work, fussy cooking, or elaborate entertaining in my schedule.

It is part of my plan that the yard should be always full of shouting, playing, singing, fighting children of all ages. The lawn is trampled, naturally, and, in spite of all my lecturing, playthings don't stay where they belong. Marbles dot the flower-beds, and blocks, skates, and dolls lie in wait for the unwary visitor. Our kitchen on any cool evening represents the attendance in the little red schoolhouse, and I must confess that strange drawings appear every once in a while on the plaster walls. However, those masterpieces have become rarer since I was inspired to tack up on the wall a large piece of building board that serves as a bulletin board on which to pin favorite crayon pictures.

As I frequently fly out into the yard to settle juvenile difficulties, I often wonder if I am a mother or a policewoman who should be on the city payroll. Among my children's playmates is a wide assortment—the sissy, the cry-baby, the mamma's pet, the bully, and the modest little violet. I try to keep my own temper and to be just, and I must hit a pretty fair average, because the children keep coming back for more.

Now that my son has started first grade I have promised that if he and his friends will not buy candy at all during the week and the other children will not bring it into the yard, on Friday evenings we'll have a taffy-pull, pop corn, or make fudge.

Some grateful neighborhood mothers have offered to contribute the makings for candy, or color-books, crayons, and pencils to my evening playroom. Their children have formed the habit of coming here because I make it plain that they are welcome as long as they behave, and since we have a very large kitchen which can be turned over to the children right after dinner, this is their informal clubroom.

It wasn't the "two" in reading, drawing, or music that pleased me on my son's report card so much as the "two" in "play." That gave me a real thrill of satisfaction, a feeling that I, as a parent, had made a passing grade in an important subject. It meant to me that my son has learned to get along with other boys and girls his age

With children all around them, sharing their toys and games, my own have learned to grow up in comparative harmony with their playmates. They have their inevitable quarrels, their likes and dislikes, but they are most natural when they are with their friends and are becoming social-minded citizens.

In contrast are the "only" children who sometimes come to play. They honestly cannot realize that they are not the only ones to be considered in a group and that they cannot have whatever toy they want at the moment. It's a hard lesson to learn—that the other children have rights. We've had to cope with many a tantrum, crying spell, and case of sulks from these spoiled darlings.

One of my acquaintances has one small son. Jimmy has a roomful of expensive mechanical toys and educational games. His furniture is of the latest nursery design, his meals scientifically planned, his home antiseptically clean. But Jimmy has very little company, because noise makes his mother nervous.

This year Jimmy started school along with my son. His proud mother showed me the "one" he received in reading. ("One" is the highest mark, and "two" in our grading system corresponds to "B" in others.) But I was looking at the "four" Jimmy got in "play." That is a pretty good indication of how he'll get along in adult life, unless he changes. And that is why I'm so very proud of my boy's "two," which I think I have helped to earn.

CRAFTY REMZRO

CHARLES C. PORTER
ARCHITECT

SCALE
INCHES ~ DETAIL
INCHES ~ ELEV. SECTION & PLAN



ELEVATION

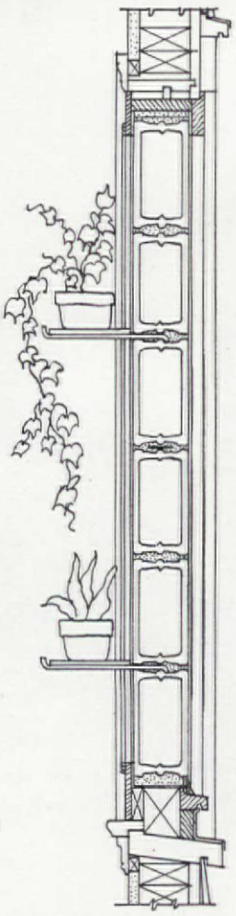

SECTION

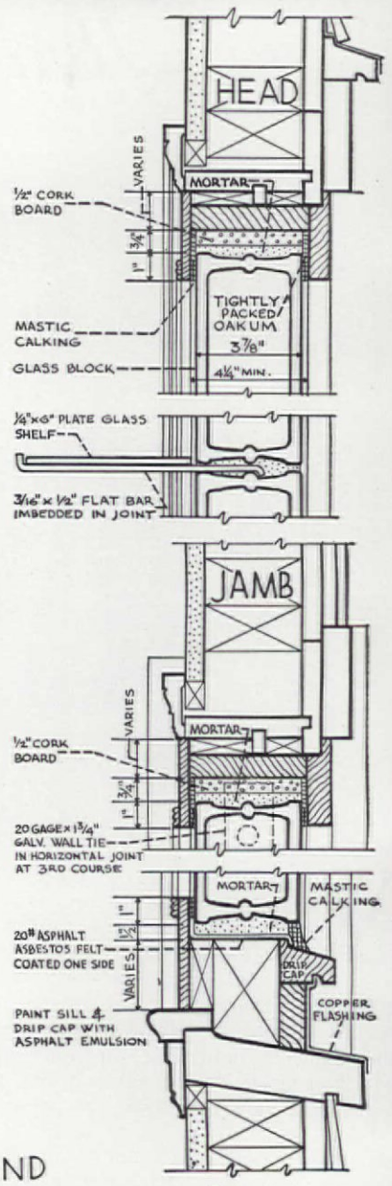

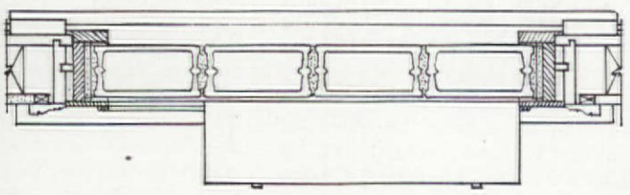

PLAN

LEGEND
EXISTING WORK
NEW WORK
REMOVE EXISTING DOUBLE HUNG SASH & CORDS AND PULLEYS

DETAIL

FOR COMPLETE CONSTRUCTION DATA TURN TO PAGE 64



ALTERNATE SHELF LOCATIONS

3
GLASS BLOCK PANEL TO REPLACE WINDOW



Dear Brides: May we help you with that two-room home before you go shopping?



6 Baker

7 Baker


8 Robert Irwin

IF THERE'S anything you *can't* be sure of, it's the kind of life you'll be living a few years from now. Your husband may finish his internship in a large city and then move out to the provinces to carry on; he may start as a salesman in a small town branch and end up as vice-president in the main office. You may live in a Spanish house in California, a product of the Gay Nineties in the Middle West, a smart modern apartment in New York —with other, less interesting, possibilities in between. So, unless you are about to inherit a fortune or don't mind closing out the savings account every time you move (and we can't think of anyone who falls into either class), you'd better buy your furniture with an eye to its adaptability and resistance to the wear and tear of being moved from pillar to post.

It's cheering to know that even if you do buy your furniture for a small apartment, and find yourself suddenly set down in a mansion, slipcovers, draperies, and accessories will help fit your furniture to your new home. Little checked slipcovers and curtains, and pewter accessories will give a "cottagey" atmosphere, while the same furniture will take on all the dignity imaginable with the help of formal prints or damasks and bits of crystal here and there. Slipcovers, incidentally, travel well in a neat package and cover up a multitude of sins committed in the process of shipping. Good glass curtains are worth their cost, especially if you have them full length, right down to the floor. Then, if they don't fit your next home, they can be cut to sill length, and still serve you well. But do be sure to have all the glass curtains throughout the house just alike. Otherwise you'll be caught with three windows in your new living room where you had

Dear Mover-Abouters: We can help you, too!

Suggested by ALICE H. SCHADE

Simmons

Furniture shown here described on page 74



Hekman



Grand Rapids Chair

Mersman



How many purposes can a table serve? Any number! One chair-side table has a magazine shelf, the round one is topped by a removable tray. Drop-leaf expands for dining, can be a console

Landstrom

If you like the traditional drop-leaf type of table, fine—you can't go wrong. If you want it to extend to banquet proportions, get a pair of good consoles to add when needed

Colonial

Drexel

Hekman

Fine leather-topped card table with drawer is strong enough for dining. Chair-side table holds lamps and books, has smart lattice effect sides. Dining table has three leaves

Conant-Ball

Landstrom

Ideas for table above: a desk for living room, easy to clear for dining; later for a bridge-breakfast nook or a guest room desk. Left, elegant server, ready, right, for checkers!

Grand procession of what we call "much more than just a table." The first coffee table has a leather top and drop leaves for extra space. One chair-side table has a removable tray; the other fits beautifully into a corner, has two drawers. Last coffee table has drawer, moves easily on casters

Landstrom *Imperial* *Brandt* *Fine Arts*

only two before, and nothing to do about it.

The nice part of our scheme is that as a rule the most adaptable pieces are also the best designed and the easiest to keep in good condition through come-what-may. For example, consider the difference between a Louis XV sofa, dripping with carved rosettes and sky-blue damask, and a simple Lawson type. The first one calls for nothing short of drawing room formality in its surroundings and will have a hard time adapting itself either to modern city life or to solid country comfort. Anyway you probably can't afford the upkeep of that elegant upholstery and the cost of fine French accessories to set it off to advantage. But the other sofa has clean, simple lines that are always good in any kind of house, is comfortable enough to pinch-hit for an occasional overnight guest, and can be upholstered in a smart but exceedingly durable fabric. You don't need to hesitate about making that choice!

Now, no matter where or how you live, there are certain unchanging fundamental necessities. All of us must eat, sleep, give a party once in a while, have a place to store our clothes. That is the starting point. First list

[*Please turn to page* 72]

6 Famous American furniture buyers give 6 recipes for successful double-duty rooms!

• living-dining room, California style

• living-dining room, Regency feeling

If you have a low income and limited space, like high style and traditional furniture, one good answer to the problem is this combination living-dining room with Regency feeling. Off-white walls, draperies looped back high, light green carpet, and bright brass accents play up mellow mahogany. *Furniture* was selected for multiple uses: drop-leaf table serves for games, breakfast for two, extends for company dinners, costs about $54; Duncan Phyfe host chairs, at $15, and side chairs, about $5.75, are both smart and comfortable; important grilled-front mahogany breakfront, $139, serves as desk, storage space, bookcase, and place to display collections; mahogany four-drawer Hepplewhite server looks like a large commode and is convenient for storing table linens, costs about $69; comfortable English lounge chair; shaped back sofa. *Accessories* include green and gold porcelain lamp, gold-leaf framed mirror, Regency stands with copper vases for ferns or ivy, glass smoking accessories.

Planned by Interior Decorating Studio — ***Robert Keith Co., Kansas City***

• bed-living room, with study niche

Here is proof that a typical one-room apartment with bed-in-a-door can be turned into a charming, livable place. Murphy bed closet was made into desk niche (see plan) by removing doors, papering walls. Mrs. Rogers wanted a Hawaiian *Hikea* so a Jenny Lind bed with its headboard removed and base covered with half-rounds was used to the same effect. *Furniture:* turquoise barrel chair, about $41; mauve textured cotton lounge chair, $66; desk, under $50; very good bachelor chest for storage space, $59. *Color scheme* is found in chocolate brown carpet, eggshell and pink-striped damask draperies, eggshell walls, and corduroy bedspread; accents are turquoise and plum.

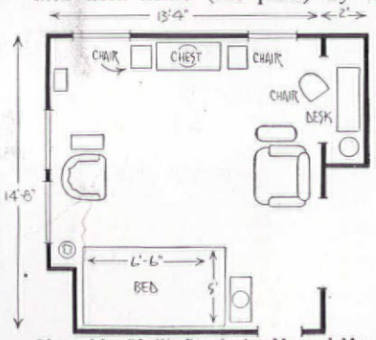

Home Planner's Bureau, Harbour-Longmire, Oklahoma City

Planned by Phyllis Brooks for Mr. and Mrs. Robert R. Rogers



• triple-duty room, modern ideas

• study-guest room, modernized traditional

• living-dining room 18th Century English

A purely traditional, Eighteenth Century English room can be modern as far as functionalism goes. This one serves several purposes without getting an inch out of traditional bounds. Perhaps the most important piece is the mahogany breakfront which serves as a desk and can be used to store books, linens, even china and silver. The drop-leaf table, perfect for dining, is also useful beside a comfortable lounge chair. Shown in the small photograph is a fine chest of drawers, indispensable for storage when space is limited. Even the sofa, a simple Lawson type that will fit into almost any living room, does its share of the job because it is comfortable for resting as well as for sitting. All of these furnishings, including accessories, are within reach of those on a budget.

Planned by Interior Decorating Studio — ***Bloomingdale's, New York City***

• study-guest room, modernized traditional

EVEN if you have separate living and dining rooms, the chances are that you don't have both a study and a guest room, and therefore are interested in a good double-duty idea! You'll find it on the reverse side of this card. A fine kneehole desk, flanked by floor to ceiling bookshelves, is enough to satisfy the most ardent student, even the man of the house. A good studio couch is comfortable enough for the most finicky guests, is made very smart by rectangular bolster pillows, in a patterned fabric to contrast with the plain couch cover. To make the room just right for before dinner cocktails and after dinner lounging, there is an ample coffee table in front of the studio couch. Chinese Chippendale fretwork-back chair is an interesting variation from more commonplace desk chairs. Notice such convenience features as library step to put topmost books within reach, and end table with shelf for magazines and extra books.

Planned by Otto Zenke, decorator

Morrison-Neese, Inc.
Greensboro, North Carolina



• living-dining room 18th Century English

• bed-living room, with study niche

• triple-duty room, modern ideas

BEST trick for a one-room apartment is a woven bamboo screen for a dividing line. Jade green carpeting and rose and pink striped wallpaper set the color scheme. *Furniture:* three-section moss green tuxedo sofa, very adaptable; modern drop-leaf table; serving chest for storing china and linens; kneehole desk; mirror-topped cocktail table; lounge chairs in rose leather and green and pink stripe are on living-dining side. On other side a low chest separates twin beds set parallel to wall. *Curtains:* floor-length green voile, shirred. *Accessories:* square-cut crystal. Cost, except accessories, about $828.

Planned by Gertrude Hutter

Sibley, Lindsay & Curr Co., Rochester, New York

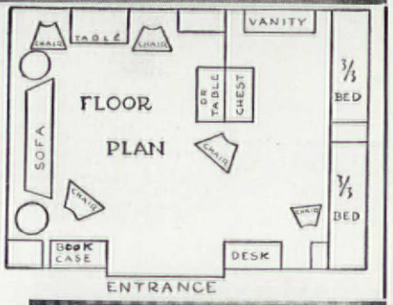



• living-dining room, California style

ONE room is divided into two sections by a bookcase at right angles to the wall. On one side you dine; on the other side live and entertain your friends, with a great feeling of spaciousness throughout. California atmosphere is achieved by clear, bright colors, natural "straw" wallpaper, light bleached mahogany furniture. *Furniture* includes two-section sofa with innerspring mattress construction, large bolsters for extra comfort, lemon yellow textured cotton upholstery, deeply tufted; light green lounge chair; occasional chair in yellow textured cotton; dining chairs large and broad-seated enough to be used in the living room when you have a party; desk of handsome proportions; extension dining table; buffet. *Draperies* are bold patterned, textured cotton in green, brown and white. *Accessories* are modern and important, giving the room a character build-up.

Planned by the "Doris" Small Home Studio

Barker Bros., Los Angeles



• living-dining room, Regency feeling

GIVEN small income and small space, double-duty ideas are what you need. So we asked six expert decorators and furniture buyers to plan these rooms showing how graciously you can live in a doll-size apartment. It takes wise furniture selection, such as a bachelor chest with plenty of drawer space or a drop-leaf table that extends to company dinner proportions, and a lot of sense about arranging things so there's still room for you. But it can be done on a budget, and smartly too! Just look at the photographs, read the words of wisdom, and *then* go shopping for your own



HELEN BELL GRADY

The Ellises used COLOR *and* MIRRORS!

PROOF that amateur decorators can turn out a very professional job is found in the Irving B. Ellis home in Piedmont, California. The owners changed it from an ordinary Spanish type house into a really good modern one—and did it mainly with mirrors and color.

The living room fireplace lost its ugly stucco hood and hearth, and in their place appeared a streamlined fireplace. Faced with shining black marble and topped by an unframed mirror extending from mantel to ceiling, it is easily the focal point of the room. The old bookshelves too were given a touch of sparkle by a strip of mirror. Tiny panes were removed from the living room windows and smooth plate glass substituted. The other basic changes included modernizing of the walls and ceiling. Heavy, dark brown woodwork was bleached to natural and finished with a coat of lacquer. Bright white stucco covered the dull tan walls. And, as a final pick-up, the ceil-

Natural color photographs by the owner

Modern built-in furniture does a job in providing space for storage, work, and play in the children's rooms. Linoleum floors have center name inserts to promote personal pride. Notice that the study, too, has made the most of modern built-in furniture and sensible arrangement

ing was painted coral! All of the furniture in the living room was made to order. There are some smart little chairs upholstered in coral, others in beige, and the sofa is brown, welted in beige in the exact shade of the carpet. The coffee tables have mirror tops.

STEPS lead up from the living room to the dining room where the same color scheme is carried out, except that the ceiling is blue. Here mirrors again play a very important part. The dining table is a huge mirror mounted on a fluted pedestal base of natural mahogany. A wide mirror, placed flush with the wall opposite the entrance, makes the room seem twice as spacious as it really is. On the walls are colorful modern prints in attractive mirror frames.

Because the house is on a hillside, the master bedroom wing is down a few steps. Its beamed ceiling is painted chartreuse and the walls and wood trim are peach. The draperies, bedspread, and upholstered headboard are egg-shell satin, the rug a pinkish brown. Mirrors, again, have an important role to play. Peach-colored mirrors top off the night tables and the window cornices. On the occasional table is a mirror top, and the dressing table has not only a mirror top, but also mirror panels in back of it extending to the ceiling.

Adjoining the bedroom is the study, which is done in blue-gray with built-in furniture painted to match the walls. A studio couch, which opens out to double bed size to accommodate guests, is covered in blue. There are shelves around it so that books, magazines, and a radio are within easy reach. A circular desk, interesting because of its design, is finished in a gray driftwood stain. The Venetian blinds match the walls and have a cornice of burgundy and chartreuse.

Dr. and Mrs. Ellis believe in built-in furniture and have progressive decorating ideas. This is clearly demonstrated in the children's rooms on the second floor. The furnishings are so compact and so intelligently arranged that there is plenty of floor space for games, electric trains, and even the neighbors' children. Each child has his name written on a linoleum insert in the center of his floor.

The two boys in the family have rooms that are ideal for the cultivation of hobbies and hard play. The beds are built-in, with bookshelves and lamps at the heads for reading in bed. In each room, the wall behind the built-in bed is covered with wallpaper in an interesting design, and the other three walls are painted. The outstanding feature of each boy's room is the combination desk, chest, and shelf arrangement. There is plenty of desk space, drawers for clothes, toys and the storage of hobby material, and shelves for more toys and books. In Tommy's room the color scheme is yellow, brown, and white; in Richard's, red, white, and blue.

JUDY'S room is done in soft blue, coral, and white, a scheme very appropriate for a little girl. Her room is frilly and feminine in contrast to her brothers', but it has modern touches, too. Three of the walls are covered with wallpaper, nursery figures in coral and white on a blue background. The fourth wall is painted blue. Linoleum in a deeper blue covers the floor. There are built-in shelves with scalloped edges and the windowseat is upholstered in white leather. The mirror-topped dressing table has a frilly skirt of white dotted Swiss, edged with coral ribbon.

There wasn't much that could be done with the outside of the house, and, after all, plain white stucco walls are in keeping with the modern trend. But something had to be done about the red tile roof. The Ellises decided to paint it blue and add blue shutters to the windows to get away from the Spanish look.

And One for You—

If your club is faced with the perplexing problem of how to raise funds for a pet charity, how about these suggestions for a carnival? You'll make money; have fun, too!

HARRIET R. CURTIS

WHEN the distracted chairman of the Ways and Means Committee puts down her fountain pen, crosses her arms, and asks, "Well, what shall we do to raise that eight hundred dollars for the Scholarship Fund?" it's time to put in your two cents' worth.

"Let's have a carnival," you suggest brightly. "You know what I mean, a street fair, only not in the street. Take the main ballroom at the hotel and fill it with lights and color and music, and things to sell and things to do.

"We'll have one of those sparkly parties that should come along about the middle of November to give everybody a lift. We'll sell the people plants and bulbs to replace their recently departed gardens, jellies to be sent to the annual crop of recuperating youngsters and very special sick friends, and hand-knit woolens to be laid away for Christmas gifts." Watch the girls perk up a bit as you trot out one good idea after another.

"Of course," you continue, "it would take several committees, but that would get women interested who haven't been on the Association's active list for years, and we would all be working together and getting better acquainted. It would be good for the organization, give it new life."

Select a chairman and a co-chairman. There is too much work for one. Choose women without too many or too small children because of the telephoning involved. Let these two confer and appoint booth chairmen who have the time for and the special knack of painless, cheerful supervising.

Ferret out the women best suited to help with each activity. Either start with large committees at the outset, or keep a list of extras. Almost certainly a few will drop out for various reasons. The next important step is to tell all the members of the plans as they are taking shape. There is nothing women appreciate more than being kept informed!

The first weeks of preparation will be an interesting time, with people offering all kinds of ideas which will require thought and investigation. Somebody's husband, the president of the local Amateur Photographers Club, offers to take pictures. You think that his booth might be very attractive just before Christmas. A young girl offers to carry out the carnival spirit by circulating through the afternoon crowd in a gay gypsy costume playing her accordion. If the anticipation is properly passed along, enthusiasm generates itself.

THE purpose of taking Association members into your confidence early is twofold. You want to get them interested enough to make suggestions and you want each one of them to say to which department she wishes to contribute. "Do you want to knit a mitten," you ask, "or would you rather mark a few glasses of Bar-le-Duc for the fair's jelly booth when the wax goes on?" When the central committee has reached every member (by dividing the list among them to lessen the task) sort the information by booths. Each chairman knows early about how much assistance she is going to have and from whom. And every member is doing the thing she has said that she would most enjoy doing, with plenty of time in which to do it.

A little good early publicity, such as having committee members buy fruit for canning at the local market, or, a little later, having a group sew together in a garden, is all that remains to be done before the end of summer.

Summer is the time when the knitters knit, the jelly jells, and the committees and the committees' aims crystallize. Turn over the problem of a layout for the fair to a decorating group so that each unit may be made to fit into an orderly whole, with a color scheme that is gay without being garish or tiresome. Form a tentative budget; change it with each new report of the entertainment committee; form it again. Let the ticket chairman figure out how many tickets will have to be disposed of and at what prices to cover expenses in order that booth intakes may go directly into the fund. If you live in a community where the good citizens feel that chance selling is the lowest form of animal life—don't offend by selling chances. On the other hand, if they like the excitement and suspense and recognize the possibilities for revenue in chances, have a special committee to tend to the printing and distribution of books. Chance books must not go through the mail. But there is no doubt about it, they make money. The same applies to fortune-tellers. However, be sure to investigate the legal, as well as the social, attitude toward tea-leaf readers, and agree upon how much and how they are to be paid before definitely committing yourself.

HAVE increasingly more and varied publicity as fall approaches and the time for the carnival draws near—pictures of the president examining spiral golf socks that won't wear out at the heel, or the accordion player in costume, or children buying balloons, will do very well to keep the date and place of the event from slipping the public mind. An artistic member of the publicity committee contracts for posters to be distributed during the latter part of October. The publicity chairman really has a very important job, one that

[*Please turn to page 85*]

I. Evanston, Illinois, home of Mr. and Mrs. Roland D. Paine

EMERSON RAYMOND, *Architect*

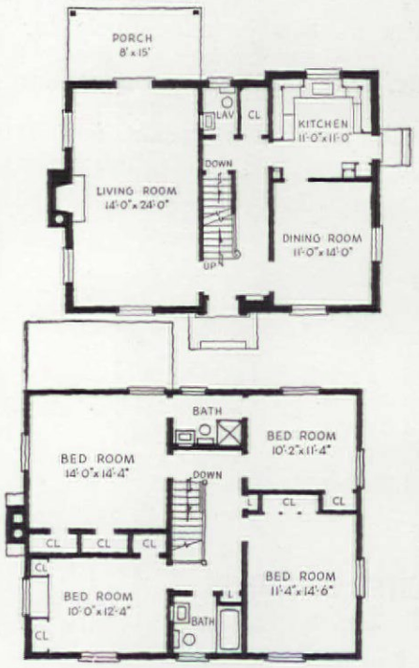

New England Colonial comes to the Midwest and Far West

Two styles of small homes are away out front in today's busy home building race: the two-story New England Colonials and the one-story Cape Cod cottages going up in neat suburban streets in almost every city. Here are two samples of the popular "overhang" type built lately near Chicago and Los Angeles

THESE new Colonial houses are a tremendous improvement over the old rows of pseudo-English style houses and jerry-built bungalows of fifteen or twenty years ago because their rectangular designs are simpler and sounder and give more value for the money. All the space inside their walls is livable space from the bottom to the top of the house and there's none of the useless, wasted space or mean cubbyholes you got upstairs in those older houses with tricky, cut-up, roof lines. Inside their characteristic four walls and under their single roof it is possible to group closely a surprising number of serviceable, sizeable rooms, a scheme which makes for economical building costs and efficient heating of the house. They're better looking because they hew to the clean-cut lines of good architectural styles, our early American types. Having no "phony," false gables tucked on the front, no top-heavy cornices, over-fancy features, or other meaningless ornament, they very definitely save money in materials, labor, and upkeep as well as wear and tear on the eyes and aesthetic sense.

The most popular two-story New England type has the overhanging second-story, evident in each of the houses on these two pages. Whatever the origin of this feature (it was probably taken from the early log blockhouse built as a defense against the Indians), it has the inestimable advantage of adding several extra feet to the floor area in the upstairs rooms. In Mr. and Mrs. Roland Paine's home the second floor overhangs twelve inches at front and rear, affording two extra feet to the inside measurements. Another feature is its combination of white siding upstairs with a delicate, light-toned stone on the first story, a pleasant variation of its New England prototype which was usually built wholly of wood siding.

In general conception the Paines' home followed old Connecticut River Valley Colonial houses, adding a screened living porch at the back of the living room to catch the overflow of indoor-outdoor summertime activities and overlook the shrub-enclosed flower garden. Following precedent, band saw cut finial drops were fastened at either end of the front overhang, the overhang which also helps to shelter the front door from sun and weather by adding an additional foot of protection to the eighteen-inch doorway recess. There's a recessed

[*Please turn to page 89*]

The second story overhang of these two Colonial homes adds extra space to upper rooms as well as variety and charm to the exteriors. Below: floor plans of the Gaylord Martin home, opposite page

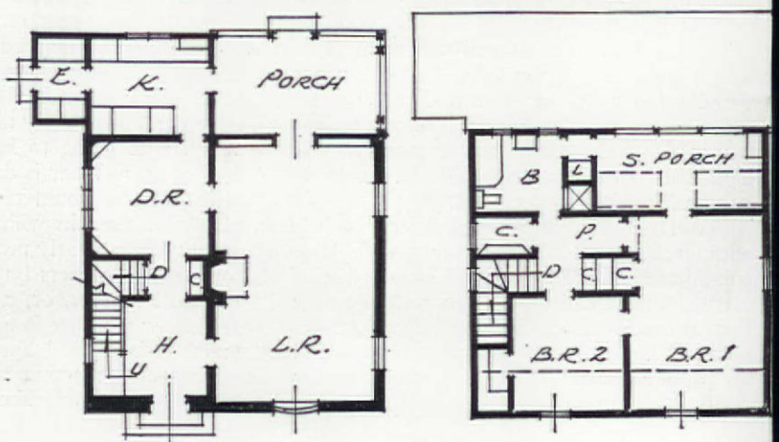

Just Big Enough to Fit the Budget

II. Mr. and Mrs. Gaylord Martin's Pasadena home

A NEW home is somewhat like a spring outfit. It is nice to start out with fresh, new accessories which really go with it. When you have to drag an old worn carpet or sagging armchairs into your new house, it takes away some of the fresh dash and spirit just as surely as a pair of old, down-at-the-heel shoes would queer a new, Sunday-go-to-meetin' costume. But building a fine new home and buying just the right furniture for it at one and the same time is something few bankrolls can stand these days. Most people have to strain the family exchequer just to get new slip-covers for the old furniture.

There are infinite reasons for this but one of them is undoubtedly the fact that many people are inclined to plan larger and more elaborate houses than their normal way of life calls for, trying to include every feature they ever expect to need in a lifetime. Some of these "needs" are imaginary or the results of mild delusions of grandeur. For example, think of that extra bedroom with bath the Joneses included in their new home. For the amount of cubage and cost it added to the house, it has never really paid its way but it was built "in case" of a sudden influx of visiting cousins and aunts. Think of the expensive rumpus rooms which were built just because it was the thing to do. Most such features are "in case" ones, and they use up funds which might have gone to more necessary, fresh furnishings. The Joneses are now stuck with a large house which looks well outside but is meagerly furnished and

[*Please turn to page 90*]





George D. Haight

WILLIAM S. McCAY,
Architect

MARTHA B. DARBYSHIRE

Make Your Lawn NOW!

1. When your house is finished, before any grading is done, clear away all plaster and other rubbish. *Don't bury it*

THAT is, in early autumn, because then the chances are good for an extended spell of moderately cool, probably moist weather, most favorable for grass growth. Other reasons are: Fewer major garden tasks demand immediate attention than in spring; if the ground can be kept cultivated for a few weeks before seed-sowing time, the weed menace can be greatly reduced; since soil settles and dries during summer, the surface can be leveled more easily and accurately; grass well established before winter sets in will be in the best condition to make a prompt, vigorous start early the following spring. Remember, you are making a long-time home for a hungry, fast-growing crop. Don't scrimp on preparation, food, seed.

2. After grading, apply a good coat of peat moss or other humus

6. Use a weighted homemade wooden drag (of overlapping boards) to break clods, fine the soil, smooth the surface



7, 8. Rake carefully to remove litter and leave good seed bed. Sow 4 to 6 lbs. per 1000 sq. ft. of good seed on calm day





3, 4, 5. Sprinkle complete plant food (commercial fertilizer) evenly, 2 to 4 lbs. per 100 sq. ft. If soil is sour, follow (or precede) with 10 lbs. agricultural lime. Dig at least 6 in. deep with spade or fork; mix soil well. Break clods and level roughly with iron rake



9. Roll lightly, and wet down well (without washing soil) unless it rains

10. Mow first when grass is 3 in. tall. Keep mower blade high (2 in.). Don't remove clippings unless so thick as to mat and mold



11. Your reward! It means work—but it's worth it

HOMER L. JACOBS

PICK YOURSELF A DATE

What if somebody else has snapped up both Christmas and New Year's? Early fall is a grand time for an annual party

SARAH SHIELDS PFEIFFER

THE day before Christmas, John handed me several cards remarking, "Now, these are my idea of ice ways to entertain." On the Smiths' ard was, "Eggnog—Christmas noon." hey had begun entertaining annually n that date five years before. The etersons' card read, "Open house, ew Year's Eve." And the Simpsons' ard reminded us of their annual party be held as usual, New Year's day.

John was right; it's fun to entertain all your friends once year. Our anticipation of these parties was whetted by emembering what a good time we had had in former ears and we always looked forward to them eagerly.

I wasn't surprised in the least when John suggested, everal months later, that we select some day on which to ntertain annually. It was then well into April, and there idn't seem to be any day that month which would tie up ith a celebration. May spelled the wind-up of club work nd days in the garden. June? Oh, June meant getting the ildren ready for camp and packing for vacation. And in uly and August most of our friends were away for part f the time, if not all of it.

In September, everybody was returning from vacation. ow, there was something to celebrate—getting home and eing all your friends again after a long absence. The week fter Labor Day meant getting haircuts for the children, npacking, and buying clothes for school, but we could still elebrate home-coming after the children began their les-ons. So we decided to have open house on the first Sunday fter school began. That date would be variable, like aster, but always easy to ascertain.

Idly, through the summer months, we made plans. When e saw or telephoned friends, we mentioned our party. But hen we made out our list John and I nearly called off the hole thing. Fifty people! I was aghast.

"John," I said nervously, "we'll have to borrow dishes nd silver by the dozens." And then I really became naemic with another thought. "Do you realize I'll have wash and iron fifty napkins the next day?"

It made a chaotic picture—Dicey alone in the kitchen ith stacks of dishes and silver and calls for fresh coffee nd tea. Hiring another maid was expensive and we were efinitely limited in cost. So it boiled down to three possi-ilities: We could have all fifty people if we managed

[*Please turn to page 64*]

SECLUSION

in a Westchester Suburb

As soon look for privacy and quiet on Fifth Avenue at 42nd Street, we thought at first . . . But see what happened

ELIZABETH LOW

LIKE a Frenchman in his wish to be *chez soi* in his garden, I longed, above all else, for privacy in mine. The idea of "a garden-close, set thick with lily and red rose," had always enchanted me. I had not needed to be convinced by articles about the use and enjoyment of gardens that one of their principal and most delightful functions is to provide retreats, places for quiet meditation and undisturbed repose as well as more active, if no less personal, recreation. But how could we hope to transform a bit of open land, abutting on two suburban streets and in full view of other houses, into anything even remotely resembling one's conception of a "garden-close"? The V-shaped—or, rather, piece-of-pie-shaped—plot was on a rounded corner overlooking a little park where the roads converged. It had a frontage of about one hundred and ten feet and a depth of slightly less, and it sloped upward from the street. About as sequestered as a goldfish bowl it seemed when we first studied the situation; but, obstinately, we determined to see what could be done to secure that much desired seclusion. Now, after a few years for walls to mellow, earth to settle, vines to take hold, hedges to thicken, and moss to gather, the dream has largely materialized. I step out of my front door into a small enclosed evergreen garden, open to sun, cloud, and sky, but not to the scrutinizing gaze of the passer-by, for the five-foot arborvitae hedge along the front is thick, the level expanse of lawn is several feet above the sidewalk, and the brick wall along the north side (where the driveway is) is too high to see over.

Here, during almost eight months of the year, I can find a warm spot up against a sunny wall where I can enjoy a late morning cup of coffee and the newspaper. I can invite a friend to lunch in the speckled shade of a dogwood tree with no fear of startling the neighborhood by the gayness of my tablecloth or the contents of my bowl of salad. And here the babe may

take his sun bath in solitude or have his wet curls rubbed dry after a private splash in the pool. Here, in short, is the real sunroom of our house, as constantly in use and as much enjoyed as any other room we have.

The process of turning the goldfish bowl into a hidden retreat was full of pleasure, for the results were so tangible and so transforming. The first big step was the realization while standing on a certain spot on our front lawn (where the dogwood tree now is), that *if* a wall were behind me and a hedge alongside, the facade of the house would make the third side of an imaginary enclosure, the view would be of the curving land along the front with its small native white birches as a light screen in the distance, and I could be quite sheltered and unobserved. No other house would be in sight; the vista extended the full length of the property; I was facing south for sun; the driveway was behind me to be concealed by the wall. All in all, it seemed the logical place for chairs, a table, and a shade tree. So we made a sketch, with an eye primarily to simplicity, scale, and restraint, since the whole place was so very small. We wanted it to look ordered and trim, and as spacious as might be, and that meant leaving out a great deal in the way of furniture!



Roughly, the final plan was to enclose and level the rectangular space immediately in front of the house, raising it at the sidewalk line; to keep that part evergreen and perpetual, with grass plots in preference to inconstant flower-beds, box-bordered paths in simple design, and a small pool at the center of the wall beside a terraced sitting-out place to be shaded by a dogwood tree which we would bring in. From the open end of this little garden, marked by low-growing Mugho pines, Japanese yews, rhododendrons and junipers, past the front steps and across an open lawn, a path bordered on the outer side by white birches, beech, wild azaleas, and flowering crabs would lead into the informal flower garden at the far corner of the property. Here (it was hoped) would be a tumult of color and blossom, with a garden bench at the end, all clearly visible from the

[*Please turn to page 87*]

Who would imagine that sylvan spots like these could be made and enjoyed on a suburban corner plot? Yet they were, and are

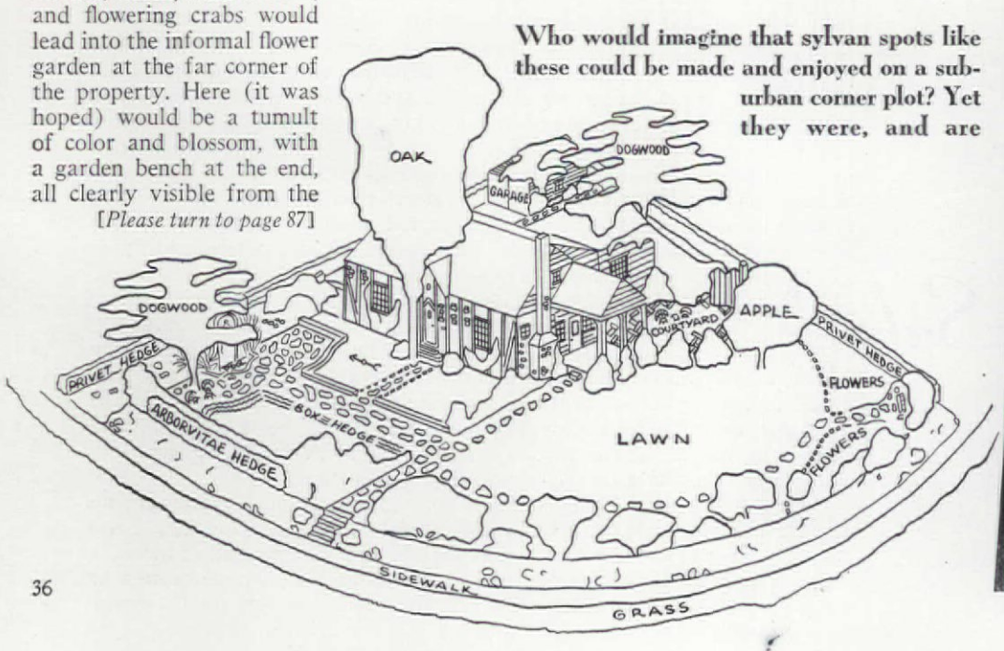



Half a dozen elegant little stories you'll enjoy —and profit from

Elmer L. Astleford

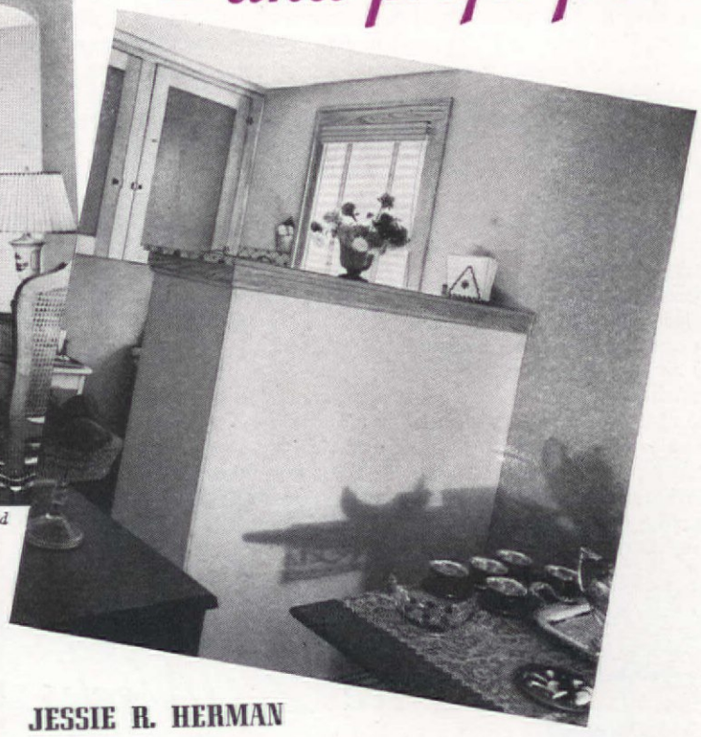

1 ATTIC INTO HOME

JESSIE R. HERMAN

EVEN if you have to raise half a roof to do it, you'll be surprised to see what a fine home you can make in the attic of an ordinary bungalow! My experience is that it's not all smooth sailing, and you may have space problems and wonder just where to put the partitions, but the final result can be charming.

When I started to furnish my "house" I had nothing but lots of books, Mother's silver, and a definite liking for French furniture. The first purchase was a Louis XV sofa upholstered in brown satin, very effective with rosy beige walls and a violet-blue carpet. The upholstered chairs are in rose and green, and the occasional chairs, which double for bridge and dining, have cane backs. My desk is a kidney-shaped one, and at either side of the sofa are French Provincial night tables with lamps. Beside my largest chair is a nest of four Chinese tables in very dark green lacquer, an interesting contrast to the light walnut. Those few pieces just fit into the 15 by 15 foot living room.

My bedroom is 11 x 12', but since my budget was running low I found it not only large enough for my needs, but also small enough so it didn't require too much furniture. Simple, inexpensive beds came from the unfinished furniture department of a large store. Stained to match my other pieces, they do not in any way detract from the scheme!

My greatest built-in achievement is the cupboard which forms the partition between my kitchen and dinette. It opens into the kitchen and holds ironing board, sweeper, broom, wastebasket, towel rack, etc.

I have left until the end the mention of my real attic, at the front of the house, which I did not "raise" because of the gables. And my little porch, opening from the dinette and looking out on my garden, where I practically live in summer. It's an amazing combination—private garden, complete home, labor saving features—all in an attic home.

Getting along with a little house 2

OLIVE W. FREEMAN

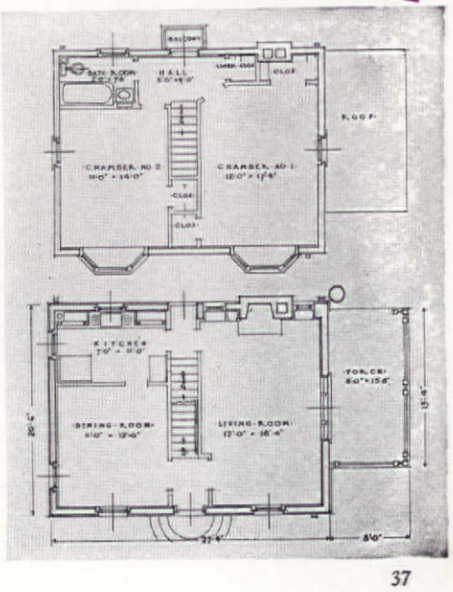

YOU can get advice anywhere today on how to get along with your husband, wife, children, friends, budget, dog, etc., but there's a strange silence on the all-important subject of getting along comfortably with your house. If you have a small house you'll appreciate just how much adjustment and elasticity it takes to cope with it and if you've lived in it very long you'll know that it has to be dealt with firmly. If you own the little thing it's doubly important not to let it get out of hand. Rented places, like neighbors' children, can annoy you tremendously, but it's easier to ignore such obstreperousness if the house, or the child, doesn't belong to you. But if you're the owner, the house is yours for better or worse, and you'll have to make the most of it. Making the most of it is a full-time job but it's an absorbing one

because you'll never lack for things to do. As you live with a house it seems to develop a succession of puzzles, one after another. This is just as true of a house which seemed to be all your fancy desired when you bought or built it. You yourself change and your ideas change. You have to make room for new possessions; your children grow up and move away or they lose jobs and bring their families home to roost awhile. New conditions make new demands upon your home always and the need for an extra bedroom or the clamor for more closets may occasionally rise to a crescendo. Instead of being reasonable about it your little house may rock back on its heels and defy you. But remember always that you're lost if you get angry or discouraged. Puzzles have answers and answers are what you're after. So examine your house problems closely and carefully. If it's a question of needing more space in one room get down to feet and inches.

From the very start, feet and inches became the theme song in the little house we bought because we liked its style, its setting, and the glimpse of the river through the trees. No sooner had we properly settled ourselves and our possessions, than a bachelor brother came to live with us and, naturally, a number of adjustments had to be made. It was easy to fit the brother in but not his dearest possession, a man-size radio. We placed it in the living room in an unused doorway leading to the back hall. It stood there, dominating the whole room and overpowering everything, until profound discomfort forced us to change that doorway into a cupboard topped by open shelves. Behind its double doors the cupboard houses the cabinet and speaker of the radio and provides a place for very tall books. The upper shelves have very definite duties. A small electric bulb in the simple arch at the top highlights the room's gayest color note, flowers in a treasured vase whose size and shape belong to the space. On the shelf under it, the surplus cigarette supply can be stored away in a sizable box, flanked by tiny books which are all wrong on the regular bookshelves. The

[*Please turn to page 82*]

The 2 Weeks after the First 10 Days

KATHERINE BURNS

3

IT MAY be hard to believe but a new mother can get very nostalgic for the hospital. She is abruptly whisked out of the smooth-running hospital routine when still weak, probably jittery, and simply scared to death by the thought that she is expected to give her baby the expert care he has had in that efficient nursery.

It would be ideal if for the first two weeks at home the new mother could be treated as a house guest with nothing more exacting on her mind than fidelity to her figure exercises. This perfect state is practicable only in the case of the woman who can afford to bring a trained nurse home to a house that is managed with competent help. What of the new mother who is maidless or who has a kitchen Hulda who excels in stuffing chicken but knows nothing about very small babies?

The new mother can go home to her own family sometimes, but this arrangement is only putting off the evil day and means that she has to make two adjustments: one in her family's home, and another when she is feeling stronger and finally takes over the reins herself at home. Moving baby's paraphernalia is in itself no mean feat. Besides, the father—who has not been just twiddling his thumbs during all this—loves to bring his new family home immediately. On the other hand, some member of her family can come to care for her and break in the baby in her own home. Disadvantages under this arrangement are that older members of the family may find it difficult to follow the hospital

[*Please turn to page 54*]

4

BIRCH HILL

at Buyck, Minnesota

BIRCH HILL is the charming home of Mr. and Mrs. Julius A. Keehn of Buyck, Minnesota, about a mile from Crane Lake, not far from the Canadian border. Mr. Keehn wanted something to do to keep busy so he purchased this twelve-acre tract of ground, a "rock pile" he calls it. On it was the little house shown just above.

Early in the spring of 1937 the Keehns went out to the "rock pile," pitched a tent, expecting to relax for the summer, but then began to think of a house, and started to plan. "It will be a nice place for the summer, but we'll surely go back to town for the winter," they agreed. Of course they decided to use the rocks that were so numerous. Rocks, rocks, everywhere, and hundreds more up on the hill back of the house. The glacier left a very generous supply in that vicinity.

They did most of their own work, though friends and neighbors assisted and at times help was hired. Rocks are not easy to handle alone nor is building real easy work, but very frequently Mrs. Keehn helped

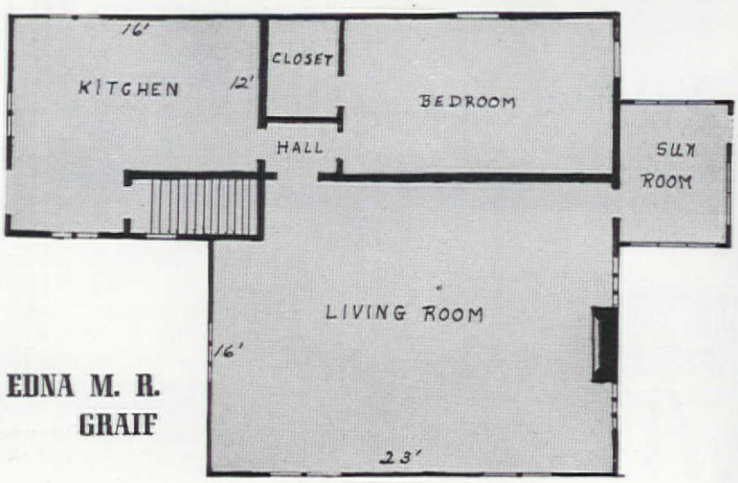

EDNA M. R. GRAIF

where she could. During blueberry season she found the berry patch, two or three hundred feet up the hill back of the house, a tempting spot and she was often located there when help was needed by her husband. Sometimes he was persuaded to leave his building and go berrying. And since there was no set time for the house to be completed they enjoyed vacation trips when they wished a change and needed a rest. By fall the house had taken on goodly proportions. In December they decided to go West for the winter and were in Oregon until spring.

In April, 1938, however, the call of the North was strong enough to get them to return to Birch Hill, and it was truly going back home, for they were lonesome for the deer that wintered in the thick pines near by and often boldly came out into the door yard.

The Keehns have always done things thoroughly and decided to build a substantial year-round house instead of a summer home as was at first planned. More stones were rolled down the hill and with much persistence and after a great deal of hard work they were placed in the chimney, which they had decided to make a huge one.

On page 38 is a "close-up," taken last summer before the chimney was built, which shows the rock garden, terraced at either side of the house. In it are some interesting rock garden plants and other perennials in attractive arrangement and there are additional plants this year.

A ready-made fireplace unit has been installed in the fireplace, also built of fieldstone, many of which are very attractive and unusual ones brought from other states. The basement is 16 by 23′ and gives ample space for garage, workbench, and laundry. Back of it, under the kitchen and built into the hillside, is a vegetable room and fruit cellar.

The house faces west and all of the rooms are well lighted and well ventilated. With tall pines and birch trees everywhere one experiences a feeling of great contentment and relaxation when the late afternoon sunshine filters through into the two large windows of the living room, and a little vesper sparrow trills its evensong. What started out as a casual summer place has become a complete, all-season residence.



We Made This Mirror Cornice

LOUISE KELLAM SMITHIES

One look at the price tags on regular mirror cornices was enough to prove them beyond *our* budget, but we did want something sparkly to brighten our dark seven by ten foot "railroad flat" dining room. Finally a little hard work and the poor man's friend, the five and ten cent store, came to the rescue. Small mirrors, glued end to end on a light framework of wood, turned out to be very satisfactory —and cheap. The cost, for lumber, hardware, mirrors and all, was only about $2.50 for a cornice more than eight feet across.

With only one window, and that off-center and overlooking nothing but a depressing blank wall of the next building, we had still another problem to solve. This was done by hanging one Venetian blind over the window and another flat against the wall, faking balanced windows. One pair of draperies, of a rough textured cotton fabric with spreading green and white leaves on a blue-green background, falls in graceful folds to the floor. An unframed mirror between the two Venetian blinds makes the room seem much larger than it is and the window treatment more complete. The final result is not exactly a decorator's dream come true, but it is very pleasant and, best of all, leaves us with a few extra dollars—always extremely welcome—for other furnishings.



We Got Farm Fever!

MARTHA PERIN

Our love for the country and for farms probably started away back. When my husband, Britt, was a boy he went to a farm each summer. He loved all the activities of the place, especially setting out at daybreak with the team and farm wagon loaded with produce and driving to a town eleven miles away to sell the fruits and vegetables in the public square. As for me, well, I used to go to visit my grandmother and aunts in the country when I was a girl, and I can still remember the joys of picking jumbo red raspberries with my cousins in the summer and coasting down the longest possible hill in winter. Yes, and I remember trudging back to the little old house, tired and hungry for the homemade bread, butter, and jam.

These are the kinds of memories which stick with you and I guess they always remain in the back of your mind. Anyway, it required only a holiday week-end visit at Joan and Bill's country place in Vermont to give us the farm fever so badly that we knew we had to do something about it. Before we went up we made mental notes not to let ourselves get too favorable an impression, for all our reasoning told us that Vermont was too far away for a man whose business was in New York City and for a family whose permanent home was in the New Jersey suburbs. We were going to be very firm-minded about it. But the trip up was lovely and improved by the mile; in fact the last four miles, from town to our friends' place, were the most beautiful I had ever seen. When we got there I adored it immediately, although I didn't say so. My hosts, a little crestfallen, noticed my silence and asked for an explanation. It was then that I announced, "I'm not going

[*Please turn to page* 74]

Smart built-in features for a woman's own use in Rocky Hill, N. J.

JAY C. VAN NUYS, *Architect*

IT's mighty pleasant to have your own spot in the sun whether *"you"* means a family of nine or a lone individual. For the lone individual maybe it's even nicer. Pride of possession isn't limited to families only; in fact, being monarch of all you survey, being able to sit back and defy landlords and relatives alike with your own roof over your head and your own bit of earth underfoot may be doubly pleasant. But you'll find that building a house for yourself requires a lot of forbearance and loving kindness along with the usual sacrifices and expenditures of time, money, and effort. People have a way of saying, "You mean, you're building a house just for *yourself?*" or "What on earth can you do all *alone* in a house! What-you-need-is-a-little-apartment-near-people." They always make it sound as if you were about to turn into the prisoner of Zenda or a slightly batty hermit, and they seem to imply that a keeper or a nice furnished room with relatives or a one-room apartment with a collection of pipes or china elephants is just what you need.

Well, it isn't so, as the owner of this jolly little home has proved very well indeed. Designing, planning, developing, and maintaining a place of your own is a guarantee for living and liking it, alone or not. Her New Jersey home, built of cedar siding in a rambling, Colonial sort of design, fits snugly among full-grown maples in a mellow countryside plot near Princeton, a plot with a hilly outlook. Acquiring the lot was the first step and while finances were bearing up under that

Book titles are easily picked out by illumination of lumiline lamps concealed in the wide bookshelves. Natural wood for shelves, random width boarding, and beams in living room

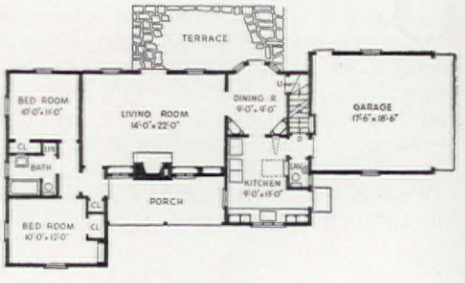

Shelves, cupboards, and cabinets for plants, blankets, books give a fillip to odd corners as well as needed storage space



One end of the wood-paneled wall around the living room fireplace has a useful hinged wall desk. A hinged door on the wall cupboard in the kitchen drops down as a linoleum breakfast table

F. M. Demarest



shock (and it took plenty of time), the house itself was being dreamed about and pondered on. It stands in solid sticks and stones now with the whole first floor completed, really providing enough space for a household of three or four. But getting it as far as it is today took a bit of doing and there were plenty of headaches and much hard work during the throes of planning and creation.

THE owner planned the scheme of the house and the notable built-in features with careful foresight and thoughtfulness, adapting ideas found in magazines, books, and catalogues, then having them drawn up by the architect. Surprisingly few of her "must haves," "would likes," and "possibilities" were discouraged by the architect and as many conveniences as the budget would stand were included. Since additional furniture had to be bought anyway, it was fun to design all necessary equipment right on the spot and have it built in. The living room has a generous number of usable, decorative features: four-foot bookshelves and paneling of knotty pine built on either side of a husky stone fireplace of ranch house type and a hinged wall desk and cupboard in one corner. Hand-hewn beams cross the plastered ceiling and on the opposite wall there are pine valance boards framing the top of the double glass door and the two windows overlooking the flagstoned rear terrace. Behind the cornice boards, and concealed in the bookshelves and desk, are lumiline lamps to cast a soft indirect glow over the whole room. The bedrooms have their share of built-in equipment too: a nook in the front bedroom has a combina-

[*Please turn to page 94*]

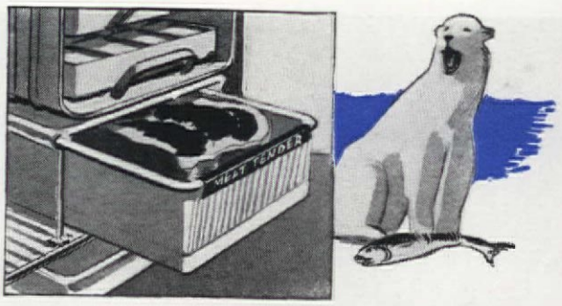

Coming up! Whatever you need for cool relief stored neatly away in the Norge Cellarette. The perfect way to keep meat, in Frigidaire's Meat Tender. Door to freezing unit encloses it, too

And these are FAIR AND COOLER!

Sketches by Harrie Wood





OUR pet polar bear, leering around the corner at the Crosley Frozen Food Compartment, really likes all these refrigerators, as you can see, for their new conveniences, their little extra tricks and special features in their designs. When selecting a refrigerator, the thing to consider is the maximum strain you're apt to put on it. If you're a long way from market and buy only once or twice a week, you need meat storage space. If your youngsters clamor for fruit juices and cold drinks, you need bottle room. If you have the left-over trouble that stalks small families the air filter is for you. Whatever your problem, the refrigerator boys have it well licked before it can get a foothold.



The Servel Dew Action vegetable freshener would be an ideal spot to be these days. Meanwhile it does a thorough job of keeping vegetables garden fresh. Just imagine having space right in the refrigerator big enough to store a whole watermelon. This dream comes true in a Hotpoint, where you stack the Hi-Humidity drawers on one side



Auxiliary ice in a hurry and bottles and fruits stored on cracked ice in Olympic Refrigerette

Westinghouse has thought of week ends and vacations when the refrigerator door won't be open at all; it's thought of times when terrifically fast freezing is needed, and times when you need only maintenance. In fact, its True Temp Control allows for nine different degrees of temperature. You just set it and the control does the rest. In G. E.'s new boxes the Air Filter will take care of troublesome odors. Grand for left-overs, too

Sketches by Paul Frame, Jr.

A Treasure Hunt on a Flowery Trail

SUMMER parties should always be planned so that they can easily move indoors if the weather is balky. Either the garden or porch is, of course, the place to have most fun at a summer or early fall party. Have the porch well lighted and swing Chinese lanterns over the lawn, but be able to run if it pours. Indoors, have lots and lots of flowers, both wild and tame, to make the atmosphere right for a Flower Treasure Hunt.

It's a new kind of treasure hunt—along a flowery trail and still involving no traveling over miles of the outlying districts. Try this kind on a fine summer evening. It's a collection of games and contests to play close to home—all of them brain-teasers of the best sort, and the winner of each game gets the clue, so to speak, for the next one.

All of the games are really easy and fun, just made a little newer by having their familiar directions and rules changed by the use of flower names. A great many people don't really know a forget-me-not from a sunflower and the exceedingly simple trick of substituting names of flowers for those of animals or people—makes it much harder for the players to keep a straight face or remember a person's pseudonym, for instance, as in the "Cabbages and Daisies" game, on page 44.

The homework for the hostess can all be whipped up well in advance of the party. Get some small notebooks, very simple ones with only a few pages in them. Decorate the books with flower seals and label them, "Who's Who in My Garden?" Then cut from old seed catalogues and other garden magazines as many colored pictures of single blooms as you can find. Mount them attractively, number them at the bottom, and hang them about the room. If you are giving a porch party the pictures can be mounted on heavy cardboard so they can be passed around easily. When a guest gets the name of a flower, he writes it opposite the correct number in his booklet. This takes about twenty minutes and it's a good ice-breaker. No attempt should be made to keep the guests from comparing notes; conversation should be encouraged. When it is time to begin the hunt, read the correct list aloud and award some foolish little prize from the five and ten cent store.

Even the invitation is a teaser. Write it on a narrow strip of pastel paper, fold it over many times (starting from the bottom) and secure it tightly with a flower seal. Enclose the code on a separate little card.

(1), (2), and (3)
(4), and (5) too,
We will go a-Treasure Hunting
My (6) are telling you,
Not at (7) or seven,
But at eight on Friday night,
Wear (8) and (9)
Sew your (10) tight
If you have to (11) (12)
On your cuff just make this jot,
Friday night, our house, when (13)
Ring out, "Please (14)."

The Code: (1) Johnny-jump up. (2) Rose. (3) Daisy. (4) Violet. (5) Sweet William. (6) Tulips. (7) Four-o'clock. (8) Queen's lace. (9) Lady's slipper. (10) Bachelor's Buttons. (11) Aster. (12) Poppy. (13) Bluebells. (14) Forget-me-not.

As each guest arrives he is given one of the notebooks that we mentioned a while back in which, of course, are numbers followed by blank spaces for the flower names.

HELEN GOODRICH MASTIN

THE HUNT BEGINS—Pass slips of paper containing the problem which when solved will give the number of the flower which will be the object of the first search. Be sure that the flower chosen has the corresponding number in the list of "Who's Who in My Garden?" The Problem: "I planted three rows of flowers on Monday and two on Tuesday. On Wednesday I planted twice as many as I did on Monday and Tuesday. On Thursday two neighbors came over to help me and together we planted as many rows as I planted alone the first three days plus the number which I planted on Friday which was three times as many as I planted on the first day. If each of us planted the same amount on Thursday, how many rows did each plant? The answer will give you the clue to the flower for which you will search to begin your hunt for the treasure."

FLOWERY SPEECH—The answer is *eight. Clue I.* The hunt is on for the flower which is *Number 8.* One guest will find a basket with a nosegay of the chosen flower tied to the handle. The basket is filled with little paper bags with ten "Flower Counters" in each. The finder distributes one bag to each guest. The party leader explains that throughout the evening anyone catching a player using the word, "Yes" may demand a "Flower Counter" in payment for his offense. These counters are made with flower seals or small pictures of flowers pasted on heavy paper. At the close of the evening, count is taken and the winner announced, and a small prize given for this part of the game. Inside one little bag (bags should be opened upon distribution) is a paper daisy with a message attached. "Form two lines, the girls in one line and the men in the other. The party leader will explain the rest to you all. At the close of the game, follow this clue."

"'Daisies won't tell.'
Did you ever hear the adage?
Ever wonder if it's true?
Well, if you find a real daisy,
She will tell you what to do."

CABBAGES AND DAISIES—The "cabbages" (the men) line up on one side of the room, the "daisies" (the girls) on the opposite. The party leader whispers the names of vegetables to the men, while a helper gives names of flowers to the girls. Those first in line are first to play. They march forward, meet in the center and the man asks sadly, filling in the word given him, "Do I look like a———?" In flowery style the girl replies, filling in the name of the flower given her, "Oh, no, you look like a —— ———." Then the tables are reversed, the girl asking the question, the man answering her. One by one the couples come forward without cracking a smile. All those who are caught with even a hint of a smile are elected to the Flower Chorus which is a "howling" success. A flower song such as "I'm a Little Prairie Flower" or "Daisies Won't Tell" is rendered with much feeling. Now the holder of the clue goes on a hunt.

BASKET OF FLOWERS RELAY—On the stem of the daisy which is found pinned to a curtain are directions for the next game and the clue to the search to follow.

"Two sides again,
But mix 'em up,
And choose the captains, too,
Who line 'em up in relay style
But turn 'em backwards, do!"

After the teams and their captains have been chosen, each team is divided into two sections, making four groups of players, two teams of two sections each. Each section stands facing the wall, so that the two sections of each team are back to back, with the length of the room between them.

The captain stands at the head of one section, with a basket containing fifty or less dandelion or clover blossoms beside him. An empty basket is placed beside the man nearest the wall on the opposite side of the room. The second team is arranged similarly.

At a given signal, the captain of each team picks a flower from the basket and passes it up the line until it reaches the head man of the section (nearest the center of the room). He takes it and runs backward to meet the head of the other section of his team, who is running backward to meet him. When they meet, the man carrying the flower passes it to his teammate, who, still running backward, carries it to the empty basket. Both men then take their places at the ends of their respective lines, another blossom is taken from the basket containing the flowers, and the procedure is continued until all of the blossoms have been transferred from one basket to the other. The number of flowers used may vary according to the number of players and the amount of time available for the game, but there should be [*Please turn to page 55*]

SOLVED: One Problem Kitchen

VIOLET MOORE HIGGINS



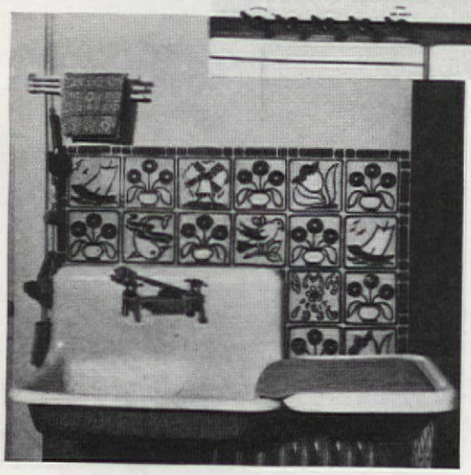

Willow ware set the keynote for our kitchen rejuvenation with contrast of yellow and green

OUR kitchen was a problem child and that *was* serious, for it is more than a niche for a sink and a gas stove, or a place to cook in and then hurry away. Our office hours made breakfast an early meal, simple and of necessity hastily assembled, so the kitchen was always the scene of action. But breakfast is an important meal. It sets the tempo for the day and so has to be cheerful and gay. A great deal depends on it.

However, our kitchen was a cheerless place, which even the most fragrant coffee, the juiciest grapefruit, the fluffiest waffles could not seem to hearten—a real problem child. And we, like many others, have a problem income, too, that cramps our style seriously. We could not call in the carpenter and the painter to transform our dreary surroundings. Whatever was to be done we must do ourselves.

Our house is about fifteen years old, well constructed, yet singularly lacking in the built-in cupboards and the workable arrangements that seem so general nowadays. The kitchen is a large room, but its lack of closets and wide wall spaces contributed to its general cheerlessness. Early in our tenancy we put up a shelf over the gas stove to hold the tea and coffee canisters, the spices, and the cereals in everyday use. The man of the house never liked it, though. He said it looked as detached as a wart, because that was all we did at that time.

We endured our problem-child kitchen through the years of the Depression, and then suddenly reached our limit, flew at the problem and solved it without any outside help, quite literally. An office worker acting as a week-end housepainter, and a housewife with artistic leanings performed a small miracle.

First we took stock of our assets and liabilities and the work to be done. The

[*Please turn to page 56*]

We're Trying to Catch Up with Our Readers!

In which The American Home bows gracefully (we trust!) to our readers, and admits gladly to all and sundry that we're not the only ones to whip up tasty recipes. Just look at these!

WE HAVE thought for quite a long time now that we were pretty all-fired good at this cooking and dishing-up business, but every once in a while, when we look over our readers' recipes, we realize that there are others in the field, too, and most of them as smart as we are. And it tickles us pink, too, so here is a group of special numbers we have liked a lot. May we also rise to state that we think it's awfully white of these epicures to share their recipes with us and with other readers.

Salad is one of the major subjects of dispute all over, we guess. Some like it green and crisp, some like it sweet and trimmed, some like mayonnaise and tricks, some like it first and some last. It's worse than Pease Porridge. Maybe you think you can't abide *anything* but a green salad. We did last week. But no more. We've

F. M. Demarest

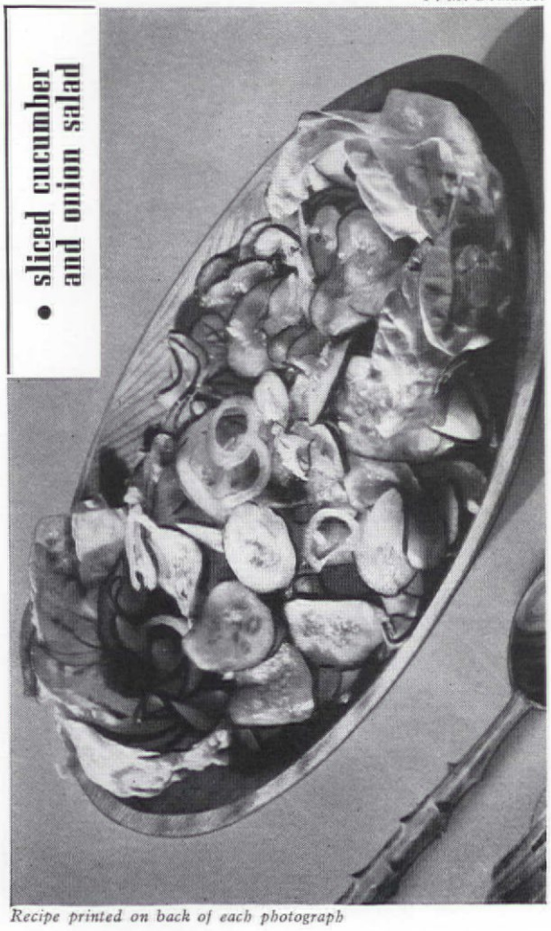

• sliced cucumber and onion salad

Recipe printed on back of each photograph

• greengage dessert salad



• molded egg salad

• herring salad

• shrimp salad—stuffed tomatoes

• greengage dessert salad

1½ tablespoons (1½ envelopes) unflavored gelatin
¼ cup cold water
¾ cup boiling water
¾ cup plum juice (from can)
¼ cup fresh lime juice
1 can (no. 2½) greengage plums

SPRINKLE gelatin over cold water and let stand for 5 minutes. Dissolve in boiling water. Add plum juice and lime juice and cool. When mixture begins to thicken, stir in plums cut in fairly large pieces, and turn into 1 large or 6 individual molds. Chill. Serve on watercress or chicory. Pass a cooked fruit salad dressing mixed with whipped cream. Serves 6.

Dessert Bridge Menu

Greengage Dessert Salad — Fruit Salad Dressing
Assorted Sandwiches—cream cheese and browned almonds
grapefruit marmalade— pimiento mixed with creamed butter
Coffee or Tea

Submitted by ELLEN CRANE *Tested in* THE AMERICAN HOME KITCHEN

• molded egg salad—Lorenzo dressing

12 hard-cooked eggs
2 tablespoons (2 envelopes) unflavored gelatin
½ cup cold water
1 cup boiling water
1 cup mayonnaise
1½ teaspoons salt
⅛ teaspoon pepper
1 tablespoon lemon juice
2 tablespoons chopped green pepper
2 tablespoons chopped pimiento

SPRINKLE gelatin over cold water and let stand 10 minutes. Dissolve in boiling water. Rub bowl with clove garlic and combine eggs, put through a ricer or sieve, with remaining ingredients and add dissolved gelatin. Lightly rub mold with piece cheesecloth dipped in salad oil and pour in salad mixture. Chill thoroughly. Turn out on bed of watercress. Serve with Lorenzo dressing. Serves 8.
Lorenzo dressing: Mix thoroughly ¼ cup vinegar, 2 teaspoons salt, ½ teaspoon mustard, 2 teaspoons Worcestershire sauce, ¾ cup salad oil, f.g. pepper, dash Tabasco sauce. Add ⅓ cup chili sauce and 1 cup finely chopped watercress.

Submitted by LAURA LEE CLEMENTS *Tested in* THE AMERICAN HOME KITCHEN

• herring salad

6 medium-size cooked beets
3 raw green apples
4 cold boiled potatoes
1 onion, chopped
3 medium-size dill pickles
3 hard-cooked eggs
4 pickled herrings
1 tablespoon vinegar
¼ teaspoon salt
⅛ teaspoon pepper
Mayonnaise to moisten

DICE all ingredients and toss lightly with mayonnaise. Add the vinegar and seasonings. Serve on lettuce leaves and garnish with additional hard-cooked eggs if desired. Serves 6.

Sunday Night Supper Menu

Herring Salad — Cold Cuts
*Deviled Eggs (in place of garnish)
Swedish Bread — *Swedish Limpe
*Cranberry Cream Cheese Tarts
Coffee

Recipe submitted by MRS. MARIE ERPENSTEIN *Tested in* THE AMERICAN HOME KITCHEN
**Recipes from The American Home Basic File*

• shrimp salad—stuffed tomatoes

6 large tomatoes
2 cups (2 5¾ oz. cans) shrimp
3 hard-cooked eggs, diced fine
2 stalks celery, diced fine
1 green pepper, diced fine
1 teaspoon chopped parsley
Dressing
⅓ cup vinegar
⅓ cup salad oil
2 teaspoons catsup
2 teaspoons Worcestershire sauce
2 teaspoons cocktail sauce
⅛ teaspoon red pepper
¼ teaspoon salt
Dash ground cloves

CLEAN shrimp and cut into large pieces, reserving enough whole ones to top salads. Combine shrimp, eggs, celery, green pepper and, parsley. Rub bowl with garlic and blend ingredients for dressing. Pour over salad and let stand in refrigerator until thoroughly chilled.
Have tomatoes chilled. Cut slice from top and scoop out. (May add solid pulp cut in pieces to salad if desired.) Fill tomatoes, arranging a whole shrimp on top of each. Place on crisp lettuce leaves and serve with mayonnaise or salad dressing passed separately. Serves 6.

Submitted by EDITH N. MARGUERAT *Tested in* THE AMERICAN HOME KITCHEN

tasted all five of these gems and now our only trouble is deciding which one to have. Each is utterly different in character and each oddly enough could be, with good bread and butter and cheese, a simply swell meal in itself. On the other hand, each one is gentlemanly enough to fit in perfectly with various meats or other accompaniments for a special dinner done in the grand manner.

There are not many things to eat more tempting or frankly pretty than molded salads. (And there are times when food that looks "almost too pretty to eat" is awfully nice to have.) For one member of this rare group we suggest our pet dessert salad with greengage plums in a sharp lime gelatin. If this isn't dropping the perfect ending for an afternoon of bridge right into your lap—well, there's not the slightest use in being shy about these reader recipes, modesty this time is doing no head-rearing. We didn't invent these—we tried them and liked them, and it's not only all right, it is eminently fittin' and suitin' to say so.

Another molded salad that, while it is as different from the greengage as daylight from dark, is none the less grand, is the molded egg salad which we recommend as a luncheon treat for the whole family, man and boy, or as a best-go-to-meeting-bring-the preacher-home company dinner surprise. It would serve eight people only if they had their fancy manners on. For home consumption, the temptation would be to come back at least a couple of times. And its dressing is a work of art.

Herring—now we're getting into the "cultivated" taste class. Here I shine, you may say quietly. And here this hearty mixed salad fairly glows, with beets in it, too, to make it a wonderful color, and potatoes and other affinities to herring.

If you think you know all the answers to stuffing the familiar apple of love, you're missing one till you know this shrimp salad. It's no fair tasting along while you're mixing the stuffing; wait until you can have the whole "tout and sample." It's worth waiting for.

As for the cucumber and onion salad, you will scarcely need to be told that it is designed especially for men. It is pretty definitely a masculine affair, and if the truth is told, that is one of the main reasons we are using it now. Man-trap. We're awfully proud of the fact that so many men read us and find us sensible, and we frankly offer them bait every so often, hoping they realize how much we like them, too. The cucumbers *with* their rinds on—the onions, wafer thin, and then that wonderful sour cream job for dressing!

These go to show that we are really broad-minded as can be about salads while still screaming loudly that we loathe the torturous things people can dream up to do to bananas and marshmallows and the noble prune. But these *really* are salads!

• sliced cucumber and onion salad

LEAVING peel on for color, slice very thin..2 cucumbers
Also slice thin.....1 small onion
Combine in bowl and sprinkle with.....1 teaspoon salt
Let stand in refrigerator for ½ hour. Place in thin cloth and squeeze out water.
Rub salad bowl lightly with garlic. Add cucumbers and onions.
Pour over 2 tablespoons tarragon vinegar
¼ teaspoon pepper
Then add .....1 cup sour cream
Toss lightly together and serve at once. Serves 5.

Submitted by MABEL MAIZE KELSEY *Tested in* THE AMERICAN HOME KITCHEN

Photograph printed on back of each recipe

Don't Ask a Mob!

DEAR AMERICAN HOME,

Nothing enrages me so much as arriving at a party primed for a casual feed and a lot of high-flown conversation only to find that it is one of those "theme" orgies. You know the type, maybe. A St. Patrick's revel, for instance, at which everybody is given a clay pipe or a green hat at the door, all the food, including the bread, is a bilious green, dessert is a horrible paste rolled in cinnamon to resemble Irish potatoes, and after dinner the guests kiss the Blarney Stone and dance jigs. Here is my protest against this sort of thing.

You will soon see that not even the briefest part-time maid ever darkened my door. On the other hand, the budget is there all the time, yowling and trying to get in.

DOROTHY McKENZIE

HAVING a party is just like falling in love. Plan it ahead and you sour it. The best parties I remember jelled about noon of the day they happened, for any or no reason. It was suddenly spring. Or it was autumn. Or someone had a fine new job, a fine new house, or even a fine new phonograph record. And presto! there was going to be a party!

The first tenet of my creed is to have lots of small dinners instead of a few huge gold-plate affairs. See all your friends often

F. M. Demarest

• baked fish creole

Recipe printed on back of each photograph

• crab-meat casserole



• stuffed flank steak

• baked zucchini with tomatoes

• apricot meringue tart

Photograph printed on back of each recipe

• crab-meat casserole

¾ lb. fresh mushrooms or 1 can (8 oz.)
1 small onion, sliced
2 cans (6½ oz.) crab meat or ¾ lb. fresh
1 can (10 oz.) tiny peas or 1 lb. fresh
1 cup buttered crumbs

PEEL and slice mushrooms. Place in saucepan with onion and add small quantity of water and pinch salt. Cook slowly about 20 minutes. Drain and reserve liquor. Flake crab meat, combine with drained peas and mushrooms. Add cream sauce (directions below) and turn into a large casserole or individual ramekins. Top with buttered crumbs. Bake in a moderate oven (350°F.) about 20 minutes or until brown. Serves 6 to 8.

Cream sauce: Blend 4 tablespoons butter, 4 tablespoons flour. Add 1¼ cups liquid (mushroom liquor and milk) and cook until it thickens. Season with ½ teaspoon salt, ⅛ teaspoon pepper, and 2 tablespoons sherry, if desired.

Submitted by MARION HARRIS FRAME *Tested in* THE AMERICAN HOME KITCHEN

• stuffed flank steak

1 large or 2 small flank steaks
For stuffing
2 cups toasted bread cubes
¼ cup hot water
1 teaspoon salt
⅛ teaspoon pepper
1 egg, well beaten
1 tablespoon melted butter
1 tall can ripe olives, sliced

HAVE pocket cut in flank steak for stuffing (as illustrated) or leave steak whole, spread on stuffing and roll lengthwise. Or get 2 small steaks, put stuffing between and sew edges.

To make stuffing, moisten bread cubes with hot water, add seasoning, melted butter, egg, and sliced olives. Stuff flank steak. Wind with string if rolled lengthwise or sew opening. Season both sides of steak with salt, pepper and roll in flour. Brown on all sides in small amount of melted fat or salad oil. Add ½ cup hot water carefully. Cover and bake in slow oven (300°F.) 1 hour or simmer slowly on top of stove if preferred.

Submitted by MAUD C. HUTCHINS *Tested in* THE AMERICAN HOME KITCHEN

• baked zucchini with tomatoes

2 lbs. zucchini
1 can (no. 3) tomatoes
1 teaspoon chopped onion
1 clove garlic
1 tablespoon salad oil
2 cups bread crumbs (about)

BROWN onion and garlic in salad oil (remove garlic if desired), add to tomatoes. Leave peeling on and slice raw zucchini thin.

In a greased casserole, alternate layers of sliced zucchini with tomatoes and bread crumbs, having crumbs on top. Season each layer of squash with salt and pepper. Bake uncovered in a hot oven (400°F.) for 1 hour. Serves 6 to 8.

Submitted by EMILIE ROBERTS *Tested in* THE AMERICAN HOME KITCHEN

• apricot meringue tart

Crust:
2 cups cake flour
10 tablespoons sweet butter
5 tablespoons powdered sugar
½ teaspoon baking powder
2 egg yolks
⅔ cup almonds, ground

Filling:
2 lbs. fresh or 1 can (#2½) apricots
3 tablespoons raspberry or apricot jam
lemon juice and grated rind
½ cup granulated sugar
¼ cup water
Meringue:
3 egg whites
1 cup powdered sugar

MIX all ingredients for crust quickly and thoroughly with fingertips or pastry flaker. Sprinkle flour lightly on baking sheet and roll the crust about ½ inch thick. Turn up edges ½ inch all around. Bake in a moderate oven (350°F.) 35 min.

If fresh fruit is used, make a sirup with sugar and water, add lemon juice and grated rind to taste, boil apricots till tender. Drain freshly cooked or canned fruit.

Spread jam thinly on baked crust and arrange apricot halves on it. For meringue, beat egg whites stiff, add powdered sugar gradually. Fill in spaces between apricots and around edge of tart with meringue and bake in a slow oven (275°F.) for a further 30 minutes. Small apples or peaches may be used in the same way. About 12 servings.

Submitted by MRS. TILLY SCHULER *Tested in* THE AMERICAN HOME KITCHEN

It isn't the food or drinks that "make" a party. It is the "company of persons." You may remember for weeks Helen's superb baked ham, but you'll remember *forever* that stimulating friendly discussion

but not all at once. Feeling the party mood stealing over me, invite four or five people for dinner, individuals I know will stim late each other. It's quite a trick to mix a superlative salad, b the hostess who can mix her guests so that each one is a challen to the others to talk is the hostess who will go down in histor

The test of a good party is whether or not the hostess enjoys If she has a swell time, it's a safe bet everyone else will becau she is the only one who has anything to worry about. Which another reason for asking small groups on the spur of the mome and doing everything in a thoroughly informal style. If you li on Plush-Carpet Lane you can invite hundreds to a ball and t the whole thing off like water from a duck's back, but I, who wo in an office, live in an apartment, and cook every morsel my gues eat, am a lot happier broiling cube steaks for six than wrestli with caviar and squab for sixteen.

A household which does not have servants always has a budge If you have scads of guests Mr. Budget comes, too, and everybo gets meat loaf. But if you invite a select few, fried chicken for t ensemble won't cost any more than less glorious food for a crow Rather than serve a lot of people a lot of food cheap, serve a fe supreme dishes to a few congenial people.

It is fatal to try a new recipe on company night. The best po sible dishes for impromptu dinners are the ones you have so oft for family meals that you can make them with your eyes shut a one hand behind you. I happen to have a foolproof recipe for h biscuits and so one of my favorite menus for a small dinner i fried ham and scrambled eggs (eggs piled in the center of a b platter and ringed around with serving-size pieces of ham dozens of biscuits with strawberry jam; an enormous salad lettuce, tomatoes, and bits of pepper piled into a big bowl a mixed with olive oil at the table; coffee; and, for dessert, mo coffee, two or three kinds of cheese with crackers, and a bowl shiny red apples or polished yellow pears.

Another good menu in the right season is: fried chicken (o small fowl for each two people), mashed potatoes and grav whole wheat bread and butter, a big platter bearing slices tomatoes, dill pickle, onion and cucumber, and carrot and cele

[*Please turn to page 5*

• baked fish creole

2 to 3 lbs. fish in steaks cut ½ inch thick (salmon, halibut, sword, cod, haddock, mackerel, etc.)
2 onions, chopped
2 stalks celery, diced fine
1 green pepper, chopped
2 cups canned tomatoes
½ small bay leaf
1 tablespoon chopped parsley
1 cup stale bread crumbs
8 whole black peppercorns
6 thin slices lemon
1 teaspoon salt

FRY slowly until tender in small amount of melted fat or salad oil, the onion, celery, and green pepper. Add tomatoes, bay leaf, and parsley and simmer 10 minutes. Add bread crumbs, salt, and peppercorns.

Arrange half of fish steak with bone removed in bottom of greased baking dish, cover with part of tomato mixture and 3 slices of lemon. Add rest of fish steak and spread with remainder of sauce and lemon slices. Bake uncovered in moderate oven (350°F.) 30 to 40 minutes. Serves 5 to 7.

Submitted by MRS. RUTH VON PHUL *Tested in* THE AMERICAN HOME KITCHEN

JUST AS SURE AS YOU LIKE CHICKEN YOU'LL LIKE CAMPBELL'S CHICKEN SOUP

WHO LIKES CHICKEN? Almost everybody answers instantly: "Why, chicken's one of my favorite foods!" Roasted to a tempting brown, baked in a homey potpie, fried Southern-style—whatever way it's fixed, its delicious taste has long been welcomed as a "company-dinner" treat.

And the way people go for chicken is one reason Campbell's Chicken Soup is a favorite, too. For *chicken* is in its very aroma; it glistens richly in the golden broth and saturates every grain of its fluffy rice. And tender *pieces* of chicken just beckon your spoon to lift them!

This, most folks say, is the finest chicken soup they have ever tasted—soup that some motherly cook might proudly ladle out of a home soup kettle. Indeed, thousands of good cooks admit they can't quite *equal* Campbell's!... So won't you jot this down in your memory?—*"Just as sure as you like chicken, you'll like Campbell's Chicken Soup."*

LOOK FOR THE RED-AND-WHITE LABEL

NEW APPETITES FOR SICK-ABEDS

Chicken soup is a time-honored food for folks who are "under the weather". And you will find Campbell's Chicken Soup, with its appetizing looks and aroma—its strength-giving broth—its light, nourishing rice—its delicately tender pieces of chicken, "just what the doctor ordered!"

AID FOR A SECOND-DAY MEAL

When "a little of this" and "what's left of that" won't stretch to full meal-length, remember Campbell's Chicken Soup. Ready in next to no time, it is sure to please the family, to help satisfy their hunger and to spur their interest in the remainder of the meal.



A HOT DISH FOR COLD MEALS

When days are warm, cold meals are fine, *if* you include that important one-hot-dish. Campbell's Chicken Soup is splendid for this; it perks up appetites, stimulates digestions, and provides good sound nourishment. Keep a few cans of Campbell's Chicken Soup handy, always.

Delicious!

SALMON SUPPER PLATTER

4 cups (2 lbs.) Canned Salmon
½ cup French dressing
3 or 4 hard-cooked eggs
½ lb. cheese, sliced
1 cucumber, sliced
1 onion, sliced

Drain Salmon and break into 6 or 8 large flakes; dress with French dressing made sharp with lemon juice; chill. Cut eggs in halves lengthwise; remove yolks, mash, and season with 1 tbsp. each melted butter and mayonnaise, 1 tsp. pickle relish or vinegar, and salt and pepper to taste. Combine sliced cucumber and onion, cover with diluted vinegar, add salt and pepper and chill. At serving time, drain Salmon, cucumber and onion, and arrange individual servings on shredded lettuce on large platter. Decorate with deviled egg halves, lemon wedges, and ripe olives, and place cheese slices at ends or around edge of platter. Pass mayonnaise separately. Serves 6 to 8.

Salmon bolsters your menu *with all these health values...*

Good-for-you Canned Salmon main dishes are man-pleasers...and how they save on food bills!

AT DINNER tonight surprise your family with *Salmon Supper Platter*—that savory, satisfying main dish you see above.

Watch the menfolks fork for those meaty "chunks" of Salmon. See how fast they call for more!

Yes, Canned Salmon helps you to serve brighter, more attractive entrees. Hearty as a main dish should be. With the distinctive taste that has made Salmon our most popular food from the sea.

Important, too — Canned Salmon provides all the vital nutritional factors described in the panel at right.

Stores are now featuring Canned Salmon. It's a good time to lay in a supply. And for *new* FREE booklet of easy Canned Salmon recipes, write: Canned Salmon Industry, Dept. K-14, 1440 Exchange Bldg., Seattle, Wash.

Rich in PROTEIN
...like meat and eggs

Science rates Salmon richer in protein, the great tissue and muscle builder, than almost any other common food.

Rich in VITAMIN D
...the precious vitamin found in sunshine and in certain foods from the sea.

Canned Salmon is an unusually good source of Vitamin D

Rich in CALCIUM and PHOSPHORUS
...like milk and cheese

Canned Salmon is a dependable supplier of both these food minerals, the builders of sound teeth and sturdy bones

Plus ENERGY fuel
...like bread and butter

Canned Salmon furnishes a liberal supply of the energy food we need to enjoy busy, active lives

And also a supply of IODINE, a vital aid in the prevention of goitre
VITAMIN A to help guard against infection
VITAMIN G to help promote a longer, healthier life

For good health and good eating serve
CANNED SALMON

Don't ask a mob!

[*Continued from page 48*]

fingers. Put olive oil and vinegar on the table, give everyone a salad plate and let him make his own salad to his taste. Dessert, accompanied by coffee, of course, can be strawberry or raspberry shortcake, or a fruit cobbler. These menus are good for me to serve because I know I can do everything on them well.

On the way home from the office I stop at the market, then chase on home. Father digs out the vacuum cleaner and sweeps the rugs while I begin by tidying up the bedrooms.

Then I set the table, because that is an operation, even for a thrown-together party, which requires time and serenity. If you go in for frequent, quick parties you have to manage the laundry so that at all times you have clean linen for a spirited table. It doesn't matter what it is. If you use pottery, you can have vari-colored place-mats and runners of rough homespun or fringed linen or checked gingham. Chosen all-of-one-color, these are also lovely with the more robust types of china. Blue willow, for instance, is a mighty nice sight on rough yellow place-mats. For an extra setting, buy colored linen cloths or dye some of your white damask ones, planning the color to set off your particular china. White china is devastating on a light aqua cloth, and any pastel is grand with Haviland types.

If you can pick flowers in your garden or get them from a side walk cart for a quarter your table will be that much ahead. A tab' without any centerpiece at all be lovely if the china and cloth are complementary and the glass and silver sparkle. Eating by candlelight endows the dinner with friendly intimacy and a touch of ever-welcome glamor.

After the table is completely set, with preserves in their dishes, cigarettes and ash trays in place, I start cooking any food that is a long-time proposition. Then I wash and prepare salad vegetables, get the butter and cream into serving dishes and put everything in the refrigerator. Next comes biscuit or muffin or shortcake dough, which is made ready except for adding moistening ingredients. These are measured out so they can be put in quickly and the final mixing and baking done at the last minute. Serving dishes for hot foods are laid out on top of the oven and those for cold things in the refrigerator. Meat is either put on to cook or, if it is a quick-cooking variety, made ready to cook. During the lull before the guests show up and final operations may be set in motion, I attend to static matters like the bread plate or the cheese tray and measure coffee and water into the maker. Theoretically, everything by this time is cooking ready to be cooked, or ready to put on the table. Dad turns on the lamps and I apply fresh lipstick. The guests appear and I leave them to cocktails while I get going in the kitchen. I'm not proud. If one of the women offers to help I praise God, tie an apron around her, and start her out.

When everything for the main course is on the table (I don't have more than two courses), I say so. And I don't feel any qualms about going out to the kitchen whenever I need to without a phalanx of "Excuse me's." In due time I get the first course off the table as best I can and bring on the dessert.

There's something pitiful about a dinner table after the meal but just the same there's something to be said for letting everybody sit around the remains, with their cigarettes and coffee, especially if the conversation is going well. However, after the straight chairs begin to feel hard, I prod my friends into the living room. I supply cushions and let some of them sit on the floor. Everyone loves to but doesn't always dare. Occasionally we play games, silly ones that don't tax the brain cells, but the noblest form of entertainment is good conversation swelling occasionally into furious, long-drawn-out arguments. When you find a friend who is a good conversationalist treasure him above rubies not only because you adore him but one such makes a party and two are money in the bank.

A FEW phonograph records chosen to please the special tastes of the guests are a grand idea, but don't prolong the concert past its first freshness unless the guests sit up and beg.

But at this point you don't need anybody's advice. Warmed by your elegant food and stimulated by the easy atmosphere, every guest will be talking his head off and thinking you're the swellest hostess. And hoping he'll be asked again.

Editor's note: We are inspired to add a few suggestions of our own to the foregoing elegant menus. These are still other varieties of excellent food that will not break the bank, that remember the hostess has to be two places at once, and at the same time make believe that all the guests are epicures—so flattering. For a main course we offer baked fish creole, flank steak, or crab casserole; baked zucchini; and any one of five salads, if you are tired of greens. For dessert how about an apricot meringue tart just to show off? You will find these recipes on pages 46 and 48.

The pattern of living is brighter when you plan it so

Why be without the little things that make for pleasant living? Hospitality becomes warmer in surroundings made pleasant by different arrangements of lovely flowers. Ice-cold Coca-Cola, too, adds just such a refreshing touch to hospitality. And ice-cold Coca-Cola is always a sociable drink to serve . . . and serving it is a certain way of pleasing your guests.

***Zinnias and Blackberry Lilies,*—one of a series of flower arrangements illustrated and diagramed in the book offered below.**

The Six-Bottle Carton

Size of book 7⅞" x 7⅞"

Get this beautiful book

● "Flower Arranging" by Laura Lee Burroughs contains 48 exquisite color reproductions of flower arrangements and many practical suggestions on this rapidly growing and fascinating art. Send your name and address, clearly printed, enclosing ten cents (coin or stamps) to cover cost of handling and mailing, to The Coca-Cola Company, Atlanta, Georgia, Dept. A.

Everybody likes Coca-Cola best when it's ice-cold. So, pre-cool the bottles in your refrigerator and use ice to keep them cold. There are many attractive ways to do this. Remember, it's easy to buy Coca-Cola in the six-bottle carton from your dealer.

COPYRIGHT 1940, THE COCA-COLA COMPANY

THE ALEXANDER TWINS...Dorothy and Grace, Famous Drum Majorettes for American Legion Post 42, Martinsville, Virginia ***SALUTE YOU***

AND SALUTE

Chesterfield

FOR REAL MILDNESS AND BETTER TASTE

These are the twin pleasures you look for in a cigarette. You'll find them in every Chesterfield you smoke...and it takes the right combination of the world's best cigarette tobaccos united in Chesterfields to give you the added pleasure of a cooler smoke... *Make your next pack Chesterfield and join the millions of smokers who say*

They Satisfy

Copyright 1940, Liggett & Myers Tobacco Co.

All of these are New

To help out in that endless job—Housekeeping



NOT such a completely disconnected collection as you might think at first glance, because each of these little items belongs in our "Let's-DO-something-about-it" department.

VENETIAN BLIND TAPE: Look how simple it is to change the color scheme of your Venetian blinds. New tapes that can be gummed right to the old ones. One of the neatest tricks we've heard of. From Western Venetian Company.

A SALAD BOWL that won't absorb oil or be stained by vinegar or taste of old dressing—light as a feather, it is made of Bakelite in the loveliest colors.—Kilgore Manufacturing Co. A plastic salad bowl is one of the best additions to the plastic family.

MAGIC! Just like a now-you-see-it-now-you-don't act. Spots, stains, and dirt on upholstered furniture vanish under Skour-Nu's onslaught—and it can't hurt any kind of upholstery fabric. Skour-Nu, Inc.

Demarest

CRUISER: The Westinghouse Floor Cruiser is sure enough a two-in-one job at its very best. You simply snap it in the special steel frame, which has a long handle, and you have a double-duty vacuum immediately. It is easy to store and clean and without its handle is a wonder for furniture and draperies. With the handle it laps the dirt off the floor very efficiently—and all in just about the wink of an eye.

I'VE THROWN AWAY MY DISHPAN... AND GARBAGE CAN TOO!

GENERAL ELECTRIC

ELECTRIC SINK

1. Washes All The Dishes!
2. Disposes Of All Garbage!

No more "doing the dishes"—no more handling of garbage. This G-E Electric Sink does both jobs better—and quicker—for only a couple of pennies a day.

DISHES ARE WASHED THIS EASY WAY

1. Scrape food scraps off the dishes.
2. Stack china, silver, glasses, pots and pans in Dishwasher trays.
3. Close cover—turn the controls—and the whole tedious job is done in a *fraction* of the time it would take by hand.

No chipping, no breakage—for dishes do not move. They dry in their own heat. And the Dishwasher cleans, dries itself.

G-E Dishwasher available separately. **$194.50** f.o.b. factory. Easy payments.

GARBAGE IS DISPOSED OF THIS EASY WAY

● Food wastes—peelings, pits, scraps, bones, etc.—are scraped into sink drain. Down they go into the Disposall, where they are reduced to a pulp and washed away like water. Disposall cleans itself.

G-E Disposall available separately. **$99.50** f.o.b. factory. Terms.

YOU'LL have no need for dishcloths or garbage can when you replace your old-fashioned kitchen sink with a modern G-E Electric Sink. This new contribution to better living is acclaimed by homemakers everywhere, and is equally efficient in both large and small households. It combines the time-tested General Electric Dishwasher and G-E Disposall into one modern appliance that is installed quickly and easily in old or new kitchen. See it at your General Electric dealer's or use coupon below.

"It's Easy To Stay Young Electrically"

General Electric Co.
Appliance and Mdse. Dept. SG-069
Bridgeport, Conn.
Send free literature on G-E Electric Sink.

Name_____

Address_____

City and State_____

GENERAL ELECTRIC

"I lived in a haunted house..."

It was just like seeing a horrible ghost—everytime I opened that linen closet. There were my clothes all washed and ironed—and there was that dingy shadow of tattle-tale gray. It simply haunted me. I never dreamed my weak-kneed soap was to blame until . . .

The lady next door asked me to wash the Fels-Naptha way. "Try the *golden* bar or the *golden* chips," she told me. "Either way, Fels-Naptha Soap brings you richer, *golden* soap teamed with gentle, dirt-loosening *naptha*. And those two busy cleaners get the grimiest, tattle-tale gray dirt."

Well, I was so frantic I rushed to the grocer's for that big, *golden* bar of Fels-Naptha Soap. And do I thank my lucky stars! My washes now look like a million—so sunny-white and sweet-smelling! I'm so proud of my curtains and clothes and linens, I just love to have folks come into the house. And, Jim . . . well . . . if you could see how he hugged me last night, you would know *he's* mighty proud of *me!*

Golden bar or golden chips—
Fels-Naptha banishes "Tattle-Tale Gray"

P. S. Use the Fels-Naptha bar for bar-soap jobs. Use Fels-Naptha Soap Chips for box-soap jobs. The crinkly flakes made of richer, *golden* soap and naptha. They're HUSKIER—not puffed up with air like flimsy, *sneezy* powders. Wonderfully sudsy, too—thanks to a new added suds-builder!

Copyright, 1940, Fels & Co.

The 2 weeks after the first 10 days

[*Continued from page 38*]

routine for the baby, and that their presence may make the father feel too much like a host all the time.

One solution which has a minimum of drawbacks, it seems to me, is to get a practical nurse recommended by the doctor. But it is absolutely essential that the mother-to-be have an interview with the nurse several months before the baby's arrival. I had a friend whose first weeks at home were made unbearable because a practical nurse, whom she had never seen, had a rasping voice and a weakness for double negatives. These apparently little things can be extremely jarring during that sacred-little-woman act in which so many women indulge after a first baby. In this interview with the nurse, which I for one think is vitally important, the mother-to-be and the nurse should get together on the running of the house, how much the mother can do and how she can ease herself into the gradual taking over of the job. The nurse has to have the grocery, butcher, and laundry information, of course, and the little details about the house itself; the mother may even expound on how her husband likes his steak. The most important result of this interview is that the mother gets an idea of the nurse's personality and will not come home to find a perfect stranger in charge. Since the vocation of practical nurse is an uncrowded one and it may be hard to find a person who will fit in, it is a good stunt for the mother to remember that she can come out of her glass case and lift a finger herself once in a while, without breaking in two.

There is, of course, one tremendous drawback to making these arrangements run smoothly. The baby, due on the first, may choose to arrive on the sixteenth, and a practical nurse cannot afford to sit around and wait for such uncertainties. She could, of course, take another case, not contagious, on condition she be released for her maternity one. Or the mother could interview a possible second choice in advance. All decisions possible should be made before going to the hospital. Details such as where the baby's crib is to be put, his coming-home-from-the-hospital clothes, a tentative order with the druggist are all things that can be done in advance of the big event.

The baby can be fun for these first few weeks if the mother has not too much responsibility. Baby's first bath is wonderful if experienced hands are near by to take over in case mother begins to quake. Formula making gets to be a perfect snap, but at first, well, it is grand to feel that the poor child won't starve if mother feels she can't manage it. Incidentally this process is a perfect answer to those who say "Instinct will tell a mother just what to do for her baby." Instinct knows practically nothing at all about formulas for modern babies.

FATHER during this time should remain cheerful and calm if possible. Even if the laundry drain isn't working, his pocketbook feels a little flat, and his new secretary cannot spell, he keeps it all to himself. And he should not worry unduly if his usually sensible, even placid, wife is a bit moody and close to tears for no apparent reason. It will pass, but it won't help any to be reminded of the fortitude and strength of the Indian. The 1940 mother is no Indian.

The first two weeks home from the hospital are so important in getting yourself and your family accustomed to a baby, here's hoping that every new mother can take a good look at the situation before the baby comes and realize that, while she is the center of it, she can come close to behaving just as normally as possible if she has made some sort of temporary routine plans. It is so much more becoming, much more fun, she will get strong so much more quickly, and baby will be a part of the household right away.

Remain calm though your child's neck seems in imminent danger. If he squirms like an eel and screams like a banshee, he's likely to survive

A treasure hunt on a flowery trail

[*Continued from page 44*]

enough so that each player may run at least twice.

The team which transfers all the flowers from one basket to the other first is declared the winner and is presented with *Clue No. 3.* "A————by any other name would smell as sweet."

BACHELOR'S BUTTONS—On the stem of a rosebud hidden somewhere near the group is the next message,

A circle is formed for a game or two,
"Bachelor's Buttons" and "Bells of Blue."

Clue No. 4:

Jean Ingelow once said,
And I say it over,
"Crowds of bees
Are giddy with ——."

To play "Bachelor's Buttons" form a circle and choose a "bachelor," who leaves the room. After his departure a melody is chosen and a series of actions, the more ridiculous the better, may be decided upon. The melody might be "Oh where, oh where has my little dog gone?" Substitute the words "bachelor's buttons" for "little dog." The action might include a search for a button, finding it in a girl's pocket, getting a needle, and beginning to sew the button on his coat. When the "bachelor" enters he is guided by the melody sung by the other guests, very soft and slow as he enters, louder and faster as he approaches the girl who has the button, slower if he walks away from her, with more volume as he turns toward her again and continuing until he has done what has been planned, guided simply by the volume of the song. It seems rather impossible but players have been guided to perform a long series of the most unheard of antics in this way. Try it on several "bachelors." It is grand fun and everybody is in on it. What more could anyone ask of a party game?

BELLS OF BLUE—For this game have two tiny bells to be given to the couple chosen to be "it." These two are blindfolded and placed within the circle. The man calls, "Where is my Blue Bell?" His partner answers by the tinkle of her bell. Hearing the tinkle of his bell close to her, she tries to escape and then, perhaps, in her effort, walks into his outstretched arms. It is very funny to watch and very exciting to play. When one is caught, they both stand, blindfolded, back to back, and walk toward the circle, each catching someone to take his place. After everyone has had a turn, the game ends, and the hunt for some clover is on.

HEARTS AND FLOWERS—In a "patch of clover" the next clue of the hunt is to be found.

Clue No. 5:

A ROMANCE now of lovers sighin'
Then in search of a ————.

To be romantic guests work in couples. Pink hearts are cut into two pieces, one half being given to the girls and the matching half to the men. At the signal, hearts are matched and couples are ready to work out "The Romance of the Flowers." In almost any good game book one may find a contest of this sort. Write the cleverest that you find on large pink hearts and give one to each couple. At the end of a definite period of time the cards are collected and judged. The winning couple is presented with a corsage bouquet and a boutonnière.

THE TREASURE—If the party is out-of-doors the search at this point may be made really difficult. But finally someone discovers one little "yellowhead" with a note attached to its stem. If you have the party inside "hide" the flower in plain sight.

Clue No. 6:

The treasure lies in the heart of hearts
Of a little mound of white,
"Pieces of eight" in modern form
And hidden well from sight.

Not even a suggestion must be given as to what the treasure is or when and where it will appear. During refreshments, which are now served, one of the guests will find a small but very nice silver basket inside one of the white frosted cup cakes, a small silver padlock for keys, a silver monogram to clip on a driver's license, or best of all, a very shiny silver dollar. Ice cream, served in paper cups set in real flowerpots with chocolate sprills to represent earth and real flower sprays "planted" in the cream, might accompany the white frosted cakes.

After supper, charades are still wonderful fun. Those originated by the crowd will be good. Imagine, if you can, "harebells" being dramatized by a dignified young man hopping around like a rabbit and others of the group tolling bells, or "dandelion" represented by a strutting dude and a roaring lion. There is no end of possibilities for histrionic ability.

An old-fashioned "sing" on the dimly lighted porch or by moonlight makes a perfect ending.

"Step up to my Salad Bar"
—Says JAMES MONTGOMERY FLAGG

Newest way to serve Wesson Salad Bowl praised by famed American artist.

"Want my tip on a new way to feed a crowd so everybody's happy? Try serving a Salad Bowl in Salad Bar style at your next Sunday evening supper.

"Nearly everybody has likes and dislikes about food and it's a lucky hostess who grasps this latest way to let everyone 'choose his own.'

"The main idea is to serve a simple salad of greens and then let your guests add their own extra ingredients. For instance—

FIRST Arrange on small plates and place around the Salad Bowl.

1 lb. cooked, marinated shrimp
½ lb. American cheese, cut in strips
2 hard-cooked eggs, finely chopped
Anchovies
1 cup shredded raw carrot
1 cup chopped celery
½ cup chopped green pepper
Tiny pickled onions
Stuffed green or ripe olives
Pimiento strips (optional)

THEN Mix in Salad Bowl.

1 teaspoon salt
½ teaspoon pepper
½ teaspoon dry mustard
Garlic (optional)
¾ cup WESSON OIL
2 tablespoons tarragon vinegar
1 to 2 tablespoons cider vinegar

Fill the same salad bowl with chilled lettuce and crisp watercress broken in mouth-size pieces. Then toss thoroughly before serving. This makes enough salad and dressing for 6 people.

NOW Each guest helps himself or is served a portion of the salad greens; then he selects any of the other ingredients he chooses from the side dishes and sprinkles them over the greens. He then mixes or 'tosses' all together to get the benefit of the dressing. He may add more dressing if he chooses."

Wesson Oil is America's favorite for salads, for waffles, for delicious vegetable cookery and for crisp, digestible fried foods. Get Wesson Oil and the other essentials for this new idea in salads at your grocer's.

Send for FREE Booklet—"The Wesson Salad Bar"
WESSON OIL & SNOWDRIFT PEOPLE, DEPT. J
210 Baronne Street, New Orleans, La.

Gentlemen:
Please send me free your new booklet "The Wesson Salad Bar"—all about the smart, new way to serve the Wesson Salad Bowl.

NAME _____
ADDRESS _____
CITY _____ STATE _____

That terrible cake spoiled the effect of my whole dinner!

IT WAS a "special occasion"—Sue had worked all day to make every detail of her dinner perfect. No wonder she was broken-hearted over her cake failure!

If only she had known the importance of the right baking powder. She would have understood why so many expert cooks rely on Royal for dependable results *every time.*

You see, Royal, made with Cream of Tartar, has a *special* "steady action" that is different from most baking powders. Royal begins its work the *moment* it is stirred in the batter. Thus the expansion of the batter is *continuous* and *even.* That is why Royal cakes are fine-grained... light... fluffy. Why they keep their delicious moistness and flavor longer.

Many ordinary baking powders seem to have an *explosive, uneven action.* A greater part of the expansion is delayed until the cake is in the oven. Rising is often over-rapid. It may blow the batter full of large holes. Then the cake will be coarse... dry... crumbly.

See these actual photographs of cake, magnified, and the different results:

STEADY BAKING POWDER ACTION



UNEVEN BAKING POWDER ACTION

A Penny a Cake—that's about all it costs to use Royal—and you protect ingredients costing 30 to 40 times that much. Pure Cream of Tartar makes Royal cost more per can—but the difference *per baking* between Royal and ordinary baking powders is only a *fraction of a cent!*

Remember, Royal is the *only* nationally distributed baking powder made with wholesome Cream of Tartar—a product of fresh, luscious grapes. Cream of Tartar leaves no bitter "baking powder taste." So ask your grocer for ROYAL. Use it whenever you bake. You'll agree it's well worth the difference in price.

ROYAL COOK BOOK FREE

If you bake at home, you should have a copy of the Royal Cook Book which tells you how to make delicious cakes, biscuits, muffins, pies, puddings and main dishes. Send your name and address to Royal Baking Powder, 691 Washington St., New York City. Dept. 99.

©1940, Standard Brands Inc.

Solved: one problem kitchen

[*Continued from page 44*]

walls, ceiling, and woodwork all cried for paint, new curtains were needed, and the furniture was a hopeless collection of odds and ends—a round table, three chairs, a high stool, a small worktable, and a sewing machine which *had* to be there, willy-nilly. We decided these things were in the liability list, and we'd simply have to do something radical about them right away.

But the linoleum was in excellent condition and a nice color, with alternate squares of blue and marbled gray; there was a tall metal cabinet on either side of one of the two windows; and we had a new table-topped gas stove in ivory and apple-green.

The gas stove had seemed to be the keynote for a winter arrangement of red and white curtains and green furniture with a summer change to green and white curtains. But this had failed to take into consideration the blue willow china. The man of the house had a boyhood memory of blue willow ware, a genuine affection for it that would not be denied, and one day, seeing a bargain, he bought a breakfast set with the familiar scenes of "Apple trees with apples on, golden fences all along." Now we wanted to build a decorative scheme around that set of dishes and still include the gas stove.

First, the shelf over the stove and every piece of furniture in the room (including the sewing machine) was given a coat of brilliant, deep blue enamel. That last piece was considered revolutionary —"A *blue* sewing machine!"—but it turned an ugly necessity into an attractive asset, for its flat top made an extra worktable and the metal wastebasket, bright blue like the rest, was tucked away on the treadle.

It's amazing how a can of bright enamel can pull an ill-assorted group of miscellaneous furniture into a harmonious set of belongings. With the renovated furniture before us, we started on the painting. The ceiling and woodwork received a coat of gloss ivory. The tall metal cabinets were enameled in ivory to match the stove. The walls were done in a clear yellow gloss paint, and the doors and window frames were enameled apple-green, a move we made somewhat gingerly. It turned out, however, to be the trick that made the whole thing click. Later an apple-green electric clock at one side above the table and a green-framed mirror at the other side echoed this green, and it recurred in oilcloth tablecovers.

Burnett's pure VANILLA



Try Burnett's in cakes, desserts, frostings, candies — and you'll know why it is the single pure vanilla popular in all 48 states.

For SCHOOL - HOME - TRAVEL

CASH'S NAMES

PROTECT - IDENTIFY - SAVE LOSSES

MARK your things with Cash's *Interwoven* Names and they'll always be *yours.* An extra dozen now FREE with every order. At most dept. stores or write us. Ask also about Cash's Pair Numbers, Sheet Markers, Woven Belts and Trimmings.

TRIAL OFFER: *Send us 15c for 1 doz. of your first name and sample of NO-SO for attaching without sewing.*

CASH'S 189 Chestnut St., So. Norwalk, Conn., or 6223 So. Gramercy Pl., Los Angeles, Cal., or 30 Gray St., Belleville, Ont.

CASH'S NAMES	3 doz. 9	$1.50 2.50	6 doz. 12	$2. 3.	NO-SO Cement	25¢ a tube

MEAT BALLS made the Colman's way are a hit with the menfolks

1 pound hamburg; 2 tbsps. chopped onion; ½ cup corn meal; 1 tsp. French's Chileo Powder; 1½ tsps. Colman's (dry) Mustard; 1 tsp. salt; ½ cup milk; 1 egg, slightly beaten; 2 tbsps. chopped green pepper; ⅛ tsp. French's Pepper. Form into balls, roll with bread crumbs, fry in butter, serve with tomato sauce. Serves 6.

FREE RECIPE BOOKLET

—Atlantis Sales Corp., Sole Distributor, 3366 Mustard St., Rochester, N.Y. Please send me 12 new Colman's recipes.

Name_____

Address_____

All the flat surfaces were covered with mats of good, dull-finished, non-cracking oilcloth, white with bright yellow morning glories, cross-barred in apple-green, and bound with apple-green bias tape. There was a mat on the sewing machine, and the circular cover on the table top left a blue border of wood showing an inch or two all around. All these mats were fastened down with a double tape that held them firmly in place.

The small worktable by the window had a mat on the top and another on the shelf beneath, where a half dozen cook books stood in a small folding book rack. Each cook book had a slip-cover of oilcloth bound in bias tape in a contrasting color.

The lower half of each window was covered with ivory net sash curtains which screened the room without loss of light, and side curtains of blue and white checked oilcloth, bound in blue bias tape, and tied back, framed the whole window. A very good grade of oilcloth, a dull-finished, non-cracking kind, was used throughout, but by careful advance planning with wrapping paper patterns, the maximum result was achieved with a minimum of material and the curtains will last a long time and never lose their freshness.

THE rack of gay cook books showed, once we had put it in place, that what the room needed most was accents to pull it together. An amber glass liqueur bottle, used for vinegar, was put on top of one tall cabinet, with an apple-green tray standing behind it. On the other cabinet stood a vacuum jug painted bright blue, with its blue tray behind it, a foil for the shining silver stopper.

Behind the sink and over the drainboard we decided to have a panel simulating old Dutch tiles, with original designs inspired by those in an authentic Dutch Colonial mansion. Our tiles, however, were to be painted on the wall. The designs were made to fill the space, the background was done in ivory in a flat dull finish. Then how were we to keep the design from running?

After much thought and agony we bought a fifteen-cent jar of poster color, mixed it with water, and it worked perfectly. The paint went on beautifully, stayed put, and a coat of good spar varnish gave it a hard, glossy, water-resistant surface. The under side of the sink, the pipes, and wall below the sink and behind the radiator were painted the deep blue of the furniture. An old blue and white tablecloth, cut into dish towels, hung over the sink and carried the blue note up against the yellow wall.

But the stove became, decoratively, the heart of the kitchen, just as it is in its utilitarian sense.

The Difference is..

SETH THOMAS ELECTRICS HAVE A FAMILY TREE



THE modern flair of Seth Thomas Electric Clocks flatters *your* handsome home. Their quality flatters your judgment—you've chosen fine time-tellers with a grand old famous name. This new Seth Thomas *Echo*, a self-starting electric alarm clock in a rich walnut and mahogany case, is $5.95 with plain dial—$6.95 with luminous numerals.

▶ "If you want a finer electric clock, you'll get a Seth Thomas." Send for *free booklet* showing the new Seth Thomas Clocks—from $4.95 to $250.00. Seth Thomas Clocks, Dept. AH-9, Thomaston, Conn. Div. of General Time Instruments Corp.

SETH THOMAS *Clocks*

KEY-WOUND AND SELF-STARTING ELECTRIC



The Nicest Nutmeats You Ever Ate or Served

The American filbert, as grown in the Pacific Northwest, is regarded by many connoisseurs as the most delicious nut grown. The growers call the choicest of these filberts "Ambernuts". The selected, shelled nutmeats are toasted by a slow process that brings out the flavor; then salted and packed in air-tight tins that keep them always fresh and crisp. Delicious hors d'oeuvres. Ready to serve. If not at your own food store use coupon. Try several tins or a case. You'll want more.



NORTH PACIFIC NUT GROWERS CO-OP. Dundee, Oregon.

Please send me an introductory order of Ambernuts, postpaid, as indicated below. I enclose check to cover.

☐ 2 (8 oz. tins) $1.25
☐ 5 (8 oz. tins) 3.00
☐ 24 (8 oz. tins) 12.95

*Name*_____

*Address*_____

Behind it and beneath the blue shelf, blue and white tiles are painted in an inverted triangle. Lack of artistic training need not keep anyone from making similar tile decorations. Magazines are filled with designs from which some simple motif can be adapted. Once drawn on the wall with care, the brush strokes may be as bold and free as possible, since the design should look what it is, an original effort, not a stencil. It is fun to sign these decorations with the date and one's initials.

The tea and coffee canisters and salt box got a coat of bright yellow paint, and their covers, bright blue. Glass jars with blue tops hold cereal, a shallow wooden box painted blue is filled with the brightly labeled paprika and spice boxes left as they came from the store, their varied colorings making a lively bouquet. Behind all these is a row of blue willow ware plates and small red and yellow Spanish platters.

A small, one-fold screen stands at the end of the sink, hiding the radiator. This has a blue frame and is covered with blue and white checked oilcloth.

And of course the willow ware is there in all its glory. It should be, for the room was built around it. It stands proudly on the table, with contrast from a yellow cream pitcher, yellow sugar bowl, and yellow salt and pepper shakers. And on those occasions when the man of the house cooks he wears a bright blue percale butcher's apron bound in white and bearing the word "Chef" across it in white bias tape.

The problem child is no more. Luncheon guests always say "Oh, please—let's eat in the kitchen. It's such a cheerful place."

Of interest to decorators

THE A. M. Sachs Interior Decoration Competition, open to professional decorators in the U. S., has attracted wide attention. A $5,000 trust fund has been established by Mr. Sachs, well-known world-traveler and connoisseur of decorative arts, to see the competition through annually for a ten-year period. Contestants enter either a photograph or a drawing or a written description of a wall grouping or corner treatment in a living-room designed by them in any period. The grouping may be designed especially for the competition or may be part of a room created by the decorator for a client in the past. Entry blanks may be obtained by applying in person or by mail to the A. M. Sachs Interior Decoration Competition, at 44 East 53rd Street, New York City. Closing date: September 2, 1940.

Sunbeam

MIXMASTER



Mixmaster cakes have that EXTRA appetizing quality because they are mixed at the correct speed—and that speed never varies even though the batter thickens-up or thins-out. *Uniform, even mixing.* And all the batter goes *into* and *through* the beaters. Mixmaster's automatic, governor-controlled speeds give you this great key advantage. There's only ONE Mixmaster.

By actual tests* Mixmaster cakes are as much as 15% higher and lighter, and you can SEE the finer texture. Hand-mixed cakes lack the benefit of Mixmaster's greater aeration and *even* mixing with automatic speeds.

*Better Home Making Inst. Inc., Chicago.

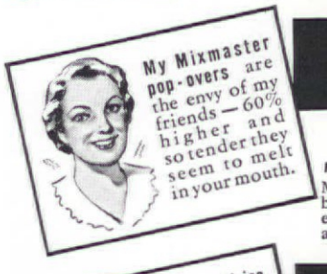

MIXMASTER POP-OVERS HAND-MIXED POP-OVERS

Mixmaster beats more air into ingredients with its big, easy-to-clean Full-Mix beaters. Not only makes every recipe doubly-delicious—but takes the tiring arm-work out of cooking, baking, getting meals.

MIXMASTER JUICED HAND-JUICED

Yes—you get MORE juice and you get it without laborious hand squeezing. The easiest of all juicers to use and to clean. See Mixmaster. Put it to work in your kitchen. On sale wherever good electric appliances are sold.

Mixmaster, complete with juicer, $23.75 (West of Denver, $24.50)

Made and guaranteed by CHICAGO FLEXIBLE SHAFT COMPANY, 5607 Roosevelt Rd., Chicago, Ill. Canada Factory: 321 Weston Rd., So., Toronto. 52 Years Making Quality Products.

Famous for *Sunbeam* TOASTER, IRONMASTER, COFFEEMASTER, SHAVEMASTER, etc.

Save UP TO 1/2 and Get Beautiful RUGS

Free—

Write for New CATALOG in COLORS and Home Decorating Guide

—Shows all the lovely, up-to-date colors and patterns; 26 model rooms; new color schemes and furniture groupings—and tells how you, too, may have heavier, fuller-bodied, more luxurious Olson rugs like these at sensational savings.

CHOICE of 66 EARLY AMERICAN, ORIENTAL and MODERN Designs
SOLID COLORS
TWEED BLENDS

—By Sending Us Your OLD RUGS, CLOTHING

The big increase in wool prices makes them more valuable than ever. Don't worry about their condition or colors. By the Olson Process we shred, sterilize, sort, merge and reclaim the seasoned wools in materials of all kinds—bleach, spin, dye and weave into modern

REVERSIBLE BROADLOOM RUGS

It's All So Easy—your materials are picked up at your door by Express or Freight at our expense and *A Week Later* you can have rich, deep textured new rugs on your floors.

Rugs Woven Any Size—up to 16 feet seamless by any length—sizes you can't get elsewhere. ***You Risk Nothing by a Trial!*** We Guarantee to satisfy or pay for your materials. Our 66th year. *We have no agents.*

OLSON FACTORY-TO-YOU

Mail Coupon or a 1c Postal →

TEAR OUT—MAIL TODAY!

to OLSON RUG CO., Dep't. K-4
2800 N. Crawford Avenue, Chicago, Ill.
CHICAGO NEW YORK SAN FRANCISCO

Gentlemen: Yes, mail the big, New OLSON RUG CATALOG in colors, FREE to:

*Name*_____

*Address*_____

*Town*_____ *State*_____

COPYRIGHT 1940 O R. CO.

for new or old houses —

Asbestos cement side-wall shingles which need no painting. Oil, soot can be washed off their glazed surface. Wavy line shingles in gray, brown, white, simulate wood shake textures. White clapboard butt type is smooth. Fireproof, permanent, 27" wide

U. S. Gypsum Co.



1

Montague Co.

P. & F. Corbin



2

EASILY installed tubular locks and latches. Except for latch front recess, only two intersecting holes are needed to install most units, one through the side of the door, the other through the front for the latch. Paper templates included to show exact installation. Four different sets in rustless metal. Shown: 1. Night latch operated by key outside, turn knob inside. Inside stop holds bolt. 2. Bedroom, bathroom set with button which locks both knobs. Emergency device unlocks it outside. Right: folding ladder for household use in event of fire. 16" wide with sturdy rungs 14" apart. Can't slip or buckle.

Overhead garage door which is as easily handled as it is installed. A child can pull it down readily and only a hammer and one hour are needed to put it in place. Made of resin plywood



Strand Building Products Co.

Saint Paul Corrugating Co.

Sheet of corrugated steel for cellar window areaways. Single sheet made with prepunched nail holes for easy anchoring to wall. Rolled top edge adds strength to this neat ready-made device for letting light in cellar windows, keeping out water and dirt, raising foundation lines

How to get the luxury comfort of the New, Deeper Beautyrest . . . for only a penny a night!

A page full of truths about mattress-buying

1. "Looks" don't make comfort.

Every mattress looks nice and cozy when it's new. But don't judge a mattress on looks.

For comfort depends on the "insides" of a mattress—*and nothing else*. The New, Deeper Beautyrest has a special kind of mattress construction.

It brings you supreme luxury comfort . . . so wonderfully restful, it thrills you just to lie there...every tired muscle relaxed . . . on the *deepest* Beautyrest Simmons ever made.

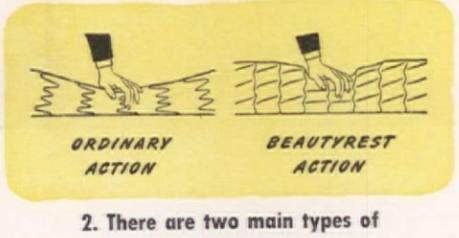

2. There are two main types of mattress construction.

In the ordinary mattress, the inner springs are *tied together by wire*. This means the springs *can't* act independently. As you press some down, others go down too—forming slopes and hollows.

In the radically different Beautyrest, each of the 837 springs yields *separately* to your hips, shoulders, legs.

Result: you get *buoyant* support instead of "sag" support. You get supreme comfort no other mattress gives. *We know*. We make both types: the luxurious Beautyrest and the "ordinary action" mattress.



3. How long should a mattress last?

You don't buy a mattress every day in the week. So you should be extra careful that your mattress keeps its original comfort.

Tests made at the United States Testing Co., Inc. (Certified Test No. 11760) proved that Beautyrest lasted *3 times longer* than any of 17 different makes of mattress tested.

So it's no empty promise when we guarantee Beautyrest for 10 years' service.

Based on the tests, however, you can figure on Beautyrest's outlasting the guarantee.

4. Will it keep its shape?

Some mattresses look "down-at-the-heels" after a few years' use. Edges sag and buckle. The mattress never makes up "nice." Beautyrest has a patented sag-proof edge that keeps the sides firm and resilient *always!* (Because Beautyrest doesn't "lump up," you need turn it far less. After the first few months, 4 or 5 turnings a year are plenty.)

5. Some mattresses ventilate—some don't.

Make sure the mattress you buy has *genuine* ventilators—not false ones. If you don't, your mattress may get musty and stale-smelling inside. Beautyrest has 8 ventilators that *really ventilate*. They bring in fresh air, and circulate it through the entire mattress. So Beautyrest stays clean, dry, and sanitary.

6. How much should you pay for a mattress?

Yes, some mattresses have a "cheaper" price tag than the New Beautyrest. But if Beautyrest can outlast other mattresses in tests, isn't it likely to be the most economical mattress to buy?

Beautyrest sells for $39.50 (easy payment terms can be arranged). Based on our 10-year guarantee, the price comes down to a penny a night! A penny a night! *A penny a night!* See it today. And don't accept anything supposed to be as good. For no other mattress can give you all the advantages of Beautyrest.

Beautyrest Box Spring, for use with Beautyrest Mattress, $39.50. Or get the Ace Coil Spring, $19.75.

What would you do first in planning a striking hall like this?

Forget, for a moment, about that bull's-eye mirror you saw in a shop window! Begin, as professional decorators do, with your color scheme! "The very first thing," they tell us, "is the selection of your *floor colors.* Floors have taken on new importance," they reveal, "since Nairn changed linoleum from a sober, conservative material into a mine of rich-hued patterns and modern designs!" . . . If you use fabric rugs, give them a colorful setting of Nairn Linoleum. If you want uncovered floors in modern style, select inset designs or borders in the accent hues of your color scheme. That's the way America's loveliest rooms are planned today! Your Nairn dealer will help you. Consult him first of all!

IMPORTANT NEWS! There's a big improvement in linoleum—the factory-applied adhesive back, exclusive with Nairn! This insures an extra-strong installation at *no* extra cost, because it's laid direct to the underfloor. A Nairn Adhesive Linoleum Floor remains satin-smooth, easy-to-clean and rich in beauty all its long life! (Just use Nairn Self-Polishing Wax now and then, to keep it shining!)

Nairn Adhesive Linoleum is the architect's choice for America's fine homes today. *Make it your choice, too!*

DECORATING BOOK TO HELP YOU! There's a wealth of room photographs in color and useful decorating information in our fascinating new book, *"Where Do Lovely Rooms Begin?"* Just send 10¢ today to Box 57. CONGOLEUM-NAIRN INC., KEARNY, NEW JERSEY.

A HAPPY MARRIAGE OF A MODERN FLOOR TO A PERIOD ROOM! Set right in the linoleum, a design of rosettes and outline panels cleverly links the Nairn Floor to the Federal style of the furnishings. In winter, it makes an effective setting for the hall rug. In summer, when the rug is up, it gives a fine decorative finish to the cool, uncovered floor! The design is made from the array of ready-cut insets, feature strips and borders that Nairn provides for Personal-ized* effects at *low cost.* (Floor and stair treads, Nairn Linoleum, "Pacific Blue," 1114; above wainscot, Nairn Wall Linoleum "Moonstone," 7996.)

*Reg. U. S. Pat. Off.

NAIRN LINOLEUM

NAIRN ADHESIVE SEALEX LINOLEUM

REG. U. S. PAT. OFF.

FIRST CHOICE IN FLOORS FOR TODAY'S LOVELIEST ROOMS

Ivanhoe Farms



Home of Dr. and Mrs. I. F. Weidlein

IN THE open country outside of Cleveland is a stone house which its owners, Dr. and Mrs. I. F. Weidlein, built for a week-end and summer home. Complete with a caretaker's house, and barns and stables to house the prize livestock and horses, it is one of those picturesque small country estates which represent an ideal for an increasing number of Americans.

While the house is not particularly large, it rambles over a considerable amount of ground, to take full advantage of every bit of sun and air and of all the views, which are an essential part of living if one is to reap all the benefits of life in the country.

Colonial in architectural style, with numerous traditional details like the second story overhang, the dormers, and the picket fence enclosed terrace, at the same time it incorporates in its planning some of the most up-to-date and modern ideas in its arrangement of rooms. The kitchen, for instance, is on the front of the house, at the right of the entrance way, thus leaving the garden side for a small enclosed porch, a larger open porch, and the dining room. One of the most interesting treatments is that accorded the living room, attached to the main bulk of the house at an angle and making a diagonal wing at one end, balanced at the other by a three-car garage. The living room wing, shown in the photograph at the top of the page, is of generous proportions, 15′ 2″ x 22′ 3″, with a fireplace at one end and exposure on both long sides. From one side there is an entrance direct from the rock garden, on the other a large bay window with a wonderful view. This is shown in the lower photograph.

On the second floor, the space over the large living room is occupied by the master bedroom with its bath, wardrobe closet with built-in

"Bon Ami has saved me a lot of hard work!"

TALK to your friends who use Bon Ami regularly. They'll tell you an interesting fact. Bon Ami not only cleans fast—but makes bathtubs and sinks *easy to keep clean.*

And there's a very good reason for this: Bon Ami contains no harsh, gritty substances. It doesn't cause scratches that catch and hold dirt. Instead, it leaves porcelain smooth and *really polished*, actually makes it easier to clean the next time.

Ask your grocer to show you the large De Luxe package—smartly designed in black and gold to decorate the modern bathroom.

"I'd be silly to risk scratching this $100 tub!"

Women who own their own homes know that bathroom and kitchen fixtures cost real money.

They refuse to take chances with coarse, gritty cleansers that gradually dull the beauty of this expensive household equipment.

Instead they use Bon Ami. It's quick and thorough yet *safe for all* your household cleaning—and so gentle it doesn't redden or roughen your hands.

Bon Ami
keeps things easy to clean

Have Summer Comfort in Zero Weather

Mrs. Traugott Rohner, Evanston, Ill., wife of a Northwestern University faculty member, and their daughter. Reports Mr. Rohner: "We wanted automatic heating, but my investigations showed that the cost of other fuels would be too high. Iron Fireman, however, seemed to be a reasonable proposition; and we have found it actually has *reduced* our fuel costs. It's convenient, too—Mrs. Rohner never has to go near the boiler."

with IRON FIREMAN
self-firing, self-regulating coal heating in your home

Next winter set the thermostat for summer comfort . . . Iron Fireman will keep the temperature where you want it, day and night, regardless of the weather! Iron Fireman will tend your fire 24 hours a day—requiring only a few minutes' attention just once daily. Iron Fireman will give you 30 minutes' extra sleep each morning—there are no fires to build, no grates to shake, no drafts to adjust. Iron Fireman works; *you relax.*

Now! An Iron Fireman for Small Homes; Lowest Price Ever Offered

Greatest home-heating news of the year is the introduction of the new Iron Fireman for small homes. Now there is an Iron Fireman for *any* size house. See the new Iron Fireman models; check the 75 points of superiority; ask the Iron Fireman owners in your own neighborhood about their improved heating.

NOW LOW AS
$179.50
complete with controls; plus freight and installation. . . Terms as low as $5.93 a month with small down payment. . . Slightly higher in Canada.

The new Iron Fireman for small homes . . . with exclusive control instruments; self-cleaning "carburetor"; cold-drawn steel conveyor (not a casting); drop-forged transmission gears, heat-treated for hardness; quiet fan; capacitor-type motor.

★

There is a type and size of Iron Fireman for every firing job—from the smallest cottage to large steam plants. In every field—*in homes, apartment houses, commercial buildings, factories, etc.*—Iron Fireman leads in number of installations and performance.



Left: Iron Fireman Unit Heatmaker, the modern room-furnace with built-in stoker, humidifier, and air circulating system. *Right:* Iron Fireman self-firing winter airconditioner. Feeds coal from bin.



The HEART of Home Comfort is the Iron Fireman Self-Regulating COAL Fire . . . a different and better fire than can be made from any other fuel in any other way. Firebed of live coals is under constant thermostatic control. Fire never goes out; no "pop-on, pop-off"; always a steady flow of mellow warmth that is the very *heart* of *comfort.*

IRON FIREMAN
AUTOMATIC COAL HEATING

THE IRON FIREMAN

Iron Fireman Mfg. Co., Portland, Oregon; Cleveland; Toronto.
Mail to 3326 W. 106th St., Cleveland, Ohio.
Send free copy, "Which Fuel, Which Burner."

*Name*_____

*Address*_____

Coupon may be pasted on 1c postal

equipment, and a second closet besides. There are three other bedrooms on this floor, and two other baths. Over the garage is the maid's room and bath, a storage section, and a good size cedar closet.

True to its Colonial architectural style, the interior is furnished and decorated in keeping with the Early American tradition. With the exception of upholstered furniture, all pieces are of fine old curly maple and cherry. The accessories, sympathetically collected, carry out the spirit of the house. It has all been kept simple and livable, with fabrics and colors suited to the country and the out-of-door existence the owners pursue when they are in residence.

Instead of overdraperies, there are white ruffled curtains in every room in the house. Those in the living room are of plain white chiffon organdy but elsewhere embroidered organdy in different patterns has been used. This unity of decorating plan is carried out also in floor coverings. All over the first floor sand colored carpet has been laid from wall to wall. In the bedrooms, different colors have been selected to carry out the color scheme of each individual room. They're all fresh and breezy, just exactly right for the pleasant country atmosphere. You can't help but wake up to a fine start in such rooms.

The master bedroom, combining periwinkle blue and amethyst, is carpeted from wall to wall with amethyst tufted carpeting. Wallpaper is periwinkle blue, with a Queen Anne's lace design. Amethyst and white are combined in the quilted chintz bedspread on the fine old canopy bed, while the canopy and valance are of white organdy. The amethyst and old rose tones are combined in the chintz covering the wing chair. The quaint little fireplace, a joy to have in a country bedroom, is faced with Dutch tiles in assorted colors. A close study of the photograph of this room, on this page, will reveal a peach branch on the mantel bookcase. This is the very branch that was used to determine the source of water and therefore the location of the well on the estate, and it has been kept in this place of honor as a memento by the owners.

The dining room, with its generous supply of windows, is shown in the smaller photograph. Deep blue and white are the colors used. A cornflower wallpaper gives the country atmosphere worked out everywhere, as does the sand colored carpet, mentioned above. Note that because it has been laid wall-to-wall, there is a spacious effect that might not have been obtained with any other treatment. One of the features of this room is a spiral plant "tree" of white iron, which is now completely covered with ivy. Thus there is a touch of green inside even on winter week-ends, when the outside world is completely covered with ice and a blanket of snow.

This Colonial house, built in 1937, is furnished in old curly maple and cherry that date many years before that. Even accessories carry out the simple Early American atmosphere

Ernest Graham, Photographer
Decorations by Miss Mildred Walter of Walter & Weidlein, Inc., Shaker Heights, Cleveland
George Howard Burrows, Architect

J-M Asbestos Roofing and Siding Shingles Give Lasting Beauty...

WON'T ROT OR BURN—REQUIRE NO PAINT TO PRESERVE THEM

...and look at the modern *miracle* performed on this old Colonial House

"THE HOME IDEA BOOK" tells how you, too, can transform your home—inside and out—gives latest ideas for adding charm, comfort and safety at low monthly cost.

By CRAWFORD HEATH

DID you ever stop to think how few of the things you buy for your house will really last without patching, repairs or painting? . . . NOT MANY!

But here's a house that's been completely transformed on the outside with modern, fireproof shingles—as lovely as textured wood and as lasting as stone. These roofing and siding shingles will never need painting to preserve them. The protection they afford will *really* last.

The entire background of this page is a photograph of Johns-Manville Asbestos Siding Shingles at about ⅓ scale. It shows you how science has taken nature's handiwork and virtually reproduced it in plastic form. On the house above, these shingles in white were used for the sidewalls. The roof, too, is protected with Asbestos Shingles of a similar type. They will never rot—never burn—and will reduce exterior maintenance expense to an absolute minimum.

Good News for Home Owners

That's the story of how this little Colonial house was modernized—a story with a happy ending that can be yours, too, by just sending for "The Home Idea Book." In this book, besides hundreds of other useful ideas, you will see how you can put J-M "lifetime" materials *right over* the old exterior of your house.

Many New Remodeling and New-Home Ideas

To know what's really going on in the building and remodeling world today, you must get the new 1940 "Home Idea Book." This stimulating book shows how you can make your home more comfortable the year round and save up to 30% in fuel by insulating with J-M Rock Wool Home Insulation. It suggests economical ideas on building extra rooms in attic and basement with smartly colored decorative panels of J-M Insulating Board. Tells how to end the cracked-ceiling problem, etc.

$35 per month (approximately), FHA plan, buys this attractive 5-room home. 25 years to pay.

Planning to Build?

Here's a better way! Houses like this (20 examples in "The Home Idea Book") can be bought as a "package" through the "one-stop" service of your J-M Dealer. As Housing Guild Headquarters, he brings you the combined services of local Architects, Builders, Realtors and Financing Agents. Look for the Guild Seal!

Also, 20 new Guildway houses and floor plans—latest facts about modern FHA financing for new construction and remodeling.

If you're planning to make repairs or improvements—or build a new house, send for *your* copy of the 1940 "Home Idea Book" today!

BEAUTIFUL ROOFS . . . J-M Asbestos Roof Shingles faithfully reproduce the charm of old weathered wood. They are fireproof; won't rot; have the permanence of stone. Johns-Manville asbestos products are backed by almost a century of leadership and satisfaction.

10¢ brings this valuable book



10¢ brings you the new 1940 "Home Idea Book." Fully illustrated; very latest ideas on color treatments; remodeling; 20 new Guildway Houses with Floor Plans; home-financing facts.

CLIP and MAIL COUPON TODAY!

JOHNS-MANVILLE, Dept. AH-9, 22 E. 40th Street, N. Y. C. (In Canada, address: Dept. NY, Canadian Johns-Manville, Toronto 6, Ont.)

Enclosed find 10 cents in coin for my copy of "The 1940 Home Idea Book."

I am interested in ☐ a J-M Asbestos Roof; ☐ J-M Asbestos Siding. I would also like special information on ☐ building a new house; ☐ remodeling; ☐ Home Insulation; ☐ Decorative Insulating Board.

Name_____

Street_____

City_____ County_____

State (or Province)_____

JOHNS-MANVILLE BUILDING MATERIALS

JOHNS-MANVILLE JM PRODUCTS

WHAT IS THE PAINTING SECRET of charming homes like this?

Why **do some homes look so attractive even though they haven't been painted for three or four years?**

Why **do others look shabby just a year after the painter gets through?**

The secret **lies in the paint the painter uses. For instance, Eagle Pure White Lead mixed in linseed oil gives homes**

1. **A lovely coat of beauty . . . that**
2. **Weathers superlatively well.**

This "pure pigment" paint creates an elastic film that doesn't crack or scale. And it looks well for many years because it wears down slowly and evenly.

Next time **you paint, employ a reliable contractor and specify Eagle Pure White Lead.**

NEW BOOKLET: Contains valuable information on painting, including tips on how often painting should be necessary. Write for free copy. The Eagle-Picher Lead Company, Dept. AM-9, Cincinnati, Ohio.

EAGLE WHITE LEAD

EAGLE EP PICHER

Made by the makers of Eagle Insulation for Homes—thick, fireproof mineral wool.

Glass block panel to replace window

[*Illustrated on page 24*]

In a stair landing, or any other place where some light is advisable, ventilation unnecessary, and the view undesirable, a glass block panel may be substituted for existing window sash. Glass blocks are manufactured in a variety of sizes and a unit should be chosen which most nearly combines in a panel, to fit the existing sash opening with a minimum of clearance. The difference in size between the glass block panel and the sash opening is taken up in the wood trim at the point marked "varies" shown on the detail drawing on page 24.

Remove the existing double-hung sash, cords, weights, and pulleys. Determine the over-all size of the glass block panel and construct a wooden frame as shown, allowing ¾" for cork board and cement joint at the head and at both sides. Paint the existing sill with asphalt emulsion or asphalt paint, fasten the frame in place against any necessary blocking at the head and jambs, and block up on the sill within ½" of the bottom of the glass panel.

The glass blocks should be laid in a mortar mixed in the proportions of 1 part Portland cement and 1 part lime, to 4 to 6 parts sand. Use as stiff a mix as will permit good working. Completely fill all joints with mortar. Do not furrow bed joints. Rake joints while mortar is still plastic to expose corners of the blocks as sharp, clean lines, and tool the joints immediately to a slightly concave and smooth section.

Before constructing panel apply ½" cork board expansion joint material at the head and jambs as shown, as well as 20 lb. asphalt asbestos felt on the sill blocking.

Galvanized wall ties, obtainable from dealers in glass blocks, should be installed in every horizontal course for the 11¾" blocks, every third course for the 7¾" blocks, and every fourth course for the 5¾" blocks. Do not anchor the ties to any part of the wood construction.

On the exterior, trim the panel as shown to cover all necessary blocking and to lap the glass panel 1" at the head and jambs. Apply the drip cap and the wood strip below, at the sill.

On the interior apply a similar cover strip of plywood, hard board, or other material and fill the space between the glass panel and wood trim with tightly packed oakum and a mastic calking.

Mastic calking at the drip cap on the exterior and copper flashing on the existing sill, as shown, will make for good waterproofing.

Are you keeping up with your growing home ?

Do you keep a household inventory —an accurate record of everything you buy for your home? You should. Homes grow fast. And your inventory keeps you up to date with your home's increasing value. It helps you determine what insurance you should have. It saves time, trouble, and often money when making claims for fire or burglary losses.

A Valuable Book for Your Home . . .

Get a free copy of the handy Employers' Group Household Inventory. Contains plenty of pages—enough room to record everything you own. Has a complete section for listing your present insurance. And gives full instructions. Send coupon.

The EMPLOYERS' GROUP

Practically every form of insurance except life

110 Milk St., Boston, Mass.

Gentlemen: Send me, without obligation, your free "Household Inventory."

Name.....

Address.....

.....

For the display of plants glassware ¼" plate glass shel may be located as desired. F metal bars, 3/16" x ½", should installed in the joints as sho as the panel is constructed to s port these shelves.

Pick yourself a date

[*Continued from page 35*]

inexpensively; we could short the list; or we could relinquish t idea of an annual party. And t people won out!

We decided to use every bit space—the garden, the living a dining rooms, and the game ro in the cellar. Our solution, we c cided, was to keep the guests the move and to give them po able refreshments. None of t business of trying to balance teacup in one hand.

And that's why we called o party a "Cook's Tour." Like good travel bureau, we would all the work and the guests wou just follow directions. We'd gi them a surprise all the way a not use any dishes or silver. We have a party that we could enjo too. So, with a determined gli in our eyes, we made our plans

A Sunday so early in Septemb was very warm. The sun staye up a long time after seven o'cloc There were marigolds, petunia lavender and gold cosmos still bloom. And just a hint of yello in the foliage.

In the summer we sat in ou garden so much that friends we in the habit of going around th driveway instead of coming int the house. We decided that Joh should stay in the living room t greet them, and I in the garde At the front door we put up sign: "Ticket Office. Enter Here. It would amuse the guests whe they came in, we hoped, and s just the right note for the party

As guidebooks and tickets, w had drawn maps of the house an garden on heavy paper tray much like an architect's hous plan of the lower floor on a plo of ground. John met our guests i the living room, introducing th few people who did not alread know one another. Then he gav each a tray, explaining that it wa a ticket for a trip to Maine. Th various stops were marked an numbered. The living room wa the ticket office; the dining room Bar Harbor; the terrace, th Maine Coast; and the game room Mt. Desert Island.

Over the dining room door w had tacked the sign, "Bar Har bor." On the dining room tabl was a decanter of dry sherry, large pitcher of chilled tomat juice, and huge bowls of potat chips. By way of inaugurating

[*Please turn to page 81*]

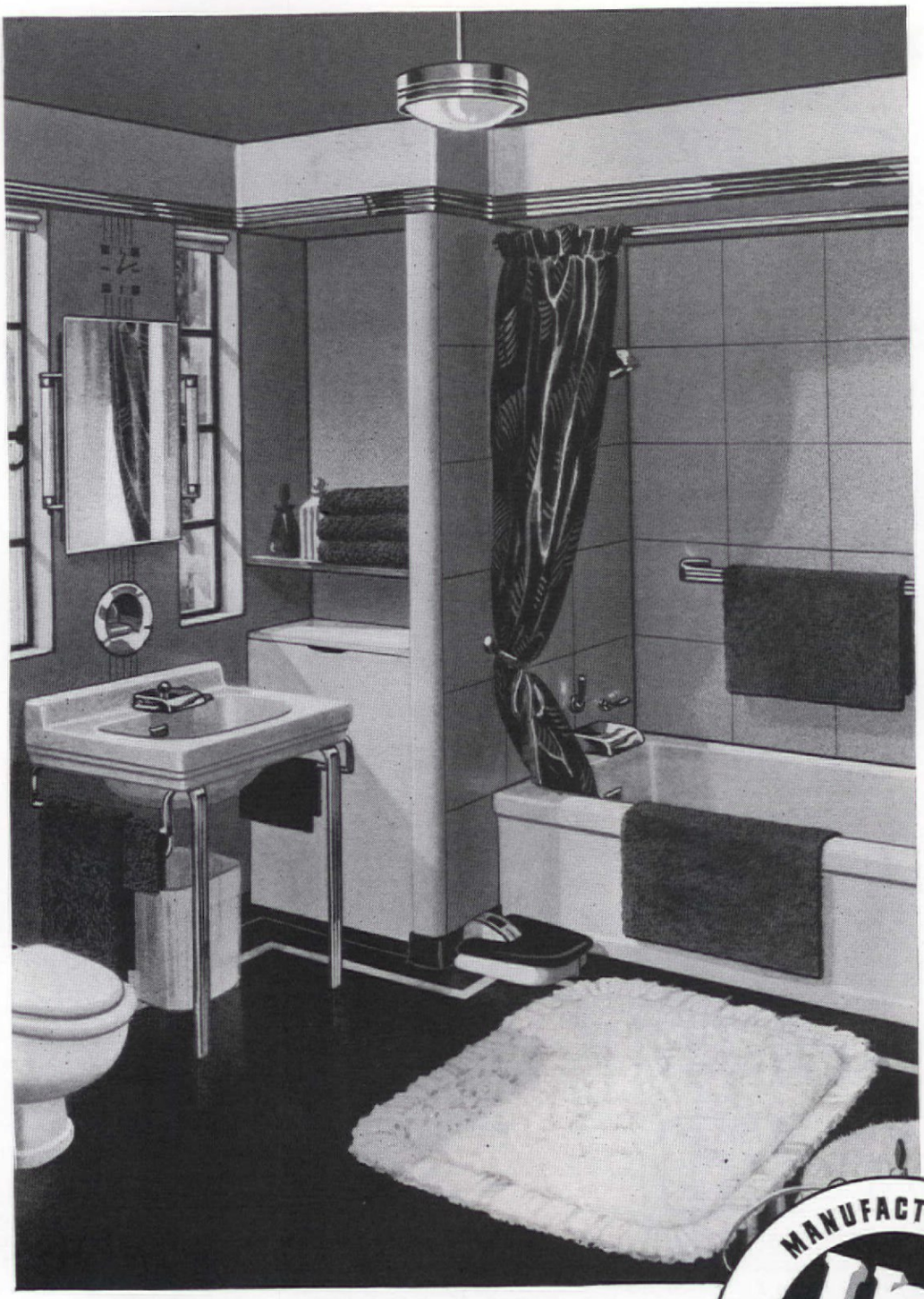

A roomful of New Ideas *for your home*

LOOK closely at this bathroom and you'll see something new and different. Notice the smooth, lustrous walls, the large easy-to-clean panels. They are the latest development for modern homes—porcelain enamel walls.

Whether you want a bathroom brilliant with gay color, or gleaming with Spartan whiteness, you want one that's simple to care for . . . a joy to live with. The answer is porcelain enamel. Beautifully finished panels that can be placed on new walls or old. Economical, easily applied, water-tight. Colors stay flower-fresh for years. A damp cloth will keep them ever gleaming.

But the wall panels aren't the only distinctive thing steel has given to this 1940 bathroom. The gleaming bathtub and lavatory, the spotless medicine cabinet, the steel windows, the stainless steel trim . . . all help to bring new life and beauty to the room.

When you're choosing the shining materials and fixtures for your new bathroom — look for the U·S·S Label. Whenever you find it you'll know that the manufacturer is justifiably proud of the metal used—that he's been as particular about the parts you can't see, as the surfaces that first attract your attention with their glowing finish, their lovely colors, their permanence and ease of cleaning.

NEW FREE BROCHURE, "Steel for Modern Living," is just off the press. Beautifully illustrated in color showing new uses for steel in bathrooms, kitchens, playroom, laundry and other parts of the home. Get a copy by writing to the Carnegie-Illinois Steel Corporation, P. O. Box 176, Pittsburgh, Pa.

CARNEGIE-ILLINOIS STEEL CORPORATION, *Pittsburgh and Chicago*
COLUMBIA STEEL COMPANY, *San Francisco*
TENNESSEE COAL, IRON & RAILROAD COMPANY, *Birmingham*
Scully Steel Products Company, Chicago, *Warehouse Distributors*
United States Steel Export Company, New York

MANUFACTURED FROM USS STEELS — UNITED STATES STEEL SUBSIDIARIES

BE A BETTER BUYER. Look for this U·S·S Seal when buying products for the home made of steel. It shows that the metal beneath the surface is highest quality.

STEEL FOR CLEANER, BRIGHTER HOMES

***No rusty water** will be caused by this new-type hot water heater — it's porcelain enamel on U·S·S Vitrenamel Steel, inside and out.*

***Easy to clean kitchens.** Almost everything you see here—cabinets, sink, range, refrigerator—can be had in porcelain enamel.*

***Protected against rust**—Furnaces, ducts, cabinets made of U·S·S Galvanized Copper Steel have double rust-resistance.*

***Steel Clothes closets** — a new idea. Easy to clean, never need refinishing. Have a place for everything. Mice can't get through them.*

UNITED STATES STEEL

This Better Way to Build Gives You *More House For Your Money!*

Advanced Building Method Includes VITAL SIDEWALL INSULATION in Addition to Roof or Ceiling Protection WITHOUT COSTLY EXTRAS!

TODAY'S home builders know that a house *without insulation* is a bad investment. They have found that a *partially* insulated home is little better. So they are avoiding the tragic mistake of paying for houses that are obsolete the day they are completed, by building *completely insulated* homes this proven, low-cost way.

The advanced principles of Celotex Safety Sealed Construction bring you the added year 'round comfort and winter fuel savings of *complete insulation* by simply using *modern, double-duty* materials to replace those you would have to buy anyway. Thus you get the plus protection of insulation in the sidewalls—*the biggest heat loss area in a home*—as well as insulation of roof or ceiling. And you get these vital advantages without paying for "extras."

In Celotex Safety Sealed Construction, Celotex Vapor-seal Sheathing replaces ordinary sheathing—*insulates and seals the walls as it builds.* Celotex Vapor-seal Lath is used to replace ordinary plaster base—insulates and vapor seals to assure snug comfort. *And the Celotex Insulation is guaranteed in writing for the life of the building!** This is the better way, the modern way, the safest way to build!

So before your building plans are finally set, see your Celotex dealer. Remember, the walls and ceilings of your home cannot be easily changed, *once they are built.* The time to make sure they are "right," is right *now*, and a few moments spent in learning about Celotex Safety Sealed Construction can prove invaluable. Without obligation your dealer will give you a copy of *"Build Better For Less Money With Celotex,"* a new book that will help you avoid mistakes that can result in an obsolete home. Ask him for it. Or send the coupon below to The Celotex Corporation, Chicago, Ill.

NO OTHER INSULATION GIVES ALL THESE ADVANTAGES. SO INSIST ON GETTING GENUINE CELOTEX

1 *Genuine Celotex Insulation Is Guaranteed in Writing for the Life of the Building.*

2 *The Insulating Effectiveness of Genuine Celotex Doesn't Change After Installation.*

3 *Only Celotex Is Protected Against Termites and Dry Rot with the Exclusive Patented Ferox Process.*

4 *With Celotex You Get the Amazing Strength of Long-Life, Long-Fibre Louisiana Cane.*

One of the important additional values you get with CELOTEX SAFETY SEALED CONSTRUCTION is the lasting beauty and plus protection of CELOTEX TRIPLE SEALED SHINGLES.

CELOTEX

REG. U. S. PAT. OFF.

GUARANTEED INSULATION

**This guarantee, when issued, applies only within Continental United States.*

CELOTEX SAFETY SEALED CONSTRUCTION

THE CELOTEX CORPORATION AH 9-40
919 N. Michigan Ave., Chicago, Illinois
Without obligation, please send me free complete information about Celotex Safety Sealed Construction. Also other information on
☐ New Building ☐ Remodeling ☐ Farm Buildings

Name.....

Address.....

City..... *County*..... *State*.....

The house that books built



Waters & Hamlin Studios

HELEN BELL GRADY

IF OWNING too many books is your problem, why not follow the example of Miss Anna Graeme Fraser of Oakland, California, who built a studio house to hold hers? It was a good idea, for she wanted just such a house anyway, and when the book situation became a burden, she decided it was high time to start building. Now her problem is solved and she can sit back and enjoy the attractive hominess of her book-lined walls.

Architect W. R. Yelland was a sympathetic and enthusiastic listener when Miss Fraser took her problem to him. She wanted a studio house with plenty of shelves, cupboards and nooks for books—and she demanded that it be easy to take care of. Miss Fraser, as principal of one of the largest junior high schools in Oakland, hasn't time to fuss with too much housekeeping. She insisted that her home be "different"; charm and colorful surroundings that would be pleasant to come home to at the end of a busy day were requisites. And there was one more stipulation. The house must be large

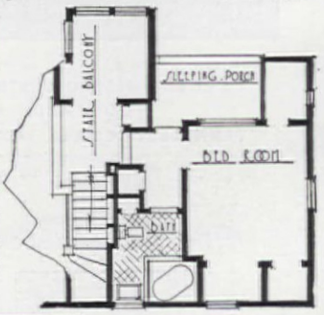

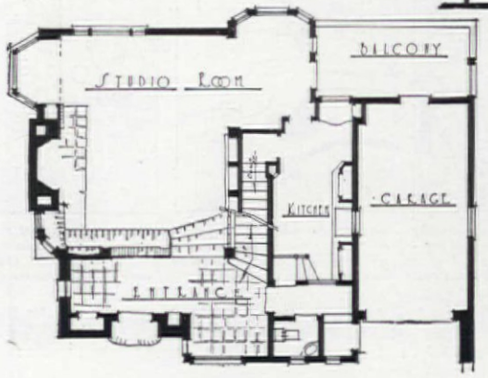

Home of Miss A. G. Fraser in Oakland, Cal.

W. R. YELLAND
Architect



Unique is the low brick wall separating the hall from the spacious book-lined living room

enough to entertain groups of twenty or thirty friends if she so desired and yet not so large that it would lack intimacy. All in all, a big order; yet the result is a house that meets adequately every requirement.

Designed to resemble a small English wayside cottage, Miss Fraser's home is built on a steep hillside lot in the heart of the city. However, a high brick wall on both sides of the front entrance terrace and most of the windows on the back of the house facing the view preclude any possibility of that "neighbors right next door" feeling. To insure further privacy and to create a pleasing color effect inside, the large studio window, which is a feature of the front of the house, is composed of panes of amethyst cathedral glass.

A weathered look was given to the exterior by the use of an acid stain on the shingles and the wood trim. The result is a blending of the warm tans of the stucco and wood with the soft reddish tones of the brick.

In order to create a feeling of space — another one of Miss Fraser's requirements—the entire first floor, with the exception of the kitchen and passageway leading off the main entrance hall to it, opens out as one large room. In fact, the entrance hall and dining alcove open off the large living room, but they are so arranged as to seem a part of it. The use of brick is continued inside the house and it makes possible an unusual and yet thoroughly satisfying color scheme in the living room where the soft pinkish-red brick tones are carried out in the wood ceiling and in the finish of the wood trim in the other parts of the room. It also makes possible the use of a plaid design in the stucco wall where the deeper tones of the



"HOUSE BEAUTIFUL" MAGAZINE HAS DESIGNED

A Charming Williamsburg Bedroom

FOR YOUR HOME

The Authentic Walls and Ceiling are Celotex Insulating Interior Finishes —*Their Cost* $57.50*

WHEN *House Beautiful Magazine* designed this Williamsburg Bedroom, the unmistakable colonial touch was carefully preserved. It is authentic, *but not expensive.* The furnishings and accessories are modern reproductions. The walls and ceiling are Celotex Insulating Interior Finishes—versatile, modern materials that build, insulate and decorate *all at one low cost.*

Celotex Insulating Interior Finishes will help you have a cozy bedroom like this for your very own. And when it's all finished, you can be sure of snug, cozy warmth with fuel savings in winter—freedom from excessive heat in summer. These extra advantages are actually *guaranteed in writing for the life of the building.*†

Celotex Insulating Interior Finishes can be *applied right over existing* wall and ceiling finishes, to bring new beauty and comfort to old rooms, or they can be used to create new rooms in waste attic space—thus helping to keep the *whole house* warmer in winter, cooler in summer. Or they can be used to make attractive basement *"Rumpus Rooms."*

Any decorative effect you wish, can be achieved with Celotex Interior Finishes. They come in a *variety* of colors and textures. And they can be applied at a cost so low, that you'll be thrilled and pleased.

If you are particularly interested in the Williamsburg Bedroom shown above, we'll send you the *"recipe"*—Free! We'll also send you an interesting book which includes many interior decorating suggestions. Simply mail the coupon!

**Cost of Celotex Interior Finishes used in room shown, size 14' x 17' 4". Labor, of course, is extra and will vary with job conditions and local labor costs.*

†*This guarantee, when issued, applies only within Continental United States*

CELOTEX

REG. U. S. PAT. OFF.

INTERIOR FINISHES

Guaranteed in Writing for the Life of the Building

THE CELOTEX CORPORATION, 919 North Michigan Ave., Chicago, Ill.

Please send me FREE the "Recipe" for the Williamsburg Bedroom planned by 'House Beautiful Magazine.' And your book on Celotex Insulating Interior Finishes.

I am interested in: ☐ Remodeling ☐ New Homes

Name.....

Address.....

City..... *State*.....

County..... AH 9-40

Living alone taught me thrift...

and a new Love Secret

I've found it's not only thrifty but wise to use Pepsodent Antiseptic. It gives 3 times the breath protection to safeguard personal charm because it lasts 3 times as long as ordinary mouth washes!

I'm a Bargain Hunter!

Now that I'm on my own, pennies count. So I've got to be careful to get my money's worth . . . and more! And I usually do!

Got a Man in Mind!

I'm keeping house for a purpose. My man's going to find I know how to be easy on his eyes, easy on his digestion, easy on his pocketbook.

and I've learned a new secret road to his Heart!

The enticement of a spring-fresh breath stirs romance. It assures the confidence so necessary in a critical close-up.

Keep your breath always fresh and sweet. It means so much to you . . . and to others. Spend just a few moments gargling morning and evening with Pepsodent Antiseptic and you'll be more sure about your charm . . . in even those critical close-ups.

Pepsodent Antiseptic curbs unpleasant breath effectively and is still antiseptic even when diluted with two parts of water. Thus it gives you 3 times as much safe breath protection as ordinary mouth washes, because it lasts 3 times as long! Get a bottle of Pepsodent Antiseptic today!

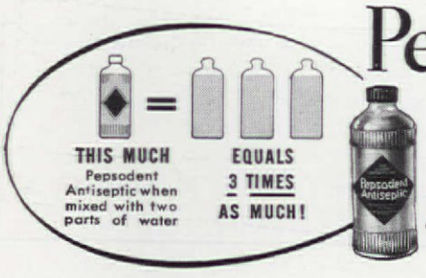

Pepsodent Antiseptic

Your "Breath Insurance"

pinkish-tan plaster are brushed on. A red brick wall separates the entrance hall from the living room. On the living room side, the wall serves as the back of a low seat. A buttress in the left end of the entrance hall makes possible additional shelves for books on the living room side.

Extension of the brick into the fireplace wall makes an interesting treatment and also provides a wide ledge under the windows for more books. Bookshelves seem to be everywhere, which is just what Miss Fraser intended. Their arrangement in the wall space is of special interest because their placement has definite decorative value. On the right of the entrance door are shelves wide enough to hold large books. On the living room wall just beneath the stair railing and the balcony are shelves so well planned as to location and design that they are the outstanding feature of the room. In addition to the built-in bookshelves, Miss Fraser uses the ledges on windows, the brick wall, and the balcony to hold more books. She also has bookcases and end tables designed to hold books.

As decoration throughout the house, Miss Fraser has used old pieces of copper, pewter, brass, and silver which she has collected during her many trips abroad. The furnishings are simple and there are no curtains at the windows. Miss Fraser has chosen sturdy Tudor pieces for her living room that are in keeping with its architectural pattern.

A heavy buffet fits in an alcove under the overhanging balcony and holds Miss Fraser's treasured collection of old silver. A door just at the right of it leads to a long narrow kitchen which is noteworthy for its compact arrangement and its abundance of cupboard space. A tiny table where there is room for one person to eat fits under a paned window overlooking the view. Off the dining nook is a sun porch, furnished for lounging with a table and chairs for dining alfresco.

ANOTHER excellent idea which Miss Fraser's house offers the woman who "lives alone and likes it" is the small sitting room at the head of the stairs of which the balcony is a part. Here Miss Fraser has her desk, an extension telephone, comfortable chairs, and more small tables and shelves for books. It is intimate and cozy and offers the feeling of friendliness that small places have.

On the second floor is a bedroom, furnished with lovely old mahogany pieces, a bath, and a sleeping porch. There is no waste space. The whole house is compact and complete, exactly as Miss Fraser wanted it to be.

You would hardly believe it . . .

BUT the attractive garden area here pictured was, only six or eight years ago, an ash dump constantly washed (and occasionally flooded) by the waves of Lake Huron. Then Mr. and Mrs. R. B. Henley, of Rogers City, Michigan, whose backyard and outdoor living room it is, set a row of old oil barrels along the shore line, fastened them together with salvaged pipe, filled them with rocks and capped the whole structure with concrete, thereby providing a breakwater, back of which they filled in with soil suitable for the making of a lawn.

Then they built walks, divided off the space with shrubbery so as to break the force of the wind, started flowering plants to give color and charm, and finally added an outdoor open fireplace, which can be seen in the right foreground of the picture. In the center of the concrete pavement, flanked by the two benches, is a pit two or three feet deep and three or four feet square, covered with iron screen cloth about one-quarter inch thick, on top of which is placed the iron log-holder. The result of this arrangement is that the ashes do not blow about over the lawn but fall into the pit, which is of such ample capacity that it does not have to be emptied oftener than once a year. As a matter of fact, and to help the garden, the ashes are taken out oftener than that before the rains have a chance to leach away all the valuable potash they contain. They're used to enrich the soil.

Test your Hollywood Knowledge...

She can't sit down! Movie stars rest by reclining against padded leaning-boards . . . to avoid wrinkled skirts. And to avoid "tell-tale" bulges, glamorous women of Hollywood do just what *most* American women do . . . choose Kotex sanitary napkins! For Kotex has flat, form-fitting ends that never show . . . the way stubby-end napkins do.

Save your sympathy! That skyline is a painted backdrop . . . that parapet only thirty inches off the studio floor! For safety of the stars is of major importance to movie makers. And *your* safety is of major importance to the makers of Kotex! That's why a moisture-resistant *"protection-panel"* is placed between the soft folds of every Kotex pad.

It's nip and tuck to make the stars look slim . . . for the camera adds pounds to their appearance! So costume designers use folds instead of bunchy gathers. To avoid bunchiness—Kotex also is made in soft *folds*, (with more absorbent material where needed . . . less where it isn't). This explains why Kotex *is less bulky* than pads having loose, wadded fillers!

In Hollywood—as elsewhere—stockings come in 3 different lengths . . . And Kotex in 3 different sizes: *Junior—Regular—Super!* So you can get a size that's exactly right for *you!* (Or you can vary the pad to suit different days!) Get Kotex in all 3 sizes this month . . . and treat yourself to honest-to-goodness comfort! Why not? *All 3 sizes sell for the same low price!*

"You scarcely know you're wearing Kotex"

Trade Mark Reg. U. S. Pat. Off.

● FEEL ITS NEW SOFTNESS . . . PROVE ITS NEW SAFETY . . . COMPARE ITS NEW FLATTER ENDS

Don't let Denture Breath and stains shout "False Teeth"

KEEP PLATES LIKE NEW WITH POLIDENT

Plates and bridges soak up odors and impurities like a sponge! A hard dark film collects on them, holds germs and decay bacteria. It is so tough that ordinary brushing seldom removes it. And it gets into tiny crevices where brushing can't reach.

Almost always it results in "denture breath", one of the most offensive breath odors. You won't know if you have it—*others will!*

Yet there's a perfect way to clean and purify false teeth without brushing, acid or danger. It is Polident, a powder that dissolves away all film, stains, tarnish and odor. Makes your breath sweeter—plates or removable bridges *look* better, *feel* better.

Tens of thousands call Polident a blessing for convenience and hygiene. Long-lasting can costs only 30¢ at any drug store, *money back if not delighted.* Approved by Good Housekeeping Bureau and leading dentists everywhere. Hudson Products Inc., New York, N. Y.

Cleans and Purifies **Without Brushing**
Do this daily: Add a little Polident powder to half a glass of water. Stir. Then put in plate or bridge for 10 to 15 minutes. Rinse—and it's ready to use.

POLIDENT

INTERIOR DECORATION
FOUR MONTHS'
PRACTICAL TRAINING COURSE
Resident Day Classes Start October 2nd
Period and modern styles, color schemes, draperies, all fundamentals. Faculty of New York decorators. Personal instruction. Cultural or Vocational Courses.
Send for Catalog 12R
Home Study Courses Start at once
Same training for those who cannot come to New York. Practical, simple, and intensely interesting. *Send for free Booklet 12C*
NEW YORK SCHOOL OF INTERIOR DECORATION
515 Madison Ave., New York City

Sell 50 PERSONAL CHRISTMAS CARDS $1
Extra Cash for You
Amazing bargain! Fast, easy seller. 50 beautiful Christmas Cards *with customer's name imprinted* only $1. Big value brings you quick orders and easy earnings. Many other bargains—Christmas Card Assortments, Gift Wrappings, Everyday Cards. Start earning at once. Write today for FREE Selling Outfit.
FREE SAMPLES
General Card Co., 400 S. Peoria St., Dept. P-337, Chicago, Ill.

WHEN YOU CHANGE YOUR ADDRESS

Be sure to notify the Subscription Department of THE AMERICAN HOME at 251 Fourth Ave., New York, giving the old as well as the new address, and do this at least four weeks in advance.

The Post Office Department does not forward magazines unless you pay additional postage, and we cannot duplicate copies mailed to the old address.

FREE! BOOK ON FUEL SAVINGS

COUPON BRINGS FACTS PROMPTLY

This free booklet—mailed the day we get your coupon—upsets 3 furnace fables. It proves: (1) Fully automatic heat costs LESS than hand-fired fuel. (2) You can burn hard coal yet NEVER touch a shovel. (3) Your PRESENT furnace can be the most modern, most automatic one in town—with MOTORSTOKOR. Send for the book.

Stop Tending Furnace Forever

This booklet shows you the way to fully automatic heat with anthracite (hard coal). Explains why Motorstokor is ideal for the newest home or the oldest. Mail the coupon.

HERSHEY MACHINE & FOUNDRY CO.
MOTOR STOKOR Manheim, Pa.

HERSHEY MACHINE & FOUNDRY CO.
290 Pitt St., Manheim, Pa.
Send me quick, your free book "Automatic Heat which Pays for Itself." I live where hard coal is available.
Name_____
Street Address_____
City_____ State_____

Does the outside of your house discourage you?

[*Continued from page 22*]

As a forest and rhododendrons called for a bit more space than we had, circumstances favored Mother and we finally agreed to have a central lawn surrounded by shrubs and flowers. Around a screened porch we planted tall flowering shrubs that have grown to the top of the screens and now give us privacy for a lazy Sunday morning or a hot summer evening. The rose row stretches from the porch steps to the garage and crimson ramblers bloom on the garage trellis. An outdoor living room, with a five-by-ten-foot pool and bushes around the three sides, fills the space between the gardestroy our satisfaction. We think we have made our house and small yard comfortable and homelike. We have enjoyed doing it. When we see pictures of bare new homes where other families will live we smile in anticipation of the fun they can enjoy in the exciting adventure of gardening.

ages. The perennial border skirts the east side of the back yard, except that the hibiscus, originally at the corners of the garages, have been replaced by fir trees to balance the increased height of the shrubs. Many of the shrubs and perennials have been thinned out, but we can still sprawl in seclusion by the pool.

The cost has been small, the work not too heavy, and the pleasure of planning and planting beyond compare. A landscape architect might chuckle over our mistakes, but even that would not

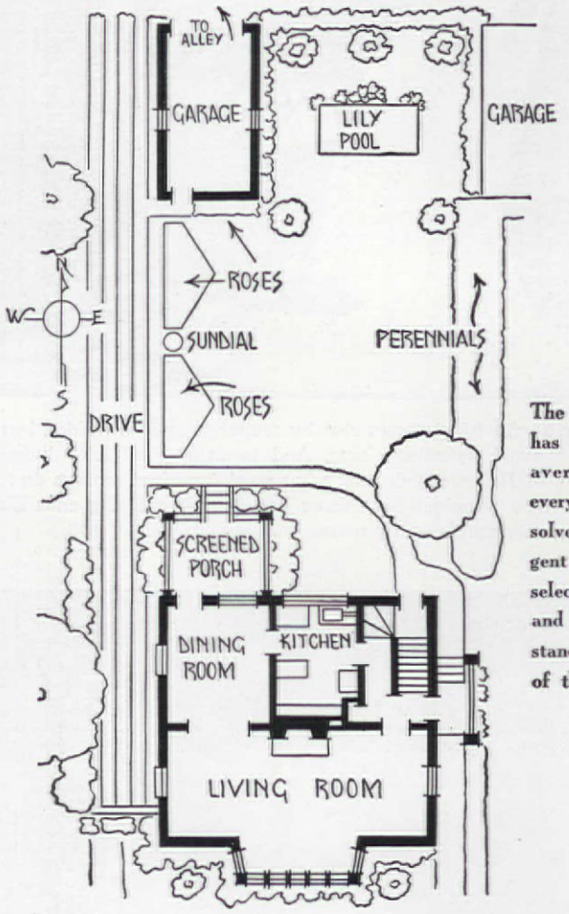

The Smiths' problem has been that of the average suburbanite everywhere. They have solved it by intelligent planning, careful selection of material, and a mutual understanding as to division of the work involved

My pick-up basket

JOSEPHINE BLEECKER

You wonder what my pick-up basket is? It is a basket where I put any little thing that needs attention, as I go about the house during the day. I say "any"; that's not quite true. I have two rules for myself and my basket: 1. Put in nothing that requires undivided attention; I must be free to carry on a conversation as I work. 2. Never overcrowd the basket. A corner of a bureau drawer is kept for any possible overflow.

At present, my basket contains one frayed towel to be cut down, a ripped glove, a loose-leaf calendar to be arranged, Suzy's doll with a dangling arm, and a worn leather box to be rubbed with leather preservative.

Perhaps my grandmother would call mine a mending basket, but to me there is a difference. I don't

MEET THE SCOTTISSUE TWINS—

SOFTNESS and TOUGHNESS—the twin qualities you need in toilet tissue

WHO WOULD WANT to choose between the Scot-Tissue twins? They're both entrancing.

With ScotTissue you don't *have* to choose between the twin qualities you need in toilet tissue . . . softness and strength. You have them both, in balanced combination.

ScotTissue is soft, as toilet tissue *should* be, to protect sensitive skin. Soft as old linen.

This pure-white tissue is strong, too! Its *two-way strength* resists tearing and shredding even when moist. Its rapid, thorough absorbency gives effective protection.

Ask your grocer for ScotTissue, today. You'll see why millions prefer its Luxury Texture!

Copr., 1940, Scott Paper Co. Trade Marks "Soft-Weve," "ScotTissue," "Soft as old linen" Reg. U. S. Pat. Off.

Soft for comfort *Strong* for security

EXTRA!

Each roll of ScotTissue has many extra yards of tissue woven in by the Scott "Soft-Weve" process for extra strength and absorbency. *Weigh it* on your grocer's scales to prove this extra value.

There are 1000 full-size, usable sheets in each roll of ScotTissue, yet it costs no more because it lasts longer.

5 QUESTIONS

EVERY New-Home Buyer should ask

When buying a new home, it will pay you to ask questions about many things. One of the most important of these is the INSULATION.

1 How thick is it?

Thin insulation is only partially effective—insist on J-M Ful-Thik Super-Felt Batts—wall thick, they completely fill all heat-leaking spaces.

2 How efficient is it?

J-M Batts have a heat resistance *per inch of thickness* comparable to any home-insulating material made. Applied to full wall thickness, they provide maximum protection against the passage of heat.

3 Is it fireproof and permanent?

J-M Rock Wool is of mineral composition —it won't burn, rot or decay.

4 Is it the *batt type*?

Made to factory standards of density and thickness, J-M Super-Felt Batts insure an effectiveness not typical of loose or bulk insulation put in by hand—cannot be "stretched" in application.

5 Who manufactures it?

Super-Felt Batts are made by Johns-Manville, the greatest name in insulation. Ask your builder to show you the J-M trademark on the product.

LEADING BUILDER ADVISES:

"Send for FREE brochure before you Build or Buy a New House," says Mr. J. C. McCarthy, of Trenton, N. J.

"J-M Super-Felt, the Improved Rock Wool, is the batt type, which, per dollar invested, represents the *maximum* in insulation. It not only pays for itself, but soon begins to *put money back in the home owner's pocket.*"

So, if you're building, don't just insulate —*fully* insulate. Specify J-M Super-Felt Batt-Type Insulation. And if you're buying a new home ready-built, investigate the insulation. Insist on Johns-Manville.

Every J-M Super-Felt Batt carries this trademark. Ask your builder to show it to you.

JOHNS-MANVILLE SUPER FELT *the improved Rock Wool* HOME INSULATION JM

Mail coupon TODAY!

JOHNS-MANVILLE
Dept. AH-9, 22 E. 40th St.
New York, N. Y.

I am planning to build. Please send me your Home Insulation brochure which tells the complete story of J-M Super-Felt—the Improved Rock Wool Home Insulation.

Name_____

Address_____

City_____

County_____ State_____

JM

JOHNS-MANVILLE HOME INSULATION

have piles and piles of things waiting for attention "some time"; and because there is not too much in it, my basket is emptied often.

I keep all my tools in a case of their own—a private cigar box on my husband's workbench, for his convenience as well as mine. I have my own screwdriver, pincers, gimlet, hammer, tacks, glue, etc.

After trying all sorts of receptacles for sewing things, I have returned to a small old-fashioned workbag with draw-string at the top and pockets inside for thimble, tape measure, needles, etc.; a small pair of scissors and sufficient spools for ordinary use fit in nicely. Extra supplies are kept in a little cabinet, but my cigar box and my workbag can go with my pick-up basket anywhere.

How does the scheme work?

The door bell rings when I am, we'll say, snatching a chance to do my accounts and settle some bills. I am deep in my task and would not choose this moment for a caller.

"Go right on with what you are doing," she says blithely.

But she and I know that this is impossible. She has come to talk. I am her friend and her hostess. She wants me to listen and comment, "Really! . . . No! . . . and what did you say then?"

She settles herself among the pillows on the couch for a nice long chat. I pull up the little rocker opposite her, my pick-up basket on one side and workbag on the other. My cigar box is beyond the door, if I need it.

As the news is told, my pile disappears, and when Sara leaves an hour and a half later, she smiles happily as she says goodbye. I am happy, too, and I have a lot to show for my time—all because of my pick-up basket!

Dear brides:

[*Continued from page 26*]

the furnishings you know you will need, then go shopping to find them in their most adaptable forms and colors.

Since you must eat, you must have a table—and not just any table. The traditional drop-leaf type is a sensible choice if it has extension leaves and a good finish which is resistant to such minor calamities as a spilled glass of milk. It will take up little space in a double-duty living room or dining foyer but expand obligingly to help fill up the dining room you may have next year. If you like modern furniture, a straight-legged table like the one shown on page 26 will make a stunning desk for your living room and be easy to clear for dining. Later it can furnish a smart combination bridge-breakfast nook or serve as

EIGHT years ago, an entirely new type of window was presented to America's home builders. It was the Curtis SILENTITE "INSULATED" WINDOW!

Today, when a proud owner shows you around her new home, she'll point out its interesting features. Do you realize that many of those features are made possible by modern SILENTITE WINDOWS?

A wide view, lots of sunlight, adequate cross ventilation, charming room decoration, cleaner drapes and walls, are some of the things these trouble-free windows contribute to today's homes. SILENTITE aids health—lowers upkeep by saving as much as 25% of the fuel bill.

SILENTITE—either double-hung or casement models—does what old-fashioned windows can't do. It operates easily; doesn't stick, rattle or jam, and it helps you decorate!

REMODELING WITH SILENTITE

In present homes which lack charm, good light and proper ventilation, SILENTITE has an answer. It's surprisingly inexpensive to add new windows or replace old ones. Ask your Curtis dealer.

GET COMPLETE INFORMATION

Let us send you a free book about modern trouble-free windows for modern homes. See for yourself how they can cut heating costs, add health and comfort to your home —whether it is new or old.

If you live in Canada, write to W. C. Edwards & Co., Ltd., 991 Somerset Street West, Ottawa, Canada.

1866 CURTIS WOODWORK SILENTITE PRE-FIT the "*Insulated*" window

CURTIS COMPANIES SERVICE BUREAU
205 Curtis Building, Clinton, Iowa
Send me your new book, "Let's Decorate With Sunbeams."

Name.....

Address.....

City.....*State*.....

CURTIS WOODWORK IS SOLD BY RELIABLE DEALERS EVERYWHERE

a bedroom desk when you can a ford that lovely knee-hole de for the living room. Another tab idea is the tilt-top, but one th can take the extra load when y want to have a buffet supper pa ty. Just remember not to be fool by the hundreds that are too del cate to hold even heavy mag zines, much less a stack of dinn plates and food. The smaller tabl should be high and sturdy enoug to support lamps and such; som should have drawers for storin cards and bridge scores or shelv for magazines.

That sofa we mentioned a fe minutes ago will do a lot for th living room—both as a place t sit and a pretty handsome sta for the color scheme and characte of the room. You will also need comfortable chair for the man o the house (let him sit in it *befor* you buy it). And don't, pleas just rush out and get some chea occasional chairs to fill up the re maining living room gaps. We' showing you some really goo ones that will serve the same pur pose now and later will glorif the hall, dining room or even bed room. By the way, get six dinin chairs if you possibly can, even i there is room for only two at th table, one in the kitchen, and on at your desk. The other two ca serve in bedroom or foyer no and then if you have a full-siz dining room later on, you will no be caught with a miscellaneou assortment of chairs just becaus you can't match the ones yo bought originally.

Now don't think the job is don and proceed under the happy bu silly illusion that "every hous has closets and anyway we haven' many clothes." You do need stor age furniture. Not every landlor will build in a row of bookshelves there has to be a place to put win ter woolens. A pair of commode or bachelor chests will be bette than end tables at either side o the sofa, for besides holding lamp they provide drawer space, an certainly look very elegant. If yo can get a fine cabinet or break front, you'll really have some thing; use it in your foyer as a bookcase, with or without a sil curtain for lingerie in the bed room, and maybe later on for a collection of old plates and fig urines. Even the traditional ches of drawers, if it's carefully chosen can be moved from room to room without being "out of place."

If you want to be on the safe side, remember that large, bold figured rugs and fabrics are no more suitable in a small home than they are in a stout woman's wardrobe. The problem of cab bage-rose wallpaper may be yours sooner than you think. Can you face it with your furniture? You can if you use your head about sticking to unpatterned or con servatively patterned (stripes are

JOHN CHARLES THOMAS Victor Artist | LILY PONS Victor Artist | SERGE KOUSSEVITZKY Victor Artist | TOMMY DORSEY Victor Artist | LOTTE LEHMANN Victor Artist

Double Your Pleasure! GET THE THRILL OF RADIO PLUS THE JOY OF RECORDS

Choose the Instrument Great Artists Choose

THE GENUINE *RCA Victrola* (RADIO-PHONOGRAPH)

HERE are facts to remember when you select a record playing instrument: The world's greatest artists choose the genuine RCA Victrola for their own entertainment, just as they elect to record their finest performances on Victor Records. There is *only one* genuine RCA Victrola—the instrument designed by the RCA Victor engineers who perfected Higher Fidelity recording and gave voice to the famous Storytone piano.

Models for 1941 are priced lower than ever, yet they have great, new features—such as the exclusive Tone Guard, Stabilized Electric Tuning, complete home recording facilities—to name only a few. Your RCA Victor dealer will be glad to demonstrate them all. You'll be thrilled with the new cabinet styles, in smart modern lines, or, if you prefer, the traditional beauty of period designs. All are fashioned from precious woods—beautifully finished.

Visit your RCA dealer. You'll want the instrument that doubles your pleasure—that gives you the most for your money—the genuine RCA Victrola. There are 10 great models, designed for every taste and purse.

For finer radio performance—RCA Victor Preferred Type Tubes. You can buy the RCA Victrola on C. I. T. easy payment plan. Trademarks "Victor," "RCA Victor," and "Victrola" Reg. U. S. Pat. Off. by RCA Mfg. Co., Inc.

*Price f. o. b. Camden, N. J., subject to change without notice.

Made for each other . . . Victor Records and the RCA Victrola

Lauritz Melchior, exclusive Victor recording artist, with Mrs. Melchior in their delightful home. Their RCA Victrola, Anniversary Model V-205 has exclusive Tone Guard, Automatic Record Changer for 10" or 12" records, newly styled top-loading arm, Stabilized Electric Tuning, 9 RCA Victor Preferred Type Tubes, American and Foreign radio reception, built-in Magic Loop Antenna, and other outstanding features $150.00*

GET THE GENUINE *RCA Victrola*

Combines Record and Radio Entertainment
A Service of the Radio Corporation of America

"When you build the Home of Your Dreams—

SEND FOR THESE WONDERFUL BOOKS"

They tell you how to choose wood for woodwork to be sure it will look as you want it.

- They explain why Arkansas Soft Pine is used in thousands of homes . . . for beautiful painted and enameled woodwork . . . for mellow, pine-paneled walls.
- They give friend husband the low down on dollar-saving secrets of well seasoned lumber . . . how it protects building costs and keeps down repair bills.
- They show him how to be sure of sound construction when he talks plans with your architect, builder and lumber dealer.
- Their pages teem with fascinating pictures of period and modern rooms, finished in Arkansas Soft Pine, Satin-like Interior trim.
- If you live east of the Rockies, just sign the coupon below, enclose 10c coin or postage, mail today and these friendly helpers to a beautiful, livable home will be brought to your door by the postman.

ARKANSAS SOFT PINE TRADE MARK REGISTERED

-------TEAR OFF AND MAIL-------

ARKANSAS SOFT PINE BUREAU
966 Boyle Building, Little Rock, Ark.
Enclosed find 10c for your Books on woodwork and paneling.
Name.....
Street No......
City.....*State*.....

good in almost any room) fabrics for the large pieces. Then if you suddenly land in a plain, barren-walled place, use slipcovers of the gayest, giddiest variety. And don't be afraid of color. Clear reds and greens, for instance, are just about as adaptable as dull burgundy and muddy green, and certainly a lot more interesting.

That's about all the advice we have except, for goodness' sake, have a good time picking out your furniture and get pieces you really like. It's just as important to enjoy looking at that sofa as it is to know it will give years of service wherever and however you may live.

Brides and Mover-Abouters: Here are descriptions of furniture on page 25

1. Bright checked upholstery on a sturdy little chair to use in almost any informal room—Modern, French Provincial, or Early American.
2. This chair belongs in a room slightly on the formal side but is small enough for the bedroom, elegant enough for any living room, anywhere.
3. This one in maple will be most at home in the country but is authentic and good enough for almost any informal room in town.
4. Take this maple one for solid comfort the rest of your life. Especially good for living room or bedroom, country style.

Tomlinson

Drexel

Lots of storage space in both of these handsome pieces. One doubles as a desk; other has an open grilled front to play up your most prized collection

Is Your Husband a "Go-Getter"?

● Does he go to his job each morning full of vigor and fired with determination? Has he been energized by truly restful sleep and made ready to beat down every barrier to success? Or has mattress slump caused ambition slump?

Sleep on OWEN hand-woven innersprings

After strenuous days nature demands restful sleep. Mattresses built around innersprings hand-woven by OWEN assist nature to do its work well. That's because *hand weaving* and *interlocking* of special lead-tempered steel spirals form a unit that never sags—is never bumpy—forms no center ridge.

OWEN springs in **Dr. Mattison's "PERFECT POSTURE"** Mattress support each section of the body according to its weight, with heavier springs for the heavier parts of the body; medium springs for the medium parts; lighter springs for the lighter section.

Many other superior mattresses have **OWEN-WOVEN** Innersprings. Into each is built the softness, buoyancy and body-form support that induces restorative relaxation.

"How to Choose a Mattress"

Mail the coupon for free book on this very important subject, and name of store where you can examine mattresses bearing the OWEN label that's a promise of long-service and sleep comfort.

SEND FOR FREE BOOK



Owen Silent Spring Company, Inc. (S)
Bridgeport, Connecticut

Please send new Mattress Book and name of nearest dealer.

Name.....

Address.....

City.....*State*.....

5. Fine walnut Queen Anne chair to distinguish an Eighteenth Century living room or dining room. Important, not "just occasional!"
6. For the smart girls who know how important storage space is, we suggest a pair of commodes for either side of the sofa—this one is very handsome *and* has four drawers. French Provincial, it will adapt itself to anything from dressed-up Early American to formal Eighteenth Century.
7. Definitely not just another drum table. This one has a leather top, drawer space, and is plenty big enough (diameter, 34") for dinner-for-two.
8. You can't beat a breakfront for adaptability and storage space! Use it as a bookcase or to show off your collection of old plates, and for storing everything.
9. A grand small sofa only 56" long to add great style to any room, period or modern, preferably on the formal side.
10. This love seat is good for any living room, opens to provide sleeping quarters for guests. Later it will be perfect for guest room or study.
11. This is the traditional Lawson sofa, good in all periods and types of rooms—but this one also opens up into twin beds or a double bed!

We got farm fever!

[*Continued from page 39*]

home. I am going to stay right here. I simply love it."

The next day we walked to a near-by house which was being fixed up by Mr. Stratton, a local man experienced in the ways of old houses, and who had helped with Bill and Joan's place. As I looked around at beams and alterations I found myself asking him in an offhand manner if he had a place for us, too. And just as offhandedly he told me he owned the very place we wanted and would show it to us the next day. It seemed as inevitable to him as to me. When we saw the house my first impressions were that it was very old, indeed, badly in need of repair, and had exceedingly low ceilings and too much land. But Mr. Stratton didn't want to sell all the land with the house and made a much better price for this reason.

Back at Bill's, while having tea around a cozy log fire, we talked about it at length and as we enumerated its virtues and drawbacks it "grew" on us. We couldn't sleep that night for thinking about it and finally Britt said, "I would like to have another look at that place tomorrow."

And I answered excitedly, "I was so afraid you wouldn't say that, but, to tell the truth, I am dying to see it again, too."

Revolutionary New Development
ENDS WALLPAPER WORRIES!

"Unitized Process" Wallpaper Guaranteed Washable*
Fade Proof . . . Style Tested . . . and Wall Tested!

HERE'S news of the most revolutionary wallpaper development in two decades. It is a *new, safe* way to buy wallpaper—give *your* home the beauty and charm you have always wanted—and be absolutely sure of the finished result!

Wallpapers made by the new "Unitized process" are *guaranteed to give satisfaction.* They must hang right, be right in style and pattern, meet special standards for sun-fastness and be *genuinely washable* if marked washable! Thus you can eliminate guesswork, forget your fears and doubts when you see the *Unitized* seal.

An Important Step In Smart Decoration

Why can such a remarkable guarantee be offered? Because every paper marked *Unitized* has been designed by the world's best wallpaper artists, *then pre-tested by experts*—stylists, colorists and scientists. Papers are actually hung on the wall, criticized by practiced eyes and checked against rigid quality specifications. *And only papers that qualify can bear the Unitized seal!*

New Patterns—New Colors—New Ideas

The result has been, that although *Unitized* wallpapers were introduced only 8 months ago, they have already become *the largest selling papers in America.* Millions of smart housewives have learned that Unitized papers offer new and finer patterns, lovelier colors, brand new decorative ideas.

The use of harmonized "*Companion*" papers as shown in the room on this page is a new idea that is catching on from coast-to-coast.

Look For the Unitized Seal

So before you buy wallpaper, ask your decorator, dealer or paperhanger to show you *Unitized Guaranteed Wallpaper.* Make your selection from the hundreds of lovely new, advance-style patterns that are now being shown. And remember this . . . *only samples marked with the Unitized seal are genuine Unitized papers*—guaranteed to give satisfaction. United Wallpaper Factories, 3330 W. Fillmore St., Chicago, Illinois.

The beautiful Unitized creations shown here, typify the exquisite design and style to be found in the hundreds of patterns that carry the Unitized seal.

Unitized
GUARANTEED
Wallpaper
SUN TESTED
STYLE TESTED
WALL TESTED
Washable
WHEN MARKED WASHABLE

GUARANTEED BY
GOOD HOUSEKEEPING
MAGAZINE
AS ADVERTISED THEREIN

**Unitized Wallpapers labeled* WASHABLE *are* GENUINELY WASHABLE.

At breakfast next morning Betty (also of the houseparty) suggested that everybody take a trip to "our" farm again. However, I stated very arbitrarily that no one but Britt and I could go because we wanted to look at it alone and discuss finances. Finally I compromised by telling the houseparty that they could all go if they promised to help by picking out any disadvantages or defects they saw. So off we went in a body and measured inside and out, looked high and low. We decided we could lift the low kitchen ceiling up over the beams, tear out some partitions, rebuild the chimneys, put in a bay window, add a porch and stone terrace, repair the barn, and make a cabin for Grandpa out of the chicken house. These were just a few of the ideas. When suggestions come as fast as that, when you can see yourself doing something here, fixing up something else there in a house, you might as well give in, if you can afford it, because that place is meant for you.

We took a different route back to Bill and Joan's just to stop and hand Mr. Stratton a brand new dollar bill from my house money as an option on the property until April 1. (We had a lawyer friend along who told Britt he doubted if that was legal or binding.) When we returned home we were afraid to tell the children about our plans for fear they might think we were a couple of foolish parents. After all, we had just bought a car which neither they nor the garage repair man liked! We went up to Vermont again in November to take a second look at the house, thinking that, perhaps, with the fall coloring of the foliage gone and colder weather setting in we would see grim realities and find we had been over-enthusiastic in the summer. But not at all. That house was meant for us. We found banks of evergreens everywhere. Dorset mountain, on the north side of the place, was picturesquely covered with snow and the old house disclosed more possibilities than before. And the children loved the place! Before the car had stopped they were out and up the ladder to the second story of the barn. Bud sat astride a beam with his coattails flying, his hat on the back of his head, and issued orders and plans. "We must not lose sight of those old hinges," he said. Where on earth had he acquired any conception of the value of old hinges?

THE following winter was such a happy one! Every friend I had at home offered me some old bureau, ice box, table, or any of a thousand things for "the farm." One neighbor gave us a single bed which I wanted to match, so I bravely suggested that Britt buy a book and learn how to build a similar bed. And wonder of wonders, he did! Not only that, but he later made tables, benches, two more beds, luggage racks, the fence, gate, and shutters for the house. Another neighbor gave a party for us where everyone was asked to bring something old and something new for our farm. Still later Joan and May gave the house a "shower," and no bride ever had more of a thrill than I did or more joy when the time came to put the gifts around the house. We spent the whole winter painting, repairing, and planning equipment and furnishings. Old items without end popped up, and it was great fun painting them and making them presentable.

Came the great day to take the furniture up to Vermont—Memorial Day week end, 1937. The driver of the truck, who was awaiting our arrival in the village, greeted us with, "I'll never get this truck over that little bridge." Here was a matter we hadn't considered. Some anxious moments followed, but the load finally arrived safely at the dooryard. The house, alas, was still in the hands of half a dozen workmen and, as my husband and I looked at each other, we said in the same breath, "One month too soon!"

However, the furniture was unpacked and stored in the back part of the building and we moved in on cots. Joan took the children. The wood stove was set up in the kitchen and that was the only convenience we had, except for a faucet on the pipe line out in the barn. At the end of the second day the bathroom was connected and a day later we had running water in the kitchen. The place was infested with mosquitoes until we got rid of them by painting.

Work progressed rapidly, for the workmen gave efficient service and were always agreeable, courteous, and willing to follow any requests or suggestions.

SOME friends suddenly announced that they wanted to come and see the place. I begged them to wait until we had a chance to get straightened out and settled, but they wanted to see it "in the raw," so to speak, so that they could tell how much improvement we made on it. So up the dirt road they came on Thursday afternoon in a pouring rain. There was no view to be seen anywhere and the only path to the house consisted of planks stretched over deep mud puddles. I took them around the house, talking all the while about what was going to be here, there, and everywhere, even reciting the verse that was to be over the dining room fireplace. Not one of the five women present uttered a word until finally

"They fit as though they were woven just for us"

ALEXANDER SMITH FLOOR-PLAN RUGS

TRADE-MARK

Floor-Plan Rugs fit your budget, too

Floor-Plan Rugs make it *easy* for you to buy a rug that *fits*. First you decide on a color scheme for your room. Then you go to a store *right in your city*—Floor-Plan Rugs are sold in *every* city in the United States—and pick out *the* rug for *your* color scheme. You choose from *dozens* of beautiful solid tones, interesting textures and distinguished period patterns, all in the Tru-Tone colors for which Alexander Smith is famous . . . and from 40 different sizes! No worry about wearing quality . . . Floor-Plan Rugs are woven of long-wearing *imported* wools—and every rug bears the famous Good Housekeeping Guaranty. Best of all, Floor-Plan Rugs are *inexpensive* . . . many under $50! If you want a *semi-custom* rug that will look as though it were woven *just for you*, insist upon Floor-Plan—*made only by Alexander Smith* and identified by the label shown above.

. . . Free book solves your color problems

Clara Dudley
Color Scheme Consultant
Alexander Smith & Sons
295 Fifth Avenue, New York AH9A

Please send me your free book, "A Guide to Rug Buying," which has many room schemes in color.

Name.....
PLEASE PRINT NAME AND ADDRESS

Street.....City.....

County.....State.....

"We Had Betty's Room Repainted To Surprise Her"

• What a wonderful surprise for *any* girl—coming home to a bright, new room, filled with nature's glorious hues and tints. Just watch her eyes sparkle as she sees the soft-sheen beauty of the walls, the gleaming, like-new furniture, the gaily painted floors. And yet with quick-drying Pittsburgh Paints it's all very easy to do. Your Painting Contractor will transform any room in your home in a single day.

COLORS BY NATURE - PAINTS BY PITTSBURGH

CHRYSANTHEMUM BEDROOM

The beautiful chrysanthemum lends her color charm for this attractive bedroom. Borrowing lovely hues of her petals we match them with *Golden Tan Wallhide Toner Intermix* for window wall. *Brown Wallhide Toner Intermix* for adjoining wall. Ceiling is *White Wallhide Flat.* Woodwork, *True Ivory Waterspar Enamel.*



BUTTERFLY LIVING ROOM

The gay tints of butterflies in the sun bring us happy inspiration for this Country Squire's living room. *Gray-Green Wallhide Toner Intermix* for window wall and ceiling. *Sand Wallhide Toner Intermix* for adjoining walls. Gold, green and a generous touch of deep wine-red for accents.

APRICOT KITCHEN

Look to the bright apricot for the color motif of this sprightly kitchen. Walls and ceiling are *Apricot Wallhide Semi-Gloss.* The breakfast nook is *Vermilion Wallhide Toner.* Woodwork and cabinets, *White Waterspar Enamel,* lined with Chinese Red. Floors, very dark blue in both sections.

FOR YOUR PROTECTION

1. The manufacture of Pittsburgh Paints is scientifically controlled, from raw materials to finished products. And every finish must pass rigid tests of uniformity and durability.

2. Pittsburgh Paints have great opacity—excellent covering quality—save you money!

3. They flow easily and evenly from the brush, leaving a surface as "Smooth As Glass."

4. Interior paints dry quickly, making it possible to redecorate any room in your home in a single day.

JUST TAKE a look about you some one of these gorgeous summer days. Thrill to the breath-taking beauty of that blaze of glory all around—royal reds, golden browns, deep purples—a thousand different, vibrant, exciting shades! Then imagine this beauty captured and spread throughout your home.

"It would be wonderful," you say.

It *is* wonderful—and very simple, too—with Pittsburgh Paints. Just call your Painting Contractor. Tell him the gay color scheme you have chosen from Mother Nature. He will match every hue and tint—and redecorate *any* room in your home in a single day. If you have a perplexing decorating problem, get the advice of experts *free!* Write our Studio of Creative Design, Pittsburgh Plate Glass Company, Pittsburgh, Pennsylvania.

Copr. 1940 Pittsburgh Plate Glass Co

SUN-PROOF FINISHES protect and beautify this delightful small home. Body of house is painted with *Azure Sun-Proof;* shutters and trim with *Sun-Proof Titanic Outside White.* All Pittsburgh's exterior finishes have been tested in our chain of Proving Grounds. They *must* withstand most severe climatic conditions. This is why you *know* you will have paint jobs of enduring beauty when you specify "Pittsburgh."

PITTSBURGH PAINTS

WALLHIDE • FLORHIDE • WATERSPAR • SUN-PROOF

Smooth as Glass

one did mention something about our having a wonderful fireplace. But they came back Saturday morning when the sun was shining and there were beautiful views everywhere. The dormer window was nearly finished, two bedrooms and the bathroom were papered, and a sample was up in another room. Their reactions were quite different. "Why, it's wonderful!" they chorused.

Well, we have spent a busy time since. This year we did the living room, which is an ell of the house, and had such fun getting the beams in just where we wanted them. The living room was the only place where we had to put them in because it used to be the milk house, and not a part of the original house.

The bay window is a story in itself, as is the porch, which Britt thought was going to be a mistake, but which suits us perfectly. So many things, some of them small, gave us such satisfaction—the dining room wallpaper, which we dearly love, for one.

We call the place "Heart's-borough." Our road, this section of the town, and the library in the village were named for a man by the name of Hart. The sentimental spelling does not exaggerate our feeling for the place. Each time we come back it holds more charm for us and this last trip seemed the fulfillment of all our planning and effort. After days of hectic shopping and packing to get Barbara off to college, and the emotional strain of the incessant war news on the radio, we came here to find the old house a haven of peace and restfulness. After dinner, while my husband, my father, and the dog dozed away before the fire, I felt a deep consciousness of all that our home-building experience has meant—and still means—to us.

We have still more to do. The front stone wall must be repaired and a white gate added at the entrance. Near the house, a supporting wall must be continued; a projected flower garden must be set out, with a fence, stone walls, gateway, and trellis. The barn should be repaired and perhaps a game room and a parking place should be added. I want to put the date of the original construction of the house (if I can ascertain it) on the chimney in black iron numerals; I want a log cabin built for Bud and Ruth on the knoll where there is a broad view of the valley and mountains; I





For Gifts That Matter — Choose From

Drexel's "Travis Court" Group

For anniversaries, for Christmas, for gifts that provide lifetime pleasure, choose pieces from Drexel's "Travis Court" group of dining room furniture. It includes a tremendous selection of the finest 18th century styles, beautifully proportioned, beautifully made, yet very moderately priced. For your own home, too, begin with a few fine Drexel dining room and bedroom pieces, and add more later, as you desire.

Corner china cabinet—a perfect quarter circle. It's 36" wide, and 70" high.

Fine-in-one table. Center portion 25" x 42" closed, 42" x 71" open Greatest size, with consoles, 112"

Oval two-pedestal table, 44" x 66", opening to 102"

Fine credenza buffet, 62" x 21". Also in a junior size, 54" x 21"

Chair with Hepplewhite's "Twining Heart" design

Sheraton buffet with ample drawer space, 66" x 25"

Sheraton chair, charming in any room.

LOOK FOR THE DREXEL — by Drexel — SEAL ON EACH PIECE

Dept. AM/300, Drexel Furniture Co., Drexel, North Carolina

I enclose 10c—please send me your illustrated booklet of 18th century reproductions and adaptations.

Name.....

Address.....

STREAMLINE MODERN *for* SMART LIVABLE ROOMS





IT'S easy to create smart, livable rooms with Heywood-Wakefield Streamline Modern. This sleek, practical, well-styled furniture *adapts itself* to your decorative schemes . . . and to your ideas of gracious entertaining.

SEND a dime to Dept. Z-109, Heywood-Wakefield Co., Gardner, Mass. for this helpful book on Streamline Modern.

HEYWOOD-WAKEFIELD
GARDNER, MASSACHUSETTS
FINE FURNITURE SINCE 1826

MAKE YOUR DREAM KITCHEN COME TRUE

Wake up to the Answer—
WHITEHEAD-MONEL
Matched Kitchen Units

ONE OF MANY COMBINATIONS
$132.85 OR ONLY
$4.48 MONTH

Dream up the kitchen *you'd* like . . . and let Whitehead-Monel matched kitchen units make your dream come true. Pictured is just one of the many, many clever combinations. You probably have your own ideas—so we present this arrangement just to show you how little it will cost to carry them out—especially with our FREE kitchen planning service.

The upper unit is a handy arrangement of Whitehead enameled steel cabinets . . . the lower unit is the famous Monel Unacrat, with its 5-foot double-drainboard, gleaming Monel sink and generous steel cabinets.

Remember—many other combinations . . . some lower-priced! Or the Monel Unacrat may be bought separately for only $89.90.

For full information on the Monel Unacrat or complete Whitehead-Monel kitchens, see your plumber—or for free kitchen planning service write to Excel Metal Cabinet Co., Inc., 101 Park Ave., New York.

THE INTERNATIONAL NICKEL CO., INC.
67 Wall Street New York, N.Y.

want to finish slating the roof, put dormer windows and a second bathroom upstairs, and start a new vegetable garden. Later, we can carry the developments farther if we decide we want to live here permanently.

So, if you never get tired of blazing log fires, indoors or out; if you enjoy lying in the hammock gazing at the sweet, peaceful hills; if you feel closer to the stars and the Infinite under the open sky; if you like *not* to hear or even see any next door neighbor; and if you love the honesty and directness, the independence, and sincerity of country people—BUY A FARM!

A suburban home, country style

[*Continued from page 13*]

gateway on Page 8 of our January, 1940, issue, border the path and terrace with a mass of bloom. From this inviting terrace it is just a step to the farmhouse porch entrance with its three graceful wide wood arches.

Inside the house, a central hall goes directly to the comfortable size living room, which is one step lower than the hall and separated from it by double, wood-paneled doors. Colonial striped wallpaper with red accents above a wood dado, a fireplace wall of wide boards, painted oyster white with a hinged cupboard and wood closet on one side and a board door on the other, form a cosy, livable background for early American furnishings. Beyond this room, but divided from it by a tiny hall which affords a separate outside entrance or exit, is the library. Its walls are finished with knotty pine boarding in a stain and wax finish and it has a wide picture window overlooking the rear terrace. The fireplace has a neat mantel treatment with a useful built-in radio loudspeaker and an imitation Dutch oven where logs are stored. This loudspeaker transmits programs from the concealed living room radio, which is arranged so that programs can be turned on in the library without disturbing anyone in the living room. The dining room, directly off the front hall, is copied from an old one in the Metropolitan Museum of Art in New York City and has dull blue-green woodwork against oyster white walls. Built-in cabinets with black H and L hinges and china shelves lined in dull red frame the wide window on one wall while the blue-green Dutch half-door on the adjoining wall leads out to the terrace and play space overlooking woods and hills. Opposite the dining room is a big closet for games and toys and a quaint powder room in a peach and silver color scheme. Below stairs, in the basement, is a game room which has Ping-pong and billiard tables and plenty of additional elbow room for other types of activity.

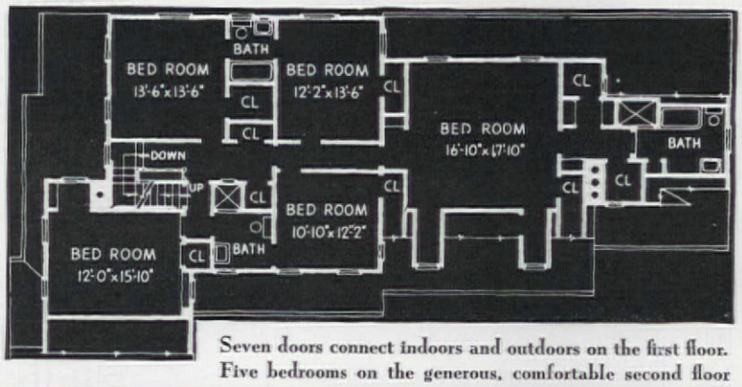

Seven doors connect indoors and outdoors on the first floor. Five bedrooms on the generous, comfortable second floor

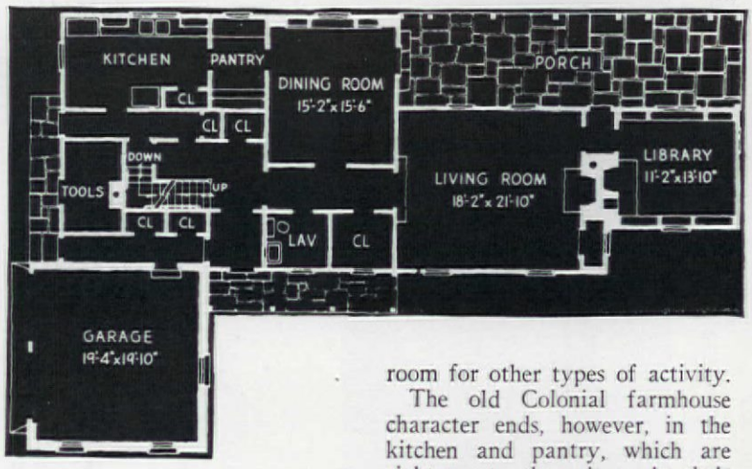

The old Colonial farmhouse character ends, however, in the kitchen and pantry, which are right up to the minute in their modern equipment and appointments. White trim and cabinets, lined in dull red, are a foil for the dark blue linoleum used on counter tops and wall wainscoting; white linoleum is carried up

Catalina Model, Narrow Neck, Self-Timing Stove, Anyheet Control, 8-cup size, Black or Ivory Trim. $6.95

Guests are grateful for good coffee! So are families! And you can serve it *every time*! Silex sends the water up at just the right heat—brings the coffee down at flavor peak and amber-clear. For better coffee . . . switch to Silex! *Kitchen models $2.45 up—Electrics from $4.45,* with Self-Timing Stoves. 4- to 12-cup sizes. Pyrex brand glass. Choice of narrow neck for better pouring, wide neck for easy cleaning.

Make better coffee!

Genuine SILEX GLASS COFFEE MAKER

THE SILEX COMPANY, HARTFORD, CONN.

GET A *New Thrill* FROM YOUR HOME

ADD A *"Living Picture"*

When you're getting bored with your home—when you feel it needs something new—install a Genuine Nurre Plate Glass Mirror. Presto—the room is brighter—more charming—seems larger! It's miraculous!

It's amazing how much a genuine Nurre Mirror will do for a room. Send for Free Book that tells how to use mirrors most effectively. Nurre Mirrors are surprisingly moderate in cost.

Genuine NURRE Mirrors

FREE BOOK!

How Famous Decorators Would use Mirrors in your Home

MAIL THIS COUPON NOW

The NURRE Companies, Inc.
Bloomington, Indiana Dept. A-9
Please send free mirror booklet.

Name.....

Address.....

City.....State.....

the wall from the blue wainscot to the ceiling. The arrangement of equipment in the room is just as practical and step-saving and within easy reach as it is good looking and sanitary. The delightful character of the garage wing and the considerable part it contributes to the success of the whole house design is worth much more than a casual glance. It proves that a garage can be an asset, not a debit. This one holds two cars and, incorporated into the house, can be reached directly from the front hallway. Two serviceable closets are provided in the small hall connecting the front of the house with the service area, and between kitchen and garage is an especially useful spot, a tool room, which saves the garage from becoming a garden catchall and affords a home for lawn mower, rakes, hoes, garden equipment, and whatever. This service end of the house has the charm of a country farmyard with its four well-handled doors opening out onto a sort of court, the white Dutch hinged door leading into the tool room, the shuttered kitchen door, the back hall door, and the double garage doors.

Building Data:

Foundations: Concrete block in cement mortar. *Stonework:* Weathered granite. *Brickwork:* Secondhand common brick. *Walls:* Hand-split cedar shakes. *Insulation:* Metal foil in walls and ceilings. *Roof:* Black slates. *Windows:* Double-hung wood sash, built-in springs and weatherstripping. *Flooring:* Oak plank floors in main rooms, linoleum in kitchen, pantry, bathrooms. *Color schemes:* Exterior—Walls, silver gray; trim, off-white; shutters, Harwichport blue. Interior—Oyster white ceiling, trim, paneling, and chair rail wainscot in living room. *Heating equipment:* Oil fired winter air conditioning.

Pick yourself a date

[*Continued from page 64*]

our no-dish scheme, we had used small paper cups. Dicey, in the kitchen, would replenish refreshments and remove the used cups without any direction from us.

White paper arrows pointed the way to the third stop, our terrace, which is located conveniently near the kitchen door, but separated from it and kept private by a vine-covered trellis. Here we had placed a long table to serve as the center of entertaining for our next course. We covered it with yellow paper, decorated it with autumn leaves, and placed piles of paper napkins at both ends.

The refreshments at this third stop had been our greatest worry. We wanted something easy and

YOU CAN TEACH AN OLD HOUSE NEW TRICKS

IMPERIAL *Washable* WALLPAPERS

Peggy, this is like a new house! What have you done!

The old place learned the trick of looking new . . . from Imperial. You know, the wallpaper that's guaranteed washable and fast to light.

So it will stay as pretty as it is now! It must have cost a lot.

On the contrary! You'd be surprised if I told you how little it cost!

LEADER IN STYLE, COLOR HARMONY, AND GUARANTEED WASHABILITY!

If you want to see an amazing transformation in your home, try the magic of Imperial papers . . . their distinguished patterns and soft water-color tones are famous for beauty! Remember, *⅔ of your home is wall space* . . . and beautiful wallpaper can make a tremendous improvement. A lasting improvement, too . . . Imperial is guaranteed washable and fast to light! So, for "that important ⅔" of your home, have your decorator or paperhanger show you Imperial *Washable* Wallpapers, identified in sample books by the famous silver label. You'll find them the *best buy in wallpaper!*

COLOR WORKS MIRACLES IN A ROOM,

and Jean McLain's book tells you how to use it...how to make high ceilings look low, dozens of decorating hints. (Send 10¢ to cover mailing costs.) Use coupon for her free individual advice on decorating. She will also send you samples and tell you where to buy Imperial *Washable* Wallpapers for that important ⅔.

Address: JEAN McLAIN, Dept. A-26
Imperial Paper and Color Corporation
Glens Falls, New York

Give this information for every room

Type of Room.....
Size (Dimensions).....
Exposure.....
Type of Furniture.....
Color Scheme Preferred.....

☐ **Please also send me your book, "The Romance of Modern Decoration," for which I enclose 10¢**

Name.....Street.....
City.....State.....

Copr. 1940, Imperial Paper and Color Corporation

FRANCHISED DISTRIBUTORS, DEALERS AND REGISTERED CRAFTSMEN EVERYWHERE

11 P.M. Open the window, turn out the light and pull a big beautiful Kenwood Blanket up to your chin. What a grand and glorious feeling—that Kenwood's so cozy, yet *seems* so light!

11:15 P.M. Of course you're asleep by now, so we'll have to tell you *why* you're so warm and comfortable. The secret lies in Kenwood's blend of selected, live, long-fibred wools. They make possible that deep, deep nap, holding millions of tiny air cells that keep the cold air out, the warm air in.

4:30 A.M. You've turned over several times by now, but that big tuck-in Kenwood covers you from tip to toe, its gently draping folds lie close to every curve.

7:30 A.M. Up—with eyes that shine, ready for a busy day at work or at home—rested, relaxed—because the luxurious "warmth without weight" of a Kenwood Blanket has brought you a new kind of sleeping comfort.

• • •

Treat yourself, your family, your guests, to this new kind of sleeping comfort *every night*. Once you sleep under a long-napped Kenwood—the blanket millions prefer—you'll never want any other. There are Kenwood Blankets right in color, size and style for every bed in your home—at a wide range of moderate prices. All are treated to resist moths. Ask to see the beautiful new Kenwood Blankets and Throws at your favorite fine store.

KENWOOD MILLS
Empire State Bldg. New York

KENWOOD WOOL PRODUCTS

KENWOOD BLANKETS
for Sleeping Comfort

suitable, yet really satisfying.

"No dainty little sandwiches!" John had decreed.

"And none of your green salads!" I had chimed in, because they would require silver and dishes—and washing.

"Nothing that we can't prepare ahead of time with only Dicey's help," had prompted the budget.

And we had all agreed on nothing hot, because Dicey had to keep her eye on the dining room and we wanted her calm and not too busy. On Saturday, therefore, we had cooked several chickens. Then on Sunday, after dinner, we had cut up the chickens, several bunches of celery and two cans of pimientoes. Lobster or crab meat would have served as well. (That's an idea for another year.) To each one and a half cups of chicken we added one half cup of diced celery and a diced pimiento, a dash of vinegar and enough mayonnaise to moisten. Long rolls were split, spread lightly with mayonnaise and then filled with chicken salad. Each roll had then been wrapped in waxed paper to keep it fresh.

We made sure that the paper tablecloth covered the table on all four sides, for under it I had stored tall paper cups, additional salad rolls and bottles of milk, ginger ale and other carbonated drinks. There is something resplendent about having a choice of foods at a party.

The table was really colorful. In addition to the green of the napkins, we had used other autumn colors—big orange bowls of pickles and olives, brown dishes holding radishes and iced vegetable slivers.

Everyone seemed to enjoy the stop at our Maine Coast. They could put the food on their paper trays and walk about the garden comfortably, sit on the rock garden steps, on the garden chairs, or on the orange oilcloth cushions that I had made. Some stood in groups telling fish stories or asking questions, "How are the children?" "Where did you go this summer?" "Shall we get season tickets to the football games again?" "Aren't you glad to be back home?"

When appetites were partially satisfied and when curiosity about the last stop aroused them to move on, guests in twos and threes began to follow the arrows to the game room in the cellar, Mt. Desert Island.

On the game-room table were plates of doughnuts and iced cup cakes. Knowing that men, especially, like to finish a meal with something sweet and that the wives, lean after a summer of exercise, wouldn't mind a rich course, we served a variety of cup cakes and doughnuts. The guests still carried their trays, of course, because the directions were printed on them, and they were convenient for ash trays as well as for dessert plates.

Most of our friends were movie fans and had heeded the invitation to bring along their films. We owned a sixteen millimeter projector and had borrowed an eight to use, also. One after another, they took turns showing their pictures.

Having our guests bring their own entertainment was a grand labor-saving idea and one which everyone enjoyed. There were films from Europe, Bermuda, the Michigan lakes, California, Sea Island, and Cape Cod.

I didn't go to the kitchen once. Dicey brought out rolls and bottled drinks twice. No one had to bother with wraps as the weather was warm. There were no prizes to buy, no games to plan, because our guests entertained themselves. And it wasn't expensive when we considered that we had entertained fifty people for supper.

One of the best parts of the whole affair was sitting on the terrace half an hour after the guests had gone, with not a thing to do, with all the paper cups and dishes and trays burned, with no mountainous stack of dishes to wash, no napkins to launder, no silver to put away.

The party had been fun for me. And I knew it had been successful when John turned to me and said, "Now, that was my idea of a nice way to entertain. Let's do it every year on the same date."



Exasperating? No word for it. House topsy-turvy for a week . . . baby's schedule upset . . . expense—and for what? Bill, mad as a hornet, said "We've seen our last plaster crack. From now on we decorate with *Wall-Tex*."

I had never fully realized what a wonderful beauty-protector Wall-Tex is. The paperhanger says its tough canvas base not only keeps cracks from breaking through but also gives structural support to walls and discourages cracks from forming.

And here's a feature of Wall-Tex you'll really love—especially if you have small children. It's *honestly washable*. Dirt, grime, smudges wash off quickly and easily with soap and water. And Wall-Tex colors always look fresh.



Decorate *this fall* and enjoy the protective advantages of Wall-Tex through the winter. The enduring beauty of Wall-Tex will save you money. Over 200 distinctive designs are available in charming patterns you'll enjoy for years. Send for color portfolio and sample swatches—today!

WALL·TEX
DECORATIVE WALL CANVAS

MAIL COUPON FOR FREE BOOK

COLUMBUS COATED FABRICS CORPORATION
Dept. A90, Columbus, Ohio
Send me Wall-Tex portfolio with colorful illustrations, including Wall-Tex swatches.

Name_____
Address_____
City and State_____

Getting along with a little house

[*Continued from page 38*]

lowest shelf is left empty because the back of it swings open for easy tea-time serving directly from the kitchen.

After this first improvement, the living room took a whole succession of changes in its stride. We built in shelves at one side of the fireplace, and lowered and enlarged the small, high window over them, to give us a view of the garden. We put matching shelves at the other side of the fireplace, and a mirror to balance the new window and brighten this dark corner. We stored the big rug and the radio sports a phonograph attachment, for the whole family is dancing again. True, the space is small, but it often is in many of the pleasantest new dancing spots.

Turning to the diminutive dining room we found it bulging. While our backs were turned, our most frequent guests had gained weight and their children had grown as only today's children grow. So we let the living room take over dining room duties: the

Are you forever cleaning windows?

Do your windows seem to get dirty almost as soon as they're cleaned? Then you ought to try Bon Ami *Cake*. You'll find it leaves no oily film to catch dirt. Instead, it *polishes the glass* so it's sparkling and crystal-clear. It's easy to use. Rub a *thin* film of Bon Ami on the glass—then, wipe it off while still damp. And Bon Ami *Cake* is economical too—you'll be surprised how long one cake lasts!

Bon Ami Cake

leaves no oily film

"hasn't scratched yet!"

Burpee's Regal LILIES Immense, fragrant, white; easy to grow; guaranteed. Postpaid. **3 Bulbs 25c; 15 for $1.** *Burpee's Fall Bulb Book Free.* **3 BULBS 25¢**

W. Atlee Burpee Co., 105 Burpee Bldg., Philadelphia

White Rose

A STRIKING NEW MOTIF IN DECORATIVE ART POTTERY

CREATED BY ROSEVILLE

But three of the more than fifty delightful, sculptor-like pieces in this superb achievement of the potter's wheel. Three rich, dominant colors, softly blended — Coral, Autumn Brown, Sea Blue — harmonious in any setting. Ideal for gift occasions. Look for the name "Roseville" embossed on the bottom of each piece. Modestly priced at leading stores and gift shops.

SEND FOR FREE BOOK

Roseville Pottery, Inc.
Dept. A90, Zanesville, Ohio

Please send me your illustrated 24-page booklet on Decorative Art Pottery.

Name_____

Address_____

dining table and three meals a day. The dining room is now in constant use as an intimate sitting room, a card room, or as a tea-for-two setting. It even pinch-hits as an extra bedroom, as it fell heir to the living room sofa which opens into a bed. A Salem chest regularly used as a container for table linen and silver can be cleared for use as a dresser top at practically a moment's notice.

This new private spot for bridge or cribbage players relieves living room crowding.

The kitchen has been so frequently straightened out that it is most amenable. When we bought the house, two stationary tubs crowded a midget sink into one corner of the room. We tore these out and installed a sink of adequate size with a drainboard on each side. One drainboard is hinged and covers a single tub that is ample for home washing.

OUR new gas furnace gave us a cheaper rate, so it was logical to buy a gas refrigerator. But all regular models were too deep for our only location. It seemed as if the house was defying us again but we weren't daunted. We simply cut out the wall into the cellar stair-well, and framed an opening the exact size of the new refrigerator. This gives us an odd view of the rear of the refrigerator whenever we use the cellar stairs but the refrigerator service man was voluble with delight at finding it so "get-at-able." This year we have fitted in two more cupboards in the kitchen and a shelf under the range. Needing a kitchen coat closet, we installed a bar on the back of the cellar door with half a dozen coat hangers, and an oilcloth shoe bag on the cellar side of the same door for overshoes and galoshes. Slatted racks above the door frames take care of hats very nicely.

We always wanted a cellar play room but we figured "all space must pay its way all the time." Dozens of cellars have been turned into playrooms, but if ours wanted to be a playroom, it had to lead a double life. All winter long, when a playroom is most in demand, it had to store the porch chairs and glider. So our cellar became the porch of a mountain cabin in the Adirondacks. We built a rustic rail around three walls of the cellar, installed canoe paddles, trout rods, hip boots, a pack basket, duffel-bags, golf bags, and tennis rackets between the railing and the wall and had the family artist paint mountain scenery on the walls with a very free hand. Marcy, McIntyre and Haymaker are there for those who care to see, also Bullhead and Snowy Mountain with Indian Lake in the foreground. An awn-

Leading decorators say

"HAVE YOUR TABLES IN HARMONY" MAKE YOUR SELECTIONS FROM . . .

Imperial's MASTERS *Group*

BARRIE Occasional Table. Made of mahogany with four-piece matched swirl mahogany top. 18th century English. $34.50* With leather top $37.50*

SHIELDS Cocktail Table. Made of mahogany with inset glass top. One drawer. 18th century English influence. $27.50*

You can add the true "decorator touch" to your home *so easily* with selections from Imperial's new MASTERS Group of 12 beautiful mahogany tables. Smart, practical, distinctive — these fine tables harmonize perfectly with each other and most leading styles. 12 popular types are included. Do see the MASTERS Group soon at your dealer's.

**Slightly higher at distant points.*

IMPERIAL FURNITURE COMPANY
Grand Rapids, Michigan

IMPERIAL FURNITURE CO., Grand Rapids, Mich., Dept. 9A.
Enclosed find 10c for which send me your new illustrated booklet, "The Choice and Use of Tables."

Name_____

Address_____

City_____ State_____

The DETAILS make the DIFFERENCE in *Quaker Net Curtains*



1 Ready-to-hang heading saves time and trouble. Many Quaker curtains come in five lengths to fit windows without alteration.

2 Matching finished hems on both side-edges of many styles make a handsomer appearance. Good, too, without draperies.

3 Quaker net curtains launder better, hang straighter, wear longer; wherever two threads cross, a third ties them in place.

4 Patterns for every decorative plan . . . with charm that will add dignity to your room. Illustrated is Style 2271.

They're as beautifully made as your nicest dress, and as distinctively yours! For there are so *many* Quaker net curtain styles, so many sizes, so many colors and textures that you can carry the decorative scheme of your rooms to a brilliant climax.

See the traditional Brussels patterns, the handsome Tuscans, shimmering Crystalace. See the many others at your favorite store. $1 to $8 a pair, 80¢ to $4 a panel. Be sure to look for the name "Quaker" It means quality, service, value.

WINDOW WORRIES?
End them with this book

Chock-full of decorator tricks for dramatic windows. Ask for booklet 9A. 34 pages, 40 photographs. Send 10¢ (stamps or coin) to cover mailing costs.
QUAKER LACE COMPANY
330 Fifth Avenue, New York

QUAKER FOR QUALITY LACE DINNER CLOTHS • NET CURTAINS • SILK STOCKINGS

Free DECORATORS' CHART
Shows many different color schemes of rugs, drapes, upholstery, etc., for various rooms and gives the right color of wall for each scheme. Just mail coupon.

LUMINALL PAINT

gives your rooms that Smart New Look

MAKES YOUR HOME FURNISHINGS LOOK THEIR VERY BEST

● This marvelous flat wall paint does more for your rooms and furnishings because it has truer color values and gives better lighting effects. Its one coat coverage saves money.

LUMINALL is the casein-binder paint. Hence the pigments are not obscured or distorted. That's why the color values are truer—why its lighting efficiency is so much higher—that's why it cannot "yellow" with age.

If you cannot make needed replacements of expensive rugs, upholsteries, drapes, then make them look their best by painting walls and ceilings with LUMINALL! Less expensive than ordinary paint.

Costs Less, Too

You'll be delighted with LUMINALL'S amazing economy due to its one coat coverage, a big saving in labor and paint. Thins with water. Odorless and dries in 40 minutes. Makes redecorating quicker and more pleasant.

Use LUMINALL on the walls and ceilings of your best rooms for its greater beauty and decorative effect; use in halls, closets, attic, and basement because of its economy and for better light. Recommended by your master painter for its splendid paint qualities. Sold by an authorized dealer near you.

LUMINALL

for All Interiors

NATIONAL CHEMICAL & MFG. CO.
Dept. B, 3623 South May St., Chicago

☐ Send FREE Decorators' Chart as advertised.
☐ Send FREE literature on "*Outside*" LUMINALL, the sensational new synthetic resin paint for exterior of brick, stucco, or concrete.
☐ For 10c enclosed, send your de luxe "Short Course" in interior decorating with rooms shown in full color. 3rd large printing. Has coupon good for cash on LUMINALL purchase.

Name_____

Address_____

ing roof is stretched overhead to cover the usual network of cellar pipes and the Christmas tree lights are "stored" by being strung along behind this awning's edge. One circuit, made up entirely of blue bulbs, produces a remarkable moonlight effect, while brighter illumination comes from flame bulbs in ordinary country-store lanterns.

By changing to an automatic heating system we gained room for a shower stall, toilet, and lavatory in the basement. Nothing helps a little house more than a supplementary bathroom, and how convenient it is to return from a swim at the beach via that basement shower!

The guest room has really been tractable. True, some effort had to be made to fit the furniture into it. We found that cutting down footboards makes beds look much more at home in tiny rooms. We found that modern small-size radiators give off just as much heat, and a lower, narrower radiator allowed us to place a dressing table over it. This room needed convenient storage space for suitcases and extra blankets. Since the head of the stair-well leading to the second floor was so much waste space there was still plenty of room there for a large cupboard if we could only get at it from the guest room. Remembering our experience in the kitchen with the refrigerator we tried to find a similar solution. There we had opened up a wall into a cellar stair-well and this was just another wall and another stair-well. But one thing stood in the way. The door to the room opened back against the wall where cupboard doors would have to be. By changing the swing of the bedroom door into the hall we found that we could build this last cupboard.

For a feeling of spaciousness bays and window seats are invaluable in bedrooms. They make the shining Hudson and the changeable Palisades part of our days and evenings instead of something which we could glimpse only occasionally. The charm of its bay was at the root of the changes in the remaining bedroom of our house. This room was a pleasant place to read, write and sew, yet in winter it was often far too cold. So another small narrow radiator came to replace the bulky old one, and a second long low radiator was run along under the window seat in a cane-meshed enclosure, painted to match the woodwork. That made the room a joy all winter, but complaints still went up. Too hot in summer and too cramped all the time! It seemed like a good idea to tear out the two closets and build on a sleeping porch, which would include a dressing room and larger closets. It still seems like a good idea, but so far we have not found bids or drawings to suit. Meanwhile, much of the difficulty has been removed. We have installed a large attic fan and ventilators open in the ceilings of one closet in each bedroom. At sundown, if necessary, the closets are opened, bedroom doors closed, and the fan is turned on. At bedtime we find rooms as fresh and cool as the outdoor evening air. The very young no longer have to wait for it to be "cool enough to go upstairs to sleep." The attic fan sends them off to bed at the regular hour.

Much of the cramped feeling has been helped by rearrangement of furniture. Originally a corner dressing table, a chest of drawers, and a long cedar chest, crammed with woolens, stood against the one open wall under a window. Since we could not give up that cedar chest and there was no other floor space for it I finally decided that it could be up-ended and fitted up as a closet within the linen closet. There it stands now with three built-in shelves, holding as much as ever. A highboy (more than doubling the former drawer space in the room) replaced the corner dressing table. And where the cedar chest once stood stretched under the window, a new shallow dressing table stands, with a low dressing table chair hiding under its full skirt, waiting to be pulled out whenever needed. An "under the bed" cedar chest which rolls out at the touch of a finger eases the last bit of storage pressure.

Now I understand why they teach geometry! This is more fun. Last week everything was done and we sighed with relief and felt sure we could squeeze no more space or create better arrangements in any small house. Then it rained all day Sunday, and I began to wonder whether it wasn't time to turn the dining room back into a dining room again.

Why some people never get "STUNG"



1. To Most People the "good old summertime" is simply dinner-time for mosquitoes, gnats and similar stinging pests. But some people *never* get "stung." They've learned *how* to combat the insect plague.

2. They've Found a New Insect Repellent that really repels! A bland, pleasantly scented lotion that's not greasy, messy or irritating. You just rub it on—and watch insects buzz off.

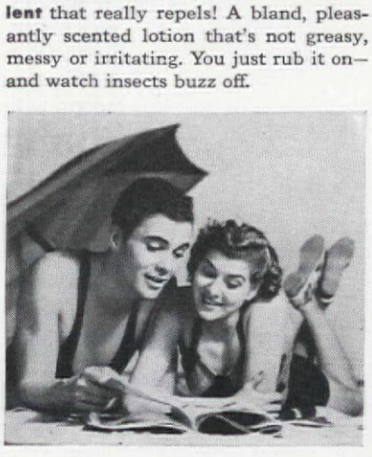

3. Its Name is "Sta-way" and it's the result of four years' research by eminent entomologists. Tested and pronounced "perfect" by thousands of people. At drug, hardware and department stores—only 35¢. Try it!

INDOOR comfort OUTDOORS

STA-WAY

TRADE-MARK

INSECT REPELLENT LOTION

NATIONAL CARBON COMPANY, INC.
Unit of Union Carbide and Carbon Corporation
UCC
The word "STA-WAY" is a registered trademark of National Carbon Co., Inc.

You ought to . . .

[*Continued from page 4*]

"Well, you've plenty of room there; you ought to have a disappearing stairway," he says and goes on to describe and explain disappearing stairways at length lest we be ignorant of their very existence. He cannot know that we are planning to have one installed shortly because we don't break in upon his dissertation to tell him so. He is obviously happy to be enlightening us and if he ever comes back after it is in I know he will say, "Oh, I see you finally took my advice about that attic stairway."

We are thoroughly aware that our house, being rather old, offers

countless opportunities for improvement. Nevertheless we are not dissatisfied with it as it is until people start pointing out to us all the latent possibilities which we are presumably overlooking. We always used to respond earnestly to these suggestions with explanations of why we hadn't done or never intended to do what was proposed. Or else we hastened to make known the fact that we had already planned to do that. But finally we had a family session and decided on a response that would neither antagonize the well-meaning (I suppose) acquaintance nor commit us to any course of action. Now even if someone should say, "Your house is charming but you really ought to tear it down and build it over again," we'd remember to summon our best expressions of enthusiastic interest and say, "*That's* an *idea!*"

And one for you—

[*Continued from page 31*]

requires continuous thought and ingenuity, as well as friendly contacts with local papers.

Check last-minute arrangements with the hotel manager. Find out exactly what the rental includes as to help from the staff, checkroom service, carpenter or electrician, and just when the decorating people can get in to do their work. If it should happen that a party is scheduled for the ballroom the night before the carnival, and everything must be done in one morning, measurements must be accurate and first decisions final. Make it clear that once arrangements are made, they are expected to stand. For his part, the manager will think that women are fussy and will not consider the addition of a foot or two to a counter of any consequence unless you make him understand that it is. Nor can the booths be switched about. The jelly booth should be near a floor plug so that there can be lights on the display shelves. A 40-watt light bulb in the center of each shelf puts life and lure into glasses of jelly.

Engage a clean-up man to be on duty from the time the doors open until the last stragglers have gone. He will serve other uses besides keeping the floor tidy.

The week before the benefit will be a busy one for everybody. Gather in the harvest, everything from play-suits to piccalilli. Paint jelly tops, label jars, fix prices, and tie Cellophane. For peace of mind, engage a room in the hotel and move articles in the night before. The day of the carnival will then dawn on a calm and ready organization. Come who may there will be entertainment and pur-

A HOLLAND ENGINEERING AND INSTALLATION EXPERT

.. to give you today's MAXIMUM in LOW COST HEATING COMFORT

PERFECT HEAT IN EVERY ROOM GUARANTEED!

● So simple to put in a furnace, many believe. A "big stove" in the basement—pipes to wherever you want heat and there you are! True that provides heat after a fashion. But it's usually inadequate and also leads to much more furnace tending, excessive fuel bills and frequent repairs.

Not so the Holland way! By an intensive room-by-room analysis of your home, Holland's own engineer learns the exact heating capacity you need. He then plans a system with a scientific reason for every detail and submits it to senior engineers at the factory. Finally, Holland's own trained men make the installation exactly as planned.

UP TO 3 YEARS TO PAY

No wonder a Holland System needs so much less fuel—less furnace tending—fewer repair bills! No wonder *perfect heat in every room* is so positively guaranteed *by the factory!* Yet, part for part, and size for size, a Holland costs less than any other. You virtually buy on your own terms, too; up to three years to pay! Why not get full details? Call the factory branch listed in your phone book or mail the coupon below.

HOLLAND FURNACE COMPANY
HOLLAND, MICHIGAN

World's Largest Installers of Home Heating and Air Conditioning Systems

HOLLAND FURNACE COMPANY, Dept. AH-9—Holland, Mich.
Please rush me full information about subjects checked on the right.

Name.....
Address.....
City.....*State*.....

- ☐ Holland coal burning furnace
- ☐ Automatic Furnace Air Conditioner for Oil or Gas
- ☐ Automatic Oil Burners
- ☐ Automatic Stokers
- ☐ Free Furnace Inspection

New Ultra-refined
CLOROX has FOURFOLD EFFECTIVENESS ...fourfold value for you!

BLEACHES • DEODORIZES • DISINFECTS
REMOVES NUMEROUS STAINS

NOT JUST ONE, but four important services are yours in Ultra-refined Clorox! It bleaches, removes numerous stains, deodorizes ... AND it disinfects—a priceless service, assuring greater health security in laundry, kitchen, bathroom.

And Ultra-refined Clorox brings you exclusive values obtainable in no other product. It is free from caustic and other harsh substances ... extra-gentle on cottons and linens, intensified in germicidal efficiency.

Ultra-refined Clorox is pure, safe, dependable. It is making housekeeping safer and easier in millions of homes and is effective yet gentle in its many personal as well as household uses. Simply follow directions on the label.

Copr. 1940, Clorox Chemical Co.

NEW! SLENDERIZED BOTTLE WITH EASY-OFF CAP!

"When it's CLOROX-CLEAN it's hygienically clean!"

AMERICA'S FAVORITE BLEACH AND HOUSEHOLD DISINFECTANT
Ultra-refined
CLOROX
FREE FROM CAUSTIC
and other harsh substances!

chases for all: a cup of tea and a look around for the merely curious; novelties and surprises for friends of the cause. Given time, adequate supervision, and a sufficient number of enthusiastic contributors, you cannot fail to exceed your original goal. The particular carnival from which these suggestions were taken netted a little better than double the amount of our expectations.

These figures represent amounts cleared at a city carnival last November. Each booth paid its own expenses.

Entertainment (fortune-tellers)	$41.75
Picture-taking booth	58.00
Chances	422.65
Flowers	95.45
Games	179.81
Baked goods	188.83
Needlework	381.43
Jelly	71.08

Fresh color, fresh details in a modern home

[*Continued from page 16*]

well treated outside. The two bedrooms, bath, and front entrance are under one roof, the kitchen and living-dining room under another, the garage under a third. All roofs adjoin but their distinct lines and soft brown color are effective, especially as a top to the pink walls built of flush wood siding laid horizontally. These walls and the windows set in them have special interest. Carried right around house, garage, and garden, the walls are divided into four horizontal bands with three salmon pink boards in each band and a narrow wood dividing strip. The wood strips are painted Chinese red with an overglaze of gray, the same color used for doors and window sash, and they are carried from corner to corner of the house, right through garage doors and windows too. There is a built-up, red-gray cornice to cap the walls. Only one size of window sash is used, a transom-like unit with a single light of glass. It lends itself to varied uses by arrangement in single or double units or in the groups of three or four units such as the living room and kitchen bays. Some of the individual sash swings out to provide sufficient ventilation in the rooms but much of it is fixed. The rear terrace is a particularly satisfactory scheme, too, made up of nothing more than a cement floor laid in squares with a wall fence protecting it on side and the overhang of the house roof and a gay summer awning on posts partially protecting it overhead.

Building Data:

Basement: Recreation room, laundry facilities, and heating plant under living-dining room. *Walls:* Exterior—flush cedar siding and moulded cedar cornice. Interior—Edge grain fir boards, laid horizontally, carefully sanded, shellacked and waxed, nailed to studding with copper-headed nails, on vestibule and living-dining room walls. Edge grain fir boards laid horizontally but painted white are used on the bedroom and hall walls. Hard plaster board used for kitchen walls, insulating board for garage walls and ceiling. Insulating board tinted white is also used for ceilings of bedrooms, hall, and living-dining room. *Flooring:* Block oak parquet waxed over a dark stain. *Roofing:* Cedar shingles laid three inches to the weather, stained a soft brown. *Exterior color scheme:* Brown roof, salmon pink walls, mouldings, cornice, doors, and sash of Chinese red with an overglaze of gray. *Special features:* Living room fireplace walls of sheet copper, hearth of marble. *Bathroom:* Walls and floor of marble slabs, trim of Venetian red marble. Plaster board ceiling in warm cream color. *Kitchen:* Floors and counters of linoleum, built-in wall and base cabinets, cold closet, broom closet, ironing board. Refrigerator and range. Entire room in attractive light cream color. *Heating equipment:* Hot air system, gas fired.

Is Yours a Home-Hungry Family?

Answers to questions that will help you save money—facts about planning, financing, building, buying, etc.

Do you want to know how to own a home, how to be sure about the steps you take toward home ownership whether you buy or build? This 116-page book will guide you in avoiding mistakes and in saving money!

"How to Have the Home You Want" is for families who want their own homes. Besides sound advice on selecting property and neighborhood, it gives you straightforward facts about budgeting and financing—ideas on planning kitchens, bathrooms and other rooms—tips about equipment and decoration.

OUTSTANDING REFERENCE BOOK

Building authorities—editors, writers, architects, builders—say "probably the finest book ever prepared to help families buy or build homes wisely."

"How to Have the Home You Want" tells you about research in home construction—how the United States Gypsum Company has developed better, safer building materials to give your home added fire protection and comfort.

GET THIS BOOK NOW!
Ask your local USG Dealer or mail this coupon. It costs only 10c to cover mailing and handling, but may save you hundreds of dollars

UNITED STATES GYPSUM COMPANY
—where research develops better, safer building materials

United States Gypsum Company, Dept. 50
300 W. Adams Street, Chicago, Illinois

Please send me your book "How to Have the Home You Want." I enclose 10c (coin or stamps).

*Name*_____

*Address*_____

*City*_____ *State*_____

AH-9

We don't walk out on it any more!

[*Continued from page 19*]

leave the thumbtacks right in place as we take down the tie-backs.) This cleaning pays because the dust that accumulates during the winter isn't in it with the dust of one day's living in a house, particularly if the house is an old one.

We also scrub all the counters and other places where food has been. Mice and rats spend no time on crumbless shelves, but they are like the fabled billy goats at eating cartons to get at cereals and other food. And we have found to our great dismay that they positively banquet on cakes of toilet soap, wrappers and all.

When you are sure that the stove won't be lighted again for any purpose, paint it to keep it from rusting and to give the paint a good long time to dry. It's a pleasure to find a shiny stove in the spring. At the same time take the wicks out of all oil stoves and set them in a dry place. A tin can is as good a storage place as any. If you take care of the wicks in this way, they will be good for a much longer time.

The water pipes should have your next attention; they must be emptied and shut off. At the

REAL LOG HOUSES
True to Type

MAKE your dream come true . . a rustic, sturdy, weathertight log house with modern comforts for year 'round or seasonal use . . . a distinctive country home or vacation retreat. The exclusive "P&H" method now offered in two types to fit your budget—DELUXE construction and the NEW

P&H Economy Unit Type

Full round Western Red Cedar logs properly seasoned, cut and fitted at the mill, ready to erect. Individually planned to your desires. We cooperate with your architect or provide complete planning and building service.

Send 50c for P&H Manuals "REAL LOG HOUSES" DeLuxe and Economy Unit Types

Valuable guides to log house planning, containing floor plans and pictures of various sizes and types of completed "P&H" Log Houses. To partially cover publishing costs, send 50c stamps, coin, money order or check.

PAGE AND HILL CO.
1075 Plymouth Bldg., Minneapolis, Minn.
771 Hudson Terminal, New York, N. Y.

More THAN JUST A FIREPLACE



- Circulates Heat
- Cuts Fuel Costs
- Will Not Smoke

Build a Heatilator Fireplace and get more than just decorative beauty. For the Heatilator Fireplace actually circulates heat. It works on the same principle as a warm-air furnace—heats the entire room and even adjoining rooms.

Proved all over America. Thousands of owners report that it cuts dollars from fuel costs. That's because it takes the place of wasteful furnace fires on cool spring and fall days. Ideal for quick, thorough heating of basement rooms. Camp owners say it makes camps usable weeks longer.

WILL NOT SMOKE

Concealed inside the masonry, the Heatilator is a double-walled steel form around which *any style of fireplace* may be correctly built. It eliminates the usual causes of smoking. Saves firebrick and other materials. Write today for complete facts about this proved fireplace.

HEATILATOR COMPANY
419 E. Brighton Ave.,
Syracuse, N. Y.

HEATILATOR *Fireplace*

same time, take another look around to make sure that there are no bottles of liquids which may freeze, crack, and then drain all over the shelves when they thaw out. A bottle of window wash, inadvertently overlooked, made a nice green stain in our house last year and taught me a good lesson.

Taking the advice of an authority on the subject, we leave the piano wide open so that it will have all the air circulation possible. We were told that, if it is left closed, the dampness is allowed to settle inside and swell the action parts. Along with the piano, leave the refrigerator open, after cleaning it well. This keeps it smelling fresh and prevents it from becoming moldy.

These last few chores, of course, are attended to by the "lady of the house" while the head of the family is removing the screens, boarding up the windows, and nailing down the bulkhead.

All set? The doors all locked (with labels for all the keys), you can set forth, as we do, with the assurance that when you come back in the spring the old place will be shipshape, ready to be moved right into after nothing more than a good airing and surface washing.

And, finally, a small effort on our part—and one which is repaid many times over—is to make sure that we know the correct names and addresses of the neighbors who have been kind to us all summer. We like to send them cards during the winter to let them know that they are not out of our minds just because they are out of our sight.

Seclusion in a Westchester suburb

[*Continued from page 36*]

chairs in the formal garden. Thus the view from each extremity would be pleasing, and as long a path as possible would wind from one remote corner of the estate all the way to the other.

First came the building of the wall. Luckily we were able to engage the services of the Italian who had laid the bricks of the house—over-baked bricks, some blue-black and uneven, laid with planned irregularity; no easy thing to duplicate. But he was an artist and took enormous interest and pride in the job and in building the pool, too.

When the wall was up, bare, stark, and six feet high, I must confess to my only qualms over the whole project. Was it neighborly to build a wall? Would I ever be able to make the approach to the house along the street attractive, inviting, and friendly? I

for CLEAN CONVENIENT FULLY AUTOMATIC HEAT... CHOOSE A *Good Oil Burner!*

Webster Electric Company, Racine, Wisconsin (S-4)
Send me your FREE booklet "How to Choose a Good Oil Burner," which contains illustrations and other data which will enable me to buy wisely.
Name.....
Address.....
City.....State.....

This FREE Booklet Tells How



BE SURE THE BURNER YOU BUY HAS THE WEBSTER ELECTRIC UNITS SO VITAL TO DEPENDABLE OPERATION

Imagine an automobile without an efficient carburetor and ignition system—then try to picture the unsatisfactory performance of an oil burner without a dependable Fuel Unit and Ignition Transformer!

These two vital parts are essential to the good performance of any burner. There are many good oil burners—and oil heat is clean, convenient, and fully automatic—always ready and reliable.

The Webster Electric Fuel Unit and Webster Electric Ignition Transformer are generally to be found on many of the good oil burners.

Most burner manufacturers entrust this job to us because of the precision required in the manufacture of these two important parts.

When your dealer says "This burner is Webster Electric-equipped" accept it in full confidence that that oil burner is a good burner—efficient and reliable in performance and inexpensive to operate.

This company does not build oil burners—only oil burner parts.

WEBSTER ELECTRIC COMPANY, Racine, Wis., U. S. A. Established 1909. Export Dept.: 100 Varick St., New York City. Cable Address: "ARLAB", New York City

Webster Electric

"Where Quality is a Responsibility and Fair Dealing an Obligation"

MANUFACTURERS OF IGNITION TRANSFORMERS AND FUEL UNITS FOR OIL BURNERS • TELETALK INTERCOMMUNICATION AND PAGING SYSTEMS • POWER AMPLIFIERS AND SOUND DISTRIBUTION EQUIPMENT • RADIO PHONOGRAPH PICKUPS

SAFE!

NEW DISCOVERY

For WORMING Your Puppy or Dog Without Danger of TOXIC POISONING!

Thanks to the NEW Glover's *Imperial* Capsules, the danger of toxic poisoning and violent after-effects from worming your pet is at last removed. This was never before possible in a worm medicine! They not only safely expel Round Worms (Ascarids) and Hook Worms, but also Whip Worms—all THREE! Think of the ECONOMY—only 25c!

FREE DOG BOOK—Write Glover's, Dept. 5, 460-4th Ave., New York.

ONLY 25¢ GLOVER'S *Imperial* CAPSULES

For Carefree Floors!

- NO drudgery
- NO polishing
- NOT slippery
- Wear resistant
- Water resistant
- Lasts for years

Pratt & Lambert-Inc., Buffalo, N. Y.

TIME DEALS GENTLY WITH PRATT & LAMBERT PAINT

A Beautiful Kitchen
ESPECIALLY FOR YOU

Now you can have a kitchen that expresses your own personality...with beautiful cabinets, harmoniously arranged. Kitchen Maid Units are of wood, metal and newest compositions—each where it serves best. Twelve attractive colors—factory finished. Send today for FREE copy of *"Things To Know Before Planning A Kitchen."*

KITCHEN MAID CORP., 309 SNOWDEN ST., ANDREWS, IND.

KITCHEN MAID
STANDARD UNIT CABINETRY

Free

32-PAGE BOOK tells how to

Make Your Home Lovely and Comfortable with

INSULUX Glass Block

Insulux admits light, saves heat

IF you plan to build or remodel, get this book that shows how to make *your* home more charming, distinctive and livable with Insulux Glass Block.

Insulux Glass Block bring cheerful, diffused daylight into your rooms, hallways, kitchen, bathroom, basement and garage . . . yet give perfect privacy. Each Insulux panel adds to your home's beauty, inside and out.

There are practical, thrifty reasons for using Insulux. These hollow glass block, 3⅞ inches thick, have high insulation value that helps lower heating bills. Insulux keeps out dust and soot . . . deadens street noise.

Let your architect plan you a better, lovelier home with Insulux Glass Block. Owens-Illinois Glass Company, Insulux Division, Toledo, Ohio.



OWENS-ILLINOIS

INSULUX Glass Block

MAIL THIS COUPON

Owens-Illinois Glass Company
Insulux Division, Toledo, Ohio
Gentlemen: Please send me the free booklet telling how I can use Insulux Glass Block in my home.

AH940

Name_____

Address_____

City_____ State_____

didn't want the passer-by to be able to look in, but I wanted him to feel he'd like to. So the back of the wall was soon covered with Boston ivy, with a myrtle bank in the shade below it; a privet hedge was planted on the far side of the driveway; the long four-foot front bank above the sidewalk was covered with large flat weathered stones and the interstices planted with Euonymus radicans and English ivy, and prostrate juniper was set to flank the front steps of gray stone over which fall sprays of ivy. At the more informal end of the garden the ivy and euonymus gave way to honeysuckle, which soon overran the stones in great profusion. So the bank is firm and green the year round. Its few large rocks we did not disturb as their varied forms were pleasing.

As the house was set snug and low to the ground with just two shallow brick steps up to the front door guarded by a towering and beautiful scarlet oak, there was no need for "foundation planting" except for two low junipers, one on either side of the doorway, and touches of English ivy under the windows. After we had leveled off our rectangle, brought in our dogwood tree, set the arborvitae hedge along the top of the bank with a little mass planting at the two ends to make the third wall of our outdoor room, the rest was a matter of setting stones for paths, edging with low boxwood, making little plots of lawn, placing a wisteria vine in the corner to clamber over the wall, mounting a stone head of a Mayan goddess of the maize over the pool, and setting out a jar or two here and there and some iron furniture under the tree.

THE flower garden is perhaps like many another. We edged it with bricks against a background of privet (which marks the boundary), bridal wreath, and barberry. We planted it thick with spring bulbs and a few fall flowers and set in a little white lilac bush and two or three dwarf evergreens. There is a gray rocker-bench from Vermont with a rack for a baby, a stone bird bath, a little curved path of single stepping-stones overgrown now with veronica, thyme, and violets. Our tulips are pale yellow (like the Rosa hugonis beside the bench), fawn, dark red, and lavender. Then there are clumps of anchusa, Jacob's ladder, lots of white and purple crocus, lilies, of course, and different annuals each year.

We soon realized that our doors were open so much that the glimpses of the interior from the garden were almost as important as the views of the garden from the windows. So I saw to it that the dark reds and deep blues of

Their Comfort . . Their Home *Protected* This Positive Way!

● So many different kinds of insulation on the market . . . so many different types to choose from. How can you be SURE that the insulation you choose will give you lasting comfort . . . lasting protection from high fuel bills . . . complete satisfaction in every way?

Balsam-Wool—the lifetime insulation—offers you certainty of satisfaction. In 250,000 homes, Balsam-Wool has PROVED that it continues to bar out heat and cold . . . that it keeps on cutting fuel bills . . . that it will not settle . . . that it is windproof and highly fire-resistant . . . that it has proved resistance to moisture. Constantly improved, it is better than ever today!

Get Comfort the Quick Way in Your Present Home!

In homes already built, Balsam-Wool applied in the attic provides increased comfort and reduced fuel bills at amazingly low cost. Easily installed, Balsam-Wool attic insulation is backed by a money-back guarantee. Take the sure way to insulation satisfaction—mail the coupon for information about Balsam-Wool!

BALSAM-WOOL

The Lifetime Insulation

WOOD CONVERSION COMPANY,
Dept. 114-9, First National Bank Bldg.,
St. Paul, Minn.
Gentlemen:
I want to know more about Balsam-Wool for:
☐ New Construction ☐ Remodeling
To assist us in giving you special information, please check: I am a home owner ☐ renter ☐ architect ☐ student ☐ contractor ☐

Name _____

Address _____

City _____ *State* _____

my linens and chintzes were harmony with the red brick, a that a curtain blowing out of open window was pleasant to lo at. The tiny house was decorat with a thought to the harmony adjoining rooms anyway and the outside we kept to one col a warm gray for shutters, gard furniture, and pottery.

There was one more spot, a l tle patch of ground beyond t apple tree and the porch, abo twelve by fifteen feet, backed against the kitchen wing. This made into a courtyard, with me ories of Charleston where so oft one sees practically no space all made interesting by just t right use of brick and stone a vine and potted plant. So o kitchen window overlooks a r brick floor with grass betwee surrounded by small pines, spruc and hemlocks, andromeda, a lar white azalea and rhododendro with a bordering carpet of myrt and English ivy. A lattice ove grown with silver lacevine and cypress gate screen the backyar A potted gardenia and a litt lemon tree, a small iron figu holding a bird-bath, a tave chair and small table, and a j or two complete the picture. A the courtyard looks up at a kitc en window hung with brown a eggshell chintz.

In the back yard (triangul minute and manifestly design solely for hanging out the clothes we laid a stone floor interspers with faithful sedum, edged t paths with brick, and set o bright forsythia, azalea, hyacint and a luxuriant wild grape vi that clambers over the garag The yard boasts one tree—a t dogwood which lifts its branch toward the bedroom windows.

Last, and least of all, the sma est patch of garden lies along t driveway, constantly shaded a given over to woodland plan collected by juvenile horticultu ists. Somehow there is room f fern, bloodroot, hepatica, violet dutchman's breeches, and coun less others, and, amazingly, f new varieties each spring.

A word about a few of o garden's most distinguished vi tors. Blue jays daily perch fence and gate, shrilly screami to be admired; woodpeckers ha mer in the pecky-cypress beam a pair of thrushes spend the summers there, and black squi rels chase up and down the oa One spring day when a scarl tanager lit among the white bl soms of the dogwood, I felt th the picture would not be so surpassed; but some nights la I wondered if it hadn't when looked out the grilled window the front door to see a litt golden screech-owl on a twig the big oak glowing in the lig of the lantern overhead.

WHITE
Beauty
for the house you're proud to own

hite's the style in paint today. r the *whitest* white you ever saw, use bot's DOUBLE-WHITE—made by our tented Collopaking process which gives greater hiding power and longer life.
FREE—*The Little White Book*
ntains helpful information. Shows pictures of ny prize-winning houses painted with Cabot's OUBLE-WHITE, *Old Virginia White,* and oss Collopakes (colloidal paints). Write for ur copy today. Samuel Cabot, Inc., 1235 Oliver ilding, Boston, Mass.
Cabot's
DOUBLE-WHITE
nd Gloss Collopakes
The Colloidal Paints

MODERN HOMES
at mill prices

NEWPORT — 7 Rooms and Bath (Materials) $2518
Y DIRECT FROM MILL at est wholesale prices. One order s your home complete. *No extras!* Over ,000 people live in Gordon-Van Tine Homes. MOUS READY-CUT SYSTEM—Saves you % in labor, 18% in lumber waste. Brings the ings of modern production methods to home ilding. Iron-clad Guarantee insures satisfaction. TRACTIVE MODERN FEATURES—Skillly arranged floor plans, sunlight kitchens nned to save time and steps, cheerful dinettes, dern bathrooms, and many other modern feaes mean more comfort and less work for the sewife.
H. A. LOAN PLAN—Gordon-Van Tine expert visors will give you full information about this eral loan plan.
ILDING MATERIAL CATALOG—5,000 ilding Material Bargains. Everything for fix- work—at money-saving prices. *FREE Everyere!*
BOOK OF HOME PLANS
Free If you live in Illinois and Iowa. (*Other states send 15c for mailing costs.*) Brings you very latest home igns, exciting new features, ecifications, valuable money- ing building information.

Gordon-Van Tine Co.
rld's Largest Specialists in Home Building Since 1865
1896 Case Street, Davenport, Iowa.
Check books wanted: ☐ Homes, ☐ Farm Buildgs, ☐ Building Material Catalog.
me.....
dress.....

New England Colonial comes to the Midwest and Far West

[*Continued from page 32*]

light at this entrance, too, which provides as bright a welcome at night as you get in the daytime from gleaming white trim and siding, the pinkish stone wall and the terra cotta shutters.

There aren't too many variations possible in the floor plans of a regular, rectangular house and to avoid the cost of partitions and cutting space up too much it's best to lay out a simple plan. The arrangement of living room on one side of central hall with dining room and kitchen on the other, with bedrooms upstairs following the same scheme, is a sensible, space-saving one. Following this plan, this home was designed to satisfy the living demands of a family of five, and it includes four bedrooms and two baths, a comfortable number found all too seldom these days in a center-hall house 35'-0" wide by 27'-0" deep.

In the living room, general interest and the informal furnishings naturally center around the broad Colonial mantel. Flowered fabrics for draperies and slipcovers, a soft gold sofa, maple-colored rug are fresh and gay against the gray, millpond design wallpaper. Plug-in strips provide electrical convenience outlets all around the living room baseboard. The dining room across the hall has a Colonial figured wallpaper with a yellow background above a white, paneled dado for its northeast location. Yellow is also used for the painted kitchen walls and forms the background of its floor linoleum, which has blue and red squares. Wall and base cabinets here are white and curtains are white with a red design. A ventilating fan with a grill in the kitchen wall and a duct leading to an outside wall is also included. The powder room, finished in blue, completes the first-floor facilities.

UPSTAIRS, the master bedroom is the largest room and has wallpaper with white flowers against a light blue background. Maple furniture stands out nicely against this and against a dark blue rug. The room over the dining room belongs to the sons and heirs and is papered in a tan ship design and lighted by a nautical fixture. The small daughter's room, done in delicate peach, is the smallest room, appropriately enough, and it connects directly with the master bathroom. This bathroom has a built-in glass shower enclosure, while the front bathroom tub includes a shower fixture. The two bathrooms, so essential for a fam-

"Wait 'til she sees our new BENCH BATH!"

"Now I can have Sue here with the children—and not *blush* at the looks of our bathroom—
"When I first decided our old tub was a family skeleton, Bill shook his head—
"But he scouted around and came home all smiles—

"'Look!' he said. 'We should have done this *years ago.* I thought a new bathroom would be expensive but wait 'til you hear how little it costs'—
"So now we have a smart Kohler matched set—bath, lavatory and closet—and the bath is a gem—a BENCH BATH—
"The rim is wide, making a useful six-inch bench. The side is low, less than sixteen inches from the floor—so easy to step over—
"The bottom is flat for safe showering—still the end slopes like an easy chair—
"And all for so little money! Next month we're putting in a *grand* new kitchen sink—a Kohler sink, of course."

THIS IS IT! Kohler's new Cosmopolitan BENCH BATH—shown with matching Hampton lavatory and Wellworth closet. There are many other styles to choose from—a complete line of fine fixtures and fittings for bathroom and kitchen.

The Kohler name is a hall-mark of smart design, careful craftsmanship and EXTRA VALUE. Kohler Co. *Founded 1873.* Kohler, Wis.

MAIL THIS CONVENIENT COUPON NOW. ASK ABOUT OUR EASY-PAY PLAN.

Please send your colorful 24-page book showing new plans and color schemes for bathrooms and kitchens. Address Kohler Co., Dept. 1-M-9, Kohler, Wisconsin.

☐ I plan to build ☐ I plan to remodel

*Name*_____

*Address*_____

BLACK FLAG
INSECT SPRAY
KILLS
FLIES - MOTHS
MOSQUITOES
QUICKLY • EASILY
Protect your home from these insects with BLACK FLAG. Strict laboratory testing assures uniform killing power. Pleasant odor. Economical to use.
SOLD AT DRUG, HARDWARE, GROCERY, 10c STORES

Lovely Floors
WITH LESS WORK
Don't rub—don't polish—just apply Old English No Rubbing Liquid Wax. It DRIES to a lustre on floor or linoleum. Protects from wear.
OLD ENGLISH
NO RUBBING WAX

BUY "3-IN-ONE" OIL! IT COSTS YOU LESS TO USE THE BEST
3 IN ONE HEAVY BODY OIL
3-IN-ONE OIL
Lawn mowers, electric fans, electric refrigerators, washing machines—these need the protection of "3-IN-ONE" HEAVY BODY OIL. Lubricates, cleans, polishes, prevents rust.

Plastic Wood
FOR LASTING REPAIRS
Repair broken furniture, reset drawer pulls and bathroom fixtures, fill old nail and screw holes with PLASTIC WOOD. Available at paint, hardware, 10¢ stores.
HANDLES LIKE PUTTY
HARDENS INTO WOOD
ALSO SOLD IN CANS

ANTROL
THE EASY WAY TO KILL ANTS
ANTROL, in Syrup or tin Ant Trap form, affords effective relief from the annoyance of ants. Can be used inside or outside of house, or in garden.
SOLD AT DRUG 10¢ STORES HARDWARE GROCERY - SEED STORES

ily of two adults and three children, have wall and floor linoleum: one, peach with a black marbleized floor inlaid with an inch wide peach strip, the other in two tones of green inlaid with a one-inch ivory strip. The guest room in the northwest corner of the house is done in pastel green. A clothes chute, leading to the basement from a second floor hall opening, has an auxiliary opening in the kitchen. There is a playroom in the basement as well as adequate laundry space.

Building Data:

Foundations:

Walls: Stone on exterior of first story, wood siding on second story. *Roofing:* Shingle. *Windows:* Double hung wood sash. *Wiring:* #12 wire for house circuits instead of smaller #14. Circuit breaker panel box instead of fuse box. Silent mercury switches in living room and bedrooms. *Heating equipment:* Gas fired air conditioning equipment.

A Philadelphia suburban home makes the most of its garden view

[*Continued from page 18*]

The rear terrace is pebbled and stretches from the dining room door, past the living room, to end in a half-circular space which matches the glass block bay in size and shape. A low hedge of arborvitae outlines this whole terrace and sets off the red tulips in the spring and the later begonias. Part of it, off the living room, is sheltered from the sun and rain by a blue-green awning, brightly colorful against the white shingled rear wall of the house. White iron terrace chairs with green linen seats and a glass-topped table add to the gay appearance and usefulness of this inviting outdoor sitting room.

The garden side of this house might properly be called its "front" since the principal rooms overlook the garden, for enjoyment of the country view, while the only windows on the entrance facade are in the maid's room, bath, and upper hall.

On the second story all three bedrooms have wide windows opening on the garden while closets, stairway, and hall are on the street side. Each bedroom is treated with individuality in color and design. The windows in the master bedroom take up most of two walls and create the effect of a broad corner bay. Cabinets, drawers, and a dressing table are built in under the windows on the garden side, with curly maple used for drawers and front, quarter sawed walnut for the top and

GUARDIAN OF YOUR PURSE HEALTH AND COMFORT
Fairbanks-Morse Stokers
WITH STOK-O-LITE
ONLY F-M DEALERS HAVE IT
● Certainly—you want the more economical, steady, ceiling-to-floor comfort of stoker heating. But compare values and features and you will find Fairbanks-Morse the buy.
See this stoker and you will understand why its sales are mounting at a rate faster than almost all others. Then compare the price! With this stoker you get top quality at a price that will amaze you.
Quality built in every detail—more features—and STOK-O-LITE! Stok-o-Lite is the biggest feature of the year. If for any reason an overload condition occurs and the stoker is prevented from giving you heat, Stok-o-Lite on the thermostat gives you a red-light warning instantly before the temperature drops.
NO DOWN PAYMENT
As long as 36 months to pay
GET THE FACTS
Learn how much this stoker can save you in lower fuel costs. Why it maintains such steady, even heat. How it frees you from fire-tending. Send for this free booklet "Live in Comfort."
Fairbanks, Morse & Co.
Stoker Division, Dept. 19
600 S. Michigan Ave., Chicago, Ill.
Please send, without obligation on my part, FREE booklets on automatic coal burner heat for my home.
Name.....
Address.....
City.....State.....
In Canada, address The Canadian Fairbanks-Morse Company, Ltd., Montreal.
FAIRBANKS MORSE
Automatic Coal Burners

sides. They solve much of t furniture and storage problem a neat, space saving, good looki way, permitting an uncluttere spacious, modern appearance this 14'-0" by 15'-0" room. T linen window hangings are bou in pale gray satin and have lotus leaf design in soft blue a beige. The wall opposite the dre ing table is painted blue-gr while the bed placed against has a soft blue satin bedsprea a white fur throw and a built headboard of quarter sawed w nut. White bamboo blinds sha the windows and there is a wa to-wall blue rug. A smaller cen room adjoining the owner's be room is used as a dressing roo study or for an occasional gue

The third, or largest bedroo over the dining room, has a white plaster walls, relieved green and white chintz windo draperies, a green woven wo spread on the twin beds, and green carpet. The headboard the beds is upholstered in bei leather and a white roll-up ba boo shade covers the double w dow. A glazed door next to t window leads out to a sun de over the semi-circular dini room bay.

Just big enough to fit the budget

[*Continued from page 33*]

finished inside. A better soluti if you're building today is to pl your house just big enough livability. Most of the old no sense of parlor-like rooms bu just for company use, gadgets a features included just to impr people, has gone with the wi

The Gaylord Martins seem to size up this situation pret well when they planned their ho and they proportioned their fun between house and furniture fr the start. They knew they h just so much money to spend a they wanted to distribute wisely, seeing no advantage in house which would cost so mu they would have to use their o inappropriate furniture or w for years to complete new furni ings. They also sensibly realiz the dangers in attempting che construction, trying to get a house for little money by cutti down on the proper building m terials. So the plans were boil down to a modest six-room hou well built and including delight features and furnishings which would have been impossible get otherwise.

Mr. Martin proposed this so tion and it was thoroughly agr able to Mrs. Martin, who want a sound, attractive house b womanlike, was a bit more terested in furnishing it. In fa

WHEN MOTHER WAS MARRIED

28 years ago, Sani-Flush put an end to one of the meanest jobs in the house. And still, today, it is the easiest and best known way to keep toilet bowls clean and spotless. Cannot injure plumbing connections. (Also effective for cleaning out automobile radiators.) *See the directions on the can.* Sold by grocery, drug, hardware and 5-and-10c stores. 10c and 25c sizes. The Hygienic Products Company, Canton, Ohio.

Sani-Flush
CLEANS TOILET BOWLS WITHOUT SCOURING

NEMA WORM CAPSULES

KEEP YOUR DOGS FREE FROM WORMS

se Nema Capsules to remove rge roundworms and hook-orms. Effective—Dependable.
end for free Nema booklet No. 652
rite to Animal Industry Dept., Desk N-77-I
ARKE, DAVIS & CO., DETROIT, MICH.
Drug Stores Sell Parke-Davis Products

★ Free Booklet

YARNS

Pure Wool for afghans, crocheted and hooked rugs, suits and sweaters, also yarns for hand loom weaving. Send for free samples. Best selected wools used in spinning our yarns. Special prices for Red Cross work, institutions, schools, camps and stores.

CONCORD WORSTED MILLS, Concord, N. H.

NEW HOME INCINERATOR

Only $29.95 Uses No Fuel

Now . . . quick, easy, odorless garbage and rubbish disposal in your own basement. Just connect the Majestic No. 30 to your furnace flue — costs nothing to operate! Write

The MAJESTIC Co. 740 ERIE STREET HUNTINGTON, INDIANA

she had in mind right then, an old maple grandfather's clock, two antique poster beds, and some other pieces which she had seen in an antique dealer's shop. She was more than willing to forego possible future needs such as an extra bedroom and bath to get the furniture, because she realized that with a skillful house plan many of these needs could be added later if desired.

Mr. Martin figured that approximately $6,000 was the top amount the house itself should cost but his goal was really $5,800. Seeing a possible $200 for curtains and draperies, Mrs. Martin favored the lower figure, but her husband explained that the $200 would have to be for emergencies only. When the architect was approached he probably felt that $5,800 was a low figure for a good house but he soon appreciated the fact that his clients had no grandiose ideas, but were frank about what they could afford and definite in their wants—a small, simple but good house.

So he went right ahead and succeeded in building a fine little clapboard Colonial house inside the budget. And he says this job taught him a lot about getting effective results economically. To include in the budget such features as the wood-paneled stair enclosure and the distinctive stair rail took a bit of scheming and doing as did the excellent, unstereotyped cornices, doors, dining room cupboards, and paneled dado.

Mrs. Martin was able to buy the coveted old grandfather's clock, and the old beds she wanted, too, along with some other nice antiques. In the dining room are upholstered host and hostess chairs and four antique mahogany armchairs. The lovely colors used in the interiors is probably the feature next in interest to the antique furniture. The color schemes are taken from some very unusual rugs from India with wonderful soft tones which lead one to wonder if some of our modern colors, eggplant, dusty pink, chartreuse, and soft pink, for instance, were inspired by these rugs. The house is a successful, pleasant one, well built and with nice architectural character and homely charm. By limiting its size to essentials and using a simple house design the owners were able to furnish it with equal charm and comfort, so that the whole place is a sound argument for wise planning and intelligent economy.

Building Data:

Foundations: Concrete. *Walls:* Redwood siding. *Roofing:* Cedar shingles. *Flooring:* Oak. *Insulation:* Insulating board ceilings. *Windows:* Wood double hung. *Color scheme:* Outside—white; inside—pale yellow living room.



Take a Tip
FROM
AUTOMOBILE ENGINEERS

Insulate your home with low-cost

KIMSUL
INSULATION
REG. U.S. & CAN. PAT. OFF.

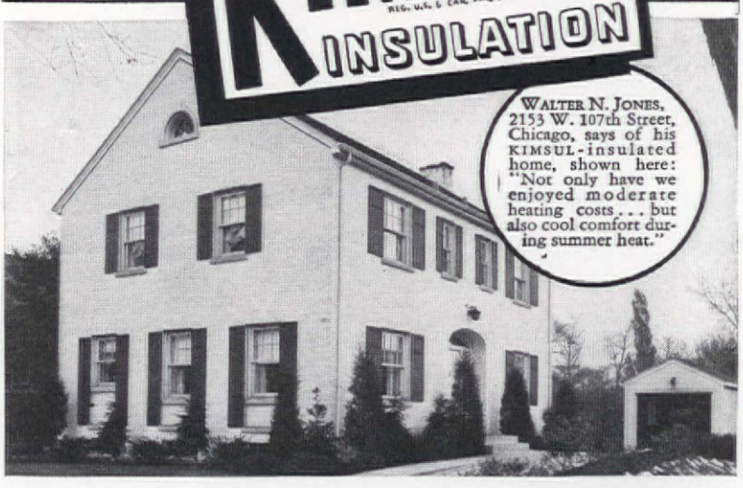

WALTER N. JONES, 2153 W. 107th Street, Chicago, says of his KIMSUL-insulated home, shown here: "Not only have we enjoyed moderate heating costs . . . but also cool comfort during summer heat."

The Magic of Modern Chemistry Produces This Wonder Insulation!

● Engineers use KIMSUL* insulation to insulate crack streamlined trains, automobiles, motor coaches, refrigerators—wherever effective, lasting protection against heat and cold is wanted. Many *exclusive* advantages make KIMSUL *first choice* of these *expert* buyers of insulation!

KIMSUL *is Long-Life Insulation!*

You can depend upon KIMSUL to *last,* because KIMSUL is made of the same material as your house. KIMSUL is wood—*but* it's wood transformed by the magic of modern chemistry into soft, flexible blankets—one of the *safest, most efficient* and *economical* insulations *known to science!* Highly resistant to fire and moisture, KIMSUL fills the need for a worry-free house insulation.

KIMSUL can pay its small cost by saving on fuel in your home; meanwhile, you enjoy a home cozily warm in winter, delightfully cool in summer! Before you decide on *any* insulation, you owe it to yourself to find out how much *more* KIMSUL does for the money!

Mail Coupon Today for Complete Information About Entirely Different, Amazingly Efficient
KIMSUL INSULATION

*Reg. U. S. and Can. Pat. Off.

Quickly, Easily Installed

Attached to top plate with lath and nails . . .

Exactly fits standard widths stud spacing . . .

KIMSUL *is nailed at bottom—and cut off—that's all! Strong rows of stitching keep* KIMSUL *permanently in place!*

KIMBERLY-CLARK CORPORATION (Established 1872)
(Building Insulation Division) AH-0
Neenah, Wisconsin
Send Free Book: "Greater Comfort—Winter and Summer"
Name _____
Address _____
City _____ *State* _____

In planning for convenience, there's a place for **WESTERN PINES***

Cabinets and cupboards have much to do with modern kitchen efficiency. When built of easily worked Western Pines, each unit can be accurately "tailored" for its special place and purpose.

And, because these premier woods are thoroughly seasoned, doors and drawers hold their shape and dimensions. Joints remain tight, lines straight and true. Venetian blinds, made of the Western Pines, stay smart and trim.

Write today for a free copy of "Building Your Home," an illustrated booklet showing many beautiful uses of these versatile woods. Western Pine Association, Dept. 140-F, Yeon Building, Portland, Oregon.

***Idaho White Pine *Ponderosa Pine *Sugar Pine**

THESE ARE THE WESTERN PINES

"I like harmony, and my Wood Venetians just fit in with my room. Of course I have wood furniture, so I wouldn't consider any substitute for wood in my blinds." Smart woman! Wood Venetians add to the friendliness and warmth of the room. They bring in light and ventilation with a soft beauty that dresses up any room containing wood furniture. Yes, only wood blends with wood. That is why nearly everywhere you see Venetians you see wood. You can dress up your home, too. Call your Venetian blind dealer.

Wood Venetians

Wood•for•Venetians Association

Foliage in perfect adjustment about the Indian spring. The overturn of a single leaf would spoil the picture

And another lovely garden on a difficult site

[*Continued from page 15*]

Not the least of the charms of the place was its animal population. Red squirrels romped in the big trees, and chipmunks dodged among the rocks. Wood thrushes nested in the shrubbery and their songs filled the air. There were resident tanagers, redstarts, cedar waxwings, and catbirds, and many kinds of warblers in the migrating season. In the background there were a few dead snags for woodpeckers to hammer on. The naturalist built a trout pond in the brook bed below the spring, turning all surface runoff to one side so that his speckled beauties would have only pure spring water. Little by little, he brought in new wildings from other places and planted them where they would thrive and therefore be handsome. But nature had already provided the furnishings of the place, from trees to mosses. All the trees are natives, tall-growing in the rich soil: white oak, red oak, sugar maple, white pine, butternut, hickory, dogwood, redbud, and sassafras on the sunny side; yellow birch, linden, hop hornbeam and striped maple on the shady side, and two fine species, hemlock and chestnut oak, everywhere. The shrubs, too, are native species:

Burpee's GIANT Trumpet DAFFODILS

SPECIAL mixture of choice Giant Trumpets; yellow, white and bi-color. Large flowers on long, strong stems. These bulbs would cost much more if bought separately: 5 Bulbs 25c; 22 for $1; 120 for $5, all postpaid. 5 BULBS 25¢

Burpee's Red-Cupped Daffodils Special mixture, whites and yellows, with showy apricot, red and orange cups. 20 Bulbs $1

Burpee's Regal Lilies Immense, fragrant white blooms, shaded lilac-pink on outside. Hardy, easy to grow. 15 Bulbs $1

All 3 $1 Lots for $2.50

TULIPS, Daffodils, Lilies, etc. Burpee's American-grown Bulbs, all guaranteed. Plant this fall.

W. Atlee Burpee Co., 104 Burpee Bldg., Philadelphia

DREER'S—1940 BULB CATALOG—FREE on request! POPULAR SELECTIONS for fall Planting. Reserve yours now. **HENRY A. DREER INC. 104 Dreer Bldg. Phila. Pa.**

BRAND'S Famous PEONIES

More than a hundred of the world's most famous varieties are fully described in our Beautifully Colored 1940 Catalog. Thousands of roots in the prime of condition await your orders, all of them reliable Brand Divisions — a large well-balanced root system with three or more eyes, full of life and vigor. Special selections in all varieties are offered at big discounts. Send today for FREE catalog.

HIGH-GRADE FRENCH LILACS NEW IRISES HARDY FLOWERING CRABS

BRAND PEONY FARMS 127 East Division St. FARIBAULT, MINN.

ORDER STAR ROSES NOW!

2 STAR ROSES $1

FALL PLANTING assures more & better blooms next year. Send $1 for BOTH these 2-year field-grown plants postpaid. Half price.

★ **ROUGE MALLERIN, H.T.** Fragrant scarlet...$1 ea.

★ **GOLDEN SASTAGO, H.T.** Fragrant yellow...$1 ea.

Ask for FREE Fall Catalog of 170 roses, or FREE booklet, "Beautify with Roses".

The CONARD-PYLE CO. West Grove 258, Pa.

GUARANTEED TO BLOOM

HAVE YOU A LITTLE GARDEN?

If so, you need one of the new handy service booklets we have just published.

Rock Gardens, Water Gardens and Pools.....88 Pages...	50¢
Indoor Gardening and Flower Arrangements.104 pages...	50¢
Garden Planning, Making and Foundation Plantings 176 pages...	60¢
Garden Flowers and How to Grow Them...240 pages...	$1.00

THE AMERICAN HOME
251 Fourth Ave. New York City

BULB & SHRUB BARGAINS For Your Fall Planting

"Glorious array of **TULIPS, HYACINTHS, DAFFODILS** and **LILIES.** Plant our quality bulbs **NOW** for spring flowering. Choice **PEONIES,** best varieties, will bloom next summer. Complete line of **PERENNIALS, SHRUBS, EVERGREENS.** All grand values. Unrivalled varieties. Quality guaranteed. **FREE** Catalog full of money-saving offers. Write now.

THE WHITTEN NURSERIES, BOX 7 BRIDGMAN, MICH.

witch hazels and viburnums for mass effects; hobble-bushes, azaleas and honeysuckles for bloom; button-bush and ceanothus to attract the showy butterflies and beetles in their flowering season. Sweet fern borders the dry upper side of a path where the hand of a passer-by may gather the delicious fragrance of its leaves. Of ferns there are more than a score of different kinds—ostrich ferns waving long plumes in the sun, bulb ferns nestling among the rocks in the shade, lady ferns displaying their fine laces behind a rustic seat, Christmas ferns forming deep green all-season edgings along the paths, Pelleas clinging to the rock wall crevices, and many others.

Among the wild flowers are lovely things that most gardens lack: mandrakes, sociable as sheep, covering the ground knee-deep with a beautiful leaf mosaic during most of the season, and later displaying their big yellow fruits; blue cohosh, with its quaint flower cluster in early spring, beautiful masses of foliage throughout the season, and big round berries held aloft in August, first green, then yellow shading to purple, and finally a deep indigo blue; cardinal flowers, so brilliant that they are best seen singly, or in small clumps. These and many others needed only a little aid, a little easing of their struggle for existence, to grow again lustily. Thus what began as a wild garden has become a veritable idealized wood.

VERY little money has been spent on this garden; that has gone into such materials as drain tile, cement, and water pipe. Rocks, plentiful in the steep slopes, have been used little by little to build walks, pools, and terrace walls. Far down the glen a big stone fireplace completes a circular wall and at night lights up the leafy sprays of over-arching trees. This is the social center of the glen on warm summer evenings, and the circle easily accommodates the large groups of people that a teacher inevitably collects about him.

Nature reigns here. What little art has entered is in keeping with the spirit of the place. Under a spreading hornbeam tree at the end of a shaded myrtle terrace, crouches a statue, by Charles L. Goeller, of a prehistoric maiden in a meditative mood. The spring-fed brook at her side murmurs an accompaniment.

Here, then, was a rock garden roughly hewn out by nature, already planted with many of its furnishings. It needed only the sympathetic hand of a naturalist to guide its further development as, each year, it grows in beauty and in its feeling of permanence and restfulness.

RELIEF FROM SMOKING MESS
NO MORE OF THIS

Ash-Away SMOKER
with the PATENTED ASH-AWAY Dispenser

A touch of the finger and smelly stubs and ashes drop into a generous air-tight container.
See the new Ash-Away Smokers at your dealer's but insist on genuine Ash-Away with the red tag!

SEND FOR FREE ASH-AWAY CATALOG
Nagel Chase Mfg. Co.
2811 No. Ashland Ave. Chicago

An Ideal Orchard on ONE Tree
Quintuplet APPLE
Kinds on One Tree
Greatest Wonder of the Fruit World
Last—an ideal apple tree for the small home owner. Think it—FIVE DIFFERENT VARIETIES—here they are—Anoka, Yellow Delicious, Jonathan, Red June and Red Rome Beauty—popular varieties—all on one beautiful shady tree. Apples season long. Beautiful beyond description in full bloom. Be the first in your community to enjoy this profitable and most satisfying Novelty Tree. Fully described in our fall catalog, also real bargains in fall bulbs, Phlox, Roses, Shrubs, Evergreens, Fruit plants of all kinds. Write now.
THE ACKERMAN NURSERIES, BOX 9, BRIDGMAN, MICH

DAFFODILS Giant Trumpets in yellows and whites, short cups, red cups, Jonquils, etc. Hand selected mixture that you will be proud to have in your garden.
30 QUALITY BULBS POSTPAID $1.00
Our catalog lists 150 varieties of Daffodils.
McLEAN BULB FARM
ROUTE 1, BOX 407 ELMA, WASHINGTON

New CACTUS
Grow these fascinating flowering plants in your apartment window... A real garden hobby... Grow anywhere. Write for my 28 page gorgeously colored catalog. 10c is appreciated to cover mailing costs. Free to customers. Hundreds of cacti pictured & described
Johnson Cactus Gardens, Box 26, Hynes, Calif.

10 2 YR OLD FIELD GROWN ROSES FOR ONLY $1
Get 2 Red Radiance, 2 Pink Radiance, 2 Talisman, 2 Pres. Hoover, 2 Paul's Scarlet Climbers. Satisfaction Guaranteed. Send $1.00 NOW for offer No. 3B. NAUGHTON FARMS, INC., Dept. R-61. WAXAHACHIE, TEXAS.

48 PERENNIAL PLANTS ONLY $1.10 Postpaid.
Large, field grown plants. All DOUBLE varieties including: Shasta Daisy, Pyrethrum, Scabiosa, Dianthus, Achillea, Hollyhock type and scarlet Delphiniums; Aquilegia, Campanula; LILIES; Coral, Concolor, Oriental Poppy, etc.—3—GIANT PACIFIC HYBRID DELPH. (new variety) FREE, if you order NOW. Shipped in strong boxes. Satisfaction Guaranteed. Novotny Gardens, Osage, Iowa.

The best lawns were FALL SEEDED with Scotts

Here is what Mr. Ray Coller of Williamsville, N. Y., says, "My lawn sown September 1st had to be cut three times by October 28. I have a solid turf, practically weed-free... thanks to Scotts Seed." • LAWN CARE tells why late summer and fall seeding (August through October) is best. This valuable bulletin, published five times yearly, is absolutely FREE for the asking. Send for your copy today. • •
O. M. SCOTT and SONS COMPANY
95 Main Street • Marysville, Ohio
Scott's
SCOTT'S SEED makes BEAUTIFUL LAWNS!

OPPORTUNITY:
Better tobacco is worth more! Those few extra pennies for Marlboros buy you a world of extra delight.
IVORY TIPS protect the lips. Also plain ends.

A PRODUCT OF PHILIP MORRIS

Snow Flame Poppy
75c each. 3 for $2.



Remarkable NEW FALL PLANTING POPPY

PLANTED this fall, next spring you'll have a running start, with this oriental. First year's growth will give more blooms and larger.
Plant now this Snow Flame, 2-color poppy. A truly lovely thing.
75c each. 3 for $2.
Include in order the unique ruffle edged Dutch Iris Golden Lion. It's a gem.
12 bulbs for 95c. 100 for $6.25.
Don't miss having at least one Eremurus, in its 3 feet long bloom spikes. Come in delicate mixed shades of yellow, white, pink. 75c a plant. 3 for $2. Must be planted in fall.

New Daffodils
Don't miss twinkle-eyed Fluer or the lovely pink trumpet, Mrs. R. O. Backhouse. Both of them are top holers. Numerous others shown in catalog in full true to life colors.

NEW CATALOG
True to Wayside's custom, it is rich in new things. Many in color. In sending for it, include five 3 cent stamps to cover postage and handling costs.
Wayside Gardens
12 Mentor Ave. Mentor, Ohio



CHASE
Dining Room
LIGHTING FIXTURES
Here is a fine 5-light Colonial fixture to dress up your dining room. It has frosted shades, and the popular crystal trim. You will like its low price, too! Ask your dealer to show you Chase Lighting Fixtures.
FREE: A catalog of 250 designs from $2.10 to $60 sent on request.
Chase Brass & Copper Co.,
Waterbury, Connecticut Dept. 19.
Please send me a copy of your new 68-page Lighting Fixture Catalog.
Name_____
Street_____
City_____State_____

WITH Aluminum utensils there's less sticking, scorching and burning because heat spreads evenly and quickly throughout the utensil. No "hot spots." This is one of the reasons why seven out of eight women use Aluminum.

Another: Aluminum helps preserve the natural taste and healthful minerals and vitamins. Nature made it *friendly to food.*

Most women know that "Wear-Ever" stands for top value in Aluminum Cooking Utensils. Let it be your guide, too.

See your "Wear-Ever" dealer or write The Aluminum Cooking Utensil Company, 1609 Wear-Ever Building, New Kensington, Pennsylvania.

WEAR-EVER ALUMINUM TRADE MARK REG. U.S. PAT. OFF.

LOOK FOR THE WEAR-EVER TRADEMARK WHEN YOU BUY

Your thousand meals a year deserve up-to-date Aluminum Cooking Utensils

Aluminum at its Best:

"Wear-Ever"

Smart built-in features for a woman's own use

[*Continued from page 41*]

tion dressing table desk with bookshelves above it (a boon to late-reading guests), while a large cedar-lined blanket drawer is built in under the closet in the other of the two bedrooms.

Provision for plants was a requirement of the house and the two corner windows on the dining room bay take care of this problem neatly. The center of the bay is a double glass door which leads out to the terrace for handy outdoor meals. The dining room is only nine feet by nine feet but the bay and its wide door to the outdoors increase its apparent size and, since two corner cupboards provide all necessary china, silver, and linen storage, no wall space is wasted on other, and in this case superfluous, furniture.

In the kitchen, conservatism was thrown to the winds. Gay red linoleum counter tops match the coved red border around the mottled ivory floor linoleum so that even dishwashing isn't depressing. There is a built-in ironing board and plenty of storage space is provided. One wall has an ingenious, shallow cupboard with a hinged door which drops down to form an indispensable breakfast table, also covered with ivory linoleum. There's nothing elaborate about such details but they're just the kind of useful, good-looking features which give special charm to interiors. An arch over the sink with casement windows looking out over a shaded lawn and distant hills make the kitchen one of the pleasantest rooms to be in—which is only as it should be since so much time is spent in it. Another virtue of the kitchen is the compact little passage between garage, lavatory, and cellar stair. It removes three troublesome doors from the kitchen proper and gives direct access to the garage. The entrance foyer of the house is skillfully worked out, too, and includes a separate entrance into the bedroom wing without the need for going through the living room. This has proved to be a particularly nice feature.

THE interior walls were a bit of a problem because the budget was exhausted before they could be painted, but the owner's two weeks' vacation, some hard work, and a foolproof casein water paint that could be applied to the "greenest" plaster settled that difficulty. The work really seemed incidental because the owner had such fun selecting colors, mixing them, and seeing the walls take on nice, soft tones. A warm cream was used for the woodwork in all rooms except the bedrooms; the guest room is in a delicate blue-green and the other bedroom is a very pale apricot with apricot woodwork. Curtains and accessories are in brown, which is an effective contrast.

Building Data:

Foundations: 8-inch concrete blocks, plastered on both sides. *Footings:* poured concrete. *Walls:* Exterior, red cedar siding. Interior, plaster, random width knotty pine boarding on fireplace wall of living room. *Roof:* Asphalt shingles. *Chimney and fireplace:* fieldstone. *Windows:* Wood frame and sash, double hung and casement. *Flooring:* White oak. Kitchen, linoleum. Bath and entrance hall, tile. *Insulation:* Wool batts in sidewalls and ceilings. *Heating equipment:* Circulating hot water heat, oil fired burner, concealed radiation. *Cubage:* 26,320 cubic feet.

Strong colors on a Portland, Oregon, hill

[*Continued from page 14*]

sun-baked terraces of summer as in the spring garden. I chose the yellow and tawny, scarlet and ruby flowers which I knew would glow like tropical birds on the steep, walled hillside that we feature during the warm months. From June with its hundreds of pyrethrums, single and double, white to deepest red; through the weeks of yellow daylilies and coreopsis, a thick fringe of scarlet carnations dripping from the lower wall, and great, exotic torches of tritoma; until zinnias flare into the haze of autumn and great candelabra of Guinea Gold marigolds burn beneath the mauve and purple of tall hardy asters—all this time, color dances in my garden.

I refuse to believe that this delightful paletteful of color is all wrong! Given much green, the gray of our terraced walls, and the blue of the sky, it is magnificently satisfying. We use dozens of the mauve ageratum, Blue Perfection, large clumps of Shasta daisies and white and lavender phlox, and a few spires of Madonna lilies—the latter for scent as well as accent. For warm, moon-white nights we have the drenching perfume of night-blooming stocks (Matthiola tristis), the gleaming stars of nicotiana. And at the end of the terrace, just above the pool, the tall yuccas light their ivory candles—for us, we like to think, though wiser men have said that it is to attract certain nocturnal moths!

And mark this: every plant we have used is easily grown from bulbs, cuttings, root-cuttings, or seed, except the azaleas.

PRINTED IN THE U.S.A. BY THE CUNEO PRESS, INC.

Lovely as a rainbow ...THIS "CALICO QUILT" CAKE!

NOW, 'SPRIGGED' CALICO IN A CAKE! "Betty Crocker" explains: "Your great-grandmother wore 'sprigged' calico in dresses; your grandmother pieced it into quilts, and you may have a full-skirted evening dress in this old, yet new, pattern. *And now you see it in a gay cake! Won't you serve it soon?*"

flower-patterned "Marble" Cake ands Gold Medal Flour for best lts! Please read reasons below!

HAVE YOU EVER WISHED you could make a cake that would look—and taste—perfectly stunning? Here is just the opportunity you undoubtedly have been looking for.

For here's a cake that is "different." A marble cake—colorful inside—and with an icing "patterned" to resemble a quilt of "sprigged" calico . . . the whole creation as lovely as sun through the rain.

But (wait a minute!) this cake is easy to make! Yes! Just follow the Betty Crocker pre-tested recipe in Gold Medal Flour now. *And of course use Gold Medal Flour in making it!* The recipe is specially proportioned for that exceptionally fine flour.

Did you realize that more women use this brand of flour than any other? The following may help to explain that exceedingly important fact:

Gold Medal (first of all) is made from very choice selected wheats, blended with exceptional skill by men with the greatest background of aggregate experience of any millers in the business! These men are unsurpassed in their knowledge of milling.

The famous General Mills tests come next! Each batch of flour undergoes laboratory and kitchen tests . . . including the tests by the Betty Crocker domestic science staff under conditions exactly paralleling those in a home kitchen.

Whether you want to make a lovely cake, a batch of biscuits or rolls or a flaky, tender pie crust, use Gold Medal "*Kitchen-tested*" Flour. Change to it today!

Gold Medal "*Kitchen-tested*" Flour is made by General Mills, Inc., Minneapolis, Minn.

Read what you need to make this Creation:

Even an inexperienced cake-maker can make this cake! Yet this is no "ordinary" cake . . . as everybody will agree when you serve it! Why, it's a "party" in itself! . . . Better ask your grocer for these

Ingredients

Shortening (part butter) . . . Sugar . . . GOLD MEDAL "*Kitchen-tested*" FLOUR . . . Single-Action Baking Powder . . . Salt . . . Milk . . . Vanilla . . . Eggs . . . Unsweetened Chocolate . . . Red Vegetable Coloring . . . Get Cream of Tartar and Pink Peppermint Candy for the Icing.

FIRST, CREAM THE SHORTENING. Then add the sugar gradually, and cream till fluffy. Then sift the Gold Medal Flour, baking powder and salt . . . (*See complete recipe in sacks of Gold Medal Flour*)

Economical Recipes in Each Sack!

Betty Crocker recipes are virtually failure-proof with Gold Medal Flour. You get dozens of recipes in sacks of Gold Medal every year!

Listen to "Hymns of All Churches" on Mon., Tues. and Thurs. and "Betty Crocker" on Wed. and Fri. (See newspaper for station and time.)

"*Kitchen-tested*" and "*Betty Crocker*" are reg. trade marks of General Mills, Inc.

Eventually Why Not Now?

Gold Medal "*Kitchen-tested*" Flour

Copr. 1940, General Mills, Inc., Minneapolis

Actual color photograph—H. L. Kersey, 14 years an independent buyer, inspects a crop of fine, golden tobacco.

LUCKIES' FINER TOBACCOS MEAN LESS NICOTINE

Authoritative tests reveal that Luckies' finer tobaccos contain less nicotine than any other leading brand!

Here's the natural result of buying finer, selected cigarette tobacco for Lucky Strike. The average nicotine content of Luckies, for over two years, has been 12% less than the average of the four other leading brands★—less than any one of them. This fact is proven by authoritative tests which have been confirmed from time to time by independent laboratories.

You see, each year we exhaustively analyze tobaccos before purchase. Thus our buyers can select the leaf that is ripe and mellow, yet mild and low in nicotine content—then buy it up.

The result—a cigarette of finer tobaccos—mild and mellow, with a naturally lower nicotine content. Have you tried a Lucky lately?

★ **NICOTINE CONTENT OF LEADING BRANDS.** From January 1938 through March 1940, Lucky Strike has had an average nicotine content of 2.02 parts per hundred—averaging 9.82% less nicotine content than Brand A; 21.09% less than Brand B; 15.48% less than Brand C; 3.81% less than Brand D.

Copyright 1940, The American Tobacco Company

With men who know tobacco best—it's LUCKIES 2 TO 1