The AMERICAN HOME

10¢

otball Parties
....
nuting Fathers
....
7 Exciting
rating Pages
....
sh Day War

October 1939

"Mary, they won't know this room when we're all finished with it!"



"Never thought I'd get such a kick out of fixing up the old dining-room set! Pretty slick, eh? The thing I'm waiting to see, though, is that new linoleum floor.

"You know, Mary, that design you worked out in Armstrong's Linoleum is going to change the whole appearance of this room. It's going to look like a million dollars. Sensible idea of yours, too, to have it cemented over felt. I'm for anything that guarantees long wear, for that means money saved. Should make the floor warmer and more comfortable just as you said. Honey, you're a smart little wife!"

Wouldn't you like *your* husband to rave this way about a room you were re-decorating? Then step into a local linoleum store and see the new Armstrong Floor creations now on display. That is, if you don't mind being tempted. For they'll make your fingers itch to make over your own home—with stimulating color in floors that stay young—and keep you that way.

You've always known cleaning is no trouble at all with Armstrong's Linoleum. Just a quick dusting, an occasional washing and freshening up with Armstrong's Linogloss Wax. And these floors are so comforting to busy housewives who must be on their feet all day long.

The biggest thrill is the opportunity Armstrong's Linoleum offers for floors of your own design. Just ask to see the new Custom-Craft motifs. Maybe he'll soon be calling you his "smart little wife"!

These before-and-after pictures show the same room, the same furniture—but what a difference! It all started with the floor, a special design in Armstrong's Linoleum. Field is Marbelle No. 08, with rosettes of Evergreen No. 21 set in a strip of white linoleum. If you'd like the complete list of furnishings, just write. No charge.

Why don't you try your hand at making over one room in your home? We'll send you a bookful of suggestions to get you started. Just write for "Beauty Hints for the Home Decorator." Sent for 10¢ (outside U. S. A., 40¢). Address Armstrong Cork Company, Floor Division, 3910 Pine Street, Lancaster, Pennsylvania. (Makers of cork products since 1860)

Be sure to look for the name Armstrong's on the back of the goods you buy.

ARMSTRONG'S LINOLEUM FLOORS

for every room in the house

PLAIN · INLAID · EMBOSSED · MARBELLE · JASPÉ · MONOBELLE · PRINTED · ARMSTRONG'S QUAKER RUGS *and* LINOWALL



Whatever YOUR HEATING QUESTION, here's your answer

Naturally you want clean, comfortable, care-free automatic heat. Now, at today's lower prices, General Electric puts this luxury well within your reach.

No matter whether you want radiator heat or warm air heat, burning oil or gas, there's a G-E heating plant for your house—backed by all the research, resources and engineering skill of General Electric.

You can count on G-E heat to save you money, too. Records kept by hundreds of users show fuel savings of 25% to 50%.

*Now costs *less* to buy—always costs *less* to run

IF YOU WANT RADIATOR HEAT



G-E FURNACE (oil or gas) for steam, hot water or vapor—gives you the finest, most economical automatic heat—*plus year 'round hot water* at minimum cost.

IF YOU WANT WARM AIR HEAT



G-E WINTER AIR CONDITIONER (oil or gas) gives you abundant heat at low cost—plus *winter air conditioning.* Humidifies, cleans and circulates warm air.

FOR YOUR PRESENT HEATING SYSTEM



G-E OIL BURNER fits your present furnace, whether you have radiator or warm air heat. Low in cost—economical in operation. Quiet—odorless—easy to install.

IF YOU WANT A COMBINATION



FOR ALL ADVANTAGES of radiator heat *plus* winter air conditioning—a G-E Furnace (oil or gas) with Conditioner Unit. Summer cooling may be added.

TO GET RID OF HEAT IN SUMMER

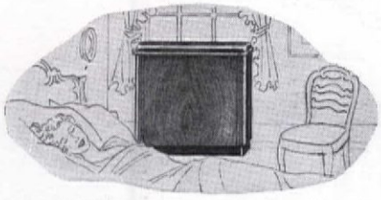

G-E AIR CONDITIONING: from small units for cooling one room, to systems for conditioning your whole house. And a complete line of air circulating fans.

GENERAL ELECTRIC

Get full details from your local G-E distributor (see Classified Telephone Directory) or send coupon.

GENERAL ELECTRIC COMPANY
Div. 190-412, Bloomfield, N. J.

Please send me literature on G-E ☐ Oil Furnace for radiator heat; ☐ Oil Winter Air Conditioner for warm air heat; ☐ Oil Burner for my present furnace; ☐ Gas Furnace for radiator heat; ☐ Gas Winter Air Conditioner for warm air heat; ☐ Summer Air Conditioning.

Name .....

Address .....

You'll save money with

ALUMINUM WINDOWS!

In the first place, the cost of Aluminum windows is surprisingly little more than you have to pay for less attractive, less permanent windows. You can check this fact by asking for quotations on windows "completely installed and weather-stripped."

Remember, Aluminum windows are delivered to the builder ready to be set in place; no assembling of knocked-down parts, no weather-stripping, no fitting or refitting.

Then, throughout the years, you'll find that Aluminum windows need very little maintenance. No rusting or rotting of parts to require expensive replacements. They never need painting. And, of course, they retain their youthful habit of opening and closing easily. They are permanently weather-tight.

Are you planning to build? You should have the book, "Windows of Alcoa Aluminum," listing the manufacturers from whom these windows may be purchased and showing details of their various types of windows. For a free copy, write ALUMINUM COMPANY OF AMERICA, 1906 Gulf Building, Pittsburgh, Pennsylvania.

ALUMINUM WINDOWS

MADE OF ALCOA ALUMINUM

Home of Mr. and Mrs. W. L. Ballard, Jacksonville, Texas

CONTENTS

OCTOBER, 1939 **VOL. XXII, No. 5**

Cover: Color Photographs by Roger Sturtevant (Story on page 21)
Dear American Home 9
Dear Readers: Had a Wonderful Trip! . . . . . *Your Editors* 16
Were We Proud of Our Ranch House! 21
—And Our Little Irish Cottage Turned Out "Foine" *Edwyn A. Hunt* 23
A Get-Acquainted Program for Commuting Fathers *Clifford Parcher* 25
From Annual Beds to a Landscaped Garden . . *Harold E. Taylor* 26
Take 1 Dull Stairway 27
"Functional" Need Not Mean "Modern" 28
Monterey Comes to Alabama . . . . *Margaret Veitch Young* 30
How About a Little Paint Slinging This Fall? 31
—And Wield the Paint Brush Indoors Too! . . . *G. Noel Morgan* 32
Streamline Your Old "Jalopies" . . . . . *Elisabeth Holmes* 33
—And Don't Neglect the Nicks and Scratches . . *Virginia Kozlay* 33
So You've Just Become Overlord of 1 Acre . . . . *Mary Evans* 34
For Self-Help in Connecticut . . . . *Harold Donaldson Eberlein* 36
Ducks into Swans . . . . . *Jane White Lonsdale* 37
A Back Yard Trash Corral . . . . . *Dale Van Horn* 38
Greens Are News 39
What Every Woman Should Know About Her Windows 41
I Found Happiness in a One-Room Shack! . . . . *Ann Stark* 43
Just Between You and the Great Outdoors . . . *Jonas Pendlebury* 44
When You Bring the Plants Indoors 46
Line Your Walls with Beauty! . . . . . *Laura L. Dow* 47
Mugs, Indeed! . . . . . *Agnes L. Sasscier* 48
White and Beige in a Tropical Clime 49

[Please turn to page 6]

Summer Home of Eva M. Bacon, South Walpole, Mass.

Home of Mr. and Mrs. R. E. Woodfin, Marion, Alabama (Built from plans in THE AMERICAN HOME*)*

Above: Home of Mrs. H. Y. Witmeyer, Dallas, Texas

Home of Mrs. Dwight K. Fisher, Kingston, Pa.

Home of Mrs. R. H. Johnston, Oswego, Ill.

THE AMERICAN HOME, October, 1939. Vol. No. XXII, No. 5. Published monthly by The American Home Magazine Corporation, 444 Madison Ave., New York, N. Y. Subscription price $1.00 a year. Three years, $2.00; Foreign postage $1.00 per year extra. Entered as second class matter December 31, 1935, at the post office at New York, N. Y., under act of Congress, March 3, 1879.

TRUE PICTURE OF YOURSELF AS A BOOK-READER



Here is a list of some good books widely talked about lately. Check those you wanted very much to read—and those you did read.

This is a list of books which have been greatly in demand within the past few months by Book-of-the-Month Club members who represent an excellent cross-section of the entire nation's reading public. Most of them will be found on all other best-seller lists.

INTENDED TO READ	FICTION	YOU DID READ
☐	Grapes of Wrath—John Steinbeck	☐
☐	The Yearling—Marjorie Kinnan Rawlings	☐
☐	Wickford Point—John P. Marquand	☐
☐	Captain Horatio Hornblower—G. S. Forester	☐
☐	Christ in Concrete—Pietro di Donato	☐
☐	Seasoned Timber—Dorothy Canfield	☐
☐	The Patriot—Pearl Buck	☐
☐	The Brandons—Angela Thirkell	☐
☐	Here Lies—Dorothy Parker	☐
☐	The Web and The Rock—Thomas Wolfe	☐
☐	Mr. Emmanuel—Louis Golding	☐
☐	Tellers of Tales Ed. by W. Somerset Maugham	☐
☐	The Sword in The Stone—T. H. White	☐
☐	Adventures of a Young Man—John Dos Passos	☐
☐	Rebecca—Daphne du Maurier	☐
☐	All This, and Heaven Too—Rachel Field	☐
☐	Tree of Liberty—Elizabeth Page	☐
☐	Black Narcissus—Rainer Godden	☐
	NON-FICTION	
☐	Not Peace but a Sword—Vincent Sheean	☐
☐	Inside Asia—John Gunther	☐
☐	Wind, Sand and Stars Antoine de Saint Exupéry	☐
☐	Days of Our Years—Pierre van Paassen	☐
☐	America in Midpassage Charles A. & Mary R. Beard	☐
☐	Reaching for the Stars—Nora Waln	☐
☐	Huntsman, What Quarry? Edna St. Vincent Millay	☐
☐	You and Heredity—Amram Scheinfeld	☐
☐	Autobiography with Letters William Lyon Phelps	☐
☐	A Peculiar Treasure—Edna Ferber	☐
☐	The Hudson—Carl Carmer	☐
☐	Andrew Jackson—Marquis James	☐
☐	Benjamin Franklin—Carl Van Doren	☐
☐	You're the Doctor—Victor Heiser, M.D.	☐
☐	Listen! The Wind—Anne Morrow Lindbergh	☐
☐	Moses and Monotheism—Sigmund Freud	☐
☐	Designs in Scarlet—Courtney Ryley Cooper	☐
☐	Security: Can We Retrieve It? Sir Arthur Salter	☐
☐	The Promises Men Live By—Harry Scherman	☐
☐	Dry Guillotine—René Belbenoit	☐

Why miss *this fall*—as you have in the past—so many new books you know you will deeply enjoy?

THIS self-examination will show *the degree* to which you may have allowed procrastination to keep you from reading new books which you want very much to read. Over 200,000 families—persons like yourself—have found a subscription to the Book-of-the-Month Club a really effectual means of solving this problem.

You are not obliged, as a member of the Club, to take the book-of-the-month its judges choose. Nor are you obliged to buy one book every month from the Club.

Publishers submit all their important books to us. These go through the most careful reading routine now in existence. At the end of this sifting process, our five judges choose one book as the book-of-the-month.

You receive a carefully written report about this book *in advance of its publication.* If you decide from this report that it is a book you really want, you let it come to you. If not, you merely sign and mail a slip, saying, "Don't want it."

You Still Browse In Bookstores

Scores of other recommendations are made to help you choose *among all new books* with discrimination.

If you want to buy one of these from the Club, you can get it by merely asking for it. Or you can use these reports (we find that most members do) to guide you in buying these miscellaneous recommended books from a favored bookseller. You can browse among the books as always, but now do it intelligently; you know what to look for.

Once and for all this system *really keeps you from missing the new books you want to read.* You do actually buy and read those you want, instead of confessing sadly to friends, "I never got around to reading that!"

In addition, there is a great money-saving. Time and again our judges' choices are books you ultimately find yourself buying anyway, because they are so widely talked about. Some of the most famous writers now living were first introduced to a nation-wide public by having an excellent book chosen by our judges—writers like Pearl Buck, Stephen Vincent Benét, Margaret Mitchell, John Steinbeck, Victor Heiser—and a score of others; the whole list is far too long to give here. It is rare that the book-of-the-month is not a best-seller. And *for every two books-of-the-month you buy you receive, free, one of our book-dividends.*

Free Books You Get

These book-dividends represent a unique system of saving through quantity production. The resulting economy is extraordinary. For every $1 you spend for a book-of-the-month you actually receive over 75¢ back in the form of free books.

Some of the actual book-dividends distributed within recent months is the best indication of what can be done by this system: they included INSIDE EUROPE, (new revised edition) by John Gunther ($3.50); BARTLETT'S FAMILIAR QUOTATIONS (a special $6 edition); JOSEPH IN EGYPT (2 vols., $5); the Pulitzer Prize edition of ANDREW JACKSON, by Marquis James ($5); MADAME CURIE, by Eve Curie ($3.50). These books were *given* to members—not sold, mind you!

What's Your Obligation

You pay no yearly sum to belong to the Book-of-the-Month Club. *You pay nothing, except for the books you buy.* Your only obligation as a member is to agree to buy four books-of-the-month a year from the Club. These may be either current or past selections.

A FREE COPY...TO NEW MEMBERS

Joseph in Egypt, by Thomas Mann

—or any one of the Book-Dividends listed in coupon



If you decide to join the Book-of-the-Month Club now, we will give you free, as a new member, a novel which has been acclaimed as "perhaps the greatest creative work of the twentieth century"—JOSEPH IN EGYPT, by Thomas Mann (two volumes, boxed, retail price $5.00). This was one of the recent book-dividends of the Club. Or, if you prefer, you may choose one of the other recent book-dividends listed in the coupon.

BOOK-OF-THE-MONTH CLUB, Inc., 385 Madison Ave., N. Y. A-4610

Please enroll me as a member. It is understood that I am to receive, free, the book checked below, that I am also to receive, without expense, your monthly magazine which reports about current books, and that for every two books-of-the-month I purchase from the Club, I am to receive the current book-dividend then being distributed. For my part, I agree to purchase at least four books-of-the-month a year from the Club.

Check title you prefer to receive as your free enrollment book

☐ JOSEPH IN EGYPT ☐ INSIDE EUROPE ☐ MADAME CURIE
☐ BARTLETT'S QUOTATIONS ☐ ANDREW JACKSON

Name Mr. / Mrs. / Miss .....
PLEASE PRINT PLAINLY

Address.....

City.....*State*.....

Business Connections, if any.....

Official Position or Occupation.....

Please check whether you would like us to ship the current book-of-the-month with the free book above **YES** ☐ **NO** ☐

Books shipped to Canadian members DUTY PAID through Book-of-the-Month Club (Canada) Ltd.

A NEW AND BETTER WAY FOR THE WHOLE FAMILY TO GET ITS VITAMINS!



1. DELICIOUS! Now, not only enjoy the benefits of vitamins, but also enjoy *taking* them! For, together with the delicious, refreshing flavor of COCOMALT you now get, in addition, Vitamins A, B_1 and D! COCOMALT mixes readily with milk. *3 glasses a day give the average person his minimum daily requirements of Vitamins A, B_1 and D!*

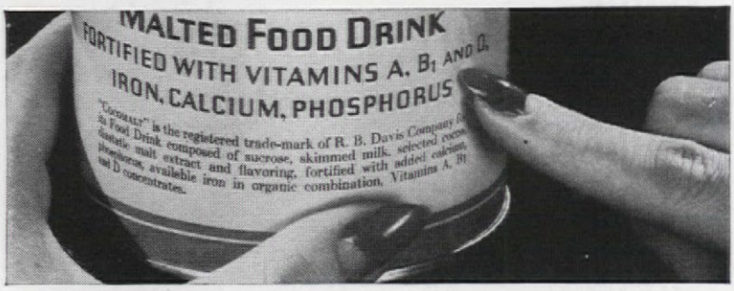

2. BETTER! Many biologists agree that it's better to take your vitamins with *food elements.* This way, they seem to be more readily assimilated. Vitamin D, for instance, needs *calcium* and *phosphorus* to do its work—and COCOMALT contains these valuable minerals, plus *iron,* which is so beneficial to the blood.



3. INEXPENSIVE! You will save money when you take your vitamins in COCOMALT! Despite its vitamin fortification COCOMALT costs no more than you've been paying for it right along! Grocery and drug stores everywhere carry the new COCOMALT—or can get it for you at once. Start your whole family on delicious, energizing, vitamin-giving COCOMALT today!

HOW THE VITAMINS HELP YOU

- **A**—helps build natural resistance to colds; beneficial to eyes
- **B_1**—an aid to growth, appetite and digestion; helps to calm nerves
- **D**—with *calcium* and *phosphorus,* helps build strong teeth and bones. Aids in prevention of rickets.

VITAMINS FOR VITALITY
COCOMALT FOR VITAMINS
IN THE BETTER WAY—WITH
IMPORTANT MINERALS

Energy by the glassful

Home of Mr. and Mrs. Robert E. Shideler, New Albany, Indiana

CONTENTS, Continued from page 4

Face-Lifting for Old Trunks . . . . . *Gretchen Richmond* 50
After-the-Game Parties . . . . . *Laura Lee Clements* 51
We're Waging War on Washday! . . . . . *Vera G. Payne* 52
Test Your I. Q. 53
A Pancake Party . . . . . *Erma Richmond* 54
Brighten Your Metals by Recipe . . . . . *Jacqueline Frost* 55
A Bit of Sweden in Michigan 59
1½ Story on Long Island 60
I Gave a Kentucky Burgoo Party . . . . . *Alice S. Campbell* 62
Our Garden Playroom . . . . . *Helen French Lighthall* 66
How to Be a Successful Hostess . . . . . *Brown-Robbins* 69
An Apartment on One Acre . . . . . *Dorothy E. Boyle* 74
Our Attic Hideaway . . . . . *Dorothy W. Rossiter* 79
We Put Our Problem Squarely on the Architect's Shoulders *G. E. Everett* 82
Kentucky Coverlets 86
The Fruit of Overhanging Trees . . . . . *Leslie Childs* 94
Bean-Hole Beans Are Good! . . . . . *Charlotte A. Fitzgerald* 98
My Magazines Become Important Records . . . *James A. Harvey* 106
For Country Recruits, Part II . . . . . *Ernest Bogert* 113

Home of Mr. Howard C. Cook, Marblehead, Mass. (Built from plans in THE AMERICAN HOME)

Home of Mr. and Mrs. Albert L. Bruhl, Rockport, Texas



Home of Mr. W. T. Pierce, Allentown, N. J.

Pool of Mr. and Mrs. A. J. Hunn, Avoca, N. Y.



Garden of Mr. and Mrs. D. L. Beecher, Rochester, N. Y.

MRS. JEAN AUSTIN, Editor

CHARLOTTE E. CONWAY, Associate Editor
JULIA BOURNE, Home Economist
MARY E. MONZE, Decorating Inquiries
FREDERICK S. PEARSON, 2ND, Managing Editor
E. L. D. SEYMOUR, Horticultural Editor
W. M. MEHLHORN, Building Inquiries

Letters requesting information should be accompanied by a stamped, addressed envelope

Published monthly by The American Home Magazine Corporation. W. H. Eaton, President-Treasurer, Henry L. Jones, Vice-President, Jean Austin, Secretary. Executive, Editorial and Advertising headquarters, 444 Madison Avenue, New York. Subscription Department, 251 Fourth Avenue, N. Y. Branches for advertising only: 248 Boylston Street, Boston, Mass.; 360 North Michigan Avenue, Chicago, Ill.; A. D. McKinney, 915 Olive St., St. Louis, Mo.; W. F. Coleman, Henry Building, Seattle, Wash.; W. F. Coleman, 485 California Street, San Francisco, Calif.; W. F. Coleman, 530 West 6th Street, Los Angeles, Calif.

Copyright, 1939, by The American Home Magazine Corporation. All rights reserved. Title registered in U. S. Patent Office.

...EVERY TEMPTING SPOONFUL *Crunchy-Crisp!*

Delicious with fresh, frozen, or canned fruits

IMAGINE SERVING a breakfast cereal that is unlike anything the family has known before! Something so lastingly crunchy-crisp, so tantalizing on the tongue, so wonderfully delicate . . .

But why imagine? You *can* serve such a cereal tomorrow morning and have the whole household cheering you to the skies. Just say "Kellogg's Rice Krispies" to your grocer.

Rice Krispies are born to be different . . . and crisp as their name. They're individual grains of rice "oven-popped," by a Kellogg patented process. Then toasted to bring out the unique, rich flavor.

In milk or cream, they stay afloat and prove their sensational crispness with a snap! crackle! pop! that wins the youngsters.

Only premium quality, American-grown "Blue Rose" rice goes into Rice Krispies. They come to you with their crisp freshness protected by Kellogg's new and exclusive inner-wrap, completely "Waxtite" heat-sealed at both top and bottom. "Discover" Kellogg's Rice Krispies for your family—today!

"OVEN-POPPED" BY KELLOGG'S PATENTED PROCESS! Rice Krispies are absolutely unique in form. They'll float for hours in milk or cream. Product and process are protected by United States Letters PATENT NOS. 1,925,267; 1,832,813

Sensational offer! *Large, colorful nursery-rhyme pictures by Vernon Grant, artist who created the characters "Snap!" "Crackle!" and "Pop!" See back of Rice Krispies package*

Copr. 1939 by Kellogg Company

WORLD'S ONLY CAR with Weather Eye Conditioned Air System revolutionizes winter driving. Completely automatic! Tunes in unchanging June warmth with perfect fresh air—draftless, filtered of dust!

EXCLUSIVE NASH ENGINE not only gives you 15 to 50 MPH pick-up in 13 seconds, *high* gear; it is also a Gilmore-Yosemite Economy Run winner with 21.25 miles to the gallon.

Today... *Adventure* Rides The Road Again

IF YOU ONCE sailed the Seven Seas with Long John Silver . . . if you've been left with a thirst for excitement . . . you'll be down today to watch the 1940 Nash come in.

You'll see a streaming line of silver . . . long and low, rakish as a clipper ship. Something tells you—you're going on a new adventure! Your first Arrow-Flight Ride!

You aim that flashing prow at a point on the far horizon. Three silent waves of a finger, and you're streaking away.

A click, then your engine seems to sleep—and you're winging ahead in that Fourth Speed Forward!

But wait . . . there's a new thrill in that throttle. Just "gun" it, and you pass that car ahead in a terrific sprint! It's Nash's new automatic Overtake.

Suddenly a pot-holed road makes you grab the wheel—but . . . no tugging—no bobble—no sway!

Even on slippery gravel, guided with a finger touch, your Nash speeds to its mark, true as an arrow.

The whistle of wind . . . the sting of tires . . . even the roar of the engine . . . are gone.

Five miles of your first Arrow-Flight Ride, and—chances are—you'll want to keep right on going. And why not?

You have a convertible bed to sleep in . . . and new Weather Eye magic, for fair sailing in even a Labrador blizzard . . . new Sealed Beam lights to turn night into glareless day . . . and limousine luxury of appointments!

Follow Adventure to the ends of the earth, your Nash will *still* bring you back. It's built that way.

• • •

Drive it today. You'll come back saying, "I'm through with humdrum driving. I'm going to trade my old car for a 1940 Nash, and start having fun!" (And that's easy—with prices amazingly near the lowest; and *high* trade-in value. 1800 Nash dealers to serve you.)

NIGHT AND DAY, you're rested in a Nash! First car with individual soft-coil springs in front, and extra-long, synchronized springs combined with giant shock absorbers in back.

Again... **NASH**

IT'S THAT NEW

Dear American Home

We've enjoyed—and profited—from these "Dear Editor" letters which come to us daily and perhaps you, too, will enjoy sharing our mail.

"Dear Editor: Last July, because the depression broke us to the wide, I came to live with my mother, who is a lamb. But—an eighty-year-old lamb, who markets on Wednesdays and Saturdays. The rest of the week we have exactly the same meal, cooked and served by a maid she has had for thirty years in exactly the same way at exactly the same hours . . . The two menus seem always, somehow, to be a careful selection of every acid thing for sale in the market—red meats, asparagus, tomatoes, rhubarb, strawberries, etc. Mother doesn't know they are acid. She just likes 'em and, evidently being lined with zinc, digests them perfectly. Unfortunately the second generation has not inherited her ostrich interior. In fact this portion of it has arthritis. If I am to keep out of a wheel chair, something has to be done about the nightly tomato and lettuce salad, which almost makes me yelp at sight of the wooden bowl. So will you please send me . . . It would also be grand to know how to get them on the table without hurting the lamb's feelings, but that is probably too much for even The American Home to tackle . . . Sometimes I think what is left of me is having more fun than the original woman who owned a co-operative apartment on Park Avenue."—Olga T. Bauchle.

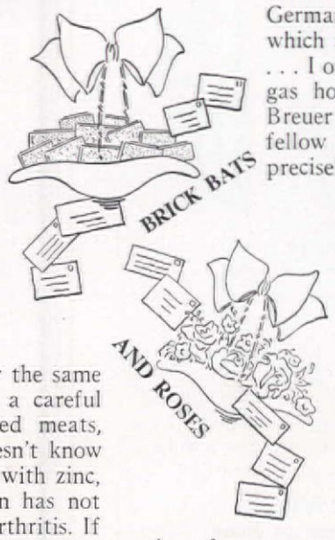

RUSSEL WRIGHT AND ASSOCIATES: "Recently I picked up the July issue of The American Home and I was quite excited to see the swell job that you have done for modern architecture. Please accept my hearty congratulations." . . . We do, Russel, and thanks. . . . **RAY FAULKNER,** Coordinator in Art at the University of Minnesota, writes: "My heartiest congratulation on the July issue of The American Home! My students and I have read your magazine for several years, and we have learned much from its pages. However, your clear, sensible discussion of modern architecture is unquestionably the most intelligent, progressive presentation in a long time. May we have much more on modern! And much less on Colonial love nests, English manor houses, the French, the Spanish, the Swiss! A magazine such as yours carries such wide influence on the younger generation that I regret every page of sentimental, reactionary thinking about the art of the home . . . a good presentation of good modern houses like you have done is worth many a college lecture. Again my congratulations and hopes for many more similar issues." Thank you, Sir!

Well, we got a lot of letters like these two and from people whose good will we value highly. But not always do bouquets tumble out of our mail. Many hurl great brickbats such as this, for sample—

"This is in answer to your article on the modern home of Gropius and Breuer, printed in your July issue. When I visualize the American home I always think of it as a home of beauty expressive of our American culture and not in terms of Bolshevik art as demonstrated by the Comrades Gropius and Breuer whose monstrosity constructed as the Bauhaus at Dessau, Germany, was banned by the National Socialist state, for which all German artists are grateful in that country . . . . . I only hope that your article illustrating the proletarian gas house district architecture of Messrs. Gropius and Breuer will fly like a nightmare in front of the eyes of our fellow Americans and not like a red flag, because that is precisely what these Bolshevik fellows are trying to do. They are not trying, but are actually undermining the fundamental cultural principles of our nation, as expressed by them in arts and letters. . . . Germany was glad to get rid of these bolshevists and now even your paper endorses the chaotic expression of Bolshevik art, and we Americans are to be educated by your aliens Gropius and Breuer, whom you emulate in your magazine.—John Myddleton Boyd.

We may be wrong about this, but it is our sincere belief that the United States is great because the American press has always been willing to give voice to the Gropius's and Breuers as well as to the Boyds, and that just so soon as she refuses to present but one side of any case she shall cease to be a truly great, free country. Mrs. Clarence F. Erickson of Tacoma writes that she too was thoroughly disappointed with the July issue and if such is the trend for future issues she'll have no further use for our magazine. We shall be deeply sorry to lose a reader, particularly if we have lost a reader because while more than 95% of The American Home is devoted to the things she personally likes, she will cancel because 5% is given over to readers who like modern as well as she likes the traditional—and, Mrs. Erickson, loathe traditional decoration and architecture as much as you dislike their modern!

MR. GARRETT ECKBO, landscape designer of San Francisco, writes this very interesting, constructive letter: "Allow me to congratulate you on your very sympathetic and intelligent presentation of the modern house in your July issue. It is most stimulating to encounter such a good discussion in a magazine of your wide popular circulation. I fear, however, that you muffed the modern garden badly. Hiding behind the skirts of its title, Mr. Watkins has attempted to foist the same antiquated twaddle, the same dry-as-dust formulae, the same old 'formal-vs.-informal' upon an unsuspecting public. For shame, gentlemen, for shame! The modern garden is not concerned with 'foundation' or 'portal' planting, because it does not consider itself a decorative frill plastered about a closed box of a house. The modern garden is an extension of the organized three-dimensional space of the house, a re-affirmation of the spatial integrity of the entire site, and a destroyer of arbitrary boundaries imposed by house walls. It is not concerned with 'pictures to look at'; it is concerned with 'space to be in.' The modern garden is not concerned with arbitrary dogmatic

Redecorate

WITHOUT FUSS OR MUSS

THIS INEXPENSIVE WAY

By Lurelle Guild

No. 5 of a series of articles on home decoration sponsored by the Scranton Lace Company

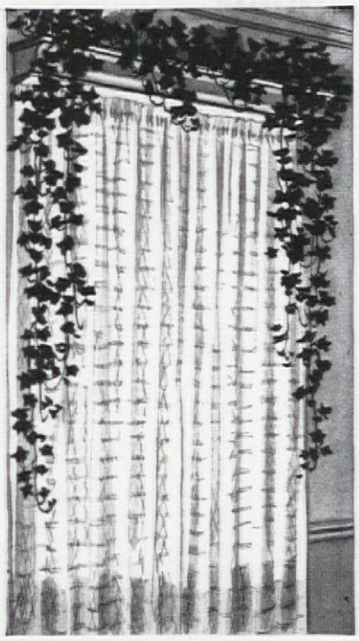

REDECORATING can mean so many different things—papering, painting, upholstering, curtaining. Of them all—the most instantly effective, as well as the cheapest and least bothersome, is curtaining.

The mere fact that curtains are laundered every season is ample evidence of their decorative importance. Certainly, curtains become drab, soiled, unattractive. So do walls, ceilings, rugs and upholstery! Yet, crisp lace net curtains *alone* can transform a dingy, unsightly room into one with freshness, individuality and charm.

Today, there are so many exciting things that can be done with lace net curtains. The new patterns are masterpieces in lace—styled to meet every decorative requirement. Scranton Craftspun* Curtains are especially fine this year and have, among other things, the added advantage of exclusiveness. Every new Scranton Craftspun Curtain, even in the popular price ranges, is *design patented* to prevent imitations in goods of inferior quality and construction.

EXCITING NEW WINDOW TREATMENTS

With window decoration attracting so much attention, it is interesting to note some of the unusual treatments now being employed.

A colorful dining room window treatment is achieved by tying back fine lace net curtains with large bows of a harmonizing or contrasting shade. This same treatment is excellent for bedrooms and children's rooms.

One innovation, illustrated above, is the use of live ivy as a drapery over lace net curtains—a decorated ivy box serving as the valance . . . an interesting idea for living rooms, dens, sun porches.

REDECORATE WITHOUT FUSS OR MUSS

For added strength and longer life, all Scranton Craftspun Curtains are woven entirely of two- and three-ply yarns—tied to prevent slipping. Beautifully tailored, with neatly matched hems and ready-to-hang tops, they lend themselves to countless new window treatments. And they are up before you know it—no sewing is necessary.

The new styles—many with Scranton's exclusive "no-stretcher" *Triple-tested Finish*—are now on display in curtain departments at leading stores everywhere.

Just ask for "Scranton Craftspun Curtains"—and *redecorate your home the least expensive way—without fuss or muss.*

*Registered in U. S. Patent Office

GUARANTEED as advertised in "GOOD HOUSEKEEPING"

AMERICAN INSTITUTE OF LAUNDERING

Scranton CRAFTSPUN CURTAINS

"THE NET OF THEM ALL"

taboos on any kind of grouping of plants. It is only interested in the right plant for the specific situation. It is not interested in guidance by rule-of-thumb or irrelevant precedent. It is interested only in solving specific problems on the basis of their own specific conditions, by a specific process of thought, and with specifically relevant materials. The modern garden is not interested in adding to the old burden of dogma, nor in building up another pile of its own. I would in general say that houses are better forward on their lots, that they should have 'garden entrances' (futile term), and that gardens should be enclosed for privacy. But I would never hesitate to do the opposite if a particular problem seemed to call for it. No one will ever produce a good modern garden by following rules. The greatest danger in their enunciation lies in that they appear to absolve the designer of the responsibility for individual thought—a responsibility he usually seems only too happy to be rid of. Witness the 'axis' and the 'informal wiggle,' safe dogmas that have been guiding faltering footsteps down the straight and narrow for lo! these many years. . . .

"Isn't it about time we discarded the 'informal idea' and its partner, the 'formal' for a *good* idea? Why must the garden be classified before it is born? Why can't its form go through the same process of evolution that produces both wayward nature's beauty and man's geometrical architectonic gems? I wonder if Mr. Watkins has ever heard of the research conducted at Princeton University, which proved definitely that a straight line is easier and more restful for the eye to follow than a curved one?

"There's that focal point again! Who lives in gardens anyway? People? Flowers? Focal points? How are people going to enjoy the free space, the sun and air and growth of their gardens, if they must be continually dodging some malignant 'focal point' that refuses to be unseen; that gets underfoot no matter which way the weary traveler turns; that says smugly, 'This is my garden. You can stay in it if you'll look at me.' Gardens are settings and backgrounds for the lives of people—how would you like a sundial in the middle of your living room, or 'on axe' with the fireplace? A 'feature' set at the end of a rectangle on its center line quite definitely cuts it in two—placed in the center of the area, it divides it in four. Why do this? Our poorest hack painter would hide his head in shame if he were responsible for the endless idiotic symmetrical 'compositions' that disturb the peace of gardens from Pacific to Atlantic.

"I might end this tirade by saying that 'modern' gardens are not nearly as important as good gardens. For a good garden cannot avoid being truly contemporary in spirit, while a consciously 'modern' garden may well not be good at all."

LAWRENCE C. MERRIAM. Superintendent of the U. S. Department of the Interior National Park Service, Yosemite National Park, writes us and chides us and, as the scolding is deserved, we print his letter in full because some of you may have been as thoughtless as Mrs. Grady and as careless as we in letting such statements get into print. Mr. Merriam writes:

"We have read with a great deal of interest the article entitled 'There Are 2 Ways of Camping!' which is appearing in the August issue of THE AMERICAN HOME. This article, by Helen Bell Grady, contains some very interesting comments on camping in the High Sierra and we believe it presents the features of a High Sierra pack trip in a splendid manner.

"However, we would like to take the liberty of calling to your attention three statements made in the article. In the third column of the first page, there appears the following:

'Our wooden boxes, which held our supplies, now become cupboards as they are tacked on the trees.'

And then a little further on appears the statement:

'Nails go into the trees to hold our pots and pans.'

And at the end of the paragraph in question we note the following:

'. . . we use a long board filled with nails, driven in at regular intervals, which we tack up between two trees.'

It has always been the policy of the National Park Service to do all it can to prevent the placing of nails in trees due to the injurious nature of this practice. If it should become a common practice, you can well realize the extent of the damage that would be done to the trees, considering the number of campers who stay each year in the national parks.

"We want to take this opportunity of again thanking you for the pleasure which the reading of this article has afforded the members of the park staff here in Yosemite National Park."

Greeting the new AMERICANNON SERIES *in* CANNON TOWELS

Prim is the word for
our patterns a-flower
With old-fashioned bloom,
like a fair lady's bower.

PRIM PATTERNS we proudly call this group of Cannon's new Americannon towels. Their roses and camellias and laced ribbons for bathrooms follow the flounced and flowery trend of bedrooms. Take them to your heart for about 69c and up to 89c.

Our stitchery borders,
you'll doubtless assume
Are embroidered by hand . . .
but they're done on the loom!

STITCHERY BORDERS give this group a certain "needlework nicety" . . . as though bands of satin-stitch embroidery had been worked across the ends. Effects are planned for lovely two-tone or three-tone color-schemes. Prices . . . 49c to 89c.

O, sweet Shades of Sentiment! . . .
list to our ditty,
The new Cannon Textures
have gone pretty-pretty!

SHADES OF SENTIMENT . . . will you look at Cannon's Texture Towels today! Some sculptured in *shaded colors*. Others with borders of flowers and leaves. Cannon has the price down too; genuine Texture Towels as low as 69c; others shown, up to $1.

We're harping on colors
for very good reason . . .
Our new combinations are
gorgeous this season!

TONAL COLORS are another burst of harmony! All the Americannons, in fact, come in animated assortments. So easy to make a bathroom really personal . . . just with *your* good taste and Cannon towels. This group . . . 49c to $1.39.

• Sound, basic Cannon values too! Towels that take life seriously—delightfully big, thick and soft, do their drying double-quick. Always remember: Cannon makes so many towels (in the world's largest towel mills) they can give you wider variety and better values all the way from 25c to $2. Cannon Mills, Inc., New York City.



TRADE MARK CANNON COLOR GUARANTEED FAST

Cannon Towels

CANNON TOWELS • CANNON SHEETS • CANNON PURE SILK HOSIERY

• ***NEWS!*** CANNON HOSIERY . . . PURE SILK . . . FULL-FASHIONED . . . SHEER AND LOVELY . . . BETTER MADE TO CUT DOWN "MYSTERY RUNS." . . . BUY CANNON HOSIERY IN THE HANDY PACK AT YOUR FAVORITE STORE.

Mother-You Look Wonderful Tonight!

It's Easy To Stay Young When G-E Appliances Do The Work

WHAT woman's heart doesn't beat faster at praise from her very own son, now come to his dinner-coat age! She can tell him—and you—her secret for fadeless youth. She has surrendered the hard and aging household tasks to General Electric appliances. Use these modern servants in *your* home. They are tireless, and most economical, too. Electricity is cheap—the more of it used, the less it costs per unit. General Electric research and manufacture make this complete line of appliances so dependable they pay for themselves many times over... in time and energy... in comfort and convenience. See your G-E dealer about our monthly payment plan on these work-saving aids that help to keep women young!

G-E WATER HEATER—All the hot water you want—for showers, for shaves, clothes-washing and dish-washing, scrubbing and cleaning, and all for just a few pennies a day. Economical to use. Needs no attention. A real luxury at a really low cost. Available in models from 2 to 140 gallon capacity.

G-E RANGE—Here's clean, cool, electric cooking that's fast and economical, too. Cooks whole meals perfectly—even when you are away from home. Ask about the Thrift Cooker, Tripl-Oven, Tel-a-cook Lights and the 5-speed Calrod Cooking Units. All models are available on attractive terms.

G-E ELECTRIC SINK—With Dishwasher and Disposall—washes your silver, glassware, china, all gleamingly clean for you. And your hands never touch any dishwater. The Disposall gets rid of food waste and flushes it down the drain—the clean, sanitary way to end the messy garbage problem.

G-E CLOTHES WASHER—Activator insures gentle, thorough washing of every piece, and the whole wash turns out clean and fast. Exclusive One-Control Wringer does a hard household task easily. Let electricity and General Electric solve your washing problems. Ask about convenient terms.

G-E FLATPLATE IRONER—Sit down and iron in comfort. This G-E ironer exerts tremendous pressure yet works at the slightest touch. Irons everything perfectly from flat pieces to shirts, ruffles, delicate lingerie and baby's clothes. G-E Ironer is a real wife-preserver in any home. Convenient terms.

G-E CLEANER—Banishes the sweeping and dusting drudgery. Light-weight; easy to handle; has G-E toe-tip adjustment that ends stooping. Its powerful three-way action (tapping, suction, combing) gets out all dirt, yet is easy on rugs, drapes and upholstery. Model shown at $44.95. Others priced from $29.95.

A Finer G-E Refrigerator With Selective Air Conditions

STEADILY, year after year, General Electric has pioneered major betterments in automatic refrigeration. First with a sealed cold-making mechanism! First with an all-steel cabinet! First with stainless steel super-freezer, sliding shelves and other notable advancements. And now G-E gives you perfected Selective Air Conditions—the most practical low-cost method yet devised for convenient, economical food preservation.

Every G-E Refrigerator is powered with the famous G-E Thrift Unit, original sealed-in-steel, cold-making mechanism world-renowned for quiet operation, low current cost and dependable performance.

Sub-Freezing Storage. Low Temperature With High Humidity Storage. Moderate Temperature With High Humidity. Safety-Zone General Storage.

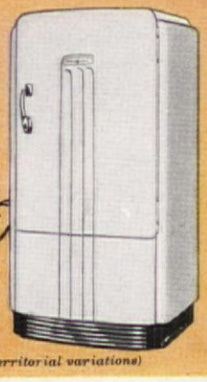

Present Prices Lowest G-E Ever Quoted

(All prices subject to territorial variations)

GENERAL ELECTRIC

MRS. CHARLES D. LANIER. President of the Robert E. Lee Memorial Foundation writes to tell us that they are delighted with the article on Stratford Hall in our September issue, and congratulates us and the author, Mrs. Cummin, on our excellent presentation. Thank you —for the bouquet and for the privilege of publishing the first story on so distinguished an accomplishment as this Stratford restoration by you and your group of women.

IT SEEMS THAT PARENTS got quite vehement over Ruth Schaack's article in July and while she did write it perhaps we should share the abuse because we deliberately presented it in as provocative a manner as we could, believing the "other side" should have an inning now and then and that it is good for parents too to be "taken down" once in a while. We hasten to add WE are parents! Mrs. Robinson Shepard of Franklin, N. H., was perhaps our most upset reader—she wrote:

"DEAR EDITOR,

"Yesterday I received my July number of THE AMERICAN HOME and when I climbed into bed at 9 o'clock I anticipated a couple of hours of enjoyment. Then the first thing I read is that terrible mess written by one Ruth Schaack. I am amazed that your magazine would even read through the manuscript much less publish it. It certainly sounded like the work of an amateur and while I am all for encouraging literary genius I still believe one should draw some lines somewhere. Up to date AMERICAN HOME has shown a nicety of choice in her reading matter and then to publish that stuff. My goodness! I flung the magazine away and began reading the Wall Street Journal.

"Her article sounded for all the world like a spoiled 'biddy' who wanted to be the center of the stage and was pushed into the background and therefore set out to air her pet peeve. I am the mother of three young sons and guests invited into my home are friends who know both me and the sons and if they don't like our way of doing they can always refuse any invitations. Very likely it is the country air, but we do not get any refusals.

"Then that little touch about 'There ain't no Santa Claus.' That was just too, too cute. It certainly takes the one who never took time out to be human to come out with a crack like that. Why doesn't she tell that to the W. P. A. They certainly ought to be told, after all, it is going to be pretty hard on them when they find it out and if they could just get a little hint that Papa foots the bills it should soften things for them a little.

"I hope someone's little devil shoots off a fine big firecracker under her window at 4 a.m. on July 4th, and then shoots off a couple of hundred more. Perhaps then we could look forward to another of her remarkable articles on how to raise children. P. S. Do you suppose she knows where babies come from? Lots of possibilities for her there!"

And **BESSIE MORSE FRANZ** was pretty mad, too. She wrote that when she "picked up the July issue of THE AMERICAN HOME and read Ruth Schaack's article,—'Parents, It's True—So Help Me!', my blood fairly boiled; and if I were a writer I should like to write an article entitled,—'Guests, It's True—So Help Me!'

"Some of Mrs. Schaack's opinions are timely, i.e. about the time for the training of table manners of children when guests are not present; about parents monopolizing the evening conversation, about the doings and sayings of the children, etc. But all this is mostly in reference to the older child in question—a child probably four years old.

"What I take particular exception to is her attitude of the mother who has to give the month-old baby its necessary attention. The mother herself regrets having to excuse herself from her guest long enough to attend to the helpless little miss who is accustomed to routine care. What the mother needs is just a little cooperation from her guest who she has taken great pleasure in inviting to her home, and has worked all day cleaning the house, preparing the meal, and planning the social aspect of the evening to follow. She has no maid; and, being the mother of two small children, she has had to plan her work to fit in with the baby's needs and the guest's attention. But Ruth Schaack and others like her, who apparently have no one to think about but themselves, take only the selfish attitude and remark, '. . . all you proud parents, we childless friends think we deserve a little more consideration as your guests.' The guest accepted the invitation knowing there was a baby in the home with no maid, and another child too; and that the mother was striving to repay her social obligations, few as they are while the children are small. The hostess-mother took for granted the guest would be far-seeing enough and unselfish enough to excuse her for a few moments. The guests sometimes bring it all on themselves by not arriving promptly at the time specified in the invitation—but leisurely arrive in anywhere from fifteen to thirty minutes late. Of course, by that time the baby needs attention; the meal that has been so carefully prepared and timed is far from perfection; and the hostess-mother is heartsick.

"Guest, It's True—So Help Me! I know. I'm a mother with no maid, and I like to have friends come to a meal. And I thank the Lord I have real friends who are appreciative of my efforts and don't demand every minute of my time while they are in my home! . . .

"If the guest cannot, or doesn't care to, consider the parent angle, the child's interest, and accept the hospitality under the prevailing situation, then she should not accept. She should be perfectly frank with her friend and say: ''Twas sweet of you to ask me, but my Dear, until your children are older, or you can have maid service so that you can give me your undivided attention—the consideration we deserve as your guests—I think I'll not accept. Thanks, just the same.' Your hostess will appreciate you much more. She will know then just how you feel, and will still try to think of you as a friend instead of otherwise having you make the supreme sacrifice and making of yourself a hypocrite. . . . Oh, it's So True—So Help Me Guest!"

And **MRS. DOROTHY WRIGHT** of Rochester, N. Y., also stepped up in defense of parents. She wrote that "the question of whether one can be a mother and hostess at the same time is a very tender subject with most of us and starts us wondering very early in the game. . . . What upset me most was her complaint that parents always bore their guests by constantly talking of Junior's record in school and the baby's first steps. No doubt, it is boring and arouses no feeling of excitement or even interest in the guest, but—and this is important—this habit of talking of the children's progress was brought on and fostered by friends and relatives, even the grocer and the druggist and the laundry man. As soon as the news of a new baby gets around, it becomes the only subject of conversation—even before the baby arrives. Later it was even worse. Everybody inquired about the baby. How's the baby? Does he walk? Does he talk? How many teeth has he? and so on— . . . I still read good books, magazines, see good movies, but nobody ever starts a discussion about them. This all happens to most every woman once she becomes a mother. So can we be blamed if we seem to overdo the mother act? None of us wanted to, I'm sure.

"When it comes to correcting children, we really are up against it. We must correct them or scold them for annoying our guests or run the risk of being known as those Joneses with the terrible children. Guests like to feel that children like them but they generally feel that a little affection goes a long way. "Well, you can't turn children on or off like the radio—if you show any interest in children you have to follow through and be really interested. Ordinarily, children aren't very interested in outsiders except from a distance, but after a lot of attention like pats on the head, and attempts to cuddle them, to say nothing of the gibberish and baby talk which no one understands, the children soon come to accept these as natural and expect them. . . . We'd like our lives to continue pretty much as before, and enjoy our children by ourselves, but it's not too easy. I guess we'll just have to wait until all of our friends join us in parenthood and become as guilty as we are. As Mrs. Schaack says—'Adults have their interests too,' but are any of them as exciting and satisfying as watching our children grow and develop into real individual personalities? They're pretty wonderful. . . . Thank you for bearing with me. I feel better now after letting off this steam."

Now we are pretty foolish ourselves as parents, but we are wise enough not to "stick out our necks" in this big argument of children vs. guests vs. parents ad infinitum. But the "evidence" would not all be in unless we quoted Mrs. West Tobey, a "shining new parent."! She wrote us "just a note of appreciation and thanks for the article 'Parents, It's true—So Help me!' And I wish you would thank the author, Ruth Schaack, for me too.

"My husband and I are what you might term, 'shining new parents,' having a four-months-old baby boy. Of course, we think he is the most beautiful (if a boy can be beautiful), cutest [*Please turn to page 90*]

Such a Charming Bathroom

... at such low cost!

YOU will actually be surprised at how little it will cost you to change your present old-fashioned bathroom into a modern, convenient one like this. The lavatory is the Crane *Drexel*—made of vitreous china with a large sized basin, ample shelf space, an integral mixing faucet to give tempered water and a *pop-up* waste that means rapid draining. The handsome *Coronova* bathtub is low in height yet of large capacity, with a flat bottom that affords greater security when shower bathing. The closet is Crane *Manor*—of one-piece construction, low in height, quiet in action.

Your Plumbing Contractor will tell you how little it will cost to have an attractive bathroom like this one—how you can add a full bathroom or a half bath to your home—on the Crane Budget Plan if you like.

If you are interested in a new bathroom or in modernizing your present one, mail the coupon below for a copy of Crane's booklet on planning beautiful bathrooms. It will be sent to you without obligation. Clip the coupon now!

CRANE

VALVES • FITTINGS • PIPE • PLUMBING • HEATING • PUMPS

CRANE CO., GENERAL OFFICES: 836 SOUTH MICHIGAN AVENUE, CHICAGO

CRANE CO., 836 S. MICHIGAN AVE., CHICAGO, ILL. AH 10-39

Please send me your illustrated book showing bathrooms together with the Crane Planning Data Sheet and location of the nearest Crane Branch where I can consult your planning service.

Name.....

Address.....

City.....*State*.....

INDEX TO NATIONAL ADVERTISERS

October, 1939

It is the definite policy of* THE AMERICAN HOME *to make its advertising pages trustworthy and reliable.

AUTOMOTIVE

Nash Division of Nash Kelvinator Corporation 8

BUILDING

Alcoa Aluminum Windows 4
American Gas Association 68
Andersen Corporation (Windows) 114
Bennett Fireplace Company 95
Burnham Boiler Corporation 94
Cabot's Paints 108
Casco Cement & Glue 114
Celotex Insulation 73
John Cooper Company (Garages) 119
Crane Company 14
Cyclone Fence Company 121
Eagle—Picher Home Insulation 118
Elgin Steel Kitchens 118
General Electric Company (Automatic Heating Equipment) 3
Heatilator Fireplaces 117
Hoffman Specialty Company, Inc. 108
Insulite Company 117
International Mill & Timber Co. 115
Iron Fireman Automatic Coal Firing 72
Ives Casement Windows 109
Johns-Manville Building Materials 61, 95
Kimsul Insulation (Kimberly-Clark Corp.) 109
Kohler Company 110
Lead Industries Association (White Lead) 70
Libbey-Owens-Ford Glass Co. 65
Masonite Corporation 103
Minneapolis-Honeywell Regulator Co. 83
Monarch Metal Weatherstrip Corp. 80
Mural-tone Wall Paint 111
Owens-Corning Fiberglas Corp. 74
Pittsburgh Plate Glass Company (Plate Glass, Carrara, Glass Blocks) 88
Plastic Wood 119
Pratt & Lambert Floor Varnish 94
Red Cedar Shingle Bureau 106
Ruberoid Roofing 89
Rutland Fire Clay Company 117
Ruud Gas Water Heaters 94
Webster Electric Company (Oil Burner Equipment) 111
Weisway Cabinet Showers 112
Western Pine Association 111
Wood Conversion Co. (Balsam Wool) 110

ELECTRICAL EQUIPMENT

Frigidaire Electric Range 66
General Electric Company (Household Equipment) 12
General Electric Mazda Lamps 116
Hoover Company (Electric Cleaners) ..... 3rd Cover
McGraw Electric Co. (Toastmaster) 91
Sunbeam Mixmaster 99
Webster Electric Company (Oil Burner Equipment) 111

FOODS

Campbell's Soups 57
Church & Dwight Co., Inc. (Arm & Hammer and Cow Brand Baking Soda) 92
Davis Company, R. B. (Cocomalt) 6
Franco-American Spaghetti 64
Heinz Cooked Spaghetti 83
Kellogg's Rice Krispies 7
Libby, McNeill & Libby 101
Minute Tapioca (General Foods Corp.) 100
Ralston Shredded Whole Wheat 90
Royal Baking Powder (Standard Brands, Inc.) 62
Wesson Oil 98

HORTICULTURE

Ackerman Nursery 120
Brand Peony Farms 120
Burgess Seed & Plant Company 120
Burpee Company, W. Atlee 117, 120
Conard-Pyle Company 120
Fulton's Plantabbs 120
Gardenville Bulb Growers 120
Holland Bulb Industry 121
Jackson & Perkins Company 120
Krider Nurseries, Inc. 120
Maloney Bros. Nursery Co., Inc. 120
Naughton Farms, Inc. 120
Novotny Gardens 120
Seymour Smith & Son, Inc. 117, 120
Stassen Floral Gardens 120
Wayside Gardens 121

HOUSE EQUIPMENT

Aluminum Cooking Utensil Company "Wear-Ever" 63
Aluminum Company of America (Aluminum Hoods) 85
Aluminum Goods Manufacturing Co. (Mirro Aluminum) 58
Armstrong's Linoleum Floors ..... 2nd Cover
Cannon Mills (Towels) 11
Cataract—Sharpe Manufacturing Co. 113
Clover Leaf Crystal Shops, Inc. 109
Club Aluminum Cleaner 115
Columbia Mills, Inc. "Metalite Blinds" 112
Columbia Mills, Inc. (Window Shades) 113
Congoleum-Nairn Inc. (Sealex Linoleum) 67
Fostoria Glass Company 82
Frigidaire Electric Range 66
Heisey's Glassware 115
M. E. Heuck 109
Hubinger Co. (Elastic Starch) 99
"Linit" Starch 117
O-Cedar Polish 99
Owen Silent Spring Company, Inc. 96
Paraffine Companies, Inc. (Pabco Linoleum) 15
Royal Lace Paper Works, Inc. 119
St. Charles Steel Kitchen Cabinets 113
Scott Paper Company (Towels) 69
Wooster Rubber Company 109
Zim Jar Opener 109

HOUSE FURNISHINGS

Bigelow-Sanford Carpet Co. 78
Columbus Coated Fabrics Corp. 112
Fairclough & Gold, Inc. 91
G-H Specialty Co. (Lap Tables) 109
Goodman & Son, Julius (Silverware) 97
Gorham Company, The 92
Heywood-Wakefield Furniture 97
Holmes & Son, Archibald 104, 105
Imperial Furniture Company 86
Imperial Washable Wallpapers 79
Kenwood Blankets 115
Kindel Furniture Company 115
Knape & Vogt Mfg. Company 80
McKay Table Pads 118
Merribee Art Embroidery Co. 100
Olson Rugs (Rug Makers) 117
Pepperell Mfg. Co. (Sheets) 60
Pequot Sheets & Pillow Cases 76
Scranton Lace Company 10
Simmons Company 77
Smith & Sons, Alexander 87
Snuggle Rug Company 80
Spring-Air Company 122
Standard Coated Products Corp. 95
Stearns & Foster Company 119
Tomlinson of High Point (Furniture) 93
Tribal Indian Post 119
Utica Sheets & Pillow Cases 113
Virginia House Furniture 107
Watson Company, The 114
Wool Trading Co. (Yarns) 113

INSURANCE

American Insurance Group 118
Employers' Group 102
Prudential Insurance Co. of America 71

MISCELLANEOUS

K-R-O Rat Poison 103
Robert W. Kellogg Co. (Gifts) 109
Daniel Low & Co. (Xmas Gifts) 115
Sergeant's Dog Medicines 111
Swift & Company (Pard Dog Food) 81

PUBLISHERS

Book-of-the-Month Club, Inc. 5
General Card Company (Xmas Cards) 109
G. & C. Merriam Company 116
Silver Swan Studios (Xmas Cards) 97

SCHOOLS

American Landscape School 113
New York School of Interior Decoration 100

SERVICES

American Telephone & Telegraph Co. (Bell Telephone System) 99
American Telephone & Telegraph Co. (Classified Directories) 64

SMOKING MATERIALS

Camel Cigarettes ..... 4th Cover

SOAPS AND CLEANSERS

Bon Ami Cake 97
Clorox Chemical Company 116
Drano (The Drackett Company) 80
Dri-Brite, Inc. 91
Fels-Naptha Soap 75
Johnson, S. C. & Son, Inc. 85
Sani-Flush (Hygienic Products Co.) 103
Windex (The Drackett Company) 59

TOILET GOODS AND DRUGS

Mennen Company, The 96
Pepsodent Antiseptic 84
Tampax, Incorporated 102

While every precaution is taken to insure accuracy, we cannot guarantee against the possibility of an occasional change or omission in the preparation of this index.

"I've just made an exciting discovery about Linoleum"

"I'VE JUST LEARNED that linoleum floors can make decorating easy . . . that seams don't need to show . . . that can find colors that really harmonize with my rooms. Lucky for me, I went to a store that carries Pabco."

2. "THE SALESMAN PROVED to me that the new Pabco 'Luxury Floors' of marbled squares do not show foot marks or seams. And I saw at once that the inlaid squares break up the sameness of ordinary all-over *sheet* marbles."

3. "AND THEN HE showed me the big reason why decorators are going for these new Pabco 'Luxury Floors.' The built-in insets give just the right accent of color to the smart inlaid marbled squares — just perfect to decorate to."

4. "AND HERE IS my new Pabco Linoleum—one of the very newest 'Luxury Floor' patterns."

"It's simply beautiful, Alice. And I'm so glad you found it. You've given me a new idea for my kitchen and sun porch."

At the Pabco Dealer's you'll find the whitest whites and truest blues you ever saw in linoleum. Pabco's modern new processes make all colors truer and clearer. And Pabco is genuine inlaid linoleum with the colors clear through to a real BURLAP BACK. The new swirl marbles are another example of Pabco's style leadership. No wonder decorators and particular women are choosing Pabco! Ask dealer for our booklet on room decoration.

PABCO LINOLEUM

LUXURY FLOORS AT REGULAR LINOLEUM PRICES

The Paraffine Companies, Inc., New York, Chicago, San Francisco, Makers, also, of Pabco "Stainless Sheen" Floor Coverings



We are coming round the mountains

Reading down: Beauty against a Portland wall; a love of a house in Fox Point, Wisc.; tulips in Seattle; and two California beauty spots

English atmosphere, Chicago suburb

Dear Readers:

Seattle garden

"Shakespeare's" garden at Northwestern University



We go up the Oregon coast; at top, Santa Lucia, Carmel; acres of Iris at Vaughan's Nursery

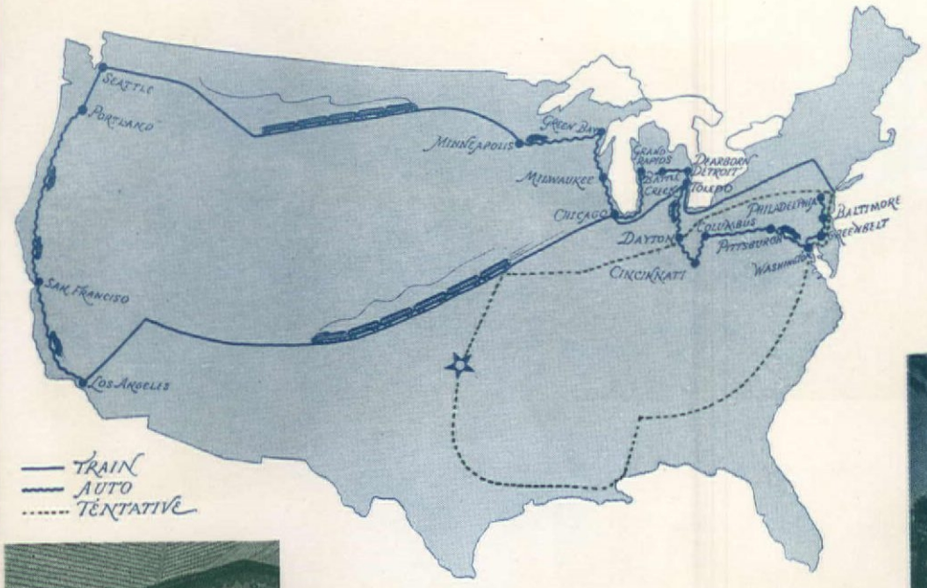

WE WERE deeply shocked to discover in San Francisco this summer a nationally known editor visiting the Coast for the first time. It just hadn't ever occurred to us that one could do a job for the U. S. A. behind a New York City desk. Now indeed it must be an easy and a pleasant job to sit at one's desk and have the world come to one, or at least come in envelopes and packages over the transom.

Had a wonderful trip!

Your Editors

But somehow we always feel that it would be downright presumptuous to sit in New York, or any other one city for that matter, and tell folks in the United States what they should do—unless we had seen with our eyes exactly where and how they did live and knew intimately the geographical differences in tastes and spending in this vast country of ours. We've just never edited THE AMERICAN HOME that way and from the very first we've gone a-trouping, covering thousands of miles every year. We go by plane, train, or car—but like best driving our own car because only in that way can one meander up and down every little suburban street, run in and look at all the new little houses, talk to readers in their own homes, pull up before super markets or before a country antique shop. We visit museums, we go into department stores and furniture stores—for there's no use our getting wildly excited over new merchandise if it can't be purchased all over the U. S. A. We see people and talk to people, and that's how we edit THE AMERICAN HOME. That's why we know personally practically every suburban street and city store in America. It's the only way we know how to do a really practical job of editing. It's a big country and there are mighty few all-around, general statements that would apply or interest all of American homemakers at one time. An intimate knowledge of people and geography seems to us the chief equipment for an editorial staff—and that's why we keep a "trouping" editorial staff rather than desk editors.

Now, when we discovered that other editors did not travel and were surprised to find that we did, we wondered if our own readers might not be genuinely interested to read about one of these typical editorial "tours" of ours and decided we'd tell you of our last trip—for we'll surely be on our way around those "tentative" dotted lines on the map above when you read this!

This spring our "troupe" consisted of little Julie Bourne, our home economist; Ned Seymour, our horticulturist; Bill Mehlhorn, our architect; and self—"self" being Jean Austin. From our map, you'll see that we used both train and car. Julia Bourne comes from Iowa, and so knew most of the country. Mr. Seymour had been to the Coast within the year, and I, of course, am an old, old trouper. But Bill Mehlhorn, a Philadelphian, was making his first trip to the Coast and so his reactions are perhaps the most interesting because of their fresh viewpoint:

"All across the country the wheels seemed to hum 'this is my own, my native land.' It was impossible not to be wonderfully and fearfully aware

Time out for beauty on even the busiest editorial trip, whether it be Arizona desert or Carl Milles' exquisite sculpture at Cranbrook, Michigan. The "troupe" inspects a house we'd sponsored, little Virginia Draper shows us how she keeps house, and to the right two excellent ideas from Los Angeles



Two of many charming homes in Roland Park, Baltimore's beautiful suburb



Effective use of ground cover in Bel Air and Palo Alto



The Weston children and the Weston dog on the lawn of their Dayton home. Below, detail in Mr. Ford's Greenfield Village

of the enormity of the United States and to understand the vitality, tenacity, and tolerance which holds it together. Miles of midwestern plains, deserts bleached by sun and haunting moonlight, and then Los Angeles with its super-colossal hot dog stands, super-super markets, ingenious little houses, its way of living its own life in its own way as though it were a country isolated from the rest of the U. S. A. The night ride to the Chalfont Heads in the Ojai Valley, through soupy fog and heady precipices. The San Simeon highway by moonlight as sublime and sonorous as Sibelius or Beethoven. No sound but that of waves and the barking of seals far below us. A bitter cold night at Big Sur, the delightful Carmel Valley, and riding above the clouds into San Francisco, a city with the cosmopolitan air and ancient charm of a foreign city instead of the lively kaleidoscopic resort effect of Los Angeles. A city of imaginative architects, untroubled by petty rules of rote and tradition, evolving a really new style for living with compact planning, new use of materials, freshly designed details and exteriors. Dorothy Liebes, charming and gracious hostess to the whole 'troupe' and modest about her wonderful achievement, the superbly organized Fine and Decorative Arts Exhibit at the Golden Gate Fair. Up the beautiful Oregon coast to Portland and Seattle, an energetic and stimulating city and entirely unlike any city to the south of it. Several weeks and several thousand miles of looking at suburban homes and gardens, from Los Angeles to Seattle—leaving

Two sides of a Dayton doctor's home





Why an editorial mind must stay unbiased—six entirely different and completely charming homes in Illinois, Wisconsin, California, Michigan

One of the high spots of our trip—Frank Lloyd Wright's beautiful Johnson factory



A swell two-family house in Roland Park, Md.; a fringed poppy in Mr. Weed's Oregon garden



an indelible panoramic impression of the entire West Coast. Reluctantly I boarded the train for Minneapolis, loath to end my first trip to this vital, magnificent part of our United States."

It was Ned Seymour who pointed out that it was perhaps a bit unfair to other, less favored parts of the country, that our trip started in southern California just as spring had blossomed out into its lush perfection there. The contrast to the cold gray we had left in the East was striking. But in fairness, it must be admitted that in every phase of living, Californians have a sense of freedom from restraint; a willingness to try out unusual effects; to be generous and free in the use of color that cannot be found anywhere else in the U. S. A. It is with regret that we note in Portland and somewhat in Seattle, a tendency to follow slavishly traditional architecture and decoration, so ill suited to their magnificent rugged country and strenuous outdoor lives. But perhaps the thing we could all best emulate is the California habit of thinking of a house, a garden, and decoration as one complete unit—a HOME! While the house is in progress of construction, you will find "Tommy" Church, one of California's most distinguished landscape architects, busily directing the landscaping of that same little house. These trained landscape experts are willing to adapt their knowledge and efforts to all kinds of problems, clients, and pocketbooks. Because a house is not a home unless it provides for outdoor living, the client has learned to budget his total "home" cost to include the landscaping as well as the house construction. He is willing to cut loose from

Oakland roses; the Williamsburg influence in Silver Springs, Md.; Dayton, Ohio, terrace with ramp to garden (left); and "Suwanee River boat" in Dearborn

Coming—Mr. Butler Sturtevant's story of his own lovely little garden —alone worth the trip!

Houses and more houses—in Ohio, Wisconsin, California, and Illinois



Houses, houses—in Columbus, Minneapolis, Middletown, and California





Very pleasing is the way they use beige with white on California homes. In the center, little house with the Mansard roof Chicago suburbanites like so much

Little house overcome by bridal wreath!

hampering styles and formalities in order to achieve results that he can best use and enjoy. A fine decorator, like Miss Layton, (who did the Draper house in this issue on page 21) will lend her knowledge and skill to a small house, and the results are the bright, charming little houses one can find all over the country, but find nowhere in abundance except in California. It is a happy condition peculiar to California and one we have long admired and we hereby pay public tribute to her architects, landscape architects, decorators, and homemakers who can so intelligently work together for such harmonious and charming results. These things, not the eternal Californian talk about sunny weather and blue skies are what impress us!

All of the pictures you see here on these pages were taken on this last trip of ours, most of them from the car. Simultaneously with the publication of this October issue we shall have written all the owners of these lovely spots, asking them if we might not present them in detail to you in future issues and asking forgiveness for our boldness in just riding up their street and "snapping" their homes or gardens. We hope they will all say "yes" but even if they don't, we know they could not begrudge us, and you, the pleasure we've had in looking at them in this quick, panoramic way.

The first "results" of this trip you saw in our September issue. We hope our lead article on foundation planting —"The good and the bad of it"—did not cause ill will. But for years we have published drawings showing the good and the bad of it and, so it seems to us, with very little resulting good! And so we decided on this trip to show actual "cases" hoping that many would recognize *their* mistakes through those four typically bad examples. In our September portfolio of "21 Small Houses in the U. S. A." six of these houses we "got" on this trip. We think the Will house in Evanston one of the finest small houses we have ever seen. But what a time we did have getting it! It was a hot June Sunday morning and we ambled slowly up the street, trying to get a photograph of it without arousing the suspicions of the "owner." However, the "owner" being coolly attired in one pair of shorts net, and busy clipping the hedge, kept snipping at this and at that and unobligingly stayed right on in his own front yard. After circling the block several times we decided to be forthright about the whole thing (if we stopped to talk to "owners" we'd still be out on that same trip!) and parked beside the front door. We found Mr. Will to be the architect of his own home and pleased at our interest in it. Also we discovered he was an old friend of our own Marni Wood (staff member who was left at home) and wangled the promise he'd tell us of any other interesting new houses his firm might do in the future. The Boggs home in Westwood Hills, the pint size Columbus home of Dr. Eagle, the swell little builder's house in Wilmette, architect Doty's house at Lake Oswego, and the really exciting plywood house by John Yeon—these are typical of what we saw on this trip and of the good things we can promise "more of"!





When we started out Julie Bourne would make a wild dash for the kitchens, Ned Seymour had eyes only for the planting, or lack of it, but before long there were four pairs of

[*Please turn to page 92*]

Family portrait on the terrace of the Draper house. Three of your American Home editors and the owners, decorator, designer, and landscaper of the house

Were we proud of "our" RANCH HOUSE!

WALTER B. SNOOK
Designer

WILLA C. CLOYS
Landscape Architect

ROGER STURTEVANT
Photographer

If some offspring of ours grows up to be President we won't be any more thrilled than we were when we saw Mr. Jerome Draper's new house at Menlo Park, outside of San Francisco, one sunny day last May. We sponsored the house in our March, 1939, issue in which we published exterior sketches and the floor plan, but when we saw it completed and furnished we were doubly proud to be associated with it. The designer, decorator, and owner have created a fine house, one in which every detail has been tastefully and thoughtfully handled, and well related to the whole house.

The plan works out very well and offers easy circulation between the six rooms of the house, which are all on the ground floor. The bedroom wing on the left and the garage wing at the right are built at a tangent to the house which proves an excellent arrangement for a corner lot because the wings help to enclose the outdoor terrace and simple garden at the back. It also provides a delightful hall to the bedrooms lighted by a large fixed window overlooking the garden. The house is of brick and stucco painted a smart white with very dark blue blinds and shuttered awnings. The open terraces at front and rear, the overhanging roof eaves which partly shade them, the recessed windows with their copings for plants or a window seat, and the

Simple but distinguished furniture, color schemes which escape banality, carefully chosen accessories are the reasons for such exceptionally successful rooms at remarkably moderate cost

LAYTON
Decorator

Sufficient furniture for every need but an absolute lack of clutter achieves a feeling of great spaciousness in this little house

orange trees in painted barrels, all these features combine to give the front and back of the house a fresh, inviting, livable as well as distinguished appearance.

The interiors, which appear on the cover and on facing page, are an achievement in doing rooms really well at moderate cost. Much of the furniture is from national manufacturers' stock, which proves that you don't have to own heirlooms to have beautiful rooms, neither do your rooms have to look like a furniture store stock room. All of the furniture has been mixed so well and is set off by such well chosen colors and fabrics that the rooms have genuine individuality. Another feature which delighted us was the spacious arrangement and completeness of the rooms. There is sufficient furniture for every living need but an absolute lack of clutter or of crowding in any one room.

The living room is a variation of a ranch house interior with a pitched, open raftered ceiling. Located directly off the double doored front entrance hall, its walls and ceiling are off white. The color scheme enlivening this background is as bright as a California day, yellow and blue. The rug is medium blue and the full-length window draperies are a soft yellow in a nubby texture while the patterned material on sofa and fireside chairs is yellow and blue on a natural tone background. Rust red strikes a pleasantly contrasting note in the upholstery of the large wing chair in one corner and in the pad of a comb-back chair at the opposite end of the room. An interesting desk is against the wall at this same end of the room, just out of the range of our photograph. The tables are early 18th century reproductions in a specially finished honey colored maple. In the shades of the polished brass lamps, the maple framed prints of early California scenes, and the decorations of several black Hitchcock chairs, red rust and old red and blue pick up the bright color of the room with sharp dark accents.

The dining room is entertaining in appearance as well as in function because it has the sort of subtle color scheme which wears well, which keeps your interest up, and doesn't get tiresome with long acquaintance. A low dado painted beige runs around the room and a wallpaper with a beige background but dominated by an overall pattern of dull green leaves and lattice, covers the wall above it. The paper is a reproduction of one from Williamsburg, Va., and has a quaint yet sophisticated flavor. There are beige draperies

[*Please turn to page 70*]

And our little IRISH COTTAGE

Carl Gromme, architect. Leach Realty Co., builders

turned out "foine"

Here is proof that the little Irish cottage, one of the Golden Gate Exposition model homes sponsored by THE AMERICAN HOME and built in a Marin County valley, lived up to our expectations. You saw the architect's plans and exterior elevation in our March issue

EDWYN A. HUNT

PLEASANT cottage effect on the outside, modern furnishings inside, and a sound plan make this a remarkably successful house for a small family, Irish or not. It is designed for outdoor as well as indoor living, and it has all conveniences ranging from an efficient laundry to an entranceway between the garage and the living room.

Since the house was built to sell for $7,500 including draperies, curtains, Venetian blinds, and floor coverings, the furniture had to be kept within certain price limitations. I had to decorate on a budget and the result had to be an interior easy to keep in first-class

Edwyn A. Hunt, decorator *Roger Sturtevant, photographer*



condition without benefit of maid and consistent with the newest trends in furnishings. Swedish Modern was the answer.

For the living room color scheme I wanted to pay my respects to the Irish, so I used hand-woven upholstery fabrics in yellow and deep yellow-green, and a green linen rug. Walnut pieces in both light and dark finishes proved to be more interesting than my original intention of using all blond wood furniture. A simply framed water color adds importance to the fireplace wall, and nicely designed lamps and accessories carry out the modern spirit. Although the living room is not large, it seems quite spacious by reason of the solid color rug, lack of unnecessary ornamentation, and functional furniture. It is a thoroughly livable and really easy to care for room.

Very much a part of the living room, and opening onto an outdoor terrace sheltered by spreading trees, is the dining alcove. Small-scaled dining furniture of wheat-colored wood and chromium emphasizes the free and open character of this alcove. Its relationship to the outdoors and the living room makes it an ideal place for entertaining at informal parties.

In the master bedroom I used severely modern furniture of bleached primavera, a blue and white plaid linen rug, and a tailored blue crash bedspread. To soften the effect of too many straight lines and to cut costs, I shocked my purist friends by putting ruffled point d'esprit curtains at the windows. The slipper chair is upholstered in a floral glazed chintz and the water color is one of my own studies.

Though I had thought of using a quaint wallpaper and antique pine furniture in the guest bedroom, this idea was abandoned when I discovered that the walls had been finished ahead of schedule in a rough off-white plaster. Against these walls a modern color scheme of coral and yellow-green, and Swedish Modern furniture in blond mahogany showed to best advantage. The coral cotton rug, printed cotton draperies, striped bedspread, and chartreuse slipper chair are bright and strikingly modern.

The kitchen, a room of great efficiency per square foot, is done in gray, yellow, and white, accented by a red feature stripe in the linoleum floor. Two tones of blue and white make a cool looking bathroom.

This little Irish cottage has turned out to be just as charming as the originals in County Donegal. But it has in addition all the modern conveniences, all the time and step-saving devices, all the sound planning that today's average American family demands. It has things few Irishmen ever thought till now. We think it turned out "foine!"



Photograph by R. H. Ross

A get-acquainted program for COMMUTING FATHERS

It's a wise child that knows its father—when Father takes the 8:15 in the morning and gets home at night just in time for dinner. But it can be done—here's how!

CLIFFORD PARCHER

ccuse the average father of not really knowing his children and he will deny the arge vehemently. Yet the fact remains that usual mode of urban or suburban domes- life today brings about this lamentable ndition. Definite steps must be taken to rrect it—immediate steps lest you waken me fine day to realize that your sons or ughters are practically strangers to you. en you *will* have a decided hurdle to sur- ount, for chances are you will have allowed barrier to be raised that you can never ite top.

Of course, it requires planning! Take a pical day in the life of a business-man- ther. Breakfast is a mad rush against time en a dozen extra words mean a missed in. And most children consistently fail to ow themselves quite enough time to get ady for school. The result? A completely uddled morning.

That leaves the evening, as far as weekdays e concerned. Then the head of the family late in getting home from the office, the unger children have already eaten and are out ready for bed while the older ones are sy with homework. Too, there are the par- ts' social activities to be considered. All in not a hopeful set-up for a family confab. t the evening does have possibilities which ll be pointed out later on.

Week ends present the best opportunity for thers to build up an intimacy with their ungsters, though even then the time is ely to be crowded with golf, gardening, kes, and movies. Precious companionable urs can be found, however, if the desire strong enough.

So much for finding a time to institute a t-acquainted program. But how to use the ne, once it is located! There are a lot of swers to that, so let's examine a few ecific cases.

A friend of mine and his young son are uts" when it comes to miniature railroad- g. I don't know where the thing started. aybe it was with Tommy, the son; more ely it was with Pete, the father. It really esn't matter for the fact remains that it is interest equally shared. Their tracks wind around a good-sized cellar, with sidings, itches, stations, towns, bridges, safety sig- ls, and all the other paraphernalia that es to make up a complete "system." And e hours they spend together, directing ffic and operating express trains, freights, d all the rest of the rolling stock bring ther and son into an unusually close and ppy relationship.

My friend Gray is as devoted a follower Izaak Walton as I've ever known. From byhood, Alan has listened to his father k about fishing. Now they tramp trout eams together and discuss the technicalities flies and rods, or whatever it is that ardent hermen talk about so endlessly. The result that they are really good pals, not com- rative strangers.

Then there is Don, who includes an ex- nsive knowledge of nature among his many erests. Sonny has absorbed everything he uld put his eye or ear or hand to. He knows the bird calls; he can tell you about the bits of the little wild creatures who live in e fields and woods around his lovely farm home; he has bred guinea pigs and rabbits. And when you hear father and son discussing some such subject, you know they are great friends and real companions.

A common interest between father and daughter is sometimes a little harder to establish because the things that appeal most to men do not always hold a comparable interest for women—and girls are, after all, women in the making. But the persistent

[*Please turn to page 110*]

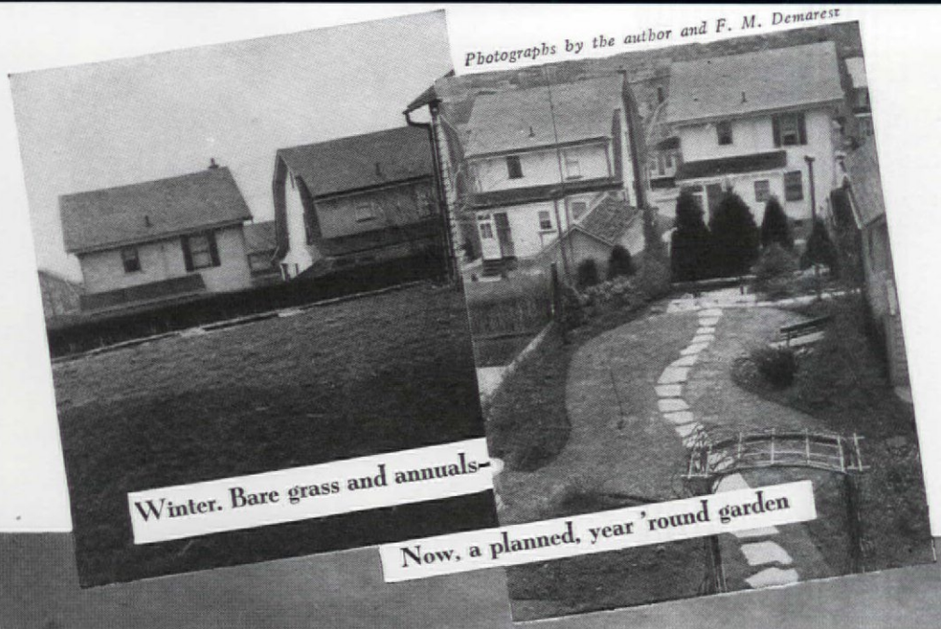

Photographs by the author and F. M. Demarest

From annual beds to a LANDSCAPED GARDEN



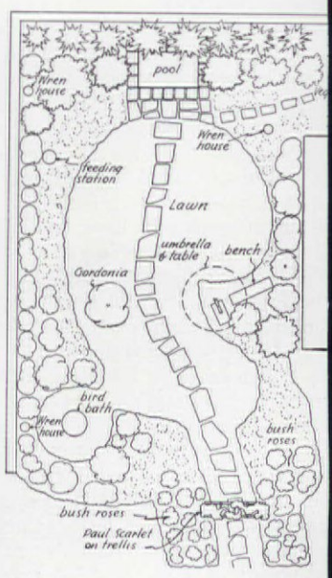

Summer views. The pool at the end of the garden before the landscaping began, and, above, the garden as it appears today

HAROLD E. TAYLOR

I WAS born and brought up in New York, where, for most of us, trees in gardens are something you see in pictures. A pitiful little window-box on the kitchen window-sill of my apartment received hours of painstaking attention, as I bided my time until I should have a home of my own "in the country."

At last I secured a position in Newark, New Jersey, and then, in Irvington, some five miles from my office, I found a desirable lot. It measured only 37½ by 125 ft., but by planning a small house and setting it forward, I left a good 50 ft. depth in back for gardening.

Released from the frustration of years, I went at my gardening in a big way. I started seeds in the house, in flats, in March. I potted the seedlings in April and put them into a cold-frame, and then for forty-five days I followed the opening-and-closing-morning-and-evening routine with its perplexities caused by rapidly varying temperatures. Elaborate plans for formal flower beds made during winter months had to be revised because of a higher-than-expected mortality rate of certain varieties while in the cold-frame. By setting-out time I sometimes lacked enough plants of the right kinds to make up attractive beds, which meant searching among nurserymen and growers for similar varieties to supplement my remaining stocks.

After a couple of years I gave up raising my own; that is, after my entire planting was "cooked" one day. In the morning, when I left for business, the temperature was well below freezing and it looked like snow, so I left the frame closed. During the day, the sun came out and ran the temperature on the cold bed thermometer up to 120 degrees, where the instrument burst. When I got home all the plants were flat, and of a consistency that suggested cooked spinach. Thereafter I purchased my plants in flats from nurserymen. Also in planning the beds on paper, I indicated several choices for each row so as to avoid disappointment when I went to buy. My most pretentious bed usually contained at least 125 plants in six, graded rows and was a sight to behold.

Some years you had to look quickly. The third plant in the second row would sicken and die with some "blight"; the seventh and eighth plants in the fifth row would succumb to "rust." Where can you pick up one or two plants of a particular variety and size in mid-season? And without replacements, the holes left when plants vanished were eyesores. For a couple of years I tried to solve this problem by purchasing and maintaining "spares" in an out-of-the-way corner; but I found that what hit the beds also hit the spares. I just had to reshape the beds or plug them up with anything, with the result that by late summer I thought I was through with gardening. When winter came, I was sure of it;

[*Please turn to page 118*]



Exhibit A



"Fancy"

Don't look at your hall and think beige scenic. After all, it is the first impression of your house. Don't allow it to be just a spot where you drop your hat as you dash through

You are absolutely right; all of these pictures are of the identical stairway, one of the commonest of the open type. These are just ideas that popped up here in the office. Maybe you have five entirely different ones that will get not only the hall but the entire

Take 1 DULL STAIRWAY

Early Victorian

Drawings by
HARRIE WOOD

Early American

Blond wood paper



Country house

house out of its unnecessary rut. Paint and wallpaper, and, because the hall is not a place where you spend hours on end, a little more dash and a freer hand with color and style won't hurt a bit. This does not mean that you have to mortgage the rest of the house to do it either. We have shown you five completely different ways to handle the problem and none of them calls for things that are expensive or difficult. We don't expect you to copy these ideas; we just hope that they will stimulate your own gray matter and let your fancy get to work. Even if it's very fancy, it's yours, and the main thing is it will not require a fat bank account.

Keep the budget idea on top, but go ahead with paint and wallpaper. For instance, take a bold all-over white floral pattern on a dark ground and paper the entire hall, paint the stairs white and also the handrail just for fun. The stair carpet would look very handsome a shade darker than the wallpaper ground. You might even dye the old one and think how serviceable that would be too! A little armless Victorian love seat boldly upholstered is perfect in this setting, and if you haven't an old shaving mirror, use a hat rack, paint it, and hang pots of ivy to its timbers.

Or take a collection of prints; we happen to have thought of Currier and Ives. Paint a dado, put a wallpaper border at the top of the dado and then paint the wall above clear startling white. Hang the collection of prints twelve or fourteen inches above the border, depending on the size of the prints. The painted chest is handy for odd hats, baseball gloves or tennis rackets, any re-

[*Please turn to page 112*]

"FUNCTIONAL" need not mean "*Modern*"

And it doesn't! Any piece of furniture serving one or more purposes is functional. These traditional designs with practical, useful features prove the point

Hekman Furniture Co.

Unit furniture that grows with your needs, once available only in extreme modern, now comes in mahogany period designs





Dillingham Mfg. Co.

Dressing table with stocking drawer and sliding cosmetic shelf fits into any budget. The matching maple bracket shelves can now be bought per unit





Cavalier Corporation

Grand Rapids Chair Co.

Cedar chest with drawers keeps all things organized. Bachelor's chest with hinged top is very useful desk

The Weiman Co.

Conant-Ball

Coffee table with drawers for bridge scores, cigarettes, coasters is news

Imperial Furniture Co.



Console doubles as a supper table. Roll it into the living room for cozy fireside suppers

Charles R. Sligh Co.

PERHAPS great-aunt Susan didn't have a practical thought in her head when she purchased that hard, slippery sofa with all the roses carved on the back, or that whatnot that seemed to serve only the purpose of gathering dust, or that writing desk without room to keep writing paper, bills, clippings, or anything else. Probably she never heard the word "functional," and would turn over in her grave if she could listen in on an unsentimental discussion of how to make one piece of furniture do the work of two or how to put to work that corner that never did anything more useful than shelter a Boston fern.

But if she were here today and could see with her own eyes the results of our practical point of view, we're willing to bet she'd raise her hands in delight and say, "Sakes alive, Polly, I never would have thought you had it in you. Here you are, as commonsense as can be, and I'm proud to see my favorite niece with a house full of things as comfortable to live with as an old shoe. If I could have found pieces like this in my day, your uncle and I would have had a lot more comfort."

She wouldn't have had to learn to like "newfangled" modern, either. She could, and you can,



Emelie Danielson, photographer



Charak Furniture Co.

For the living-dining room you can't improve on useful furniture at home in any room in the house: a drop-leaf table that opens to seat six comfortably, a chest for linen and silver, two arm and four side chairs

Colonial Mfg. Co.

andt Cabinet Works

have plenty of good functional furniture in the mahogany or maple you have always had in your house and always want to have. We believe in having a place for everything and everything in its place. And it's simple enough if you give a thought to the work you expect of every piece of furniture you own under the different sets of circumstances that arise in the course of ordinary living.

Watch for sectional pieces that come in units of uniform height and width and often provide shelf, cabinet, and desk space all at once. Watch for tables with drawers for all the "little things" you need in your living room, with pull-out shelves for that cup of after-dinner coffee or extra ash tray, with drop leaves permitting of a dozen different uses. Watch out for desks with chest space and chests with desk space. In other words, watch out for furniture that will "function" for you. If you've always thought all functional furniture was "modern" here's proof that you can combine tradition with sense-making, space-saving "functional" furniture!

Charles R. Sligh Co.

Baker Furniture Inc.

Nests of tables are conveniently movable. Traditional chests of drawers are doubly functional with built-in safes. Graceful drop-leaf table-desk has built-in radio; secretary conceals bed

Grignon, photographer

Heywood-Wakefield

Hedrich-Blessing Photographer

Traditional mahogany or maple chest-desk combinations provide generous storage space. End tables with book and magazine shelves are functional

Charles R. Sligh Co.



Pullman Couch Co.

Imperial Furniture Co.

MONTEREY Comes to ALABAMA



The home of Mr. and Mrs. R. E. Schuler in Birmingham

Photographs by Gerald Young



As a spot for privacy outdoors, where you can really let yourself go and relax to your heart's content, wearing any old thing you want without caring a fig for the neighbors, the second story porch is hard to beat. It is often seen in California where, covered by the extended roof of the house and tucked onto the upper walls, it is a distinguishing feature of the Monterey type of house. The California Monterey style suggested Mr. and Mrs. R. E. Schuler's home in Birmingham and proved a happy suggestion because it is the kind of house which is well suited to Alabama too—or to Mississippi, Texas, and Louisiana. Porches are especially useful the year round in our Southern climate and overhanging ones add a graceful, decorative feature to the exterior.

Other details are noteworthy also: the extra large windows for generous ventilation, for instance. Although the house is on the cool side of Birmingham, back in the hills beyond the statue of Vulcan, ventilation is a prime



requirement of this home as it is anywhere the South. Just inside the front doorwa which has a white, shuttered door, is the wi stairhall with a handsome circular stairwa The luxurious and dramatic effect of this fe ture in a moderate size house is probab double what it would be in a mansion ar well compensates for the space it uses u But, for that matter, the large stair hall u stairs doesn't go unused because it serves as sitting room and is equipped with a libra and radio. It has flowered chintz at t

[*Please turn to page 7*

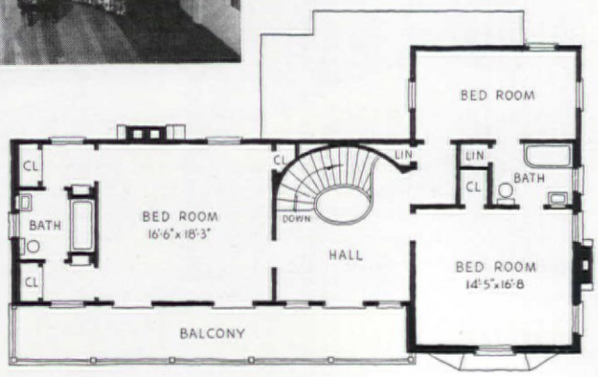

BEM PRICE
Architect

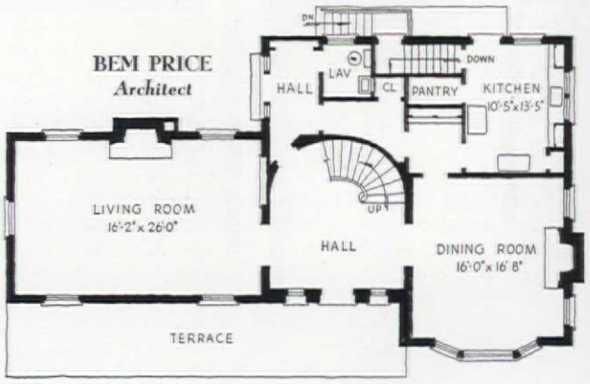

Always start at the top

Scrub it with vigilance, fury + a wire brush

There is such an awful lot of house

How About A Little PAINT SLINGING This Fall?

Is your house parched and paint-thirsty? Then now is the time to take that well-known stitch that may save those many other stitches—and assorted headaches!

If you are as timid as a field-mouse when it comes to painting anything as solid and permanent as a house, then you should definitely hire a professional painter, but by all means read these sage remarks first. With a minimum of concentration on this article and a little personal experimentation, you will know what you want and have a right to expect. Of course a painter does it all so easily that you immediately think you have been a lily-livered idiot not to have persevered and done this simple little thing yourself.

As a matter of fact, it is really not too difficult, but the ease that the painter flaunts in your face, the slap and flourish in his case have likely come from much experience. He has taken care and followed the rules so long that they are second nature to him. After all, the comforting thing about painting is that all the rules are just the plainest, commonest sort of horse sense. Like cleaning off the surfaces and making sure that the undercoats are smooth and not peeling or flaking off; and not trying to make a pint of paint cover a thing the size of a barn; and always starting at the top; and never, never stopping in the middle of a board, so to speak, and expecting to match the color and not have the break show when you finally get around to finishing the job in the next day or two.

If your problem is the worst one that can beset you, an old house that hasn't had any paint since Rutherford B. Hayes was a boy except when somebody got mildly ambitious and gave it one coat of anaemic water paint, wash it, scrub it with vigilance, fury, and hot water and soap, and then go over it with the stiffest wire brush you can find. Wear wrist straps for this process and even the most fragile of the sisters will come out unmarred. Then, regardless of the neighbors' comment, give the poor parched wood a coat of oil, with just a little white lead mixed in it. It will make your house look temporarily as though it had completely given up, but it will restore the wood, take ten years off its age, and make a superb under-coat for the final coats of white lead and oil. Mix this until your back aches, if you do it by hand, or you can get one of the marvelous ready mixed paints, made with highly volatile oils that go on so smoothly that they're just a come-on to the amateur. This is, we hope, an extreme case, but even this can be handled with a little patience and a lot of judicious paint slinging. Most houses, or any kind of paint job for that matter, do not present anything like so much of a problem as this when it comes to the preparatory work, though you do want to look around in all cases for the signs of wear and tear, such as nail holes that have to be reputtied, loose clapboards that must be nailed, or shingles that have to be replaced. Cleaning up your house is more or less the same thing as cleaning up a dress before having it dyed. If you are going to lengthen or shorten it, you do it before you send it off to the cleaner's and also you look it over for spots and stains and minor rips or little tears that have to be mended. Any real changes that you decide on you make before it gets its new color. It's a wise procedure to follow.

You should definitely hire a painter

But if you are wishing you dared tackle the job yourself, "only there is such an awful lot of house," try doing the shutters, and if you are afraid that will make the rest of the house look worse than ever, paint the window sash too, and do not use a color that is too radical a change or too shiny a finish. Semi-gloss is your dish for the fresh collar and cuffs look on your

[*Please turn to page 70*]

Sketches by
HARRIE WOOD

Or you can buy it ready-mixed

And Wield the Paint Brush INDOORS Too!



Just because it's mission oak, don't slit your throat! Try our prescription: one part brush, one part paint, and one part ingenuity, and watch the skeletons from your attic rise and shine

G. NOEL MORGAN

When it comes to inside painting it is, after all, pretty much the same old tale, only a little more "delikit" maybe, in that your tools and surfaces are smaller. Perhaps you would like to do a little real fancy work in the line of rehabilitating some furniture you have had around for ages but have been steadily and silently hating to tackle all these months; in fact have felt like a martyr about the whole thing. Now the martyr's crown is singularly unbecoming when it is completely unnecessary. And unless you are shamefully lazy, there is nothing simpler than altering the face of old furniture; you can even be a little lazy and still do a pretty good job.

The ravages of time inside a home, while not due to rain and exposure, are none the less evident and must be removed or repaired. Surface dirt, (don't get huffy, it has been known to appear even in the best run palaces) can almost always be wiped off with a damp cloth, but if it is stubborn, take to gasoline. Maybe you are going to do an awfully thorough job and remove the old coats of paint—"right down to the wood" as is the common phrase in our household. There are lots of good paint removers on the market, but you can make one yourself that will do the trick. Dissolve three tablespoons of washing soda in a little warm water and add it to a quart of flour paste. Use it like any remover, spread it on, let it stand about ten minutes and wipe off with a rough cloth, such as burlap. When the paint is all gone, rinse the surface carefully. Of course if you are planning to paint furniture that has been waxed

[*Please turn to page 116*]

Photographs from a set for "The Women," M-G-M

—and while you're at it, do what these Milwaukee women did:

Streamline Your Old "Jalopies"



ELISABETH HOLMES

In the course of a window-shopping spree, I found out that many Milwaukee women have learned to do miracles of upholstery and even furniture design at our Vocational School. They take a piece or two of their own furniture to the school and then, if they like the work, buy an inexpensive kit of tools—$6 will do the trick—and fall to under their own power.

Up to this time I had thought that if one couldn't have new furniture, the only alternative was to reupholster stuffy old pieces or make slip covers. But the neatest slip job in the world wouldn't have done enough for our 1919 furniture's rolling arms, claw feet, and general gingerbread.

What I needed was simple lines and the plainer lighter fabrics of 1939. Well, I found that it is perfectly possible for an ordinary handy woman to do a little presto-chango act. Even the old wicker chair, kept in the bedroom for lack of a better place, was reclaimed and now enjoys an honorable estate.

Carving can be leveled off; legs can be simplified or substituted; "overstuffing" can go on a diet and reduce to the more graceful straight lines of modern upholstery; and inexpensive fabrics are a welcome relief after the figured mohair for which we paid so dearly. It is possible to build up low backs, cut down high ones; broaden arms or narrow them; put wings on or take them off. And positive wrecks can be turned into solid, modern pieces.



The instructor in upholstery at our Vocational School keeps a portfolio of "before and after" pictures of what other women have done with their furniture. This gives us ideas, but most of us would be ashamed to produce a mere copy. We are possessed by the joy of experimentation. One enthusiast has remodeled the same chair twice—partly to see what she could do with it and partly because she had solved all her other furniture problems and was looking eagerly for new worlds to conquer.

Of course some women make entirely new furniture. They buy the unfinished frames ready made and build up the upholstery from the very webbing. Others build frames out of boxes, barrels, candy

[*Please turn to page 91*]

—and don't neglect the nicks and scratches

VIRGINIA KOZLAY

If you have been giving the furniture a real course in posture and a new clothes sense, even the annual fall cleaning, complete with attendant cheesecloth, polishes, waxes, spot removers, brushes, mops, and vacuum that does everything but wipe the baby's nose, cannot alone rejuvenate your house.

That marred and scratched furniture, those rickety kitchen chairs, and Junior's well-worn toys all need a helping hand. With very little time and technical knowledge, you can do some repair jobs—first class ones—which will make you pretty proud of your shining possessions.

Start with those signs of collision between the vacuum cleaner and the legs of your living room chairs. A little oil wood stain, rubbed into scars and scratches with a piece of cloth, makes them noticeable only to very rude scrutiny. Camouflage the nicks on the buffet and touch up the surface of your desk. Oil

[*Please turn to page 96*]

These are no sleight of hand tricks even if they do look a little now-you-see-it-now-you-don't. They're bona fide genuine reupholstering miracles

So You've Just Become OVERLORD of 1

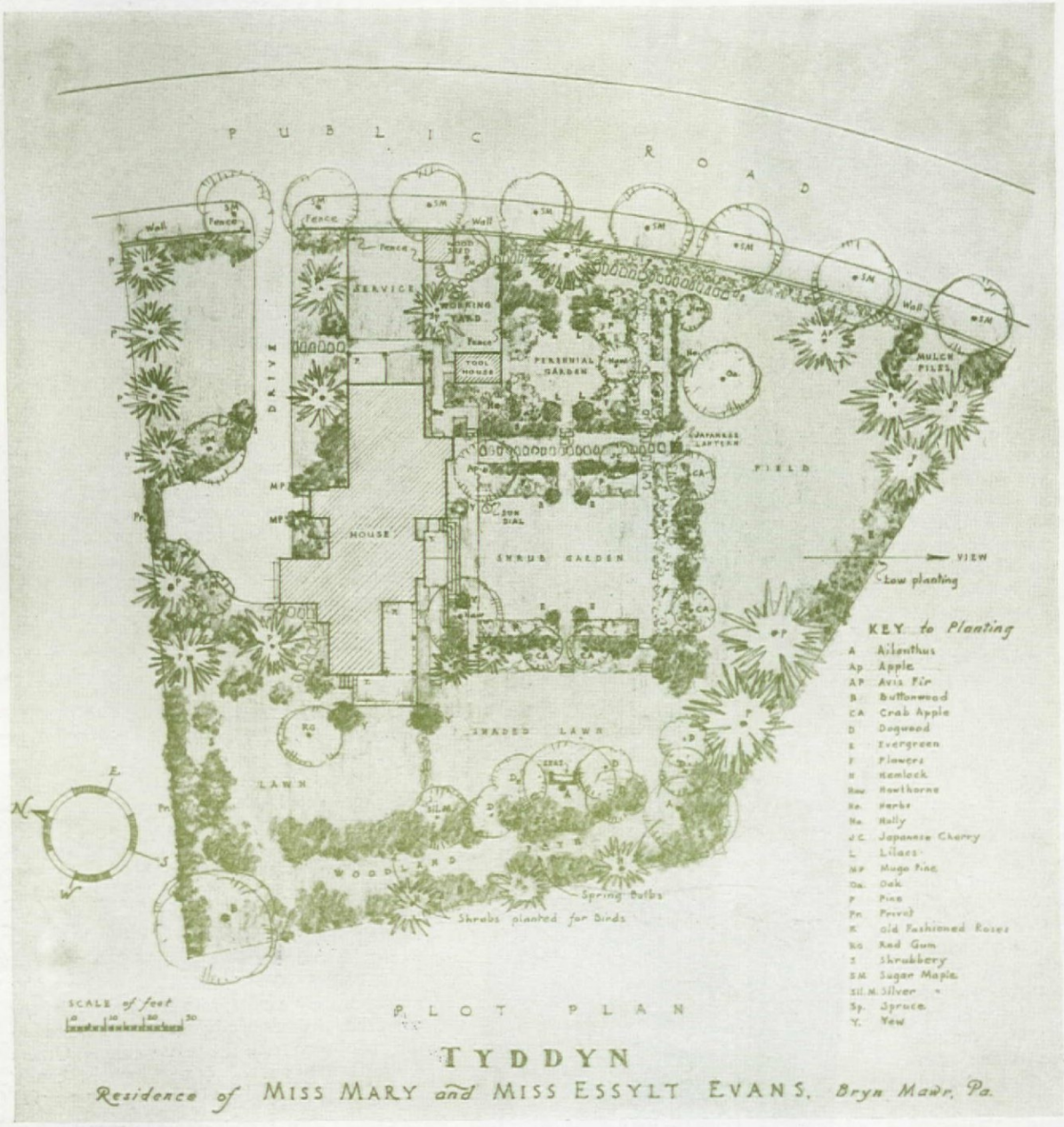

Use a plan like this in building step by step a unified whole. Below, view northward across sunny lawn to house and shrub border. Below left, looking eastward along the path to the south of the house

Photographs by Robert V. Brost



Well, it's a rich opportunity—but take your time in planning and developing it. Miss Mary Evans tells what she and her sister did with a bare field in ten years

THE plot plan shows the shape and size of our property—slightly less than an acre. A bit of worn-out meadow, part of an old farm long in disuse, devoid of trees in the center portion to cast shade where a house would stand—it seemed at first glance to have little to recommend it as a building site. But the fact that on the extreme western boundary line there was a struggling group of ailanthus trees, a silver maple (*Acer dasycarpum*), and several very old picturesque cherry trees (all in need of pruning, but capable of giving some shade), and the further fact that it was part of the original grant of land deeded

to the ancestor of the present owners by William Penn in 1690, were enough to lead to a decision in its favor. And so it became our home.

The house was placed well up toward the northern boundary line so that the living portion and the lawns and gardens might have the benefit of the southern exposure with plenty of light and air, which are so necessary in an all-year-round residence. A short drive leads in from the road, passes the gate to the service yard, whence one also reaches the gardens, and extends to the front entrance of the house and the garage situated beyond, as seen in the large illustration below.

On the south side, a brick terrace overlooks the small bit of sunny lawn enclosed on three sides by a border of shrubs. The plants at the back are kept to not over six feet so as not to obstruct the view; those of not more than three or four feet are in the middle portion, and iris and peonies are used in front. Dwarf arborvitae and Mugho pines, kept in scale by careful clipping, are used as accents and add a cheerful note in winter. A brick path on the fourth or house side, just below the broad stone steps leading down from the terrace, connects the small shady lawn (which is down two steps at its west end) with the herb garden and tool house (which are up two steps at its other or eastern end).

Acre

The circular or perennial garden, lying between the herb garden and the rose garden, is planted with iris and for summer bloom. From its west side a grass path cuts through the center of the borders where two broad stone steps lead to the sunny lawn, beyond which it continues through the shrub border to two more steps which give access to the shady lawn that is so inviting on warm days.

Paralleling the eastern property line is a six-foot wall of cement blocks overlaid with a soft gray brown cement "buttered on" by hand, and with a brick coping. Ten feet back from the public road, it gives privacy and deadens traffic sounds. In an eighteen-inch border at the base of the wall are shrubs and vines which are trained against its surface, and between this border and that of the perennial garden is a stepping stone path which leads to the working yard and tool house

[*Please turn to page 76*]

The herb garden borders the path that leads to the toolhouse (right). The high wall bounding the perennial garden (below) is only about 10 ft. inside the public road



The shady walk to the flower room. Below, looking westward up main drive

G. Edwin Brumbaugh, Architect

Photographs by Ida W. Pritchett

C. V. D. Hubbard

HAROLD DONALDSON EBERLEIN

DONALD G. TARPLEY, *Architect*

for SELF-HELP in CONNECTICUT

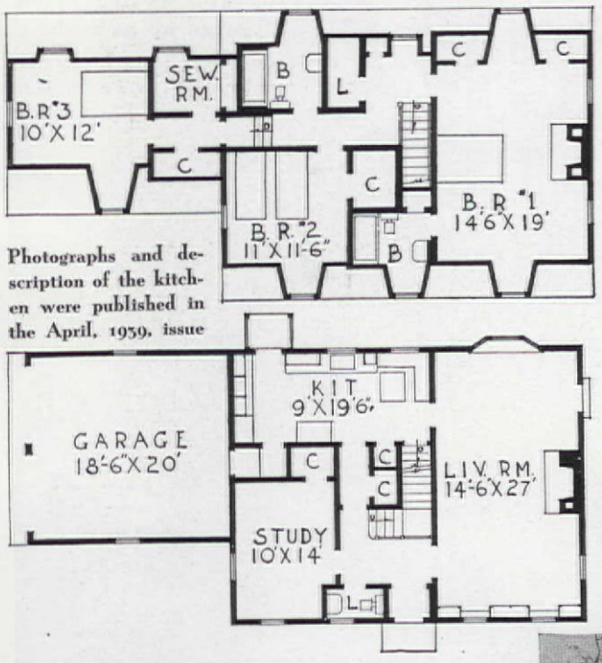

Photographs and description of the kitchen were published in the April, 1959, issue

KEEPING a maid who "lives in" is a perpetual problem in some of our suburbs. Most moderate size homes have only three bedrooms and when one bedroom has to be assigned to a maid, space often becomes cramped for the family. Frequently too, there is only one bathroom and the complications involved in getting the maid, children, and the man of the house in and out of the bathroom in their proper turns resemble the antics of a French farce.

Mr. and Mrs. Richard Penfield solved the problem by planning their Stamford, Connecticut, home as a servantless house. It was designed to make housekeeping so convenient and well organized that a maid wouldn't be necessary. At the same time it was designed with the grace of a home, not the mere utility of an office. The plan has worked very successfully. Not only does the house have handy arrangements and equipment for smooth functioning but it has a comfortable amount of space as well and good-looking details which give the interior a well turned out look. The stairway, living room mantel, and book shelves and cabinets aren't just run-of-the-mill designs. They have individuality and an "easy to live

[*Please turn to page* **122**]

Ducks into Swans

And now we tame our white elephants! Miss Lonsdale, who has done a series of articles for us, of which this is the first, has solved so many types of decorating problems that it would be difficult to puzzle her. All these instances she tells of are real jobs from her files. Let's jog ourselves out of our complaining or complacent state and take this prescription: Ingenuity, Sound Decorating, Good Taste—a pretty formidable trio for banishing dreary interiors for good

Hewitt

WE ALL have ducks we wish looked like swans and white elephants that have to be used. They cannot go to the attic or Thrift Shop because, for some reason, the family decrees that they shall remain. These ducks are generally the left-overs which have to "do" because the budget is limited or because they are so little worn as to be potential swans.

A client once came with "duck problems" to us. She was building on Long Island, even had the blueprints with her. Her home, she confessed, was costing much more than had been anticipated with the result that funds for both landscaping and interior decorating were greatly reduced. Now she feared that all that could be done in the decorating line was the living room. I asked just what lump sum she had planned on spending, for I knew, from past experience, that with a little time and thought we could do not only the living room for her, but probably the whole house, simply by turning ducks into swans.

Our client was not obligated to the architect for fixtures or wallpaper, so we added the allowance for these two items to our budget. The painting and the handling of the paper still remained in the contractor's figure. We also added the price of two new chairs that had been promised by members of the family. With this total we decorated the entire house with a balance of $149 to the good.

The ducks made into swans and the white elephants used were numerous. With the exception of the new chairs, mentioned above, all the living room furniture was old. For the two large old armchairs we made slipcovers (as it took too much of the budget to recondition them). With their new webbing the chairs looked very smart and attractive in their well-made slipcovers (we omitted the ruffle and finished them with fringe). We had fallen heir to an old Lawson and for this too we made a slipcover in material to match the curtains.

Our lamp bases were painted to go with our fabric colors, one blue and one green, and the shades picked up the white with an inside wash of the tomato in the slipcover fabric. They were finished with blue binding

JANE WHITE LONSDALE

and bands of green and the blue of the chintz.

Adjoining the living room was a small paneled library. Here, from the same material which was used to cover the two new small armchairs, we made a new slipcover for the old love seat. This, as did the chairs, had turquoise fringe to match the taffeta curtains.

We transformed a duck into a swan by dyeing the faded rug from the old living room and cutting out the fireplace end to fit the smaller room. No one could differentiate between the new and the old, as it all merged so well. Horse chestnut chintz was used on the love seat and chairs, and for the curtains an odd green-blue taffeta. One left-over chair in good condition was recovered in a gold material finished with gold fringe.

In the dining room, the old curtains of gay chintz were made to fit by adding some smart yellow fringe to match the background in the chintz. Originally they were too short but by adding the three-inch fringe we overcame that difficulty and also entirely changed their appearance. We dyed a rather ugly (and not valuable) Oriental rug. This made practically a plain rug, which was the solution to our problem of toning down the very gay figured chintz. We had one pair of used portieres with which we recovered the chair seats.

The walls were rose-madder so the rug was dyed a plumy eggplant. The portieres were similar in color and texture. Thus with time and thought ducks became swans and white elephants at least hauled their own weight. Much that is old can be completely changed and made as attractive as new, if the old has basic value to start with.

For the guest room we recut and trimmed the old living room curtains with a soft blue to match the newly painted walls. The chintz had a very attractive design, but the background had faded from old rose to a peachy pink, most suitable for a bedroom. The old curtains had been made as one pair with four widths for a triple window, and there had been two pairs for smaller short windows. We made two pairs out of the four widths and with the two small pairs draped a dressing table and covered a small slipper chair, using ball fringe for trimming. Here again we dyed an old taupe 9 x 12 ft. rug, first stripping it, a rich deep pansy violet.

We had several much figured lamp bases, elephants of variegated colors, which we did not like but had to use, so we just tamed them. For the living room we painted one green and one blue and with new shades of white with an inside wash of tomato they certainly ceased to be the white elephants that had first confronted us. In the library were two shabby old wrought-iron bridge lamps. These we painted a dull bluish green and put on new shades with a border of horse chestnut leaves, similar to a wreath. We took the budget for one room and, with time and thought, spending our money here and there, combining new and old, we got a pleasing effect for the entire house.

For another client we had the problem of fitting all the French furniture of two rooms of almost equal proportions into one fairly large room and a small dressing room. We had to use an old rug that was too small and try to make three pairs of curtains out of one (which had a swag) its accompanying glass curtain, and the curtain of the same material which had hung on the French door dividing the former room arrangement. We first thought out our color scheme. The left-over curtains were French red with Empire-blue glass curtains in taffeta, and the slipcovers on the chairs and the bedspread were blue toile de Jouy on a white background trimmed with red fringe. We painted the walls in the bedroom white to go with the background of the toile, the ceiling French red to match the curtains, redyed the rug red and two odd pieces blue to match the blue. These we sewed as a border on the ends of the rug to make it large enough and to repeat our color scheme. Then by buying enough white taffeta and having red, white, and blue curtains simulating the French flag, we could use all left-overs and have a most attractive room for the price of four and a half yards of white taffeta and the dyeing of the rug. We certainly made our ducks into swans in this room—and with great success.

When a client moved from one apartment where she had had four medium-size windows to another where she had two, much higher and wider, we had enough linen to design interesting valances to cover the places where the old curtains had to be pieced to lengthen them. We also changed the curtains from a French headed, very tailored style to a trimmed valance type, which was more appropriate to this new larger and more formal room. When you make patched changes they must be carefully worked out so the materials look new and show no evidence of patchwork. If you can't achieve a completely accurate atmosphere, don't try any changes.

Another time three pairs of perfectly good blue antique satin curtains that were three inches too short were made usable by having a very smart braid dyed to match the curtain. The edge was a soft champagne color which gave us the color for our wall. We let down the hems and faced them, indenting the braid so the champagne edge showed up on the blue background and covered over the line which might have been noticeable. By trimming two champagne lamp shades with same braid we pulled the room together.

In a bedroom which we worked on, curtains originally made of five widths for a triple window were remade into two pairs for the present two windows with enough left over to cover a small ottoman. However, the curtains previously were for a shorter window, although they had been made floor length and of a fairly large pattern. In cutting them off to avoid the projecting radiator (for the client liked the curtains drawn at night) one would have had only a figure and a half, and then just a bit on another repeat which would have looked awkward. To patch this job we had wooden cornices made and painted to go with the woodwork of the room, deep enough to take care of the six inches lacking in our length, and had the return also six inches, so when the curtains were drawn the hideous radiator, which spoiled one window, was completely hidden from view.

Making another duck into a swan for a client who bought at auction a good, sturdy but inaccurate set of reproduction furniture was a very simple remedy, but one to remember. If *you* have any poor copies, particularly in bedroom suites, where the mirror is attached upon uprights to swing like a cheval glass on bureau, dressing table, or chiffonier belonging to no particular period (unless it be the President McKinley), unscrew or saw off this contraption and hang your mirror as if it were a handsome antique. You very often can produce a magical effect. The bureau or chiffonier becomes almost like an antique chest of drawers, high or low. The dressing table is far more attractive without the swinging apparatus and at first glance you almost believe it is a lowboy.

A few items to remember in making your ducks into swans and utilizing the white elephants are: time, thought, patience, dye, paint, stain, and a fabric tint. Take your ingenuity in one hand and a little thought and perseverance in the other and teach your own individual ducks and elephants to behave.

LESSON II IN NOVEMBER WILL BE "COLOR—A TONIC FOR TIRED INTERIORS"

A Back Yard Trash Corral

A trash corral is not only a handy adjunct to almost any back yard or garden, it is practically a necessity if you can believe your eyes when you look around most neighborhoods. The corral provides a large capacity good-looking recess where you can chuck all the odds and ends and strange pieces of paper that turn up from heaven knows where and continually litter up the place.

The corral is very simple to make. It is built of pickets, one half by two inch strips firmly nailed to a square frame. It need have no bottom and once a week or whenever you can't get another thing in it, it can be easily emptied and moved. If you wish, the garbage can may also be kept there, in one corner and the rest of the space used for trash. It is a "proper receptacle" for those two necessary but unsightly things; garbage can and trash basket.

DALE VAN HORN

Greens are News

A

B

You're going to see a lot of green around this fall. Blue-greens, forest greens, olive greens, and chartreuse among them, but never the old apple green that now is definitely dated. Don't be afraid to use a little bit of old Alice blue with green, or a nice warm beige. And introduce a third color if you want the room to be distinguished. The third color is really the important one, but it must be used in small doses! Green may seem like a spring color to you, but this year they're changing the seasons on us, and now it's one of the most interesting autumn colors in all its new variations.

Since we like blues and greens together, we have selected them for a living room. You can see a corner of it at the upper left of the page, and the fabrics and floor coverings in Group A. Have pale delphinium blue painted walls, like the flowers in the chintz slip cover, and use a red and pink stripe (more of the chintz colors) for straight-hanging draperies. Then—and here comes the green—pick up the lovely chartreuse green in the chintz for floor covering. And, by the way, use a deep rose binding on the chintz slip cover. Certainly this is not the usual "green room," and yet it introduces one of the smartest of the new green tones, chartreuse.

Green in a dining room? Yes, indeed! In Group B, start with putty color walls, that live shade that makes such a gracious background for other colors. Pattern at the windows is a good idea, since a dining room cannot have the pattern that comes from

Sketches by
HARRIE WOOD

C

E

D

RED, WHITE, and BLUE —but different

Photographs by F. M. DEMAREST

F



G

accessories typical of the living room, hence the draperies of chintz with gaily colored flowers on a white background. And here come the greens again: a darkish shade in a self-stripe for chair seats, which must be practical, and a very much lighter and more yellow tone of green on the floor. The texture type of floor covering is infinitely practical for the dining room, for it won't show crumbs!

At the bottom of page 39 is a big group of floor coverings, wallpapers, and fabrics, all in different tones of green. At the left of the group are two wallpapers which will solve the hall problem beautifully. The scenic is one of the nicest we've seen, with its warm ecru ground. Paint the woodwork gray to go with this, and the balusters white. And use any one of the several deep green carpets shown. With their self-tone patterns, they can stand a lot of hard usage! The floral paper will make the hall the gay entrance to the house it should be. And because it is patterned all over, it won't show finger marks: Use white woodwork with it, and a mahogany stair rail, and, again, a dark green stair carpet.

Of course these papers and floor coverings will be at home in any other part of the house, too. If selected for living or dining room, fabrics for draperies and upholstery will be necessary too, and at the right of the same Group, C, are a woven stripe and a chintz which will carry out the green color scheme with distinction.

We've talked about some very subtle color combinations on the preceding page. Now let's talk about good old primary colors, so old they're new and smart. Old in a sense, but very different from the former violent contrasts.

Who says Early American and Modern won't combine? We think they will, and in Group D have

[*Please turn to page 75*]

WHAT EVERY WOMAN SHOULD KNOW— ABOUT HER WINDOWS



The heading possibilities are numerous. Shirred, French pleats, ring, strap, box pleats, plain or gathered, all are correct

Glass curtains can hang to the window sill or apron or all the way to the floor, depending on what part of the room, size, height, or light you want to be the most prominent

THERE are, of course, exceptions to every curtain rule. A few major points to keep in mind are what you want your windows to do for the room, whether they are to be the most dramatic and exciting color of the room, whether they have to help pull it out of an architectural hole, or whether they are simply sources of light and as such are to be treated simply. Remember that it is no longer the badge of gentility to have your rooms as dark as a pocket, with every known kind of hanging at one window, shirred, draped, lined and weighted, all but stuffed. Today it's all right to be able to tell what kind of weather we are having without calling the meteorological bureau for the information.

This little test is just to see if you think about windows and their curtains as part of your house and a grand place to give almost any room real charm and that good old-fashioned thing *style*. (We do not mean chic.) These are the answers to the questions you have asked us most frequently. We have put them all together so they will be handy, and the next time you buy curtains of any sort you won't just go out and get something that will "do," or something else just because it is "durable"—and nobody had told you about curtains and their possibilities anyway.

GLASS CURTAINS:

How full should they be?

Full width of the material, or twice the width of the window. The meanest looking thing in the world is a skimpy glass curtain.

How long should they be?

Sill, apron, or floor length, but never "in between" these lengths just because you hate cutting off some material. Go ahead and cut!

How should they be finished at the top?

With a shirred heading, or a French pleating. Box pleating is an interesting variation.

In figuring the amount of material for glass curtains, what additional yardage should be allowed for the hems, heading, and casings?

Seven inches for each curtain.

Should ruffled curtains always be tied back?

Yes, the one exception being when they are allowed to show just a few inches beyond a straight hanging drapery. Chintz

Courtesy, The Celotex Corporation





Plain window growing wider by hanging draperies out beyond the frame, or taller by raising the valance several inches. The personality of the whole room is completely changed just by the breadth of a window

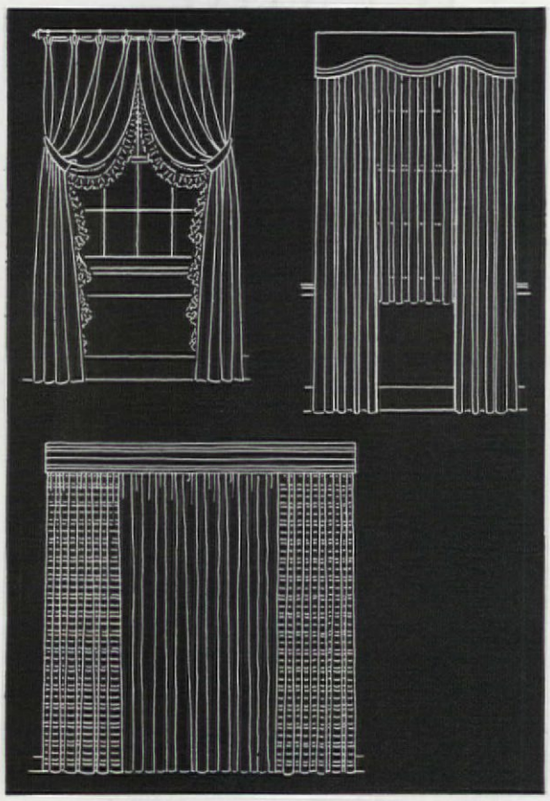

The simplest examples of three types of good window treatment, Early American, Eighteenth Century, and Modern, left. Two ways to handle an arched window and two ways of dealing with the beastly radiator-under-window problem, shown at right



Drawings by Isabelle Vaughan

draperies and organdy ruffled glass curtains can be very effective used this way. Tie-backs caught rather high up the window or more than half way down, if the glass curtain is very wide, are more pleasing than when they are tied back in the exact center of the window. Off-center tie-backs add style.

What kind of curtains should be used on French or glass doors? What about colors?

Preferably the same fabrics as those used for glass curtains at the windows. If something more opaque is desired, silk or rayon casement cloth, shantung, soft silk, or pongee may be used in color of the glass curtains.

How should they be made and hung?

With gathered or shirred heading, stretched on rods at top and bottom of the glass panels.

DRAPERIES:

What width material is used for draperies of correct fullness at the average window?

Fifty-inch material, full width, is usually best, unless the window opening, as in Colonial types, is very small. Then of course, 36" or even 31" material is usually sufficient.

How long should they be?

Floor length. The temptation is to say always, always, and always, and then we remember the business of the radiators under windows, often a problem.

Should they be lined?

Yes, unless they are of a rather heavy textured material when the light coming through the texture adds pattern to the room. Lined draperies hang better and are better able to cope with the strong sunlight.

What materials are used for lining the average draperies?

Sateen, soft silk, and unbleached muslin well shrunk

[*Please turn to page 102*]



Courtesy, M-G-M

Alcove treatment in a set for "The Women"



Courtesy, The Celotex Corporation



Picture yourself in a fifty-year-old shack in the foothills of Idaho—a mile from the nearest neighbors. Could you live alone and like it? The author does—and loves it!

ANN STARK

I Found Happiness in a ONE-ROOM SHACK!

MY HOME is a one-room shack in the foothills of Idaho. Around sloping acres of natural meadowland the forest forms a dark circle. Only to the northeast, where they follow down a canyon, do the trees open out to frame the white, blue-shadowed peaks of Montana. The shack stands almost in the center of the meadowland, with two tall straight pines beside it; and a porch faces toward those distant, jagged peaks. Many times each day I "lift up mine eyes unto the hills."

Although the house was put up almost fifty years ago, it still stands staunch and weatherproof, for it was built sturdy and true of timbers from this forest, with outer walls and roof covered with hand-hewn cedar shakes.

Although the trees grow thick about the clearing, shutting it away from the outside world, it is only a mile down the road through the forest to a small mill-town, and just about forty miles by automobile to Coeur'-D'Alene and Spokane.

Several years ago on a visit to the little town I fell in love with this place, deserted and neglected. Old, gray, and weather-beaten, the house still had a gallant air. The property belonged to an old gentleman, who was an invalid, and while he would not sell, he would gladly let a responsible person have the use of it rent free for keeping it in repair. Back on the Coast I kept thinking of it. The rich soil, the quietness, and how the sturdy little house could be made livable again. Here one could draw strength and renewal from the forest and the dark earth.

Then came tragedy. In a few short minutes my life was completely changed, and I was left alone. Not penniless, but with an income too small to live on. If I used my capital it would not last long, and jobs for untrained women of fifty are rare. The repressions and restrictions of years fell from me. A letter to the owner, with references, brought a prompt reply offering me the place for as long as I wanted it. I lost no time in accepting the offer. Naturally friends tried to dissuade me, said it could not be done. But for the first time in my life I was free. I knew what I wanted, and from now on I would choose my own way of living.

I was determined that only one hundred dollars of my capital should be spent, and my monthly income of ten dollars must cover all future needs. I knew it could be done. I had calculated carefully repairs and work that I could not do myself. These amounted to very little. I am small, but strong, handy with hammer and saw and a long time ago, through necessity, I learned to depend upon myself. I sold my small amount of furniture, with the exception of the very few pieces I could use, which were shipped by motor-truck. This money from the furniture was clear gain, so I decided to use it for things I must otherwise do without—things for the inside of the house and some books I had always wanted. Also while I had the money I bought heavy, warm clothing, for the winters are cold up here, the snowdrifts deep, and sometimes the temperature drops to forty below zero.

Early on an April morning I loaded the old coupé and without a backward glance headed into the sunrise. In Spokane I went on a carefully planned spending spree. Too many frugal years were behind me to do otherwise. I might feel extravagant, but a bargain was not beneath my notice. In the "Used Department" of a furniture store I found an iron cot to put out under the pine trees and an excellent range for less than half of what they would have cost me if new. In a secondhand store I bought several old-fashioned oil lamps. Electricity had not been run into the place, and I did not want to go to that expense. It is still primitive here. Water for drinking and household purposes is carried from a spring down beyond the meadow and baths are taken in the washtub. But those are small things. Food, fire, shelter are, after all, the true essentials.

In a mail-order house I bought cans of stain and paint for woodwork and furniture, yards of gaily striped lightweight canvas for curtains and cushions; orangy-rust denim to recover the davenport and chairs; several pairs of warm, red, woolly blankets. I craved bright colors. Ridiculous extravagances were an unneeded set of mixing bowls, pitchers, and a huge cookie jar in brilliant red with Mexican design. My house would glow with warmth and color when winter days were gray and snow shut me away in a world of my own. I bought snowshoes and skis, which, after painful experiences, I learned to use. A ski-suit, heavy socks and underwear were found at reduced prices and would go into the cedar chest until needed. I purchased heavy denim overalls to work in.

THERE were wings on my soul when I drove out of Spokane. There was hard work ahead but I was not afraid of work. It was what I wanted. In our little mill-town I would order seeds and lay in a supply of canned goods and staples to last six months. If my garden failed I still would have a reserve.

Some miles out of Spokane I passed a farm where dozens of small pigs were oinking and squealing. I had always wanted a little pig, so I turned back, and for two dollars young Emmaline was deposited in a box at my feet. It was late when we reached home. Already the sun was close to the tree-tops. It was cold, for patches of snow still lingered under the trees, and the air from the Montana peaks was sharp. The house was dirty, my stove had not come, furniture and packing boxes were piled in confusion on the porch, yet I was happier than I had been for many years.

Locking Emmaline, with food and water, in the barn where there was plenty of old straw to root in, I soon had a fire burning on a cleared spot in front of the house. I could cook there until my stove arrived. How good the simple food, flavored with the fragrance of pines and wood-smoke, tasted. Tense nerves relaxed. Wrapped in blankets on the davenport, I was asleep before the first stars appeared in the sky.

While it is a mile to neighbors in town, several miles beyond me, deeper in the woods live Mollie and Bob, who homesteaded there forty years ago. I did not know this, but scarcely had I built my morning fire when they came down the little road bearing gifts; milk for Emmaline, fresh cream, homemade butter, and fresh eggs for me. Only that sixth sense, so often highly developed in dwellers of quiet places, could have told them of our arrival. Over shared coffee started a friendship that is very precious to me. The kindness and friendliness of all these people up here have been beyond measure. Not once has any one taken advantage of my ignorance. Many are on "Relief," yet when I have hired work done they have never charged me what I thought it was worth. Help, when I have needed it, has come to me without asking. I had thought, living here all their lives, they would be clannish, yet they have taken me, a total stranger, into their circle.

THAT first morning Bob offered to plow the two garden plots, refusing any pay. It was from Mollie that I bought a dozen hens, but that was later, after I had repaired, cleaned, and whitewashed the chicken house; built new nests, and repaired the wire fence. Fortunately I did not have to buy any tools, as everything I needed, even nails, was in the locked tool-shed.

There was much work to be done. Trees and berry bushes had to be pruned and sprayed; grass that had grown thick about the roots of bushes and strawberry plants was dug up, and rhubarb that had run riot, thinned and set in orderly rows. I tore down rabbit-hutches and burned them in the range, using the space for a secure pen for Emmaline, who developed a personality and affectionate disposition that finally became the bane of my existence.

Vegetables grow fast in this rich soil, but weeds grow just as swiftly. When warm weather came and the moisture in the sub-soil dried, water had to be carried bucket by bucket from the creek down beyond the meadow. I went into Spokane and got a sink and plenty of pipe from a secondhand store. I installed the sink in the kitchen, dug a ditch and ran the pipe out to the upper garden. Water carried for household use need

[*Please turn to page 108*]

Photograph by Devereux Butcher



1 and 2. Rigid insulating board

3. Loose fill insulation



4. Installing loose fill

JONAS PENDLEBURY

BECAUSE insulation is usually a hidden part of the construction of your house, one of the "innards" which can't be seen, and because there seem to be so many varied types of insulating materials on the market today, the whole subject may seem pretty mysterious to many homeowners. But it boils down to this: There are four definite types of insulation for keeping homes warm in winter and cool in summer. Any of these types could be installed in a house under construction and a number of them could be readily put into a house already built or one being remodeled. Window and door insulation such as storm sash and weatherstripping are equally necessary. Important points to consider about insulation are the thickness and porosity of an insulating material; its resistance to moisture, vermin, and rot; its method of installation; and the comparative costs of various types and their suitability to the particular construction of your house.

TYPE 1: RIGID INSULATING BOARD—Illustrations 1 and 2 show rigid insulating board which is one of the most familiar insulation products. Available in large panels, usually four feet wide by six, eight, or twelve feet high, it is a compressed material of wood or vegetable fiber strong enough to be used as part of your wall construction. It can be installed inside new houses as the base for plaster walls, it can be used as the finished wall or ceiling itself in attics or other unfinished rooms of existing houses, and it can also be placed over old plaster walls. It is manufactured in a variety of tones, textures, and even pastel colors for such interior use. On the outside of the house framework it is laid as insulation under shingle, siding, stucco, or brick walls. An asphalt treated paper should be applied to the inside face of any insulating board which isn't moisture-proof, to avoid condensation. Johns-Manville Insulating board and Insulite, Celotex, Masonite, Fir-Tex, Weatherwood, Homasote, Nu-Wood, are very well known insulating boards.

TYPE 2: LOOSE INSULATION—If you aren't building or remodeling but want to insulate your house without tearing out any walls, floors, or ceilings, a loose fill material can be blown into your walls and roof by means of the sort of pneumatic tube shown in Illustration 4. The tube is inserted after a few bricks, shingles, or clapboards are removed at strategic places. Rock wool, glass wool, wood fiber wool, and other products manufactured in shredded or granulated form are the materials used for this purpose. Such insulation must be tightly packed to be effective; it must be thoroughly distributed, not collected in a pile at the bottom of a wall. It must also have protection against moisture which would turn it into a soggy, useless mass. If you are building, you can have batts of loose wool tightly packed between the studding of your walls as shown in Illustration 3 and covered with moisture-proof paper. Manufactured by U. S. Gypsum Co., Johns-Manville Co., Eagle Picher Lead Co., General Insulating and Manufacturing Co., Ruberoid Co., Phillip Carey Co.

TYPE 3: METAL FOIL INSULATION—This type of insulating differs from the others. It isn't absorbent but *reflects* heat. It consists

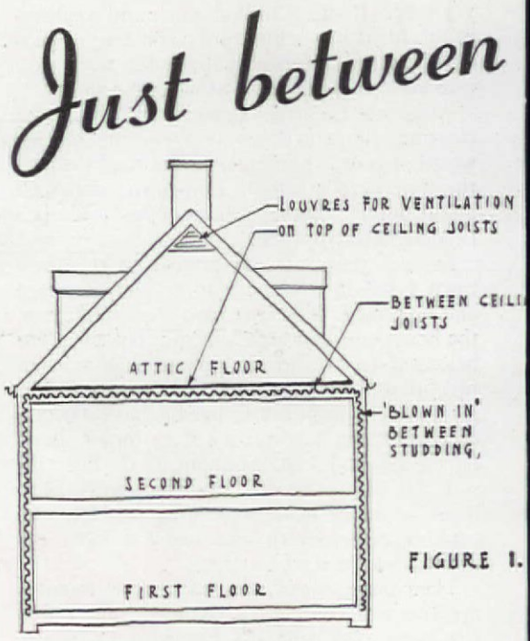

FIGURE 1.

5. Metal foil insulation

6. Weatherstripping storm sash

of thin sheets of metal foil which act as a barrier. In summer their outer surface reflects the sun's hot rays as they strike the house, thus keeping out the heat. In winter their inner surface reflects the heated air back into the house so that it can't escape. The metal foil is available in readily installed forms; crumpled sheets which can be hung in layers in the framework of your house as shown in Illustration 5, or sheets loosely attached to both sides of a building paper, hung, and stapled to your studs and joists. It is also available attached to metal lath and wallboard. It is essential that air space be provided on the reflecting side of metal foil and that the foil retain its bright, reflective quality. It can be placed in unfinished stories of existing homes and in any new construction. Manufactured by U. S. Gypsum Co., Ruberoid Co., Aluminum Co. of America.

TYPE 4: BLANKET INSULATION—If you are building a new house or tearing open the walls of a house which you are remodeling, you can install blankets of insulating material. Wood fiber wool, mineral wool, and similar materials, enclosed in waterproof building papers, are manufactured in rolls and batts. The rolls can be nailed to your wall studs,

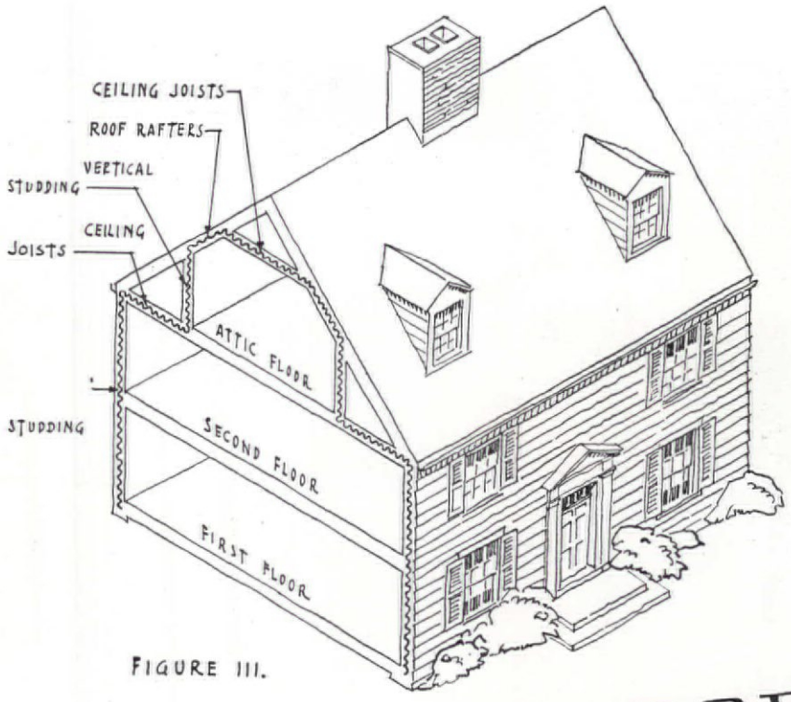

FIGURE III.

YOU and the GREAT OUTDOORS

completely covering the inside face of your wall. Lath and plaster, whatever be your interior finish, is then placed over it. Or you can blanket your walls with insulating batts. They are installed in the spaces between your wall studs as shown in Illustration 7. They are efficiently designed units, enclosed in protective paper and can be nailed to the studs in a way which allows necessary air space on both sides of the batt. They can be put in the unfinished sections of existing houses too, between joists of ceiling, wall, and roof construction. Manufactured by Samuel Cabot Co., Kimberly-Clark Corp., U. S. Gypsum Co., Johns-Manville Co., Wood Conversion Co., Ruberoid Company.

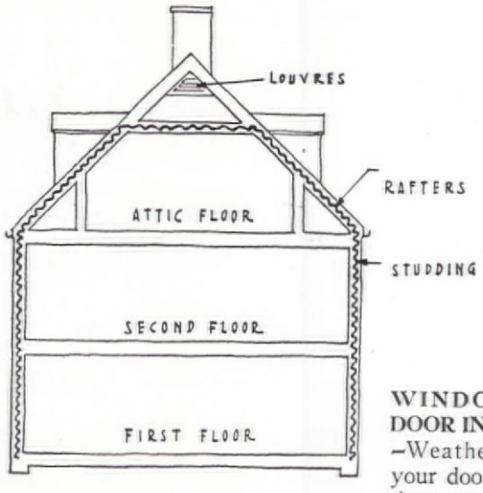

FIGURE II.

7. Blanket insulation



WINDOW AND DOOR INSULATION—Weatherstripping your doors and windows to keep out drafts and installing storm sash and doors to prevent heat waste is one of the most effective kinds of winter insulation. It has the great advantage of being readily installed in either new or old houses, and can cut down the fuel bill of a house from twenty to thirty per cent. New, improved types of metal and felt weatherstripping with airtight features are made today, and double windows have been modernized in convenient, light easily installed sash for casement and double hung windows. The type of storm sash shown in our Illustration 6 can be installed from inside the house. Weatherstripping is made by Chamberlin Metal Weather Strip Co., Monarch Metal Weather Strip Co.

YOUR home needs insulation, unless you happen to be building or living in a house with solid masonry walls several feet thick. (Even then, you will find your attic rooms uncomfortable in winter and summer unless they are insulated in some way.) Most of the moderate size homes which have been built or are being built in this country, however, are of frame construction, enclosed by clapboards, shingles, stucco, brick veneer, cinder block, etc.

Walls of frame houses usually consist of wood studding, two inches wide by four inches thick, covered on the outside by wood sheathing, waterproof building paper, and whatever the exterior finish may be; clapboards, shingles, brick veneer, or the like. When this type of house is under construction any of the types of insulation described previously may be installed. But when you aren't building a new house but are living in one which you want to insulate, your choice is limited unless you want to strip off the exterior covering or interior finish of your walls. Naturally, this is much too expensive a proceeding for most of us, unless extensive remodeling is being done. What you can do is to inject the loose fill type of insulation in the walls by means of a pneumatic tube, as has been described, making sure that all parts of the wall are filled to proper thickness. The cost of such installation will depend upon whichever loose fill you use, the size and construction of your house, and the part of the country in which it is located. If your walls have many cross pieces in their framework, it will be necessary to cut enough holes so that the pneumatic hose can reach and fill each space. The problems connected with filling house walls would be simpler if there were something like an X-ray machine which would reveal the whole skeleton framework of the house. But the roof, attic, and upper story of an existing home are areas which could be insulated in a variety of ways in many homes. Our Figure 1 illustration is a sectional drawing of a house with an unfinished attic which is neither heated nor used. The place to install insulating materials in this case is between the attic floor joists, if you want to use the blanket or batt types, or loose fill or metal foil types. If you use the rigid board types of insulating material they would be laid over the joists. There is usually some access to an unfinished attic space, a

[Please turn to page 117]

Tables with sunken copper containers to hold any kind of ivy or potted plants are pleasant additions to the living room

Widdicomb

Robert W. Irwin

Try crotons for an urn stand, trailing ivies for graceful holders

Baker



Imperial



George Koch

When You Bring the *Plants* Indoors

ONCE you make your annual decision that you can't live out in the garden when it's covered with snow (or leaves, for that matter), the best thing to do is to bring the plants indoors and see how fancy an indoor gardener you can be. And don't stop with the traditional few pots of ivy on the mantel!

If you have a large bay window, like the one shown below, there is an opportunity for great things. It's done with a copper-lined box sunk in the window ledge, potted plants placed in the box and peat moss packed around them to surface level. And if you haven't a bay window? Just that much more chance to use your imagination. Try a nest of tables in step formation with prim little rows of salmon-pink geraniums; plants and ivies on a tier table or hanging book shelf, wall brackets, or plant tables. These ideas may not take the place of digging in an outdoor garden, but should satisfy some of that urge over the seemingly endless winter season.

Gloxinia would be just right in these cunning little pots held up by a colorful tile plaque

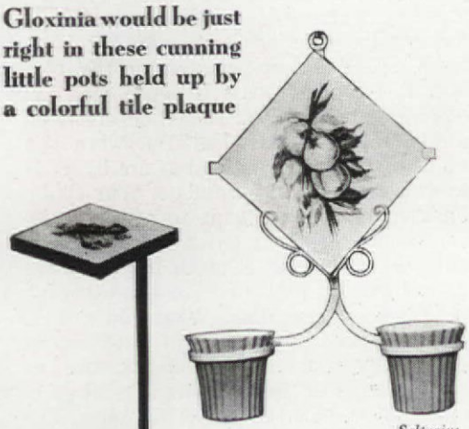

Salterini

Salterini

Photograph by Paul J. Weber





A smart idea by ELEANOR HORST

Sketches by LINDSLEY FILLMORE

And here, to aid your winter window gardens, is the first of three articles that tell simply and directly about the successful growing of plants and flowers in an average Middle Western home in an average year, from fall through the spring

Line Your Walls with BEAUTY!

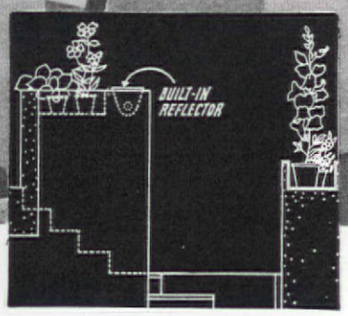

Do it simply, with home-made devices, as Mrs. Dow did (right), or artfully with built-in architectural features, like these

Above: J. R. Davidson, architect; Ernest Ludwick, photographer. Below: Herbert Spigel, architect; Ben Schnall, photographer



LAURA L. DOW

WINDOW gardening never impressed me much until after I was married and started housekeeping in a tiny rollaway-bed apartment. Both my husband and I had been used to a home with a garden and felt that we must have something growing, so we began with a few plants of ivy, philodendron, and sansevieria. Soon we moved into a larger apartment (with only north windows) where they continued to grow nicely, though everything else we tried failed. Some plants lasted longer than others, but they all ended the same way. Meanwhile, however, we were learning.

Gradually we decided that we must have a place with some sun, and in the fall of 1937 we found a house with sunshine galore; in Iowa, too, where, I believe, there are more sunny winter days than anywhere else I've ever lived. We have south windows in the living room and the kitchen, and in the dining room a large bay window with two windows to the south, one to the east, and one to the west. That was our chance to branch out with some of the plants we had been fairly itching to try. We were a little late in getting started due to our late move, but we didn't let that stop us. Here is our indoor gardening log. . . .

OCTOBER: After poring over catalogues, magazine articles, and books, we feel equal to tackling anything short of an orchid. The total cost of the bulbs we ordered, after whittling the list to meet our purse, was $3.91. (The first year and a half of housekeeping there are so many things to buy besides plants, especially if one has moved away from the old home town with all its attic possibilities!) It covered: 3 each of Narcissus poeticus ornatus, Soleil d'Or, Paperwhite, and tazetta orientalis (Chinese sacred-lily); 12 each of freesias (mixed), Chionodoxa luciliae Glory-of-the-Snow, and [*Please turn to page 119*]



MUGS, INDEED!

My interest in old shaving mugs dates back to childhood, when on Saturday nights father took me to the barber shop. There, enthroned high on a barber's chair, I watched with delight the trimming of his hair and Vandyke. From this vantage point, I had the opportunity to admire closely the rows of shaving mugs which greatly interested me, for many of them bore names of the fathers and brothers of my playmates.

Though these early trips to the barber shop fostered my interest in old shaving mugs, premier accessories to the sartorial elegance of that day, my present attraction to them has really been due to a love for old china, for, after all, they are lineal descendants of the old Staffordshire and French chinas. Many of them boast marks of the increasingly hard to find early Haviland, as the finest mugs were often of superior French china, and it seems probable that mugs of our own Tucker china were also made. These were worthy to be adorned, as they certainly were, with the work of some of the most prominent and highest ranking artists of that period.

Pictorial shaving mugs are considered the aristocrats, and small wonder, for pictorially and historically they are not only important but occasionally informative. Some carry copies of famous paintings, others bear the illustrious names of owners long since gathered to their fathers. One of my outstanding prizes bears the coat of arms of Pennsylvania, and the inscribed name is written deep and honorably in the annals of the state. I have a feeling that during some frenzied orgy of spring housecleaning this mug was torn from its resting place in the attic and came again into circulation, finally finding a home in my little collection.

The Masonic emblem is prominently displayed on one mug bearing the name F. H. Moss. This design must have been especially executed, for moss roses furnish the borders and the colorful motif of this mug. Older barbers tell us that many customers had mugs decorated to order, representing the profession or trade in which they were engaged, or subjects of particular interest to them, and often the owner used his personal signature on the mug. They were sold at ten dollars or more, depending on the quality of china and the decorations. Some of the professional emblems were locomotives, fire engines, the pharmacist's mortar and pestle, and trotting horses, favorites of racier customers. A fine example is a sportsman's mug, carrying a gay, colorful hunting scene of "the kill." The brilliantly coated hunters and their spirited mounts make a vigorous fall picture. On the

[*Please turn to page 101*]

AGNES L. SASSCIER

WHITE and BEIGE in a Tropical Clime

Photographs by Ernest Graham

The Florida Home of Stefan H. Zachar, Architect

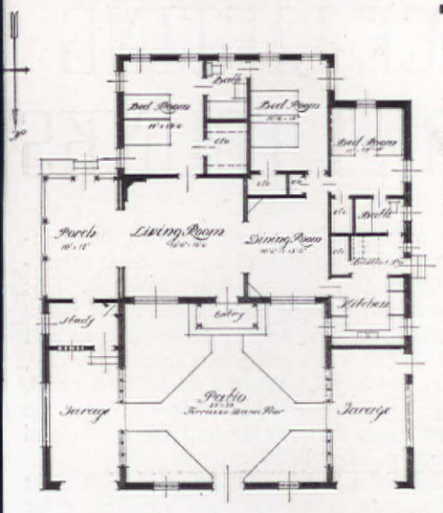

PUTTING its best foot forward, this gay little white and beige Florida home at Miami Beach has a patio in front of the house instead of behind it. Enclosed on four sides, it is such an attractive spot that it is the hub of household activity. Indeed, the outdoor areas around the whole house, the side porch and rear formal garden as well as the patio, add so much living space that the house seems to have twice the room that is actually inside its walls. The living room, dining room, and front entrance open onto the patio, which is flanked on either side by an automobile shelter with wide, elliptical arches screened by heavy wood grilles. A high, front wall protects it from the street and a dignified entrance portal with beige-colored double doors opens directly into the center of the patio and leads across it

In the small daughter's room a spool-poster bed of mountain cherry. White dotted, tomato red canopies and quilts. In the dining room gray-blue walls enhance blond mahogany. Blue leather seated chairs, knotty pine table. Oriental rug of red, blue, and gray. Beige taffeta bed cover and dressing table skirt contrast with jade green walls in master bedroom. Hand-hooked rug in same colors. Quilted headboard of chintz for twin beds

to the entrance porch of the house itself. The wall has a low beige base which is carried around the front entrance of the car shelters and inside them, while a beige-shuttered, iron-grilled opening and a good looking copper lamp on either side of the entrance doorway enliven what would otherwise be a blank, white wall. Inside the patio, planting is limited to the corners, leaving a terrazzo paved space large enough for dancing and for white iron chairs and tables. Adroitly concealed flood lighting illuminates the patio courtyard at night and two splendid royal palms shade it in daytime. The smart exterior and neatly dovetailed plan are special merits of the house. While it has the picturesque charm of a rambling house and seems to wander around a bit inside with unexpected, useful corners and in-between porches and nooks, it really has a compact, rectangular plan fitted into a lot which is 60'-0" wide by 125'-0" deep. It takes ingenuity to do this successfully, to lay out a living room, dining room, study, kitchen, breakfast room, three bedrooms, two baths, a small storage room, and screened porch on one floor without having the rooms spread out in wings and ells over extra land. Special features are the bedrooms, each of which is a well-lighted corner room; the interesting corner living room fireplace; and the tiled and screened porch next to the living room which serves as an adjacent lounge.

The exterior has particular interest too. In the November, 1936, issue of THE AMERICAN HOME we published the home in which Mr. Zachar was then living and which he also designed. It was a picturesque Spanish type with a red tile roof. The difference between that house and this one reflects some of the interesting changes which have occurred in moderate size Miami homes. The white shingled Bermuda type roof of this house is an attractive new style applicable to Southern

[*Please turn to page 118*]



Drawing by Carl Sigman

FACE-LIFTING for OLD TRUNKS

IF THERE is any good reason for keeping old-fashioned trunks "up attic" when they can be as attractive and useful as this one, we don't know it. This particular trunk was rescued with two coats of white paint, dead white, and the leather straps, hinges and all were painted. When this much was thoroughly dry, the trunk was "antiqued." When this in turn dried, flowers were painted with a bold and free hand on the re-enforcement strips that run around the trunk, and the hinges were painted black.

Put at the foot of a bed, it is as fine a blanket chest as you could want, a grand toy chest, or a place for storing summer clothes.—GRETCHEN RICHMOND

After-the-Game



Underwood & Underwood

Parties

LAURA LEE CLEMENTS

FOOTBALL fans make a very special variety of dinner guests. After an afternoon of cheering in the frosty air of October and November they are frankly hungry and not the least bit interested in dressing for a late dinner. The sooner they eat, the better. So we make it a buffet meal and the early birds need not wait for the late comers. Needless to say there must be plenty, and the hearty foods you have avoided all summer are exactly right for the fall season and whetted appetites.

Every hostess worthy of the name has her own specialties and she may let her imagination have full sway when she prepares for a buffet meal. The table will be filled and the decoration may be as simple or as elaborate as the setting permits. This is the time to use the unusual pieces of china, glass, silver, or copper that find little use at more formal meals. The collector of pressed glass will find that the platters and compotes and odd relish dishes will make an interesting table. There are many old and modern bits of china in odd designs and beautiful colorings that will delight you and create an artistic table. I use old glass and have a lot of fun doing it.

Your supper will, of course, center around the meat dish. If you make better meat balls and spaghetti than your friends, they will welcome having them at your house. They are hearty and delicious. Be sure to have plenty of extra sauce and a dish of freshly grated Parmesan cheese. Ham is the old stand-by and it is hard to find an easier and better meat to serve. But, have you ever served frozen horseradish sauce with it? When we serve corned beef hash we have a generous dish of tartar sauce accompanying it. On some occasions we have chicken pie or chop suey. Escalloped oysters or oyster pie are good too.

The most popular meat dish I have ever served is a boned turkey stuffed with another boned bird, capon or chicken. I like to use this when there is a large number to serve and the crowd may swell after I get to the game and invite those old friends I haven't seen for years. A large bird stuffed with a capon will serve thirty to thirty-five persons. A smaller one stuffed with a chicken will serve around twenty-five. The host likes this as he does no carving, merely slicing down through solid pieces of meat and dressing. If you can bone a fowl or two you can do this at home. I get mine all prepared and cooked from a catering firm, but your butcher often can do it. Have him bone the turkey, leaving only the leg bones in; have him bone the smaller fowl too, taking out all the bones. Make your

[Please turn to page 64]

F. M. Demarest — Recipe printed on back of each photograph

• grape juice sauce
horseradish sauce

• kidney bean and tongue salad

• cheese tray



• sweet potatoes and oranges

• grape juice sauce

4 tablespoons flour
3 tablespoons butter or margarine
1½ cups bouillon (1½ bouillon cubes in 1½ cups boiling water)
⅓ cup grape juice

Blend flour and butter. Add bouillon slowly, stirring constantly, and cook until it thickens. Add grape juice; reheat and serve. This sauce goes particularly well with smoked pork shoulder or ham.

Recipe submitted by HELEN S. NEAL

• frozen horseradish sauce

6 tablespoons grated horseradish
2 tablespoons vinegar
2 tablespoons sugar
½ teaspoon salt
4 tablespoons mayonnaise
½ cup heavy cream, whipped

Combine all ingredients except the cream and fold into whipped cream. Turn into tray of automatic refrigerator and freeze. When ready to serve scoop out with spoon and place in a chilled sauce tureen. This can also be packed and frozen in mixture of 4 parts ice to 1 part salt. Delicious with ham and tongue, plain, smoked, or spiced.

Recipe submitted by LAURA LEE CLEMENTS
Tested by THE AMERICAN HOME

• kidney bean and tongue salad

2 cups cold smoked tongue, cut in julienne strips
2 cups kidney beans, drained
¾ cup sweet pickle, chopped
1 cup celery, chopped
3 tablespoons green pepper, chopped
2 tablespoons pimiento, chopped
Salt and pepper to taste
3 drops tabasco
Mayonnaise or salad dressing

RUB salad bowl with garlic. Add tabasco to small amount of dressing. Combine all ingredients in bowl and toss lightly, using just enough dressing to bind together. Serves 8.

A pleasing variation is to use spiced tongue, or one of the many varieties of ready-to-serve ham on the market, instead of the plain smoked tongue. The last of Sunday's roast may be used up in this salad, too.

Recipe submitted by MABEL MAIZE KELSEY
Tested by THE AMERICAN HOME

• cheese tray

CHEESE trays, such as we have shown on the reverse side, offer limitless possibilities for variety both in the choice of cheeses and the foods accompanying them. On this tray we have used cheeses from several countries: Brie (France), Gorganzola (Italy), Appititost (Norway), pineapple cheese (Holland), and Old English (American). Another combination might have been Swiss, Camembert, Roquefort, cream cheese, Chedder in port, and an Edam. Visit your favorite cheese store and have the clerk help you choose other interesting combinations.

To accompany the cheese we have used these foods: thin slices of fruit cake, plain crackers (toast just before serving), dried figs, whole dates in brandy, and guava paste. Other suggestions are the lovely raisin clusters, when in season, whole walnut meats, a wide variety of crackers, and fresh fruits such as apples, pears, and peaches.

For serving pineapple cheese, Edam, or Gouda, cut a slice from the top and scallop the edge of the shell, or have it done for you at the store. The cheese can then be broken in pieces and left in the shell; the guest may help himself to as much as he desires. The whole round cheeses such as Brie or Camembert should have a wedge removed before serving to "start" the cheese.

• sweet potatoes and oranges

3 medium sized sweet potatoes
½ cup brown sugar
3 tablespoons butter or margarine
Grated rind 1 orange
2 oranges, sliced

COOK potatoes until done but still firm. Cool slightly, peel, and slice in ¼ inch slices. Arrange layer of sliced potatoes in buttered baking dish; season with salt, pepper, dot with butter, and sprinkle with brown sugar and grated rind. Add layer of sliced oranges and repeat until materials are used, having a few orange slices on top. Bake in hot oven (400° F.) about 30 minutes, basting once during baking. Serves 4.

Tested by THE AMERICAN HOME



We're Waging

VERA G. PAYNE



IF YOU belong to that fortunate class of housewives for whom washday holds no terrors because you either send your laundry out or send husband and children somewhere else for lunch, this article is not for you. But if you long to take the worry out of washday; if you wash one day and spend the next day in bed; if you wear out your body, mind, and temper on washday—then rally round, for we've things to discuss.

Washday with its attendant hurry, hustle, and rustle: Hurry to get husband and children off to business and school. Hustle to get the wash out and a substantial dinner prepared by high noon. Rustle to get dinner things cleared away. Then there are the ashes to be removed (one third of us still use wood-burning stoves), living room to be cleaned, beds to be made, wash water to be emptied, and so on and on and on, in households where the wife is cook, laundress, parlormaid, and janitor. Not to mention valet duties to friend husband who feels if he's worn his Sunday suit, best hat, good shoes, and gayest necktie, *somebody* ought to put them away for him on Monday. So what? So—in times of peace we'll prepare for future wars on the long succession of inevitable washdays that lie ahead.

First—and what a woman-saver this is—we'll junk the preconceived notion that the Heavens will fall if our wash is not

WAR on WASHDAY!

flapping in the breeze every Monday morning, come wind or rain, barring neither accident nor major household calamity. Let's use Monday to *prepare* for washday.

"Fine nonsense," sniffs our more efficient sister. "Wash on Monday, iron Tuesday—why I can put out a wash while you're *preparing* to do one!"

Say what you will, Monday morning in maidless households is the "morning after the night before." Sunday's papers are scattered to the four winds. Sunday clothing strewn hither and yon. Children may be taught to "hang up" after themselves but Daddy remains, at all times a privileged character who thinks he rates, and gets, valet service.

Monday morning usually finds bills due; milk, light, water, gas, etc. Pantry and cupboard are depleted. Sunday's roast that was to have been Monday's hash, sandwiches, or croquettes has in some mysterious manner, vanished. So has the cake, the pie, or the extra tray of ice cream you were reserving for Monday's washday lunch. So let's use Monday to straighten the house, pay bills, restock the pantry, plan and prepare as much of Tuesday's washday dinner as is humanely (to the housewife) possible.

When you get to the actual washing process, to soak or not to soak is one burning question. Personally I subscribe to the "No-Soak" school of thought. Since sheets, tablecloths, pillowcases, white shirts, and heavy bath towels are usually placed in boiling suds during the washing process, boiled and rinsed through three waters, it seems they should be clean. But soaking, like eating olives or caviar, is a matter of personal opinion.

And when do you hang out? Do you hang out each washerful as it is rinsed? Or, unless you're rushing to get the wash dry before a rain storm or sudden cold squall, do you wait until all the clothing is ready to hang?

How can we cut time on ironing day? Of course, if our laundry was ironed away from home, or if we had maid service, we'd love gobs and gobs of freshly ironed sheets. But our problem is a maidless home, and no laundry sent out—so mother should be excused if she keeps a reserve store of ironed sheets, but gives the family the benefit of that "clean, fresh smell" un-ironed sheets have about

Test Your I. Q.

How high is your I. Q. rating when it comes to setting a table? Do you know when tumblers are more appropriate than goblets, the difference between formal and informal china, why the finest white damask cloth might look absurd? At the left is a table, one of ten set by Macy's to let you test your knowledge of what is right and what is wrong in table setting. Half of it follows the principles of good taste; the other half shows a mistake never made by people who know the rules. Do you vote for the A or the B side? Why? Correct answer is on page 85—

Recipe printed on back of each photograph



• oven dinner No. 1

• oven dinner No. 2

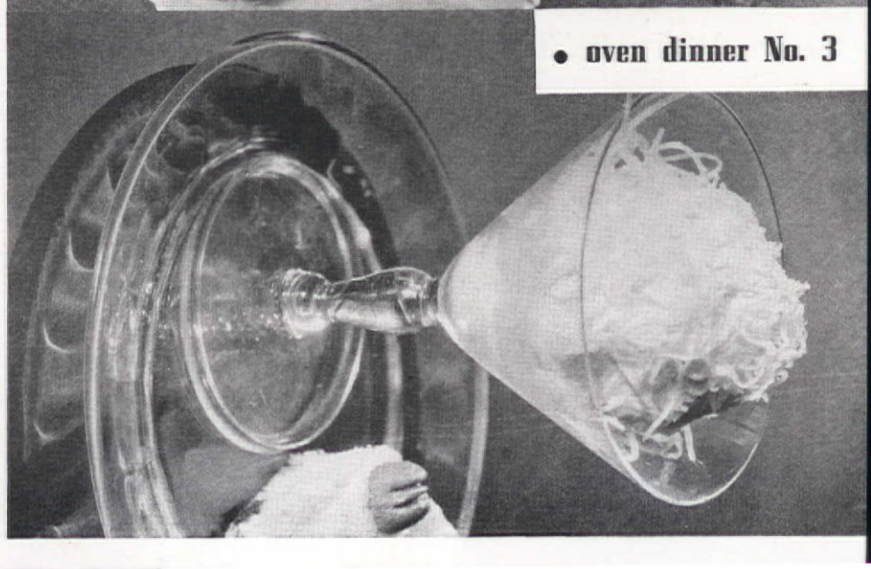

• oven dinner No. 3

them. Be sure to turn each article back to its "right" side as you dampen. This will prevent your iron from losing heat or becoming too hot, as you lose time in turning articles while ironing. And to save time in sorting, put things that are to be mended in a separate pile.

In making out our washday menus we divide the year into the four seasons. During fall, winter, and early spring, we rely heavily on our home-canned food stuffs; or indulge more heavily in our grocers' canned products. But not too heavily, for if we spend on groceries for our washday dinner an amount equal to sending out the wash, what have we gained? After all, doing the family wash is not a labor of love, but a labor for economy's sake. So, we're not to run up grocer bills!

Since it is just human nature that every member of the family craves "something good" on washday, our only salvation lies in well-planned meals, partially prepared the day before we are to wash. Oven baked dishes satisfy practically everyone and are stressed in these menus for three reasons: 1. Oven baked dishes mean a saving of time and fuel, as the oven will be heated if we're using a wood range to heat our water and boil the clothes. 2. It's no trick to heat the gas or electric oven and slip your already

[*Please turn to page 100*]

Photograph printed on back of each recipe

• oven dinner No. 1

Ham Loaf with Raisin Sauce
(recipe from The American Home Basic File)
Baked Squash
Gourmet's Vegetable Salad
(recipe from The American Home Basic File)
Baked Apples (served hot) and Cream

THE ham loaf, squash, and apples will be baked in the same oven, all at the same time. Use a moderately hot (375° F.) temperature. The ham loaf will take from 50 to 60 minutes; the squash about an hour, depending on the variety; and the apples will take about 30 minutes. Put them in the oven so that they will all be ready to serve at the same time. The peas in the gourmet's vegetable salad will be canned, or left over from either Sunday's or Monday's dinner menus.

Tested by THE AMERICAN HOME

• oven dinner No. 2

Barbecued Frankfurters
(recipe from The American Home Basic File)
Scalloped Potatoes
Canned Asparagus
Cabbage and Pimiento Salad
Sour Cream Dressing
Betty's Chocolate Cake with Chocolate Chip Whipped Cream
(recipe from The American Home Basic File)

THE frankfurters, potatoes, and chocolate cake will be baked in a moderate oven (350° F.), all at the same time. The frankfurters will take 1 hour; the scalloped potatoes will take about 1½ hours, so they should be put in first; the cake will take from 30 to 40 minutes. Served fresh from the oven with sweetened and chocolate chip flavored whipped cream, the chocolate cake will make an exciting dessert.

Tested by THE AMERICAN HOME

• oven dinner No. 3

Sliced Lamb in Jelly Sauce
(recipe from The American Home Basic File)
Hot Stuffed Tomatoes
(recipe from The American Home Basic File)
Plain Buns "Petit Sou"
(recipe from The American Home Basic File)
Cocoanut Ice Cream Balls
(recipe from The American Home Basic File)

THE buns are made from a dough which may be kept in the refrigerator for several days, baking fresh rolls whenever you need them. Bake 20 minutes in a hot oven (400° F.). Use the same oven to heat the sliced lamb in the jelly sauce, and to bake the corn-stuffed tomatoes. It will take about the same time for all three foods. The lamb will probably be left over from Sunday's lamb roast.

Tested by THE AMERICAN HOME

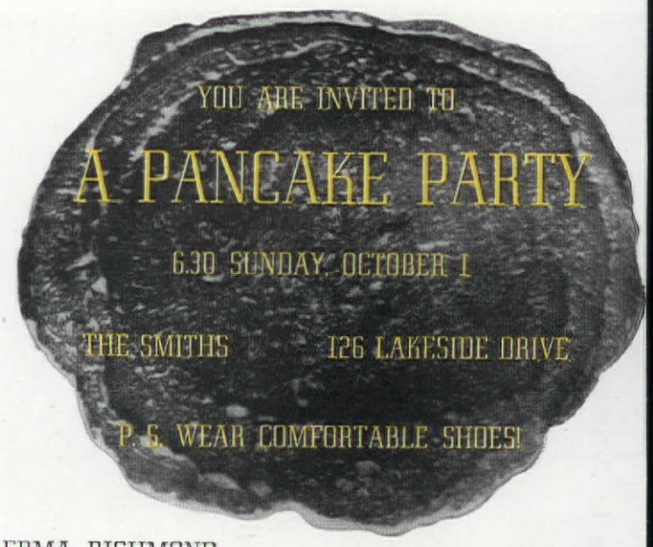

ERMA RICHMOND

WHEN the weather gets hold of itself and settles to steady crispness, when the frost is "on the pumpkin" or something, and the mere sound of the word sausage is a delight, invite your favorite crowd to a Pancake Party and your reputation will be made as a hostess who knows how to be original.

The invitations are pancakes cut from brown wrapping paper with brown shadings drawn on with a brown colored pencil and a bit of yellow paper butter pasted in the center. On the back of the paper pancake, say you are having a party and give the place, the time, and in a P.S. warn the guests to wear comfortable walking shoes (the comfortable shoes angle will intrigue because shoes and pancakes seemingly have little in common). Explanation to hostess: The shoes are necessary for the event that will follow the supper.

When the guests have arrived, lead them to a big gaily set table with quantities of pancakes, huge pitchers of real maple syrup; tiny, spicy sausages; crisp, cool cabbage salad; generous cups of steaming, fragrant coffee, and last of all, lemon sherbet.

When they finally declare, with groans, that they can eat no more, divide the group into two teams and appoint a captain for each team. Give each captain a penny, a watch (if he doesn't possess one of his own) a typewritten list of instructions, and a pencil. Inform the crowd that they are going on a "Heads and Tails Treasure Hunt."

The captains must first see that their watches agree as to time. The teams then start out together, and at the front walk of their hostess' home, the captain of each team will flip his coin. If it comes up heads, the team will turn to the right and if it shows tails, they turn to the left. Each time a group reaches a corner the captain must flip his coin to determine the new direction they are to take.

The typewritten papers bear a list of landmarks and objects which the teams must watch for in order to establish a score for the hunt. Whenever any member of a team notes any of the objects mentioned on the list his captain places a large check mark beside the name of the object or landmark. This list is just a suggestion. Each locality would have certain specialties that would be hard to find, but very much in plain sight, the sort of things that you pass every day of your life but have never really looked at, that add a lot to the general scramble for points. And, too, there is nothing to stop you from having a little gentle, so long as it remains that, fun with your friends' foibles. Scoring is as follows.

Brick side walk	10 points	Bridge	100 points
Black cat	100 points	Fraternal club house	50 points
Ordinary cat	5 points	Fire station	50 points
White dog	50 points	Police station	50 points
Ordinary dog	5 points	Theater	50 points
Horse	100 points	Apartment building	Count number of mailboxes in lobby for score
Schoolhouse	Count its windows for score	Mail box	25 points
Gas station	10 points	Fire box	25 points
Picket fence	Count its pickets for score	Fire hydrant	10 points
Motorcycle	25 points	Trolley and bus stops	5 points
Bird bath	100 points	Stop signs at intersection	5 points
Church	25 points		

[*Please turn to page 101*]

Brighten Your Metals by Recipe

What, you're all out of that good silver polish you bought for your grandmother's silver tea service? And company is coming and it must be cleaned today? Never mind, in such an emergency you can clean your silver and other metals with these simple household remedies to use "before the doctor comes." . . . JACQUELINE FROST

Recipe printed on back of each photograph

• to clean copper

• care of silver

BOTH flat pieces and hollow ware should be washed just as soon as they are removed from the table. Should any of the pieces be egg stained, rub them with dry salt on wet cloth before washing. Wash silver in mild hot suds; rinse well in clear hot water; dry with soft towel. Silver will streak if left to cool before it is wiped. If carelessly dried, it will streak or spot and eventually tarnish. With care, many cleaning hours may be saved. For example, do not serve salads or foods with vinegar in silver. Egg dishes will also stain silver.

Recipe printed on back of each photograph

• to protect ornamental pieces

• to clean pewter and nickel

• to clean silver

CLEAN silver with a good silver polish or with household supplies such as potato water or whiting mixed with water or completely denatured alcohol. Wash, rinse, and dry after cleaning. For a quantity of *perfectly plain* flat silver, place pieces in an aluminum kettle, or buy aluminum plates just for this use. Add a solution 1 teaspoon salt and 1 teaspoon soda to 1 quart boiling water. All pieces must be touching each other or the aluminum. Boil about 3 minutes. Remove, rinse, dry. Tarnish will be removed by solution. Now apply silver polish with chamois.

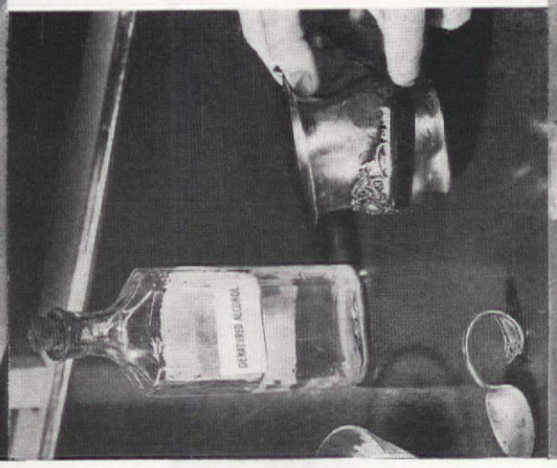

• to clean brass

F. M. Demarest

Brighten Your Metals by Recipe

Every home deserves to have that "just back from the laundry," well cared for look, right down to the last silver teaspoon and brass doorstop. After much experimenting I have found that these simple household remedies for cleaning metals are easy to use, and, best of all, they actually work . . . JACQUELINE FROST

Photograph printed on back of each recipe

• to clean brass

CLEAN this metal with a paste made of equal parts flour and salt, moistened with vinegar. Apply with a flannel cloth, then wash well with soap and hot water. Rottenstone mixed to a paste with linseed oil is effective, too, especially when finished off with metal polish. A weak ammonia solution is another good brass cleaner. Apply with a cloth, dry very quickly with chamois and polish with fresh chamois and a small amount of jeweler's rouge, which may be bought in a hardware store or ordered from your jeweler.

• to clean embossed brass

TO CLEAN embossed brass, apply a mixture of one ounce oxalic acid (poison) and one pint soda water; wash and polish with chamois. An oxalic acid solution rubbed over tarnished brass quickly removes discoloration and leaves the metal gleaming and bright. Wash acid off with water. Rub brass with whiting and a piece of soft leather. Dry very thoroughly.

Tested by THE AMERICAN HOME

• to clean silver

HEAVY tarnish on silver which has been stored for some time may be removed by soaking for two hours in potato water. Any tarnish that remains can be removed with a soft brush and silver polish.

Bad scratches on silver should be treated with a small quantity of whiting mixed to a paste with olive oil. Polish with chamois.

Your jeweler will clean badly tarnished pieces that have been stored for a long time. His fee is small considering the time spent at home trying to bring silver back to its original beauty, not to mention the disappointment that failure brings. It is the old, ornately carved pieces that seem to require professional cleaning and buffing.

A paste of lemon juice and salt, or lemon juice and whiting, will help clean discolored ivory knife handles, but they naturally darken with age. Rub it in well; let it stand for a few hours if deeply stained. Rinse quickly and polish.

Chloride of lime removes dried ink from silver ink wells or desk accessories.

Tested by THE AMERICAN HOME

• to clean pewter

A DAILY dusting and frequent baths in warm soapy water will keep pewter in fine condition and save unnecessary cleaning.

Pewter is a soft metal and, like fur, should be rubbed the right way, round and round—never up and down. Clean pewter by rubbing with a clean cloth dipped first into a dish which contains rottenstone, then into another one which contains equal parts turpentine and linseed oil. Rub with a circular motion. Wash in warm soapy water.

• to clean nickel

NICKEL is cleaned with hot soap suds and wiped dry. Never use an abrasive as it will scratch, and do not allow salt solutions to stand on nickel. If it is stained, polish with whiting and kerosene, whiting and ammonia or with commercial nickel paste which is allowed to dry and is then rubbed off. Jeweler's rouge and lard will clean and polish very fine nickel pieces. Use emery cloth on dull or rusted nickel.

Tested by THE AMERICAN HOME

Photograph printed on back of each recipe

• to protect ornamental pieces

IF ONE does not object to the shinier appearance and harsher feeling, and if a protective coating is desired so that ornamental pieces will not tarnish as readily, a thin coating of white shellac can be applied after they have been thoroughly polished. Many of the pieces sold in the shops have been so treated but the lacquer is not very durable. It is a thin film and must be carefully handled to prevent it from rubbing off. Usually it begins to peel in strips and is most unsightly. Then, it is best to remove the lacquer with completely denatured alcohol (poison). Polish absolutely clean, with benzine and apply metal lacquer.

In case it is not convenient to relacquer, a thin coating of oil or even a good rubbing with an oily cloth (salad oil will do and is not noticeable) will serve almost as well as lacquer in preventing tarnish. When the opportunity to relacquer comes, apply a second coat when the first one has completely dried. Your pieces will now require only wiping with a damp cloth and careful drying.

Tested by THE AMERICAN HOME

• clean silver before storing

SILVER that is to be stored should be thoroughly cleaned and wrapped in dark blue tissue paper. Tuck a few camphor balls into the package when storing for a long time. Months later, when unwrapped, the silver will be clean and bright. Filigree ornaments should always be kept in dark blue paper. Chamois in which silver is stored should be washed frequently. A piece of alum in the silver drawer is a good tarnish preventive.

• sulphur injurious to silver

SULPHUR is deadly to silver, hence, woolens, flannels, or any cloth that has been bleached, presumably by sulphur, has no place around silver, either for wrapping or cleaning. Rubber in any form (even rubber bands) is another foe. Keep rubber out of the silver drawer.

Tested by THE AMERICAN HOME

• to clean copper

TO CLEAN copper, mix rottenstone into a stiff paste with soft soap and water; apply with woolen rag. Polish with dry whiting and rottenstone. Finish with chamois and dry whiting.

Half a lemon dipped in salt will also clean copper. Even a lemon from which juice has been extracted may be used. Rinse copper in hot water and dry. Polish with clean soft cloth. Kerosene is a good brightener for copper trim or ornaments.

A weak ammonia solution is good to remove the greenish deposit from oxidation. Dry quickly and polish.

• oxalic bath method

THE oxalic acid bath given under "to clean brass" is also recommended for copper, in fact it is one of the best cleaning methods for this metal. Wash the copper well, dry and rub with sweet oil and tripoli or some other polishing agent; otherwise the metal will soon tarnish again.

Tested by THE AMERICAN HOME

Photograph printed on back of each recipe

Says Dorothy Canfield Fisher, well-known writer, in a recent article on school children's lunches—

"ONE BOWL OF SOUP PLUS A LISTLESS CHILD EQUALS A BRIGHT, ALERT SCHOLAR"

Fast disappearing throughout the country is the "cold sandwich lunch" of school children. And Mrs. Fisher's statement is but one of many from authorities acclaiming this trend and encouraging it. Doctors and dietetic experts agree that haphazard lunches are *out!* In the middle of the day the hildren need food that's intelligently balanced and ustaining enough for a long afternoon. It should be ot and invigorating; it should be nourishing and asily digestible; it should *not* be heavy r stodgy. What then is more natural han soup? The findings of parents and eachers everywhere are pertinently ummed up in this brief excerpt from Irs. Fisher's article "*. . . gratifying ains in weight, good spirits, and imrovement in afternoon recitations . . . lways occur among the children in a 'hot unch' school . . .*"

AMPBELL'S VEGETABLE SOUP ONE OF MOST POPULAR WITH CHILDREN AND MOTHERS

Iothers everywhere are recognizing these new facts, nd, more and more, soup is becoming indispensable plans for their children's lunches. And because youngsters like it keenly and it is splendid for them, Campbell's Vegetable Soup is one of the soups most frequently used. Its variety of delicious vegetables (15 different kinds), its wholesome, vigorous beef stock, its homelike flavor and nourishment, these cause mothers to call on it with confidence again and again. They find it almost *a meal in itself!* Add some simple dish or a sandwich, and perhaps some fruit, and a child will be able to tackle, clear-mindedly, the afternoon's problems of brain or brawn!

Says The New York Times,

in speaking of the hot lunches supplied daily to 119,000 New York school children, "*Of all the hot dishes served, vegetable soup appears to be the most popular*".

EASE OF PREPARING CAMPBELL'S VEGETABLE SOUP IMPORTANT FACTOR WITH BUSY MOTHERS

Combined with the children's liking for Campbell's Vegetable Soup and the fact that it's so good for them, is the time-saving simplicity of its preparation. It's no wonder more and more cans of this valuable soup are appearing on kitchen shelves. With a supply of Campbell's Vegetable Soup on the shelf, Mother has practically a meal at her fingertips!

Hot soup is the answer at lunch-time for wide-awake answers in the classroom!

LOOK FOR THE RED-AND-WHITE LABEL

Campbell's Vegetable Soup

Containing 15 garden vegetables plus rich beef stock

My class is bright
As I could wish—
When Campbell's is
Their noonday dish!

GREATEST SAUCE PAN IMPROVEMENTS IN YEARS!

Easiest to Clean because of these Improvements

MIRRO
THE FINEST ALUMINUM

MIRRO *Proves Its Leadership*

Season after season MIRRO leads with new improvements, new features. And here's the most exciting thing that has ever happened to sauce pans! Look at the illustration again . . . note ALL the new features. Or, better still, go to your nearest department, house furnishing, or hardware store and look at the pans themselves. Examine and compare them.

THESE are not ordinary sauce pans . . . *they have everything* you need in a cooking pan. They are massively built to stand the knocks of everyday cooking; have quick heating bottoms, most efficient on modern ranges; are designed for all around service . . . and are truly the easiest aluminum pans in the world to keep clean.

This new design comes in a full range of sizes, so you can enjoy these MIRRO advantages in *all* of your sauce pans.

Insist on MIRRO and be sure of getting *all* the latest improvements. No other sauce pans give you *all* these remarkable, advanced features . . . perfect examples of the leadership that has made MIRRO mean *"The Finest Aluminum"* to millions of home-makers. Aluminum Goods Manufacturing Co., Manitowoc, Wisconsin.

SEAMLESS! Smooth, unbroken line between the exclusive MIRRO Sani-Tite Rim and side of pan. A wipe and it's clean!

NEW HANDLE design, and more space between rim and handle, makes it the easiest pan to clean. New handle position gives better balance.

SMOOTH, FLAT bottom is easier to clean, too, because there is no ridge on the inside to catch particles of food.



CONVENIENT for stirring. Smoothly rounded — just the right shape to take the tip of a big spoon. Easier to clean, too.

SLICK, HARD and so easy to clean! Just run your fingers over the new Sani-Smooth inside finish and *feel* how slick this surface is.

UTMOST UTILITY is built into MIRRO utensils. MIRRO self-measuring graduations are just another example of MIRRO conveniences.



A bit of Sweden in Michigan

HERE is a kitchen as Swedish as anything could be, but it is in the typical American home of Mr. and Mrs. A. W. Leet, Birmingham, Michigan. Right from the "Var sa god—bordet ar ducat" (Be so good—the table is set) inscription on the sink apron to the bright blue, white, yellow, and red color scheme, it invites you to come in for a little Swedish style revelry.

Most interesting is the "disappearing" sink. The disguise consists of a light plywood cover with an apron extending down over the front edge to meet the cabinet below. In the top is a trap door giving access to the sink for such minor activities as drawing water. Of course, for dish washing the light cover is easily lifted off and stored in a closet adjoining the kitchen.

Along the wall at the right of the window is a small apartment size gas range, and next an electric cooker cabinet. Over both range and cabinet is a typical Swedish hood, adorned with old Swedish cooking utensils. Next to the cooker is the refrigerator. The wall opposite the window is occupied by a desk with three shelves above it for cook books. The remaining wall space is filled with cupboards having a counter below. In the center of the kitchen is a Swedish "card table."

A deep electric blue ceiling, with an eleven-inch cove to the window tops in the same color, contrasts effectively with off white cupboards and side walls. The counters are covered with blue linoleum bound with chromium metal. Adding spirit to the scheme are red curtains with yellow figures which, you will notice, have been repeated in the stenciled pattern on the cove and also on the apron of the sink cover.



3 sheets to the wind...



"First I bought sheets for **comfort**"

"then I bought sheets for **service**"

"now I buy **Lady Pepperells for both**"

And most smart housewives buy Lady Pepperells for another reason, too. Their every quality has been Laboratory-Tested . . . Guaranteed by Good Housekeeping, as advertised therein; proven by 28 different inspections during manufacture, and by the American Institute of Laundering. You'll be amazed how little Lady Pepperells or Pepperell Percales cost—only $1.29 to $1.49.*

FREE — An interesting booklet on "The Wear, Tear and Care of Sheets." Write to the Pepperell Manufacturing Company, 164 State Street, Boston, Mass.

**These prices may be subject to very slight variation due to differences in sizes and shipping costs.*

You will find the Pepperell name on towels and blankets, too



1½ Story on LONG ISLAND



Murray M. Peters, Photographer — *Porter O. Daniel, Architect*

East Williston home of Mr. D. H. Pashley

In this adroitly planned one and-a-half-story house, the side entrance porch and the rear garage are under the same roof, in a wing. The white brick front wall of the house includes a round window, lighting the entrance hall, and a pleasant bay extends out from the living room. The side walls are shingled. Knotty wood paneling covers the hall walls and the interesting, unsymmetrical fireplace wall of the living room. Spaciousness is achieved by the wide doorway.

How to take the FIRST STEP toward owning

The House You've Always Wanted

by Crawford Heath

SEND FOR HOME IDEA BOOK—See pictures—Get full details on 14 attractive Guildway Houses. Learn all about the New Guildway Method which now makes it easy for you to plan, build and finance—*LIKE RENT*—the modern house you've dreamed about.

THE longer I study the gap that lies between people who have built their own homes and those who have only *dreamed* about building the house they've always wanted, the more I am convinced of the great usefulness of "The Home Idea Book."

If this book does only one thing—it corrects the mistaken idea that nowadays only rich people can afford to build and own their own homes!

Today, there is no reason why *anyone* with a modest income cannot build and own a new house.

It is true that, until recently, the prospective home builder soon found himself exposed to problems about which he knew very little, with no place to go for good, sound advice—no easy way to determine relative values or what price house he could afford on his income—no one to whom to turn for known-quality workmanship.

Now Easy to Build—Buy Like a Car

In a great measure, these troublesome problems have been solved. Now you can go to a local headquarters where you will find a complete "one-stop" service in home building and remodeling. To provide this new, much-needed service, the leading architects, lending organizations, suppliers, real-estate men and contractors in communities all over the country have banded together under the name of the Housing Guild. Headquarters are at your local Johns-Manville Dealer.

New Local "One-Stop" Service

Here you can select from many Guildway Houses, designed by famous national and local architects, the home best suited to your family and purse. You can also obtain *complete* plans, specifications and building costs, and actually *buy* that house in a *single* transaction with financing arranged on a convenient monthly basis.

A New Approach to Building

Only you know what type house suits you best. But have you the latest facts on new low-cost financing—planning—modern kitchens, bathrooms, basement playrooms, attic rooms? All these subjects and many others are covered in "The Home Idea Book"—the most helpful approach to home building or remodeling.

You Need "The Home Idea Book"

More than 300,000 home owners have found "The Home Idea Book" a practical, usable guide to building and remodeling. Includes facts on modern financing—dozens of stimulating ideas—money-saving suggestions—14 houses and floor plans by foremost architects. If you're planning to build or remodel, this book is the ideal *starting place*. Why not send for *your* copy, *today?*

GUILDWAY HOUSE NO. 5

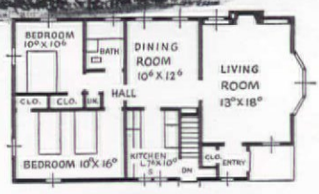

Guildway House No. 5. As little as $48.68* per month buys this attractive house. From southern Alabama and New Orleans comes the inspiration for this charming cottage. The interesting manner in which the roof area has been broken up gives the feeling of elaborateness, although the floor plan is really simple.

KEEP OVERHEAD DOWN with this J-M Salem Asbestos Shingle Roof. Lovely as weathered wood—fireproof—little, if any, upkeep—"lifetime" protection.



J-M ASBESTOS Siding Shingles re-create the charm of the weathered wood shingle. Require no painting. Won't rot, split or decay. Fire- and termite-proof.



ALL THE FAMILY will enjoy a basement or attic playroom finished in Johns-Manville Insulating Board Panels with the new "Glazecoat" surface. Many decorative patterns, easily applied.

PROTECT THE FAMILY HEALTH and save up to 30% on fuel bills with J-M Rock Wool Home Insulation. Helps prevent drafts—reduces temperatures up to 15° in hot summer weather.

GUILDWAY HOUSE NO. 4



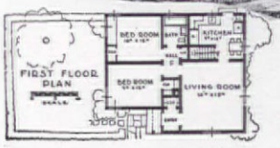

Visit the Johns-Manville Building at New York World's Fair. See models of Guildway Houses—interesting displays of J-M Materials.

Guildway House No. 4, approximately $32.09* per month. To take advantage of natural light without breaking up the wall space too much, the bedroom windows of this delightful American cottage are set in the corners.

*The price is an approximation only and will vary according to local conditions. It is for the house only (not land) and includes payments on principal, interest, FHA insurance, fire insurance and estimated taxes. It is assumed that the cost of the land is equivalent to the FHA required down payment.

10¢ brings this valuable book

"THE HOME IDEA BOOK"—fully illustrated, very latest *ideas*, many pictures in color. Facts on financing, floor plans, exteriors, interiors, color treatments, materials that reduce costs, new comforts, modernizing. Complete details on the new Guildway Method that ends building worries—cuts costs. Also (while supply lasts) 14 house designs included *free* with each copy of "The Home Idea Book" (10 cents).

THIS GUILD SEAL identifies Building Headquarters in your town. Here you can obtain advice on remodeling—help in planning, building and financing a new home.

INCLUDES 14 ATTRACTIVE HOUSES WITH FLOOR PLANS

MAIL COUPON TODAY!

JOHNS-MANVILLE, Dept. AH-10, 22 E. 40th St., N.Y.C. Enclosed find 10 cents in coin for my copy of "The Home Idea Book" plus the free booklet of house designs. I am planning to ☐ build, ☐ remodel. Also, send me special information on the new Guildway Plan ☐.

I am especially interested in ☐ Home Insulation, ☐ Insulating Board for extra rooms, ☐ Asbestos Shingle Roof, ☐ Asbestos Siding Shingles. (In Canada, address: Dept. NY, Canadian Johns-Manville, Toronto 6, Ont.)

Name_____

Street_____

City_____ State_____

JOHNS-MANVILLE BUILDING MATERIALS

OH WHY ARE MY CAKES SO UNDEPENDABLE?

The friendly tip that ended Mrs. R's baking worries may help you, too!

Mrs. R: You never seem to have all this fuss about cake results, Bess. What's your secret?

Bess: Well, one thing I'm finicky about is baking powder. I always use Royal. It's made with pure Cream of Tartar and it has a *steady baking powder action.*

Mrs. R: Steady baking powder action? But why is that important?

Bess: It promotes a close, even texture. It is this fine texture that helps make a cake fluffy and delicious. You'll find, too, that Royal cakes stay temptingly moist... keep their freshness and fine flavor longer.

Mrs. R: I'll have to try it. But doesn't Royal cost more?

Bess: Per can, yes. But only a *fraction of a cent more* per baking. When you figure the other ingredients in a cake cost 30 to 40 times as much as the penny's worth of Royal you use, you see it's foolish to risk them.

These photographs of cake, magnified, show why the action of baking powder is so important to success in baking.

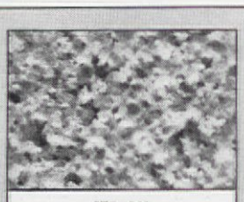

STEADY BAKING POWDER ACTION

This is the normal result of *steady* baking powder action. Note the delicate but firm grain and fluffy texture of this cake. It will retain its moisture and delicious flavor—stay fresh longer.

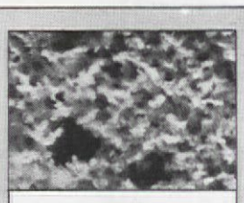

UNEVEN BAKING POWDER ACTION

See how an uneven baking powder action may ruin texture by breaking down the tiny cell walls, make it coarse... crumbly. This cake will dry out—lose its flavor—get stale more quickly.

SOMETHING YOU SHOULD KNOW!

ROYAL is the only nationally distributed baking powder that is made with Cream of Tartar—a pure fruit product from luscious, juice-heavy grapes. ROYAL leaves no "baking powder taste." Ask your grocer for ROYAL when you buy baking powder!

A HELPFUL COOK BOOK—FREE!

If you bake at home, you should have a copy of the Royal Cook Book which tells you how to make delicious cakes, biscuits, muffins, pies, puddings and main dishes. Send your name and address to Royal Baking Powder, 691 Washington St., New York City, Dept. 910.

Copyright, 1939, by Standard Brands Incorporated

I Gave a KENTUCKY BURGOO PARTY . . .

ALICE S. CAMPBELL

THE Southern tradition of informality served me well when I moved west to a beautiful little town on the banks of the Mississippi. With two small children, music lessons, an occasional game of golf, and the dozens of obligations known only to a new resident in a small community, I saw no way of returning the delightful but nevertheless formal and elaborate parties which were popular and always successful in my new "home town."

Before long I announced that I wanted to do some entertaining, but that it would have to be very informal. Coffee and sandwiches served before an open fire after a long walk must have seemed curious to my new friends who planned weeks ahead for a party, but it was in this way that my idea for a Kentucky Burgoo party started. During the conversation we discovered that all but one of us were newcomers from different states, and one girl suggested that each of us give a party and serve something typical of the place from which we came. Everyone boasted a treasured recipe, and we were anxious to display our special culinary abilities.

The biggest football game of the season was scheduled for the next week end, and since all of us were going I volunteered to have a Kentucky Burgoo party afterward. Foreign to everyone, there was much curiosity about what kind of party that could be. I divulged nothing except that it was typically Southern.

Since every one was practically frozen from sitting on the bleachers all afternoon and very hungry from standing up and cheering every five minutes, I think anything would have tasted good, but the Burgoo turned out to be much more than that. My husband is an expert at making mint julips, so they were the starters, served with tiny beaten biscuit, old hickory cured ham, and rounds of stuffed pickles, all sent from Louisville, Kentucky. This was followed by the Burgoo, which, my friends were surprised to learn, is a soup—very thick and much like the old New Orleans gumbo. We served it from two very old Haviland soup tureens, and I'll tell you confidentially that they were filled many times. Hot rolls, a tossed green salad, stuffed dates, salted nuts, and coffee Royale completed what was a really successful party.

My friends found the history of the soup interesting, for it can be traced back to the days of General Morgan and the Civil War. It is said that on one occasion the men found themselves without food and cut off from their base of supply, so raiders were sent out to bring in whatever they could find. As a result, into the five hundred gallon kettle used for making gunpowder were thrown beans, chicken, potatoes, corn, cabbage, tomatoes, and other available vegetables. Last

A substantial meal in itself is this delicious Southern dish served from a soup tureen

F. M. Demarest

. . . SO I GAVE 'EM TO JUNIOR
Those pots and pans were old ruins, anyway. Should have gotten rid of them long ago . . . for a lot of reasons.*

UP-to-date ALUMINUM COOKING UTENSILS are a real economy

WHAT TO LOOK FOR:
*HANDY POT 'N' PAN CHECK LIST!

Sizes: ☐ Too few ☐ Too small ☐ Too large.
How they heat: ☐ Too slow, waste fuel. ☐ Too fast, burn food.
Convenience: ☐ Heavy to lift ☐ Awkward to handle.
General condition: ☐ Worn ☐ Battered ☐ Broken.
Bottoms: ☐ Bulged, wobbly.
Handles: ☐ Uncomfortable ☐ Loose ☐ Get too hot.
Knobs: ☐ Loose ☐ Broken ☐ Get too hot.
Lids: ☐ Too few ☐ Out of shape.
Cleaning: ☐ Unsanitary seams, crevices.

How do your pots and pans pass this inspection?

WHAT TO DO NEXT!

WEAR-EVER TACO ALUMINUM TRADE MARK REG. U.S. PAT OFF.

Bring your kitchen up-to-date with Wear-Ever Aluminum Cooking Utensils. When you buy look for the Wear-Ever trade-mark. For 39 years it has guided housewives to "Aluminum at its best." If you do not know where to buy Wear-Ever, write The Aluminum Cooking Utensil Co., 1608 Wear-Ever Building, New Kensington, Pa.

When a thousand meals a year depend on your cooking utensil equipment, inefficient utensils are false economy. You save fuel, food, and food values every meal when you cook in Wear-Ever utensils. Cooking utensils are a family affair. Read the three little paragraphs below to your husband, and then ask him to help you use the handy check list* at the left.

FOOD TASTES BETTER
Aluminum, the metal that is Friendly to Food, keeps food flavors natural. Foods look better, taste better because they cook evenly in Aluminum.

ALL FOOD VALUES
The natural goodness—the minerals, the vitamins, the purity, are preserved in Aluminum. Full food value and full flavor make for appetites and health.

ACTUALLY SAVES MONEY
Nature made Aluminum a better heat conductor than other metals practical for cooking. Heat spreads faster, cooks evenly, uses less fuel. No food spoiled.

"Wear-Ever"

Aluminum at its Best

WHY DIDN'T SOMEONE TELL ME

ABOUT THIS MARVELOUS SPAGHETTI BEFORE?



It saves me time and work, has a much better sauce than I can make

● "I always cooked my own spaghetti until I discovered Franco-American. But now we have Franco-American all the time and love it. Its cheese-and-tomato sauce has the one I used to make beaten a mile. Imagine, they actually use *eleven* different ingredients in it!"

Yes, 11 different ingredients!

Luscious tomato puree, brimming with garden-fresh flavor. Selected Cheddar cheese from America's finest dairies. Savory spices and seasonings subtly blended to give delicate, piquant flavor. And you can enjoy this superb spaghetti *any* time, at a moment's notice. No cooking or fussing, simply heat and bring to the table.

So many uses

Serve Franco-American as main dish or side dish. Combine with left-overs and less expensive meat cuts. A can holding three to four portions costs only 10c. Here's a "millionaire's dish" *for less than 3c a portion!* Order now!

Franco-American SPAGHETTI

MADE BY THE MAKERS OF CAMPBELL'S SOUPS

Send for **FREE** *Recipe Book*

CAMPBELL SOUP COMPANY, Dept. 1210
Camden, New Jersey. Please send me your free recipe book: "30 Tempting Spaghetti Meals."

Name (print)_____

Address_____

City_____ State_____

of all was added a mysterious seasoning by a French soldier of fortune who had drifted into the ranks. The brew was popular with the men, and still is a favorite in Kentucky. My guests demanded the recipe, and I am giving it to you, too, for I can promise that it is the perfect thing for an original party.

Kentucky Burgoo

1 (No. 2) can okra
1 (No. 2) can peas
1 (No. 2) can whole kernel corn
1 (No. 2) can cut string beans
1 (No. 2) can lima beans
6 large uncooked potatoes, diced
4 large uncooked carrots, diced
2 stalks celery, diced
4 green peppers, diced
3 large onions, sliced thin
1 small head cabbage, shredded
3 cloves garlic, chopped fine
1 pod red pepper
1 (No. 10) can tomatoes
1 small bottle (about ½ cup) Worcestershire sauce
Salt and pepper to taste (about 2 tsp. salt; ½ teaspoon pepper)
1 tablespoon mixed spices (tied in cloth)
Stock: 1 hen or rooster, 5 lbs. veal, 5 lbs. veal knuckles, 5 tsp. salt.

Half cover veal, chicken, and knuckles with water, add salt and cook until tender or about 3 hours. Remove chicken and veal, dice. Add all remaining ingredients except potatoes, chicken and veal. Simmer 3½ hours, then add potatoes. Cook until potatoes are done, or about 25 minutes. Add diced veal and chicken. Let all come to a boil. Serve hot. This recipe will serve about 25 people allowing 2 helpings per person.
Tested by THE AMERICAN HOME

After-the-game parties

[*Continued from page 51*]

favorite dressing and put a layer along the back of the turkey. Then put in the smaller bird and stuff it and fill in the spaces with dressing. This should be cooked slowly to make sure that the bird on the inside is well cooked.

With this I have a pretty mold of cranberry jelly. There will be good gravy available with this meat that may be served with the meat or just on potatoes. Sweet potatoes, candied or mashed and put into the casserole with layers of sweetened oranges, are a fit and appetizing accompaniment for this Olympian dish.

We rarely miss serving cottage cheese at a buffet party. I usually serve it molded in one of my antique molds. It is expected of me and we love doing it. It is easier to mold if a little melted butter is added to the cheese. Too much cream prevents its taking shape. If more is wanted a pitcher of cream may also be served with it.

Our salads take different forms. With baked ham it is hard to improve upon cole slaw. Make it any way you prefer, but add finely minced dill from the pickle jar and watch your guests try to guess what makes the difference. This may also be served in a jellied ring mold which makes a pretty picture. Take your choice of these two ways of serving it. Another pretty salad is made with hard cooked eggs. I mold it in a crown mold to get a deep center and a wide one. Ham mousse may be made in a large ring mold and filled with the cole slaw, or fill the ring with kidney bean salad.

The salad bowl never did better duty than on the buffet table. A good salad well mixed is the most appealing dish on the table. Don't let your guests down. A friend of mine serves a combination of mixed greens, tomatoes, cucumbers, grapefruit, avocadoes and a few anchovies and mixes it with Roquefort dressing. It never fails to make a hit. Be sure to use tarragon vinegar in the dressing.

I make a hearty salad for meals that are light otherwise. I use the combination of mixed greens, tomatoes, cucumbers, onions, hard cooked eggs sliced, strips of Swiss cheese, roast beef, and cold chicken. You can see that this offers many possibilities. You can use strips of any cold meat in the house. Served with French dressing (from The American Home Basic Recipe File) this is an excellent salad for Sunday supper.

I am sure I would lose my head if I failed to serve garlic bread at my buffet parties. You are no more amazed than I was to learn that it could be so popular. Of course there are those who dislike garlic or who can not eat it, but they are few. The bread need not be fresh, and if you slice it yourself it will slice easier if a day or two old. Slice it very thin (about an eighth of an inch thick) and keep the slices in order. Trim off the crusts and tie the pieces back into their original shape. Tie over the top lengthwise and around the sides lengthwise. Then cream the butter and add one clove of garlic, chopped fine, to each quarter pound of butter. Spread the butter over the top of the loaf about a half inch thick. Keep in a cool place until just before serving time and put into a hot oven (450 degrees F.) and leave about ten minutes or until the butter has melted and the top of the loaf is slightly toasted. Use white, whole wheat, or rye bread.

You will not need much extra butter for this, but I use an old butter mold and put the whole pat on the table in an old butter dish. Or sometimes we use the little modern molds and have individual swans. These come in

"I'll be right with you . . .



I'm looking in the Classified for that dealer's name"

When you're going out to buy, why not first make sure you know that dealer's name and address? A moment spent looking in the classified (*yellow*) pages of your telephone directory may save an hour's hunt in the streets.



Use the Classified section of your Telephone Directory

"WINDOW CONDITIONING SAVES US ONE PAYMENT A YEAR ON OUR NEW HOME"

Storm Sash On Her Six-Room House Cut This Ohio Woman's Fuel Bill 23%

● Before a friend persuaded them to install storm sash in their six-room house, the F. J. Farnsworths of Point Place, Ohio were spending $110 a year for their oil heat. They felt it was more than they should spend for heating so they installed storm sash on their 19 windows and 2 doors.

The next winter, their fuel bill was $85.00. They saved 23% of the money they formerly spent for heating their home.

"In addition to these savings which will pay for the storm sash in two years," says Mrs. Farnsworth, "windows are free of condensation. There used to be drafts near them and we had to move our furniture.

"Now we can sit comfortably by the windows, and moisture no longer ruins the wallpaper. Our home is evenly heated from the time winter starts until spring comes. We'd never be without storm sash again."

Thousands have had this same experience. They've saved enough in fuel to pay for the storm sash in two or three winters and savings continue year after year.

Window Conditioning — the use of storm sash or double glazing — is easily and inexpensively installed. Your Local Lumber Dealer will handle the entire job, including F. H. A. financing with NO Down Payment. Ask him for an estimate today.

Since you look through two panes of glass instead of one, the quality of the glass becomes doubly important. It costs you no more to get Libbey·Owens·Ford Quality Glass—each light bears the L·O·F label. Mail the coupon today for this handsomely illustrated book that tells you how Window Conditioning will make your house a better home in which to live. It's Free.

DAYTON, OHIO

"Storm sash on my house quickly paid for itself. Now my small son can play on the floor without danger from drafts," says E. M. Becher.

MANCHESTER, N. H.

"You don't get steamed windows with storm sash. Their use cut my fuel bill from $150 to $80 a season," says Mr. W. D. Caswell.

FLINT, MICH.

Louis W. Bonda has a 5-room house. He paid $32 for storm sash. "I saved $40 in one winter," Mr. Bonda said. "Now we don't have to move our furniture around in wintertime to get away from drafts."

This book is Free

LIBBEY·OWENS·FORD GLASS COMPANY . . . TOLEDO, OHIO

Please send me your free booklet which shows typical examples of economies effected with Window Conditioning and interesting window treatments.

AH 10-39

Name _____

Address _____

City _____

State _____

My home has: [ ] Wood Sash [ ] Metal Sash (Give make.)

LOOK FOR THE LABEL

LIBBEY·OWENS·FORD

QUALITY GLASS

Frigidaire Electric Range

by the makers of Frigidaire Refrigerators

COMBINES LOW COST... HIGH SPEED ...SURE RESULTS!

● Just a little more than a year ago, 7550 women . . . practical homemakers . . . gave their specifications for a new electric range. A truly new and advanced electric range . . . The Frigidaire Electric Range! . . . These 7550 women helped Frigidaire design the range, suggested many of the vital improvements that have made it a cooking and baking sensation. And they must have known their business! For now . . . *the Frigidaire Electric Range is one of the largest-selling ranges in America!*

Frigidaire thanks these women for helping design a bigger, more economical, heavily insulated oven. For specifying an oven so accurately regulated that they could be sure of pies and cakes every time! For asking for a range with cooking speeds so flexible that every cooking job could be done economically, easily. Frigidaire has provided 5 cooking speeds on every surface unit in every model.

We urge you to see this exciting new Electric Range that combines so many of the truly worthwhile features for superior electric cooking . . . more than a score of them! See the sensational range that meets the rigid specifications of women who had used and seen all kinds of ranges . . . the Frigidaire Electric Range that combines Low Cost . . . High Speed . . . Sure Results. See all its thrilling "custom-built" features at your Frigidaire Dealer's. FRIGIDAIRE DIVISION, GENERAL MOTORS SALES CORPORATION, DAYTON, OHIO . . . TORONTO, CANADA.

These "Custom-Built" Features make Frigidaire the Range Sensation of the Year!

Every Unit a "Speed-Heat" unit with 5 Cooking Speeds • Full-Size, Economical "Even-Heat" Oven • Double-Duty "Thermizer" • 1-Piece All-Porcelain Cabinet • 1-Piece Stainless Porcelain Top • High-Speed Broiler • Exclusive "Evenizer" Heat Distributor • 1-Piece All-Porcelain Oven Interior • Non-Tilt Sliding Shelves • Counter-Balanced, Shelf-Type Oven Door • Front Opening Oven Vent • Hydraulic Oven Heat Control • Silver Contact Switches • Armored Wiring • Utensil Storage Drawers.

Above Features in every Household Model—Following Features are standard or optional equipment—depending on model selected

"Thrifto-Matic" Switch
"Time-Signal" • Warming Drawer
"Cook-Master" Control
Cooking Top Lamp • Condiment Set

Frigidaire invites you to visit the General Motors Exhibits at the New York World's Fair and the Golden Gate International Exposition, San Francisco.

FRIGIDAIRE ELECTRIC RANGE
A GENERAL MOTORS VALUE

such interesting designs that every kitchen should have at least one.

If the weather is cold we often make a cheese tray for the dessert. In the center we have several cheeses, both domestic and imported. Around the edge are toasted crackers, slices of fruit cake, dates in brandy, figs, and large fancy walnuts just barely cracked before going on the tray. (Or serve a combination such as the one shown on page 51.) Every taste is appealed to and it is simple to prepare.

Most eating houses have a slogan that if it is chocolate it will sell. The housewife more or less unconsciously uses it. A good white cake with chocolate frosting is hard to beat. For a change though, you might try steamed chocolate pudding. Serve it with foamy or hard sauce, sometimes adding brown sugar to it.

Most men and women are averse to standing up to eat, so if you have room, by all means set up card tables for your guests. If the party is small, serve from the buffet and seat your guests at the dining table. There is no way that I know of that gives a better opportunity for serving the many guests one is likely to have at this time of year than this.

Our Garden Playroom

HELEN FRENCH LIGHTHALL

Our basement playroom is also a garden room. After ten days of work and fun, it grew from a dark, useless storeroom into a quaint and flourishing garden showing through and above a white picket fence surrounding a grass and flagstone terrace. Light blue sky painted on the ceiling and three walls to the top of the fence brought light and space into the 12 x 18′ cellar room. The fourth wall, in which the window is set, was painted white with shingles marked off to resemble the outside wall of a cottage.

After the white picket fence added its neat precision to the room, we started planning our garden, as did all other good gardeners in May. We chose flowers and shrubs according to color, height, and season of blooming, but we wanted so many that didn't all bloom in one season we decided to combine all the flower-







Leona K. Havens

Dining-room floor: Nairn Adhesive Sealex Linoleum, "Palma," No. A7257. Personal-ized with White Sealex Feature Strips and Disc and Leaf Insets. Walls: Nairn Wall Linoleum, "White Amber," No. 7995. White Nairn Sealex Linoleum, No. 1113, above windows and on window ledge. Baseboard, "Ivy Green," No. 1120. Pattern below: Nairn Adhesive Linoleum No. A7231.

"I didn't find it... I designed my new Personal-ized* Floor"

NO woman wants her floors to look "just like the Joneses' next door"! Here's a wonderful way to make sure *yours* are truly individual, gleaming with color and charm. Design *your own* Personal-ized Floors! It's fun. It's amazingly *inexpensive*, and it's surprisingly easy.

First choose one of the beautiful new Adhesive Sealex Linoleum patterns. Then create your own design from your dealer's assortment of the gay Sealex Insets, Feature Strips and Borders. These colorful, inexpensive insets come *ready-cut*, ready to install — one reason why Personal-ized Floors cost so little.

Your lovely Personal-ized Floor *lasts years longer*, too! Because *this* inlaid linoleum has an exclusive "Beauty Protector"†—the new adhesive back!

Laid direct to the floor, the factory-applied adhesive grips every square inch *like a vise*. Ugly bulges and cracks are eliminated. Yet this stronger, longer-wearing "Beauty Protected" installation *costs no more*—and satisfaction is *guaranteed!* An occasional application of Nairn Self-Polishing Wax keeps the smooth, sanitary surface beautiful and new-looking.

Your dealer will gladly help you plan a Personal-ized Floor of Nairn Adhesive Sealex Linoleum. Send 10¢ to Box 41 for your "Personal-ized Floors" booklet.

*Trademark Registered

CONGOLEUM-NAIRN INC., KEARNY, NEW JERSEY
Also Manufacturers of Nairn Wall Linoleum & Nairn Treadlite Linoleum

†Look for the adhesive back—the "BEAUTY PROTECTOR" that makes this linoleum last years longer!

NAIRN ADHESIVE

SEALEX

TRADEMARK REGISTERED

LINOLEUM

GAS GAVE YOU
OVEN HEAT CONTROL

GAS GAVE YOU
DOUBLE-QUICK BROILING

NOW GAS BRINGS YOU AN AMAZING TRIPLE IMPROVEMENT IN TOP BURNERS!

Adds New Speed, Cleanliness, Economy to 80% of your Cooking

Just think of it! 80% of your cooking done on top of the stove! How tremendously important it is that you choose a range that makes this *biggest* part of your cooking job easy... more economical.

Top of stove cooking with Gas has always been *faster* and more *flexible*—now modern Gas Ranges offer you three *new* improvements in top burners:

Giant Burner—A super-burner with ⅓ greater heat volume. Brings liquids to a boil in fraction of usual time.

Click Simmer—which clicks when flame reaches most economical simmer stage. Prevents scorching, spillovers.

Focused Flame—Now burners concentrate heat on *bottom* of utensils, require less gas, are non-rust and non-clog.

GAS
SERVES YOU BETTER
THROUGH MODERN GAS APPLIANCES

Only Modern GAS Ranges give you all these advanced features!

CLICK SIMMER BURNER—Dependable low economy flame with "click" signal for waterless cooking.

AUTOMATIC LIGHTING—No matches to strike—No waiting—Instant heat.

GIANT BURNER—For fastest top-stove cooking ever known. Extra wide heat spread for large utensils.

NEW TYPE TOP BURNERS—Concentrate heat on bottom of utensils—save gas—won't clog.

SMOKELESS BROILER—Perforated grill keeps fat away from flame. Eliminates smoke.

HEAT CONTROL—Assures exact oven temperature required. No more "guess work" baking.

PRECISION OVEN—Pre-heats faster. Reaches new high temperature of 500°—new low of 250°. Holds any temperature steadily without fluctuation.

SCIENTIFIC INSULATION—Holds oven and broiler heat in. Keeps kitchen cooler—saves gas.

These features make today's Gas Ranges the most *modern* cooking appliance you can buy! Add to them the ease and economy of *Gas* as a fuel—the beauty and style of the Range itself, and you will see why *more women are choosing modern Gas Ranges!* See them at your Gas Company Showroom or your Appliance Dealer's.

THIS SEAL on a Gas Range assures you that you are getting all *of the 22 super-performance standards established by the American Gas Association. It signifies the "Certified Performance" of the Range that carries it—whatever make you buy.*

ALL THE HOT WATER YOU WANT FOR ONLY A FEW CENTS A DAY!

Don't feel you "can't afford" the comfort of an ample hot water supply. The new automatic Gas Water Heaters operate more economically than ever, due to improved insulation—scientific new designs. They are *completely automatic*—you don't have to fuss over them. Once installed and lighted, a Gas Water Heater is ready day and night to provide hot water at the turn of the tap. Ask your Gas Company about the model best suited to your needs.

AMERICAN GAS ASSOCIATION

LET GAS DO THE 4 BIG JOBS—COOKING • WATER HEATING • REFRIGERATION • HOUSE HEATING

ing things we love regardless of nature's plan. Making anything as extraordinary as a garden within the house seemed to call for an unusual and fantastic scheme, so we did not limit either ourselves or our paint brushes. We have the crimson ramblers of June sprawling over the fence top and climbing up one end of the white cottage wall. Against every law of nature we have lilac, forsythia, and spiraea growing in full bloom at one end of the terrace. All of our favorite flowers showing through the pickets and above them, are just as amazingly inconsistent. We wanted flowers of every color and season, and suddenly we had them all with not a bare space in our garden. It looks so real and well-groomed we find ourselves and others entering the room walking carefully on the flagstone-marked path to avoid the realistic green grass which is painted on the floor.

A concentration of interest in the decoration of the floor and lower half of the walls didn't give just the effect of outdoor space for which we were striving. A lake with a wooded shore line and hazy mountains in the distance transformed that empty space in the sky to interesting scenery in the background. It was surprising to see how much larger the room was made and completely transformed by this simple manufacture of lake, trees, and mountains.

To encourage relaxation and recreation in this room—always the coolest spot in hot weather—we have furnished it with blue and white wicker and deck chairs and a large blue drop-leaf table. Potted plants and our garden books are kept on the hanging shelves under the window. A gay red and white watering can finds itself more ornamental than useful in this perpetual garden, but its presence lends a note of practicality as do the hand gardening tools in a blue wicker basket in one corner of the room.

In this garden, playroom, extra living room—whatever you choose to call it—we have found enjoyment and comfort which would justify the expenditure of much more time and money than we used in its transformation. Ten days of our spare time from other more necessary chores and the expenditure of less than ten dollars for paint made a most welcome addition to our house. If, as some builders say, the cost of a house is approximately a thousand dollars a room, we certainly would have been minus all traditional New England thrift to have continued to use this precious space for a storeroom, as it had been the first year spent in our new house. After many pleasant lunches, suppers, and afternoon teas on hot summer days with our children and friends in this room, we forget it had such an ignominious beginning. We love every bit of it, even to the imaginary landscape, and our only regrets are that we wasted a year in seeing its possibilities—and that we haven't the fun of doing another.

How to be A SUCCESSFUL HOSTESS

Don't indulge in tiny ash trays. Men hate them. Have at least several frankly enormous ones about for your chain-smoker friends, and make the remainder of them at least medium capacity, if you want to be known as a good hostess.—Lloyd Robbins and Helen W. Brown

More sanitary and cuts towel laundry in half

For crisper bacon, drain it on a clean, absorbent ScotTowel

For cleaner dishwater, scrape plates with a soft ScotTowel

TODAY you don't have to have a soiled, unsanitary roller towel. Now the whole family can use a fresh towel every time and cut down your laundry in the bargain! You use a soft, sanitary ScotTowel once and throw it away!

Use Sealed-in ScotTowels wherever protection is important. For wiping baby's chin and hands. For draining fried foods. For draining lettuce, celery, radishes—all foods you wash and serve without cooking.

And save yourself the horrid job of scrubbing out dirty, greasy housecloths. Use a strong, absorbent ScotTowel for messy spills, for your stove, for wiping out greasy frying pans. At grocery, drug and department stores everywhere. Or mail coupon.

Copr., 1939, Scott Paper Company

SEALED FOR SAFETY

SCOTTIE WASTEBASKET 2 BIG ROLLS AND RACK 50¢

Scott Paper Co., Chester, Pa. Special Introductory Offer to new users. Send us 50¢ (money or stamps) and you will receive postage paid: 2 rolls of ScotTowels and 1 enameled fixture, plus an attractive BLUE Scottie Wastebasket absolutely FREE. Check color of *fixture* desired:

☐ Ivory fixture ☐ Pale green fixture

Name_____

Address_____

AH. 10-39

This offer applies only to the U. S. and its insular possessions



LEAD is a metal that handles a lot of tough jobs. You know that.

You know how it stands up against time and weather.

Well, paint has to stand up against such punishment too.

So it's only natural that good paint is made from lead.

And that's a fact. "White lead" is what they call it. It isn't the metal of course. But white lead is made straight from the pure metal, lead.

You can't use any other metal for making paint and get the same result.

White lead puts a tough, elastic coat on your house that sure can take it.

That's not just my idea. You can find out the same thing from any painter who knows his business. Most of them won't paint their own houses with anything else.

It's gospel truth that you're money ahead when you paint with white lead.

• • •

"What to expect from white lead paint" is the name of a book you ought to have if you're thinking of painting. Write for your copy today.

LEAD INDUSTRIES ASSOCIATION
420 Lexington Avenue,
New York, N. Y.

A *good painter knows* dozens of things that go to make up a good painting job. For instance, to be sure your windows are waterproof, he checks them over, applies new white lead putty where needed to exclude weather and make a smooth, even surface over which to paint.

Were we proud of our ranch house!

[*Continued from page 23*]

trimmed with green fringe at the wide windows which take up most of one wall. A dark green rug completes the setting for honey-colored maple furniture, reproductions of Early American 18th century pieces of the same wood and finish as in the living room. The cane seats of the dining chairs are covered with bright red quilted pads having a green oak leaf and acorn pattern. Brass sideboard lamps, brass hardware on the double doors, and a hobnail glass chandelier add sparkling highlights to the room. A rough sawn exposed rafter in the dead white ceiling adds a very pleasant rustic, ranch house fillip to the room.

The wing leading from the living room has two bedrooms, a bath, and the well lighted hall which leads to them. The hall is only about four feet wide, not large enough for any furniture and quite regular in shape. But, by means of the great wide window which lights it and the door leading on to the back terrace plus an interior treatment of a light green scenic wallpaper, gray beige linen rugs tufted in white wool, green bamboo shades, and white textured draperies at the window the effect is that of a generously proportioned garden room. It is a delightful hallway you see reflected in a convex mirror at one end.

The master bedroom is the one with dark blue wallpaper lightened by rose-colored flower medallions. It is a pleasant interior with overtones of Victorian warmth and charm. An old red cotton textured rug covers it and a high chest, dressing table, and twin poster beds in cherry wood are used in it. The spreads and the curtains of white embroidered muslin, flounced, add a bit of giddy lightness to the general dark tones. So do the accessories which are Victorian; flowers under glass forming a bedside lamp, ruby glass lamps with smocked linen shades on the dressing table, white vases, and old flower prints. The wing chair and dressing table bench are covered in three-tone rose striped taffeta with light blue box pleating around the bench. (See page 22.)

Guests might stay too long in the room provided for them because it has an especially gay, light, beguiling appearance. A pale primrose paper on the walls sets off a tall maple highboy of simple 18th century American design which is bleached to the tone of light toast. The full ruffled organdy curtains with knife-pleated frills which criss-cross over all three front windows are crisply white. The scalloped bedspread on the double bed is gray quilted chintz over a flounce with a lime green ground color. The lime chintz, which has gray, yellow, and dark green accents, covers a slipper chair, and the headboard of the bed, while the bedspread quilting covers a dressing table stool. The dressing table itself has a full skirt of white voile with yellow embroidery. An oval rug in beige textured cotton with green fringe pulls the room together beautifully; little botany prints are pin points of the green and yellow colors in the cheerful room. (Also shown on 22.)

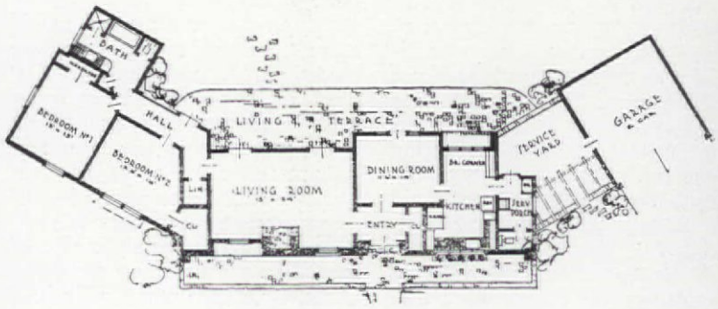

The kitchen is complete with up-to-date equipment and a California cooler. A smart blue and white breakfast group stands in the windowed space reserved for it out of the way of kitchen activity. A small utility room adjoins the kitchen, and the garage and house are so related, as you will note on the plan above, that a servant's room and bath could between them be easily included later on.

How about a little paint slinging this fall?

[*Continued from page 31*]

house, if you don't feel you can do the complete clean-from-the-skin-out job right now.

Keeping up the little odd places—the gates and fence, perhaps, the various doors of a house—and even just a new coat of paint on the windows after a summer of the screens and screen doors being

SAFEGUARDED
by daddy's
Life Insurance
THE PRUDENTIAL HAS THE STRENGTH OF GIBRALTAR
THE PRUDENTIAL INSURANCE COMPANY
OF AMERICA
Home Office, NEWARK, NEW JERSEY

IRON FIREMAN
invites you to a life of leisure.

You can 'take it easy'

"The Iron Fireman Coal Flow is perfect!" says Dr. Val B. Fischer, Boulder, Colorado. "I am delighted with Iron Fireman's economy, constancy of heat, absence of dirt, and freedom from attention." An Iron Fireman Coal Flow fires a hot water boiler in Dr. Fischer's residence.

. . . when Iron Fireman *Coal Flow* takes over the job of tending your furnace. Set the *Syncrostat* control instrument for, say, 72° day-time warmth and 62° at night . . . and then *relax*. The Iron Fireman *Coal Flow* will feed the coal from bin to furnace at just the right rate to keep the temperature steady in your house. At night it will automatically reduce the temperature; and in the morning it will raise the house temperature to 72° before you get out of bed.

Now America's Preferred Automatic Heating

No wonder that Iron Fireman has become America's *preferred* automatic firing equipment! Iron Fireman's remarkable convenience is combined with a superior type of heating. The *live* firebed, always glowing, gives off a smooth flow of warmth that does *more* than heat the air in the rooms . . . it permeates the walls and floors of the house. Iron Fireman's reserve capacity assures you abundance of heat in the coldest weather.

Terms as Low as $10 a Month

Start your new "life of leisure" right now! You can buy an Iron Fireman on terms as low as $10 a month . . . and Iron Fireman's remarkable fuel economy even helps pay this. See the new models at your dealer's showroom; or send coupon.

The Iron Fireman "De Luxe"—hopper holds ¼-ton of coal.

IRON FIREMAN
Automatic Coal Firing

Free Booklet, "27 *Ways to Plan a Basement,*" by leading architects.

IRON FIREMAN MFG. CO., Portland, Ore.; Cleveland; Toronto. Mail to 3127 W. 106th Street, Cleveland, Ohio.

☐ Make a free heating survey of my home to determine how small will be the cost of Iron Fireman heating.

☐ Send free basement-planning booklet.

Name_____

Address_____

on and the rain making the place look disheveled, will be an eye-opener to you. A fresh coat of paint, not too thin, never cheap, carefully applied after careful preparation will do as much for your house as the famous stitch in time for other things.

Monterey comes to Alabama

[*Continued from page 30*]

windows and on the chairs and its floor is patterned in gleaming oak left uncarpeted. The effect of the living room is a general tawny color. Woodwork and walls are cream, and deep napped Oriental rugs have a beige background and small scale patterns. Ruffled beige organdy curtains fall from the window cornice to the floor and the upholstered sofa and chairs pick up rose taupe and beige accents. Against these buff and rose tones, the dark rich woods in the furniture stand out with distinction while all of the colorings in the room seem to be "pulled together" by the fine old family portrait which dominates the room from the fireplace wall and is flanked by two lovely, mellow flower prints.

The dining room too has a general effect of rosy light color agreeable to the living room. The wallpaper background is a mild green with rose and cream details but the draperies are a dusty tone of rose, their ruffles beige, and the rich rug has a beige background with the drapery colors and dark shades of blue and brown in its pattern. The dining table and chairs are dark, polished wood.

Bright yellow quilts cover the two maple spool beds in the master bedroom, which has a delicate garlanded paper of 18th century demoiselles on the romp. Individual dressing rooms for the heads of the house open on either side of their bath and the two long French doors which give access to the balcony make it much their private territory.

While the present plan of the house includes living room, dining room, three large bedrooms and two baths, it was designed so that a left-hand wing could be added on the south end. It would include a library and bedroom on the first floor and two bedrooms above and would enclose the short, open end of the balcony. At the present time an outdoor living room is being built at the rear of the living room in that pleasant, protected space.

—Margaret Veitch Young

Building Data

Foundations: Brick and concrete.
Walls: Brick veneer and vertical wood boarding.
Roof: Composition shingles.
Insulation: Aluminum metallation.
Flooring: Light finish oak.
Interior trim: Pine, specially designed.
Windows: Double hung, wood sash.
Bathroom: Tiled.
Kitchen: Built in cabinets, electric range and refrigerator.
Heating Equipment: Hot air furnace, gas fired. Electric hot water heater.
Garage: Two car, with servant's bedroom and bath above.

The main entrance, showing the shuttered door, flanked by two small windows, and above these the overhanging porch

Are you innocently planning a beautiful OBSOLETE *home?*

. . . A Drafty Winter Fuel Waster? . . Hot in Summer? . . Prey to Weather the Year 'Round?

Read How You Can Eliminate These Needless Hazards with

CELOTEX

REG. U. S. PAT. OFF.

SAFETY SEALED CONSTRUCTION

It's perfectly possible to build two *houses* that look exactly the same—and yet have two totally different *homes!* One will be drafty, damp, hard-to-heat—the other snug, comfortable, livable. One will be *obsolete* before it's even finished—the other *modern* for years!

Modern materials and modern building methods are what make the difference—*not the matter of cost!* For up-to-date, fully insulated, weather-tight walls and roof can be yours for *only a few dollars more* than those built according to old-style principles. That's why you should visit your Celotex dealer and learn about the advantages of CELOTEX SAFETY SEALED CONSTRUCTION and *Celotex Guaranteed Insulation.*

In a few moments your Celotex dealer can explain how CELOTEX SAFETY SEALED CONSTRUCTION *seals* your home against wind, rain, sun—against summer heat and winter fuel waste—and *vapor-seals* it to permit better winter humidity conditions without condensation damage to walls.

He'll show you why CELOTEX SAFETY SEALED CONSTRUCTION with *Celotex Guaranteed Insulation* adds little or nothing to costs, *because modern materials replace those you would otherwise have to buy.* He'll tell you how *Celotex Insulation is guaranteed in writing for the life of the building,* and pays for itself in fuel savings.

See your Celotex dealer today. He's an expert *who can help you with any building problem*—from the selection of an architect and contractor to choosing a finance agency. *Ask* for a *free* copy of the Celotex Check Chart that will help you avoid obsolete construction. Or use the coupon.

CELOTEX SAFETY SEALED CONSTRUCTION

For Low Cost Remodeling . . .

Celotex Insulating Interior Finish supplies both insulation and decoration at one cost! Applied to framework or over old plaster, it builds cozy, attractive extra rooms, brings new comfort and beauty to present rooms—cuts fuel bills, too!

The word Celotex is a brand name identifying a group of products marketed by The Celotex Corporation

CELOTEX

REG. U. S. PAT. OFF.

GUARANTEED INSULATION

Guaranteed in Writing for the Life of the Building

Celotex Triple Sealed Asphalt Shingles seal the top of your house against the elements. And 1-inch **Celotex Vapor-seal Lath** in top-floor ceilings seals it against excess summer heat, winter fuel waste and vapor condensation.

Celotex Vapor-seal Sheathing outside the framework and **Vapor-seal Lath** inside, with "breathing space" between, give strong, wind-tight, fuel-saving sidewalls, correctly vapor-sealed . . . . providing guaranteed protection at low cost!



Send for FREE Booklet!

THE CELOTEX CORPORATION AH 10-39
919 North Michigan Ave., Chicago, Illinois

Without obligation, please send my free copy of the new Celotex Check List. Also other information on ☐ New Building, ☐ Remodeling, ☐ Farm Buildings.

*Name*_____

*Address*_____

*City*_____ *County*_____ *State*_____

HAS YOUR FURNACE A *stuffed-up* NOSE?



1. About the best friend you can have in your cellar is a forced warm-air furnace.



2. It brings you economical, very clean heat. But you ought to be sure its nose isn't stuffed-up.



3. This nose—through which the furnace gets the air it heats—is called an Air Filter.

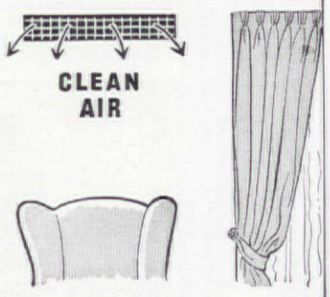

4. These filters strain the air as it passes through, remove dust and dirt from it.

5. In time, this dirt plugs these filters up, cuts down the flow of air, wastes fuel, makes your house chilly.



6. Examine your filters now! If they're clogged with dirt, see your furnace dealer and get new Fiberglas* *Dust-Stop** filters.
*T. M. Reg. U. S. Pat. Off.

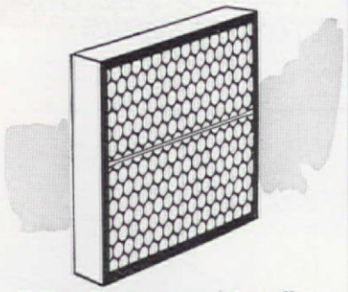

7. Dust-Stops remove dust, dirt, and pollen from circulated air. Made with pure glass fibers, they are safe, efficient—cut down house cleaning.



8. Dust-Stops are easy to put in, and most sizes cost just $1.50. Save fuel. Put in new *Dust-Stops* now—and again enjoy clean, even, ample heat.

If you're not already enjoying the comfort of clean, *filtered* air from your warm-air furnace, get in touch with your furnace man and find how inexpensively an air-filtering attachment can be installed. Write for Booklet A—It's free!

FIBERGLAS* DUSTOP* AIR FILTERS

*T. M. REG. U. S. PAT. OFF.
Manufactured by Owens-Corning Fiberglas Corporation, Toledo, Ohio
See Fiberglas at the Fairs—New York and San Francisco

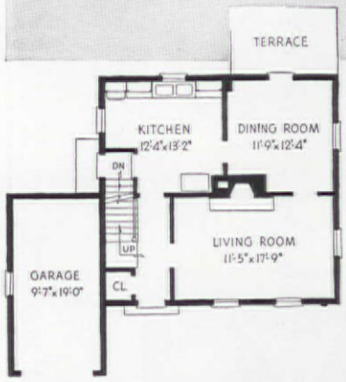



DOROTHY E. BOYLE

An Apartment on One Acre

THE house of Mr. and Mrs. Lambert Murphy, in Longmeadow, Massachusetts, exemplifies the type of low-cost housing which is now available through the co-operative banks and other institutions.

As you approach this perky little home, you are immediately impressed by its obvious air of independence. Even in a neighborhood of larger, more expensive homes, you feel it could "hold its own." Planned for uncrowded living and designed to meet the requirements of the small American family accustomed to good living, it provides all the comforts and conveniences of a compact city apartment, plus the added advantage of an acre of land. Only by the most careful study can so much comfort be included in a small house where not an inch of space can be wasted.

The exterior is finished in clapboards painted white with roof shingles and shutters stained a dark green. The attractive front entrance opens on a well-designed hall with a commodious clothes closet to the left of the door. The living room, opening to the right, has a fireplace, three windows, adequate wall space and two doors; one opening into the hall and the other into the dining room. The kitchen plan makes a most satisfactory and econmical use of space

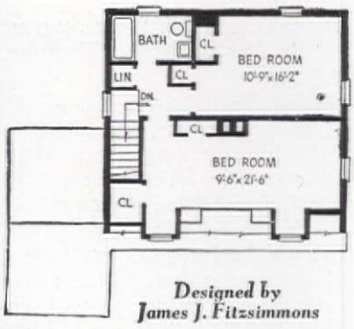

Designed by James J. Fitzsimmons

with the back entrance so placed that service men need not track through the kitchen. There is plenty of cupboard room and the newest cabinet sink unit. The front door and upper floor are easily accessible from the kitchen without going through the living and dining rooms. The bedrooms and a bath complete the second floor arrangement and there is a generous linen closet in the hallway. The front bedroom has three windows; the other has two and closets are conveniently located so they may be reached without squeezing past a bed. A full-sized basement provides adequate storage space and large recreation and games room.

For added enjoyment of the acreage and garden, a French door opens from the dining room onto what will one day be a lovely wide terrace framed by beautiful trees. Beyond those trees, land can be cleared for a small vegetable garden. So much can be done with an acre of land! A vegetable garden, a tennis court, a pool or a small studio at the far end of the lot, and perhaps a few young fruit trees. This house complete with its acre plot, shrubbery, lawn, and driveway, sold for $5100.

Building Data

Foundation: Walls — cement blocks. Cellar floor—4 in. cinders under 3 in. concrete.

Structure: Exterior walls — red cedar clapboards, building paper, 2 x 4 in. studs, gypsum rock lath, aluminum base, plaster.

Roof: Construction 2 x 5 in. rafters, 18 in. o.c., 1 x 3 in. roof strips, 18 in. cedar shingles.

Sheet Metal: Flashing and gutters—18 oz. copper.

Insulation: Gypsum rock lath, aluminum foil base.

Windows: Sash—double hung. Copper wood frames.

Floor Coverings: Bathrooms (and sink boards)—inlaid linoleum.

Woodwork: Trim white pine. Interior doors: white pine, exterior doors—Colonial 4-panel white pine.

Electrical Installation: Wiring—BX cables. Tumbler switches.

Plumbing and Pipes: Soil, waste and vent — cast iron, extra heavy. Hajoca Corp. Water supply—brass.

Heating and Steam Boiler: Coal fired. Red-jacketed boiler.

Greens are news

[*Continued from page 40*]



F. M. Demarest

worked out a living room to prove it. The Modern textured floor covering is the same warm putty color as the background of the Early American wallpaper, with its interesting dark blue design. The red, blue, and white stripe on the maple sofa is as modern as tomorrow and so is the yellow, waffle-weave material, which would be lovely for an odd chair—just the right note of contrast, and just enough of it.

No more shiny rayon damasks, when these lovely dull finish fabrics are available at $1 to $1.98 a yard. Colors are conservative, but handled in a fresh, new way. The shaded stripe in the background and the leaf patterned damask in the foreground, are both Charles Bloom fabrics. The chevron texture fabric, center, comes in broad stripes, from Colonial Drapery Fabrics Inc. The all-cotton texture stripe, foreground, is lovely in rust and chartreuse. From Louisville Textile Co.

"SH-S-SH, SUSAN! THE BRIDE'S ON THE GRIDDLE!"

SUSAN: "Good grief, don't tell me it's that meddlesome Mrs. Palmer gossiping about the bride's wash again?"

MATILDA: "It *is*, and I wish the cat would get her tongue. But no use wishing, so put on your bonnet, Susan. We're going to stop the gossip!"

SUSAN: "It's a shame and a pity, Timothy, because the poor girl works like a beaver. But her weak-kneed soap leaves dirt behind. That's why her clothes are always chock-full of tattle-tale gray."

MATILDA: "So we're going to send her a flock of Fels-Naptha to show her how its richer *golden* soap and *lots of gentle naptha* make *all* the dirt scat. Don't tell a soul, but slip ten bars into her next grocery order and we'll pay for it."

COPR. 1939, FELS & CO.

BANISH "TATTLE-TALE GRAY" WITH FELS-NAPTHA SOAP!

TUNE IN! HOBBY LOBBY every Wed. night. See local paper for time and station.



The good NEW days!

Today . . . in the time it takes to say "Pequot"... you can buy sheets that are richly firm, soft, smooth, white. Sheets with exclusive Pequot advantages: DOUBLE tape selvage; projecting size tabs; written guarantee. And they retain all the sturdy old-time strength that has made "Pequot" mean LONG WEAR! Pequot Mills, Salem, Mass.

PEQUOT SHEETS AND PILLOW CASES

PEQUOT

Sheets and Pillow Cases

Now—a percale made in the Pequot tradition. It's fine, light, smooth—and it's amazingly strong, too!



There's modern feeling, too, in another Early American living room, shown in Group E. The walls here are conventional ivory, the draperies are a red and blue print on a natural colored texture material, and the floor covering is a rich, deep blue. Good, fundamental Colonial colors, but new and fresh as they are presented this season.

Have you dispensed with a dining room and decided to eat all your meals at the dining end of the living room? It's the one place where you can stand bold pattern and vivid color. And, used in this way, it isn't in the least overpowering. Use dark green linoleum on the floor under the dining table and chairs, and fresh, crisp organdy curtains, without any overdraperies. Be practical and use brown hammered stain for chair seats. This is a room where the higher the polish on your mahogany, the more beautiful your room will be!

Perhaps, instead of combining dining and living room, you have a little breakfast room. Paper it with a gay lemon yellow and turquoise blue wallpaper, use gray textured draperies and an oatmeal gray rug. Do not try to pick up the wallpaper colors anywhere, but instead put your favorite pieces of turquoise pressed glass on shelves in the window, and use chromium furniture with white tops and seats.

Groups on pages 39 and 40

GROUP A: Chintz from Colonial Fabric Corporation, 36" wide to retail around $1 a yard. Stripe also from Colonial, retails around $1.50 a yard. Floor covering is Firth's Scandian which retails in the neighborhood of $80 for the 9 x 12 size.

GROUP B: Chintz is a Waverly "Bonded" fabric known as Glosheen, 36" wide, retailing about 75¢ per yard. Upholstery material, a cotton and rayon mixture from Charles Bloom, 50" wide, retails under $1.25. Floor covering of Bigelow-Sanford's Chantilly, around $90 for a 9 x 12.

GROUP C: Scenic wallpaper and floral wallpaper both from Richard E. Thibaut. Floor coverings, left to right: Fern pattern from Bigelow-Sanford, approximately $70 for a 9 x 12; Foliage pattern from Archibald Holmes, around $69.50 in 9 x 12; Stripe from Cochran, approximately $72.50 in the 9 x 12 size; Leaf design from Artloom at approximately $100 in 9 x 12. Striped fabric is Louisville Textile Company's rope textured pattern retailing around $1.50 per yard. Chintz is Waverly's Chippendale pattern in Glosheen, 50", retailing around $1.

GROUP D: Strahan's wallpaper. Upholstery materials, both from Louisville Textile Company, a 50" stripe and a yellow all cotton about $1.15 retail. Floor covering is Bigelow-Sanford's Chantilly, $90 for a 9 x 12.

GROUP E: Fabric is Cohn-Hall-Marx's "Provence," hand print, 50" wide, retailing about $1.15. Floor covering, Alexander Smith's new Colonial Blue, approximately $72 in the 9 x 12 size.

GROUP F: Imperial's wallpaper. Upholstery material, hammered satin from F. Schumacher & Company, at $2.35 per yard. Floor covering is Cochran's "Marlston," approximately $69.50 in 9 x 12.

GROUP G: Imperial's "Quadrille" wallpaper. Drapery material from Cohn-Hall-Marx, 54" wide at $2.50 per yard. Floor covering linoleum.

Overlord of 1 acre

[*Continued from page 35*]

at the north end and to a shaded corner at the far end of the property—a most important part of the place, too. For here in modest seclusion is a large round pit where rubbish of all kinds is burned, and the spot where lawn clippings, weeds, leaves, etc. are piled to become humus.

The keynote of the garden, and the feature that determined the architectural design, is the now beautifully shaped white spruce which was planted eight years ago as a little tree five feet high. Standing just in front of the wall and three feet from the axis of the perennial garden on its eastern side, it became the focal point of the whole garden setting. From beside it can be had a lovely view to the west, across the two garden areas to where the now well cared for ailanthus trees spread their handsome branches fanwise across the sky and create a shady little lawn retreat below them. This shady lawn is bounded on the east by the big shrub border and the two sides are planted with woodsy trees like the dogwood and the silverbell (Halesia) and such shrubs as have been found to do well in shaded situations and which are attractive to birds when in fruit. Still lower, wild flowers and ferns give character to the woodland walk that extends along the western edge enclosed by a fence of cedar poles.

On the southern boundary line—with a white fence behind them—stand two tall white pines which were only about fifteen feet high when the property was bought. They and the lower, flanking growth of Scotch and red pines are kept trimmed so as not to obstruct the view of the hills beyond. What is left of the original bare field lies between the white fence and the evergreens and the garden features; this is now in good meadow grass and here wild flowers are permitted to grow.

A glorious new world of comfort! . . . When you first slip into bed on your big, deeper Beautyrest . . . you're going to enjoy one of life's real luxuries.

What a thrill to relax on this deep, luscious mattress! How wonderful it feels just to lie there . . . drifting peacefully off to sleep in the embrace of this new kind of comfort!

SEE THE NEW BEAUTYREST!

Deeper . . . more comfortable . . . guaranteed for twice as long!

Secret of New Beautyrest's "luxury comfort." Beautyrest has *independent* spring action. Each of the 837 springs is enclosed in its own cloth pocket. Each yields *independently* to the slightest pressure. Thus, each part of your body receives exactly the right "give." How different from mattresses that have springs *tied together by wire* . . . that can't yield *freely!*

Far less turning. Beautyrest doesn't get out of shape. So you don't have to turn it often. After the padding has leveled, you need turn it only 4 or 5 times a year!

Sag-proof edges. Beautyrest's edges never get that down-hill look. This patented feature brings "mid-mattress" comfort to the very edges of the bed.

Costs LESS over the years! Your New Beautyrest costs $39.50 (easy time-payments, of course). This price figures down to about a penny a night, based on our 10-year guarantee. Since Beautyrest lasts 3 times longer than other mattresses *in tests*, Beautyrest should outlast other types of mattress *in your home!*

So . . . in the long run Beautyrest should cost you far less than others. See it today!

IMPORTANT: If you are shown other mattresses supposed to be "just as good" as Beautyrest, remember that no other mattress has ALL of Beautyrest's advantages. Beautyrest is made only by the Simmons Co. So insist upon seeing this label!

New Beautyrest lasts 3 times longer! At the United States Testing Co., Inc., Hoboken, N. J., 10 different types of mattress were squeezed and mauled by a 200-lb. roller. Most mattresses broke down at less than 100,000 poundings. Only Beautyrest was still in good condition at 489,000 poundings — 3 times longer than any other! So the New Beautyrest is guaranteed for 10 years' service.

The Beautyrest Box Spring, for use with the New Beautyrest Mattress, is $39.50. Or get the Ace Coil Spring at $19.75.

SIMMONS COMPANY

Chicago • New York • San Francisco • Atlanta

LUXURY COMFORT FOR A PENNY A NIGHT WITH THE NEW DEEPER BEAUTYREST

GET YOUR FREE COPY!
(See details below) *

BIGELOW'S BASIC COLORS FOR FALL create a simple new way—almost a formula—for buying rugs or carpets that "go with" the colors being featured in other homefurnishings. Why? Because we went into a huddle with the makers of furniture and decorative fabrics and coordinated their colors with the smart Bigelow Basic Colors you see below. But don't think your choice of a Bigelow rug or carpet is limited to these precise shades; for each basic color offers a wide variety of *tones*—and weaves and patterns—for all popular periods.

And there are Bigelow Tailor-Made rugs in many, many sizes other than the traditional 9 x 12. So you can buy any size to fit *your* room. Prices? . . . they, too, are "tailor-made" to fit your purse!

THESE ARE THE SMART BIGELOW BASIC COLORS FOR FALL . . . .

EACH HAS MANY TONES, WEAVES AND PATTERNS

BIGELOW RUGS ARE MADE OF LIVELY WOOL WHICH SPRINGS BACK UNDERFOOT

RUGS & CARPETS BY BIGELOW WEAVERS

* **"COLOR CLUES TO HOME BEAUTY"**—expert help on color harmony and room decoration. *Free!* Ask in rug departments, or write to Bigelow Weavers, Dept. 109A, 140 Madison Avenue, New York, N.Y.

Copyright 1939, Bigelow-Sanford Carpet Co., Inc.

Our Attic Hideway

DOROTHY W. ROSSITER

With an anticipated blessed event casting a rosy glow over our five-room-and-bath bungalow and consuming most of our ready cash, we had an extra room problem. I demanded our combination den-guest room for a nursery and promptly began selecting juvenile wallpaper and baby size furniture. This left my husband with some lovely maple furniture, a grand studio couch, and no place to put them, not to mention the loss of his quiet retreat for heavy thinking. After much figuring it was decided that we could afford $50 to put the attic in condition to serve as a study. Heavenly days! That certainly wasn't enough to pay any workmen. We must do it ourselves. And would $50 cover the cost of material?

First, I drove to every lumber yard in the vicinity, told them our plan, and asked for suggestions, samples, and prices for wall covering. With enough wallboard samples to do one side of the room, we discussed and eliminated, eliminated and discussed, finally deciding on 7/16-inch wallboard at 4¾ cents per square foot. There was a choice of numerous materials and thicknesses, varying from 3 cents to 8 cents in price, but this suited our purpose, as well as our purse, admirably. Its insulating qualities recommended its use as well as the fact that it required

Before we started

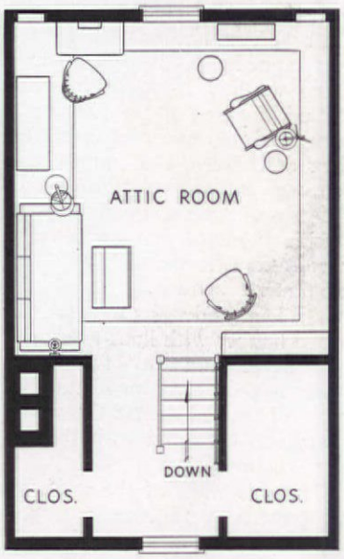

no papering, painting, or finishing, and its natural color and texture fit in with our whole scheme. Also it has the added advantage that if we should, at some later date, decide to paper or paint it, this could easily be done with no preliminary treatment.

This particular wallboard was available in sheets of various sizes

"I WAS JUST AS PLEASED WITH THE PRICE AS I WAS WITH THE PATTERN!"



"IT'S EASY TO REMOVE SMUDGES IF YOUR PAPER IS IMPERIAL... GUARANTEED WASHABLE AND FAST TO LIGHT."

High in Beauty . . . Low in Cost . . .* FOR THAT IMPORTANT ⅔

If you've ever feared that Imperial was too expensive . . . hesitate no longer! There are hundreds of beautiful patterns at thrifty prices . . . so exquisite in pattern and color you'd never guess they're washable. But every one is *guaranteed* washable and fast to light! Important facts when you consider that *⅔ of your home is wall space...so *visible* it urgently requires the very finest decoration. So ask your paperhanger or decorator for Imperial *Washable* Wallpapers, always identified in sample books by the famous silver label!

HAVE YOU A PROBLEM ROOM?

Read Jean McLain's book, "The Romance of Modern Decoration." Tells how to lighten dark rooms, make small rooms look large, and gives dozens of decorating secrets. Send 10¢ to cover mailing costs. Use coupon for her free individual advice on room problems. She will send you samples, and tell you where to buy Imperial *Washable* Wallpapers.

Address: JEAN McLAIN, Dept. A-23, Imperial Paper and Color Corporation, Glens Falls, New York

Give this information for every room

Type of Room _____

Size (Dimensions) _____

Exposure _____

Type of Furniture _____

Color Scheme Preferred _____

☐ **Please also send me your book, "The Romance of Modern Decoration," for which I enclose 10¢.**

Name _____

Street _____ City & State _____

Copr. 1939, Imperial Paper and Color Corporation

FRANCHISED DISTRIBUTORS, DEALERS AND REGISTERED CRAFTSMEN EVERYWHERE

ANDY'S ONLY WELCOME WAS A SCOWL!

1. Arriving to take Nan to a movie, Andy finds her looking grim. The drain is clogged and the dishes aren't done!



2. "That drain is stuck—and so am I!" groans Nan. "Bah!" snorts Andy. "Wait till I go get a can of Drāno!"

3. Down the drain goes Drāno! And it goes down *deep—digs out* all grease and muck—cleans the drain quickly!

4. "See?" crows Andy. "And harken: you can forget about clogged drains if you use a teaspoonful of Drāno *every night!*"

Copr. 1939, The Drackett Co.

P.S. **After the dishes**—use a teaspoonful of Drāno—to *guard against* clogged drains. Never over 25¢ at grocery, drug, hardware stores.

USE DRĀNO DAILY TO KEEP DRAINS CLEAN

Drāno CLEANS CLOGGED DRAINS

K-VENIENCES DOUBLE CLOSET CAPACITY

Make Tidiness Automatic

These cleverly designed fixtures will give you that extra closet space you desire — insure orderliness — keep garments in better condition and quickly accessible. There are Shoe Racks, Hat Holders, Tie Racks, Trouser and Skirt Hangers, Garment Carriers, etc.—40 items. In thousands of homes. Inexpensive, easy to install. Sold by leading department and hardware stores.

FREE CATALOG— Shows How to Double Closet Capacity — Write Today!

KNAPE & VOGT MFG. CO.
Dept. A-10, GRAND RAPIDS, MICHIGAN

New!

Better health, appearance and comfort for Baby,—More satisfaction for Mother—are derived from the scientific designing and the thorough testing of the Better Things for Baby discussed, described and illustrated in **FREE BOOK TO MOTHERS.** *Send today to Dept. A-1039—Mothers Service Bureau*

SNUGGLE RUG COMPANY, GOSHEN, IND.

Baby Deserves the Best
SNUGGLE PRODUCTS

The SILENT PROTECTION *that makes Beautiful Windows* REALLY MODERN

IS A WEATHERSTRIP MADE OF *METALANE

. . . that remarkable new metal with the bright, silvery appearance. MetaLane will never change color . . . never stain paint or stonework . . . in any climate. Your builder can buy factory-assembled windows, fitted with MetaLane at the mill, at lower prices than ever before.

Write for name of nearest jobber or dealer. Monarch Metal Weatherstrip Corp., 6341 Etzel Ave., St. Louis, Mo.

Monarch METALANE WEATHERSTRIP
MFD. ONLY BY MONARCH METAL WEATHERSTRIP CORP. • ST. LOUIS
*REGISTERED U. S. AND CAN. PAT. OFF.

and widths, so after very carefully estimating our exact needs, the order was made out for the sizes that could be used to best advantage, most of them without cutting. In fact, it was figured so closely that I doubt if there remained a piece two full square feet in size when the job was finished. Our 23x14 foot room required 632 square feet. The seams were covered with 1½ inch redwood lattice at $1.10 per 100 feet. This too, needed no treatment such as painting or waxing, and the dark natural color harmonized well with the oatmeal tone of the wallboard.

The stairway comes up the center of one end of the attic, so one entire side was walled off for a large closet. Leaving enough of the other side of the stair head for a small hallway entrance to our room, this side was also walled off, making a smaller closet which houses all obnoxious pipes, including the chimney. This we eventually hope to line with cedar, inserting shelves and a clothes pole to satisfy my lifelong desire for a cedar closet.

The door at the bottom of the stairs was removed to make the den a more integral part of our home. This also allowed the natural rising of the heat to help warm our attic room. However, we found this was not sufficient heat for really cold weather, so the bathroom hot air heat register was tapped (this is such a small room we had to keep the heat turned off most of the time anyway) and we ran a pipe up to the floor of the den. Our improvised, but very attractive register was made by placing a square piece of machinery guard, metal with large perforations, in the floor with flat moulding around it.

The floor and stairs were second grade lumber with knot-holes and had never had any treatment. After a good scrubbing and two coats of orange shellac the whole room was enhanced with the desired rustic effect.

The side walls of the stairway we papered with heavily waxed wallpaper simulating pine boards. Inasmuch as all accessories were in the nautical vein, we purchased a piece of real ship's rope, fully two inches thick, running it through large rings fastened to the side wall of the stairs, and tied either end with shipshape knots, whipping the ends. This makes a novel hand rail and a sturdy one, quite necessary due to the rather steep steps.

The doors of the two huge closets face either side of the top of the stairs and are made of wallboard with trimming of redwood stripping. We went over the deep end here and really splurged, paying $2.75 a pair for hand-forged antique hinges and catches, and we feel that the effect is well worth the outlay.

The few boards which formerly protected the stairway were knocked off and replaced with pieces of our old porch railing, which had been discarded when a cement porch floor was put down. Light oak stain was applied unevenly, right over the white outside paint, for a rustic effect. To finish off the entrance to our room we hung a ship's lantern at the top of the stairs. This may be lit from the foot of the stairs by a wall button, so that one can always see to ascend. Also lit by this downstairs button is the ceiling light, which attracts much attention. It was made, after pricing nautical and rustic fixtures, which we found were literally worth their weight in gold, by painting a compass with black engine enamel on a piece of frosted glass. This was placed flush with the ceiling, to conserve head room, and framed with pieces of redwood stripping. We keep a red bulb in this light, which makes a dull interesting glow and remains lit whenever we are in the room. When we turn off the lamps, by which the room is really lit for reading, and retire downstairs, this, with the lantern, lights our way down and is turned off at the foot of the stairs.

The desk was made from a piece of plywood and two 2x3's, all treated with orange shellac. Next to the easy chair is the apple of my lord-and-master's eye. Our old living room radio, removed from its cabinet, was sunk in a wooden tub (in which we received iced sword fish from Boston) with the controls and dials protruding through the top. The speaker is built into the wall and framed with a miniature ship's wheel, the wallboard acting as a baffle, improving the tone. The bucket was given three coats of the old faithful orange shellac, and it now matches the maple furniture. Besides being an armchair model radio, it holds ash trays and drinks, and we enjoy using it, secure in the knowledge that a coat of shellac will renew it any time it is abused.

We find it a grand place for parties. If there isn't time or ambition to clean up at night, we do

[*Please turn to page 100*]

NAME THESE TWIN PUPPIES!

Even a child could think of a good pair of names for these cuddly twin pups!

● These two wire-haired terrier puppies, "brother and sister," have no names. Swift & Company, who raised them, wants your help—*offers you $5,000.00 for the best names for them.* There are 132 other cash prizes, too!

The very first pair of names that pops into your head may win you the $5,000.00! So don't hesitate to enter this contest. Just cut out the entry blank on this page and send it in—enclosing one PARD label for each pair of names you submit. Good luck to you!

HINTS ON HOW TO WIN

Keep these facts in mind. The puppies—one male and one female—were about 5 weeks old when this photo was taken. They have wiry white coats with tan and black spots. They live in the Pard Kennels (part of Swift's Nutritional Research Laboratories). They—and their parents, grandparents and great-grandparents—have been raised on an exclusive diet of Pard. This nutritionally balanced ration has made them for 4 generations one of the healthiest dog families in America.

OFFICIAL RULES . . . *Read Carefully*

1. Names must be submitted on an official entry blank.
2. Names must be submitted in pairs—one name for the female puppy and one for the male puppy. For each PAIR of names submitted, attach one label (or reasonably exact facsimile) from a can of Pard Dog Food.
3. Names for the twin wire-haired fox terrier puppies will be judged on the basis of their originality, uniqueness, and aptness. Fancy entries will not receive special consideration.
4. Prizes will be awarded as follows: First prize, $5,000 in cash; Second prize, $500 in cash; Third prize, $100 in cash; 50 prizes of $10 each; and 80 prizes of $5 each. In case of tie, duplicate prizes will be awarded.
5. This contest is subject to all national, state, and local laws and regulations. Employees of Swift & Company, their families, and their advertising agents cannot compete.
6. This contest closes at midnight, November 5, 1939. No entry postmarked after this date will be eligible for an award.
7. The decisions of the judges will be final. No entries will be returned or acknowledged. All entries become the property of Swift & Company for publication or other use.
8. Winners will be notified individually as soon as possible after the close of the contest. Major winners will be announced in these magazines: Life, American Home, and This Week.

FILL OUT THIS OFFICIAL ENTRY BLANK NOW!

PARD "TWIN PUPPY-NAMING" CONTEST

Swift & Company, 1791 Howard St., Chicago

Gentlemen: I suggest the following pair (or pairs) of names for the twin wire-haired fox terrier puppies. (I attach one label from a can of Pard Dog Food for each pair of names submitted.)

AND

("BOY" TWIN) ("GIRL" TWIN)

AND

("BOY" TWIN) ("GIRL" TWIN)

AND

("BOY" TWIN) ("GIRL" TWIN)

My full name . . . . . .

My address . . . . . .

My dealer's name is . . . . . .

My dealer's address is . . . . . .

. . . . . (AH)

PARD

Look for this display at your grocer's. *It identifies him as a Pard dealer. And it contains a supply of free entry blanks.*

. . . SWIFT'S NUTRITIONALLY BALANCED DOG FOOD

"AMERICAN" *has Everything*

It's always smart and ever thrifty

How comforting it is to have a complete set of crystal. How easy when you choose and add to Fostoria's "American" pattern.

Its sparkle catches every eye. Its simple colonial beauty is impressive in any setting. Its jewel-like brilliance is appropriate for smart entertaining. Its rugged quality is ideal for everyday use.

And best of all, "American" has *everything* . . . over 200 separate pieces. So let's inventory your cupboard. Do you need fruit juice tumblers, goblets, cocktail glasses or salad plates? A flower bowl, a vase or a relish dish?

"American" has everything! In *open stock* for years to come. Just ask your dealer. He will help you to start or add to your collection. Write for illustrated folder 93-E. Fostoria Glass Company, Moundsville, West Va.

"American" by Fostoria

MADE IN U.S.A.

We put the problem squarely on

The Architect's Shoulders

G. E. EVERETT

WE WERE frankly dubious of our ability to cope with the building problem intelligently—not only those details of design and construction which one normally delegates to the architect, but also the problems of finance, such as where to obtain the best loan, the selection of the contractor, making the terms of the contract, and the choice of a desirable piece of property.

When we first considered building we were almost resentful—we felt forced into it before we were ready. Our rented house was sold; the new owner demanded occupancy. There were no suitable houses available at satisfactory rentals. Above all, our finances were not in the condition we had always considered necessary for the big adventure of home building. Of course we had looked forward to building some day, but the plans never got much beyond the stage of visualizing a white Colonial house with green shutters. And it seems that we are still not ready. Actually we were angry about it—a new home in prospect and we were in a downright fighting mood.

Approaching the problem in that frame of mind, our first contact with the architect was in the nature of a dare and a challenge. However, in spite of our ignorance and resentment we feel that the method we followed has given us a bit more value for our investment than we would have obtained otherwise.

"We don't care how much our house costs," we told our architect, "the sky's the limit." He admitted later he thought the dream of all architects had come true, but we spoiled it when we added—"as long as we can pay for it this way." We named a down payment to retire the loan, care for the interest, insurance, and taxes which we thought would prevent anyone giving us the type of home that we wanted.

Two wing chairs are placed most invitingly by the fireplace, while one corner of the room is furnished for those who may wish to read

Although not large, this home provides ample and comfortable living quarters for three adults, a child, and a maid. Garage is attached to house

A building experience in Tulsa, Oklahoma



WHEN Good Enough IS NOT ENOUGH

WHEN you choose controls for the heating or air conditioning equipment in your home or place of business, the four vital factors to consider are: Comfort, Economy, Convenience and Dependability. These essentials demand something more than controls that are just *good enough* can give. The value of a control system that is fool-proof and reliable under all conditions of weather or safety cannot be over emphasized, because it is the automatic controls that make automatic cooling or heating possible.

M-H Automatic Controls Will Give You More For Your Money

COMFORT - the exclusive M-H Heat Acceleration principle produces exactly the temperature or condition you desire within the limits of the system.

CONVENIENCE - M-H control gives you complete freedom from manual attention even to lowering temperature at night and automatically restoring it in the morning.

ECONOMY - M-H precision control means no waste. Your equipment will operate a minimum amount of time to produce the required conditions.

DEPENDABILITY - Minneapolis-Honeywell Controls are the result of more then 54 years of leadership and the largest, most modern research and manufacturing facilities.

A Twist of the Fingers sets the Da-Nite Acratherm (illustrated) to night economy temperature. It automatically restores the day comfort temperature in the morning before you arise.

INSIST UPON Minneapolis-Honeywell Controls when installing a new heating system or modernize your present one. It will produce better results if it is controlled by Minneapolis-Honeywell.

SEE YOUR DEALER TODAY

Minneapolis-Honeywell Regulator Company, 2737 Fourth Ave. S., Minneapolis, Minnesota.

MINNEAPOLIS HONEYWELL *Control Systems*

The down payment was also to include the lot, the architect's fee for design, supervision, and the contractor's profit. In other words, the payments we named represented a case of "that's all there is, there isn't any more." Having, as we thought, put the architect on the spot by drastic limitations in payments, we proceeded to outline the house we had in mind. We were, remember, still disagreeable about the whole thing—an attitude something like "Even if it's good we won't like it."

Evidently we had unconsciously given more consideration to our home than we realized for the house we outlined was surprisingly complete both in fundamentals and in detail. It was to be a white Colonial with green roof and shutters. Final plans were changed to the extent of leaving the first floor unpainted red brick.

It was to be two stories with three bedrooms; it must be insulated and air conditioned. The living room must be large, light, and have ample wall space for furniture. There must be a wood-burning fireplace and built-in bookshelves. There must be two baths and, because of four-year-old Allen who dominates our family, a lavatory and toilet on the first floor.

There had to be a room and bath for a maid, which was to be provided for in one half the attached garage. There had to be, of course, generous closet space, numerous floor plugs, through ventilation and, because of Tulsa's extremely hot summers, a screened porch with an upper deck suitable for sleeping. Originally our plans included a full basement and recreation room. We did compromise by having a half-basement (quite common in Tulsa) and eliminating the recreation room. In every respect materials and workmanship had to be first class and capable of withstanding the most rigid inspection.

There was to be a full-size dining room and a breakfast room. Then, obviously having failed to discourage the architect, we demanded such details as corner cabinets and a dado in the dining room, a clothes chute from the second floor to the basement, an ash dump for the fireplace in the basement, pine paneling with shelves and closets in one end of Allen's room and a disappearing stairway leading to the storage space in the attic.

At no time did we discuss, or permit the architect to discuss, the house in terms of total cost. All discussions were in terms of a down payment of $1,500 and a loan, which must be obtained for us by the architect. The amount of the loan also had to be determined by the architect; but it had to be one which could be

MINUTE MEAL

● When you see the gang piling out of the car, don't give up in despair! Just reach for Heinz Cooked Spaghetti and a couple of tins of cocktail sausages. Grill sausages—heat spaghetti—and serve. Time—10 minutes. Comments—*bravo!*

LUSTY LUNCHEON

● School-goers need a substantial dish like Heinz Cooked Spaghetti for lunch! Add a vegetable salad, custard decked with a dab of Heinz Grape Jelly, milk and cookies. *There's* a meal that will really satisfy young hungers!

GREAT EATING

In Every Forkful!

Small Wonder Heinz Cooked Spaghetti Is A Favorite Hurry-Up Meal: It's Tasty! It's Crammed With Energy And Goodness!

EVERY savory forkful of Heinz Cooked Spaghetti brings you a whole roster of tantalizing, mouth-watering flavors! There's the tang of Heinz specially grown tomatoes—the piquancy of rare, fragrant spices—the zest of mellow cheese. For all these good things go into the sauce that crowns the hearty, energy-giving spaghetti made by Heinz chefs!

Luscious With Leftovers

Because it's ready to heat and serve, Heinz Cooked Spaghetti belongs on your quick-feast shelf. It's grand alone—or with leftovers. Why not give the children some for lunch *tomorrow?*



BOLOGNA CUPS OF SPAGHETTI

● Heat a tin of Heinz Cooked Spaghetti. Sauté thin slices of jumbo bologna, cut ½-inch thick, in butter till th:y cup. Arrange bologna cups on platter, fill with hot spaghetti and garnish with sprigs of water cress!

COME AND SEE the huge Heinz Dome at the New York World's Fair! And be sure to visit Heinz exhibit of historical kitchens when you're at the San Francisco Exposition!

57

Heinz COOKED *Spaghetti*

liquidated at $65 a month. The monthly payments must also cover interest, insurance, and ubiquitous taxes.

In our resentment we had to blame someone for the necessity of giving up our livable rented house. The architect was the goat. We pushed all our troubles off on him, convinced ourselves he could not possibly deliver within our terms and washed our hands of the whole affair. For a week we inspected apartments and almost signed a lease for one.

RIGHT there we learned lesson number one on home building: Never dare an architect unless you are prepared to cover all bets. He presented the preliminary plans essentially as they were outlined, assured us a loan could be obtained within our terms, suggested a contractor willing and able to undertake a job, took us to inspect the lot he recommended and threw the whole thing back in our laps.

There were only minor changes in the detail of our home as we visualized it. Rather than the center-hall plan we had in mind, the final plans were for an end-hall plan with the living room and master bedroom extending across the front of the house with southern, western, and northern exposures—ideal for Tulsa.

The house is simplicity itself, not large, but with ample space for comfortable living for three adults, a child, and a maid. The house — excluding the attached garage and the screened porch—is 34 by 28 feet with full height ceilings and no dormers. The living room is 14 by 23½ feet; the master bedroom 19 by 13½ feet. The other bedrooms for Allen and Grandma are 11 by 13 and 13 by 15 feet respectively. There is a bath between Allen's room and Grandma's with doors to each room. The master bath, shower, and dressing room are entered only from the master bedroom.

We have our disappearing stairway leading into the attic storage space, our wood-burning fireplace, clothes chute, bookshelves, pine paneling, shelves and closets in Allen's room, and our dado in the dining room. The corner cabinets in the dining room were eliminated for space economy. There is generous closet space in each bedroom, a linen closet in the upper hall, a coat closet and a broom closet in the lower hall.

There are at least three double floor plugs in each room, six in the living room. The house is insulated in side walls and second floor ceiling. There is an air conditioning furnace that provides humidified heat in winter and circulates dry cool air in the summer. Laundry space is in the basement. The downstairs lavatory, the breakfast room, and the maid's quarters are in their proper places and we feel that the architect has put us in our proper places. Our resentment vanished long ago; we are typical of new home owners.

We made one change in the financial terms. We increased the amount of the down payment by $250 and decreased the amount of the monthly payments by $2.50. This did not represent any failure of the architect to remain within our original stipulations, but merely a decision to increase the down payment to obtain ultimate economy. The decrease in the amount of monthly payments amounts to $600, without interest, over the period of the twenty-year loan.

A FEW "extras" and "additions" will have accumulated before we occupy the house the first of next month but in each case they were voluntary—such items as unnecessarily expensive wallpaper and fixtures—and were not architectural failures.

Like all home builders, we learned a great many things and will be better equipped if we ever do it again. We will, however, follow the same general plan. Perhaps it will help some other builder if we list our lessons more or less in order of importance:

1. Hire an architect; lay your financial cards on the table and your problems squarely on his shoulders.

2. Think of your home, not in terms of total cost, but in terms of the down payment you can make and the monthly payments you can assume. Draw your financing plans in the same detail used in your construction plans.

3. Have full confidence in your architect and your contractor; if you cannot trust them fully do not begin—you will be in for a lot of headaches.

4. Give a lot of attention to detail as you plan, a lot more to conveniences—floor plugs, clothes chutes, closets, etc., and still more to decoration—trim, molding, door and window design, and wallpaper. Then after you have once decided on these details forget them. You can get a lot more headaches, and cause your contractor a lot of headaches, changing your mind. Usually you'll come back to your first decision and usually it will be the best one.

5. Don't try to build a trick house. You may want to sell to some one who does not understand or appreciate the tricks. Modern, if you like, but no tricks.

6. Shop around for your loan more carefully than you shop for a new dress or a new car. The loan we finally accepted saved us $3 a month for twenty years compared with the loan we first con-

new beauty

and how to protect it!



Between comfortable seats in brown and cream plaid stands a blonde maple corner table. The lamp base and shade carry out the brown and cream color scheme. Note the beautiful wax polish on the table. *Remember this:* Johnson's Wax protects paper-parchment lamp shades, picture frames, book ends, as well as floors, furniture and woodwork from dirt and wear.

Why not change an ordinary window into a fascinating spot by making a frame of composition board and decorating it with gay flowers? The frame costs less than good curtains. Glass shelves easily installed for plants and ornaments. A blind can be drawn between shelves and window. The entire painted frame radiator cover and window sill should be given a glossy coat of Johnson's Wax to keep off finger smudges and stains and make cleaning easy.

COPR. 1939, S. C. JOHNSON & SON, INC.

JOHNSON'S WAX

(Paste or Liquid)

See 100 uses for Johnson's Wax listed on can.

IMPORTANT: For over 50 years women who take pride in their homes have found that it pays to insist on *genuine Johnson's Wax.* This *pure* wax is economical to use — a little goes so far and gives long lasting protection.

S. C. Johnson & Son, Inc., Racine, Wisconsin

sidered and $2 a month compared with the FHA loan offered by our bank. Remember the loan agencies are as eager to make a good loan as you are to have one.

7. It is surprising how much home value you can buy and how little down payment you need make. Present day practice in home finance—minimum down payment and maximum mortgage—is frowned upon by the old, conservative school of banking and real estate. We neither defend it nor condemn it; it is there if you want to use it.

Our home is not unique. It is not a model house, although a similar but more expensive home recently took second prize in an architectural competition. On the other hand, it is extremely livable, comfortable, and convenient. It will depreciate slowly in physical condition and style popularity.

Our home building experience has been unique only in that we did not start out to build a home that would cost $5,000, $10,000, or $20,000. We built a home to contain all the refinements we could afford, one or two little luxuries we might well do without, and we designed the cost as we designed the house—to keep well within our ability to pay.

Not until two weeks before the house was ready for occupancy did we calculate the overall cost. It totaled just under $9,000 of which $1,750 was down payment, about $200 extras or additions, and the balance represented by the loan. The monthly payments including retirement of principle, payment of interest, insurance, and taxes is $62.50—less than we were paying as rent for a smaller, less convenient and not-so-well-constructed house.

We have inspected every other house similar in style, construction, and equipment being built in the same neighborhood. None is costing less than $10,500; some are as high as $12,000. At the minimum we estimate our method has saved $1,500; we could sell the house today if we wished for that much profit.

Resourceful fellows these architects are. Put them on their mettle and they produce a lot of small miracles. We do not recommend that you get mad about building a new home, but you can gain materially by using your architect to his full capacity.

Test Your I. Q.

[*See table setting problem on pages 52 and 53*]

A wins the prize! The formal silver of B looks pretty silly with such a definitely informal setting. Don't you agree?



"Nursing is my business. Obviously, I know a thing or two about milk. It *must* be pure and clean. So I'm happy to recommend dairies, in hundreds of cities, who have adopted sanitary Aluminum Hoods for sealing their milk bottles.

"These shiny caps cover the lip of the bottle, keep it sanitary. Aluminum Hoods are taste-proof, odor-proof, water-proof and tamper-proof . . . made of the metal you know is so friendly to food ...approved by health authorities.

"And they are easy to open without muss or fuss . . . without fork or fingernails. For these many good reasons, I advise mothers to patronize a dairy that uses these modern, sanitary hoods to cap their milk bottles."

• • •

For names of local dairies who seal their bottles with Aluminum Hoods, write Aluminum Company of America, 1901 Gulf Building, Pittsburgh, Penna.

Keep milk Clean **ALUMINUM HOODS** *Friendly to Food*

Milk capped with Aluminum Hoods keeps all its original goodness.



Aluminum Hoods cover the pouring lip and keep milk clean.

Smart for every Occasion

IMPERIAL
MASTERS TABLES

Regardless of whether you plan brilliant social affairs or quiet evenings at home, you will find a compliment to every occasion in these beautiful Imperial MASTERS tables. Twelve delightfully decorative, useful tables in the most popular styles and types await your choice in this important new group. See these fine mahogany creations at your dealers.

The **BUCKINGHAM**
Chinese Chippendale cocktail table that adds a glamorous touch to serving cocktails, coffee or tea. Excellent for flowers or accessories when not otherwise in use. Top is panelled with antique brown leather. All mahogany. **$29.50***

The **ASHLEY**
Chippendale tier table with beautifully carved base. This decorative piece is a convenience when serving sandwiches and other refreshments, as well as for holding flowers and little art objects. All mahogany. **$19.75***

The **HATHAWAY**
Almost indispensable to the gracious art of entertaining is this interesting 18th century English coffee table with removable glass tray. A fine setting for flowers or accessories when not in use for after-dinner coffee. All mahogany. **$17.75***

Imperial Grand Rapids Michigan

How to be Sure You Get the Best Buy in Tables

Many people find it difficult to recognize the features that constitute fine furniture quality. In buying tables, follow this simple procedure. Look for this famous Green Shield trademark. It is found on the under side of every *genuine* Imperial Table and is your assurance of lasting satisfaction and value. Imperial *Masters Tables* are further identified by a green-and-black display tag bearing description and price.

**Prices slightly higher at distant points.*

IMPERIAL FURNITURE CO.
GRAND RAPIDS, MICHIGAN

KENTUCKY COVERLETS

F. M. Demarest

Tulip patchwork quilt and wool coverlet at the gallery of the National Committee on Folk Arts of the United States

WEAVING in the home is attracting so much attention these days that the shuttle will soon rival needle and crochet hook in popularity. All sorts of looms are available according to the catalogues of handicraft companies, happily for men as well as for women, and in all sizes, from the large type that will hold bedspreads to the small ones suitable for scarves and small table covers. Many of them are collapsible so that it is possible to stow them away in a closet at a moment's notice and do not require a great amount of space.

This interest in hand-looming is in the best American tradition. It not only recalls the sturdy independence of early family life on the farm or in the village, when a bride wove all her linen, blankets, and coverlets, the cloth for her dresses and the "homespun" for the garments of the men, but it indicates a genuine and thorough understanding of art-manufacture.

Woven patterns of the simplest kind involve considerable aesthetic ingenuity, and even though in appearance they remain for the most part geometrical or highly abstracted from something seen by the weaver, nevertheless inherent in them are the fundamental principles of design: rhythm, harmony, and balance. True enough, the patterns were consigned to strips of paper and handed down from generation to generation so that coverlets of countless designs were woven, yet this system of notation did not hamper the originality of the weaver who used it. Seldom are pieces with the same design identical. An explanation of this doubtless comes from the facility of the weaver to



Knotted counterpane, c. 1840, representative of the finest Kentucky weaving. Above photographs, courtesy of Lou Tate

FREE! Color Schemes

to help you select a rug for your "dream room"

ACTUAL SAMPLES of rugs, wallpapers, trimmings, drapery and upholstery fabrics—Cellophane wrapped. Each kit planned by Clara Dudley, Alexander Smith's Color Scheme Consultant.

MAIL COUPON BELOW FOR COLOR SCHEME KIT . . . AND

Clara Dudley's

BOOK OF COLOR SCHEMES

both based on Alexander Smith Floor-Plan Rugs

Thousands of women have made their "dream rooms" come true with the help of these color schemes. Each one is based on an Alexander Smith Floor-Plan Rug . . . for it's a tried and true decorating rule that your rug should be the most important mass of color in your room.

In this Swedish Modern room pictured, a Floor-Plan Rug (No. 168) is the perfect background for the sky blues and "atmosphere" grays in the fabrics and wall.

Floor-Plan Rugs are seamless, all-wool rugs. They come ready-made in sizes to fit any room . . . *inexpensively.* (Many are under $50!) Period patterns, interesting textures, lovely plains. The colors are TRU-TONE, equally lovely in daylight and electric light. Floor-Plan Rugs are made only by Alexander Smith.



ALEXANDER SMITH FLOOR-PLAN RUGS

TRADE MARK

Look for the gold label

with the Good Housekeeping Guaranty

FREE Color Scheme Kit and Color Scheme Book

Alexander Smith & Sons, 295 Fifth Avenue, New York AH 10A

Send me a free Floor-Plan Color Scheme Kit for a room in which the prevailing color (walls, furniture or draperies) is . . . . . .

Also Clara Dudley's free book, "A Guide to Rug Buying," which has many room schemes in full color.

Name . . . . . .

Street . . . . . City . . . . . .

County . . . . . State . . . . . .

"Lucky we took our camera to the World's Fair...

"Frank and I are going to build a new house. But our trip to the Fair completely changed our ideas of what we wanted. It all started when we visited the Pittsburgh House of Glass in the Town of Tomorrow. The first thing the hostess showed us in the living room was a beautiful Plate Glass wall mirror, which reflected the view seen through two lovely picture windows of flesh tinted Plate Glass. There were bookshelves, French doors and a darling little table of Plate Glass, too. The effect was simply stunning!

..... these six shots gave us dozens of swell tips on how to use GLASS in our new home!"

"And we fell in love with the kitchen. It had dark green walls of Carrara Glass that would be easy as pie to keep clean. And I liked the idea of the two cabinet doors of Plate Glass, too. With improvements like these, the kitchen nowadays is one of the most delightful rooms in the house!

"Our camera was working overtime by then. Frank spotted some sliding doors of a special tempered Plate Glass they call 'Herculite' because it's ever so much stronger than regular glass. They divided a little bedroom so that part of it could be cooled for sleeping while the other half stayed warm for dressing. The closet doors were sliding ones, too, and were faced with Pittsburgh Mirrors. A Plate Glass door and large windows let in loads of light and air.

"The bathroom was a dream. Walls of gleaming Carrara Glass, combined with smart-looking PC Glass Blocks, and an attractive and practical shower stall.

"And more surprises awaited us in the upstairs lounge and terrace. Big sliding panels of Herculite Plate Glass separated them . . . and almost made the outdoors part of the house. The rear hallway was lighted through PC Glass Blocks, and was shut off from the lounge by opaque glass panels. Part of the terrace roof was made of Herculite Solex...a cool, green-colored glass that cut down the sun's heat without shutting off any light.

"Honestly, that house had glass everywhere! Even the garden wall was of PC Glass Blocks . . . and there was a big panel of glass blocks over the work bench in the garage, to bring in plenty of light. In fact, the very car in the driveway had Pittsburgh Safety Glass in it all around! 'Frank,' I said, 'our new house is going to have plenty of glass in it!' and Frank said, 'You bet! Lucky we brought our camera to the Fair!'"

See this Pittsburgh House of Glass at the New York World's Fair, and exhibits in Glass Center Building and Forward March of America Building. At Golden Gate International Exposition, visit glass displays in Homes and Gardens Building.

Free Booklet: *"Ways to Improve Your Home with 'Pittsburgh' Glass." Many helpful suggestions, with illustrations. Pittsburgh Plate Glass Company, 2012-9 Grant Building, Pittsburgh, Pa.*

"PITTSBURGH"

Stands for Quality Glass

PITTSBURGH PLATE GLASS COMPANY
PITTSBURGH CORNING CORPORATION

blend different motifs, or even variations of motifs, so happily that new interpretations result.

It is the fundamental artistry and craftsmanship that determine the worth of the product, not precisely its age. However, the weavers of the early nineteenth century were experts and produced so much of value that the standards of hand-looming are set by their work, rather than today's examples, although many ardent followers of the loom are now trying to equal and, then, to surpass these former achievements.

The woven woolens of Kentucky may be taken as typical of the folk art development in weaving, and when to these are added quilts of unusual beauty in color, design, and needlecraft, and counterpanes of dimity and knotted-weave, there is achieved an American heritage worthy of note. Through Monroe, Barren, and Cumberland Counties were several groups who did fine weaving; they were not professional weavers—simply women who did not overlook the loom as a means of artistic expression. These textiles must be imaginatively placed in simple, country homes where existed home-carved mantels, nice family-made furniture, early hooked and woven rugs, illustrative of how an isolated community responded to the delight of fine craftsmanship.

There are many fine coverlets in the above counties today. In fact, there are spinners and weavers as of old, still working at knitting, spinning, and weaving. Hand-spun, hand-knit wool socks may be purchased locally for twenty-five cents per pair. It takes approximately one year to produce a coverlet.

The major portion of the woven coverlets are in the simple four-harness overshot weaves, and in colors obtained from vegetable dyes. Artistry on the part of the makers of these coverlets is also shown in the skillful brewing of these dyes and in the blending of colors to obtain desired shades. Sometimes dyeing instructions follow the weaving pattern as in the case of the fine Federal City coverlet shown. The patriotic idea of Federal City lies principally in the use of the colors red, white, and blue, which are emphasized as the weaver pleases. The one of this pattern illustrated was woven about 1870 in Estill County, Kentucky, by the grandmother of Anna Brandenburg, who has the loom now, and weaves as ably as her ancestor.

She recalls that her grandmother always insisted on all the children having a "madder bed" in the garden; the reason was that the madder made better dye when used fresh, according to the old grandmother. Among the vegetable dyes employed today are madder, indigo, sage, walnut, hickory, beechnut, and alder bark.

Right: a Sea Star coverlet. Below: red, white, blue, Federal City type





RE-ROOFING NEWS TO THRILL YOU!

A LOW-PRICED SHINGLE *with* 7 AMAZING FEATURES

Winter is on the way! Time to think about re-roofing, modernizing, repairing.

Here's *the* re-roofing shingle you've long been looking for—a shingle with 7 amazing quality features—a shingle that can be laid right over your present wood shingles. And the price is friendly to your pocketbook!

Ask to see RU-BER-OID Thick Butt Asphalt Shingles. Never before in *one* shingle could you find *all* these features:

Beauty . . . the beauty of wood grain texture in soft and mellow "wood tone" colors. This beauty is enhanced by the thick butts which create deep shadows. *Durability* . . . in a shingle that is time-honored Ruberoid quality through and through, built to stand the gaff of wind and weather. *Safety* . . . from flying sparks and burning brands. *Weather protection* . . . an extra measure of it because all exposed areas of this shingle are of double thickness. This means long life!

Costly? No . . . You get *all* these 7 remarkable features at a surprisingly low first cost. And measured by service, beauty, safety, long life, the *cost per year* is negligible.

Re-roof now! Investigate this sensational shingle. There's a style and weight exactly suited to your needs. Easy Payment Plan if desired. Mail the coupon today.

And for re-siding
COLONIAL TIMBERTEX SHINGLES
Made of rot-proof, fire-proof asbestos-cement. Look like wood. Never require paint or stain to prolong their life.

Free!
Building or modernizing, send for our booklet, "Home Hints." It's free.

RU-BER-OID
ROOFING AND BUILDING PRODUCTS

Check the Ruberoid Building and Modernization Products which interest you:
☐ Asbestos-Cement Shingles ☐ Asphalt Shingles and Roofings
☐ Asbestos-Cement Sidings ☐ Rock Wool House Insulation
☐ 'Newtile' for bath and kitchen walls ☐ Asbestos Pipe Covering

The RUBEROID Co., 500 Fifth Ave., New York
Send free Building and Modernization Booklet, "Home Hints."
☐ I plan to build ☐ I expect to modernize
☐ I need to re-roof AH-10
Name
Address State
City

Tune in!
THE INSIDE STORY
NBC Blue Network
EVERY TUESDAY EVENING

The quantity of measurement in brewing has no exactitude—an "armful or two" sufficing as the given direction.

How the art of weaving journeyed to Kentucy from the East is told by a Pinebloom coverlet in indigo and gold, made by a fine weaver of Henrico County, Virginia, before 1825, for the Hawkins family who wanted to take a number of the very best coverlets with them when they went to Franklin County, Kentucky. This one is still owned by Miss Addie Hawkins. The Sea Star coverlet of lovely indigo color was woven in Barren County, Kentucky, between 1860 and 1870, while the knotted counterpane originated in Pulaski County. (See pages 86 and 89.)

Louise Tate Bousman, Kentucky Regional Representative of the National Committee on Folk Arts of the United States, included the above coverlets in a choice collection displayed in the New York gallery of that organization. Two more coverlets and additional items are seen in the view of the exhibit illustrated on page 86.

The tulip quilt in patchwork pattern of soft rose and green appliquéd all-over on handwoven cream background was made by Lou Button of Green County about 1830. Twenty years later the Mistress of "Swanpond" on the Cumberland River wove the coverlet in rose wool on pastel blue cotton warp of Snail Trail and Cat Track pattern. A "Kentucky Over and Under Gun" signed by the maker, D. Boyer, Lexington (c. 1780), is backed in the picture by a man's homespun pants made in the Kentucky mountains before the Civil War. For music are the two dulcimers, one played with a bow, the other with a goose-quill.

On the table is arranged a Betty Lamp stand of wood with two lamps of metal; two whiskey flasks of green glass, one with the Kentucky eagle and the other with a scroll design, both stamped Louisville Glassworks; a shuttle for rug rags or coarse wools used in Adair County in 1809, and (standing on end) a prayer book with hand-woven covers of dress material made in the early 1800's. Beside the table is a reed used in the loom of Mrs. Moss of Mercer County before 1849.

Dear American Home

[*Continued from page 13*]

and most intelligent baby ever. But we are trying, as Miss Schaak suggested, to accustom Nikki to noises and people, to be the 'whole show' only when my husband and I are present. We have made a few inglorious mistakes, which we always seem to pay for—as the time my husband just had to show how cute the baby looked in his high-chair. He had to lift the chair away from the stove in the kitchen in order to put it in the center of the kitchen. For some reason he picked it up and hoisted it in the air to do so. There was a crash, and glass rained on everyone. He had hit the light, breaking both the globe and a new lamp bulb. Still we finally put the baby in the high-chair.

"No matter what the parents may want to do and try to do, there are always the grandparents. There is no accounting for what they may do or say; and I have found it is useless to hint or suggest anything, but just put your foot down in certain cases.

"But as I said before—Nikki is only four months old and we are new at raising a child, so I am going to cut out Mrs. Schaak's article for future reference. There are so many common sense ideas in it. . . If we have any success with our first I hope we'll be able to have a dozen more; well at least two or three more."

Try two or three first, Mrs. Tobey!

A letter from **MRS. STEWART** of Edmonds, Washington, the mother of Jean Stewart who built the beach house from an AMERICAN HOME plan, writes us the good news that Jean has been awarded a competitive regional scholarship at Vassar College and that they feel that the story published about it in THE AMERICAN HOME may have had considerable influence in obtaining the scholarship and they are very grateful. Certainly we should like to feel that we were influential in getting Jean in Vassar—and offer Jean, here in public print, our congratulations and good wishes.

WILBUR VAN SANT. President of Van Sant, Dugdale & Company, National Advertising, writes that "turnabout is fair play. I very severely panned your reprinted Christmas editorial. Let me now take occasion to congratulate you upon the timely and splendid editorial job on New York City in the June issue." . . . Thanks, Mr. Van Sant, but couldn't you have put that period after the word "job." Your letter is unnecessarily long!

I'LL KEEP YOUR FLOORS GLISTENING... AND MAKE YOUR HOUSEWORK EASIER!

I am DRI-BRITE, the original Self-Polishing Liquid Wax. I have freed women everywhere from the toil and backache of old time polishes and methods

Until you've used DRI-BRITE, you'll never know how quick and easy it is to have floors and linoleum always clean and sparkling. With DRI-BRITE there's *no rubbing, no polishing.* Simply spread with a cloth or handy applicator. Dries quickly to a gleaming, protective finish. Saves hours of housework.

Insist on DRI-BRITE, whose superior finish and hardness have never been equalled. DRI-BRITE goes farther and lasts longer. Accept no substitutes. If your dealer cannot supply you, write to:

Dri-Brite, Inc., St. Louis, Mo.

DRI-BRITE LIQUID WAX

These Curtains Look New TWICE AS LONG!



NEVER blush again over curtains too worn at the bottom to look nice, too good at the top to throw away! Buy "Double Life" Curtains—a new patented feature equalizes the wear—they look new twice as long! Dainty, discreet headings at top and bottom enable you to reverse them after each laundering (a tiny tab reminds you which end was "up" last time.) —Your choice of a variety of exquisite materials. Most leading stores carry "Double Life" Curtains—if your dealer hasn't them, send for descriptive folder with sample, and name of nearest store that can supply you.

FAIRCLOUGH & GOLD, INC.
Dept. A—Boston, Mass.
Makers of famous Bedford Scrim
Distributors of Washable Staze-Rite Curtains

DOUBLE LIFE CURTAIN
TRADE MARK REG. U.S. PAT. OFF.
PATENT NO. 2156331

SUBJECT: MOVING. To the Editor, AMERICAN HOME, Mrs. Jean Austin from "Cappy" Cureton. "I recently read with mild amusement, an article in your magazine, dealing with the 'do's' and 'dont's' of moving written by one who I judge has moved once or perhaps twice in a score of years.

"I am a camp follower. I have been married to an army officer for eleven years and in that time have made nine station to station moves including four across the Pacific and each time our seventy-five hundred pounds of household goods go with us.

"Before the arrival of the packers, walls and windows are dismantled, rugs, blankets, draperies, etc. are sent to the cleaners. The lamp shades, linen and silver, both hollow ware and flat, I pack myself, using generous amounts of gum camphor for preservation.

"As for draperies, although we have boxes of them, we have yet to find two successive houses with windows of the same height. Nevertheless I keep them all, forever deluding myself with the thought that some day I may find a house where an old pair may be used again. I then set to work measuring windows, for our budget never seems to permit employing an interior decorator.

"Packing and unpacking, moving by van, train, and ship, climbing ladders, hammering and nailing, it's fun, and I love it, I wouldn't trade places with any one in the world."

Streamline your old "jalopies"

[*Continued from page 33*]

pails, or boards, usually for bedroom chairs with storage space under the seats. Chaise longues, which sell for such ridiculous prices in the shops, are also popular and successful.

A nice balance between modern and the good old pieces is an artistic accomplishment. The spirit of the beautiful old settee illustrated, has been preserved in its reincarnation. The good lines of the frame are there, but the gewgaws of a past generation are no more.

In fact, joy and satisfaction are the rewards anyone reaps from creating or recreating a beautiful piece of furniture. It's just as easy, too, to do an upholstery job as to make a good looking slip cover. You can tack things and pull things and sew them to a solid foundation and when you've finished you have something which no one could ever suspect of being a makeshift. I can sit and look at my furniture now as though I had pulled out a whole fistful of plums with each hand.

= FLASH = JUST OUT

= TWO BRILLIANT NEW

AUTOMATIC TOASTERS =

= BY TOASTMASTER REG. U. S. PAT. OFF.

NEW beauty for the breakfast table! Two sparkling creations, just released by *Toastmaster*. But—here is beauty that is *more* than chromium-deep! It's *toast-deep*. These automatic pop-up type toasters time the toasting exactly to your taste and pop up the piping-hot slices the instant they're done. No watching, no turning, no burning.

For heavy toast-traffic, choose the two-slice model, $16. For the smaller family, the speedy one-slice is perfect, at $9.95, a new low price. See them both and other *Toastmaster** products ($7.50 to $23.95) wherever fine appliances are sold.

*"TOASTMASTER" is a registered trademark of MCGRAW ELECTRIC COMPANY, Toastmaster Products Division, Elgin, Illinois • Copyright 1939, McGraw Electric Company



Our Baking Soda is pure Bicarbonate of Soda prescribed by physicians for so many remedial uses that it is economy and convenient to keep an extra package in your medicine cabinet.

Arm & Hammer and Cow Brand Baking Soda have been favorites with good cooks for generations. With sour milk or acid juices they form the ideal leavening for breads, rolls, cakes and cookies.

ARM & HAMMER and COW BRAND BAKING SODA
Are Identical

CHURCH & DWIGHT CO., Inc.
10 Cedar Street, New York
Please send me Free Book, describing uses of Baking Soda, also a set of Colored Bird Cards.
W-19
Name_____
Street_____
City_____ State_____
(Please print name and address)

Dear readers—had a wonderful trip!

[Continued from page 20]

eyes seeing the whole as a "home" rather than seeing it only through their own departmental eyes, and this is the goal of all editorial "tours"—to think of "homes," not just our own "departments."

Now we did not live exclusively on a diet of homes. We visited food markets, grocery stores, department stores, all kinds of shops. We talked with architects, decorators, landscape architects, authors, and photographers. Greatly to the detriment of our "figgers," we tested famous local eating places, probably entering into this particular "work" with far too much gusto. We went to the museums, swapped news with as many of our advertising friends as we could on this busy schedule of ours. And we came back stimulated, and, we hope, more helpful to more readers than ever we could be were we merely city desk editors.

But back to that trip and "troup" of ours. We'll get off, car and all, in Minneapolis, Minnesota. Now we know that in Minneapolis and St. Paul the winters are severe, the summers short and hot, and that everyone goes away for the summer. We understand that plants of proven hardiness are relatively few and that there isn't much point in making outdoor living rooms where the enjoyment of them is so limited. Yet we do persist that there MUST be something else than "bridal wreath," and if very soon you see an article in THE AMERICAN HOME entitled "Four editors overcome by bridal wreath in the Twin Cities," you'll know that's us and that we are doing what we can to prove to our readers in that fair city that it IS worth while to have some color and beauty in their own backyards.

We cite Minneapolis and St. Paul and bridal wreath only because it is a very good example of why we think we need to go a-trouping in order to edit a really practical magazine. Obviously,

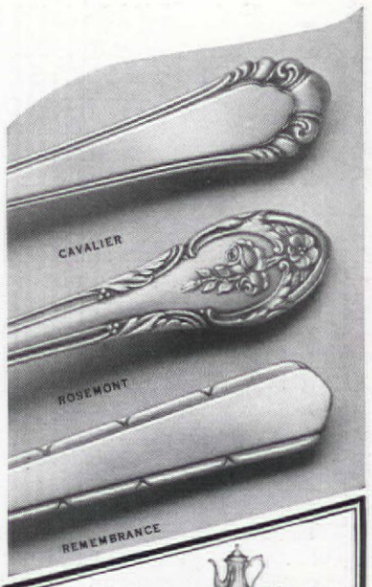

ORDER SILVERPLATE

NOW . . . *get this beautiful solid mahogany coffee table . . . by our SPECIAL OFFER.*

Savings from $5.50 to $18.35 on sets of Gorham Silverplate serving from 6 to 12...saving of one-third to one-half on this finely made mahogany coffee table with tarnish-proof trays to hold 116 pieces of silver. Choice of any pattern. Offer good from October 2nd to November 4th. Full details from your jeweler.

Gorham
SILVERPLATE
"The next thing to Sterling"
The GORHAM CO., Providence, R.I.

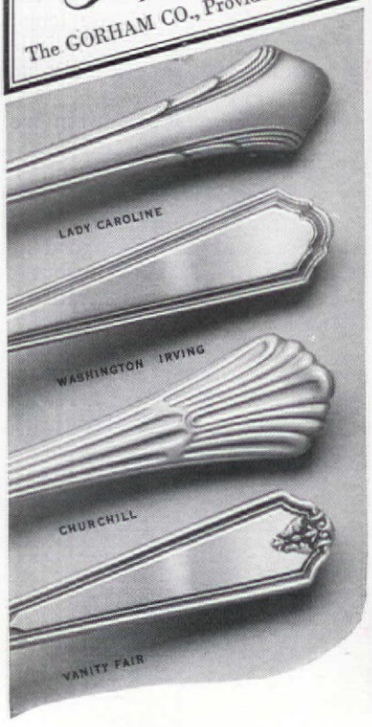

neither those in Minnesota or the Southwest can use the same material that we publish for the Coast, the South, or East, nor can we make practical suggestions for any section of America unless we know just what IS needed or liked. And pro-rating our editorial suggestions according to our percentage of readers in each of these geographical sections is no mean job, either! We can only hope to help all of our readers some of the time and by an intimate knowledge of where and how they live, make THE AMERICAN HOME helpful more times to more of them.

We spent almost a month in the Middle West, driving the length and breadth of Wisconsin, around the Lake to Detroit, and undoubtedly "skimping" a bit on our time in Washington, D. C., and Baltimore. But it was SO hot there in June, we had been away SO long, and, our "traveling office" taking more and more of our time, that we decided we'd get back and get out that September issue behind a desk!

That "tentative" trip you see on the map is our next one, our first stop being Kansas City and then down to Oklahoma City to keep a date with one of our favorite stores—Harbor, Longmire's—and so around our "Southern Circuit." We look forward to it with keen interest because, dear reader, we ALWAYS have a wonderful trip! . . . Yours, THE TROUPE.

P. S. There seems to be little about food in all this! Mrs. A. called the eating "work" but I'll tell—we had fun eating—and I do mean ALL of us. I could give you some interesting figures on before-and-after-the-trip weights of certain individuals, but I will discreetly say nothing. Instead, I'll be testing some of these things in our own kitchen for you. At Del Monte the specialty is abalone. San Francisco practically ruined ALL figures. In Portland, marvelous crawfish, boiled in herbs. In Seattle, Roaring River trout. In Minneapolis, sirloin steak with crusty charred crust, the kind that happens once in a lifetime. And in Evanston, Illinois, a menu that's worth repeating. Perhaps you can use it?

Fresh Fruit in Pineapple Ring
Topped with Lime Sherbert
Baked Hickory Cured Ham with Apricot Sauce
New Potatoes with Herbs
New Garden Peas
French Fried Onions
Head Lettuce with Roquefort Cheese and Salted Almond Dressing
Finger Rolls Banana Nut Bread
Strawberries with Brown Sugar and Devonshire Cream

We'll recommend the menu—but the AMERICAN HOME absolutely refuses to take responsibility for resulting "bulges"!

JULIA BOURNE

FURNITURE BY TOMLINSON SIMPLIFIES HOME DECORATION

Symphony in Color

LOOK FOR THIS PALETTE DISPLAYED AT YOUR STORE

ALBANY, GA.
ALBANY HOUSEFURNISHING CO.
ALBANY, N. Y.
HARRY SIMMONS CO.
AMARILLO, TEXAS
S. B. ISAACSON
ANNAPOLIS, MD.
McCready & CO.
ANSONIA, CONN.
THE SPECTOR FURNITURE CORP.
ASHLAND, KY.
THE PARSONS FAULKNER CO.
ATLANTA, GA.
RICH'S, INCORPORATED
AUGUSTA, GA.
THE JONES FURNITURE CO.
BALTIMORE, MD.
GOMPRECHT & BENESCH
BATON ROUGE, LA.
STOKES & ACOSTA
BEVERLY HILLS, CALIF.
W. & J. SLOANE
BERKELEY, CALIF.
ARTHUR C. MAUERHAN
BIRMINGHAM, ALA.
HOOD-McPHERSON FURN. CO.
BOSTON, MASS.
WILLIAM LEAVENS CO.
BLUEFIELD, W. VA.
THE BLUEFIELD FURN. CO.
BRIDGEPORT, CONN.
D. M. READ & CO.
BRISTOL, TENN.
THE H. P. KING CO.
BUFFALO, N. Y.
FLINT & KENT
CHARLOTTE, N. C.
J. B. IVEY & CO.
CHARLESTON, W. VA.
THE DIAMOND, INC.
CHATTANOOGA, TENN.
MILLER BROTHERS CO.
CHICAGO, ILL.
MARSHALL FIELD & CO.
CINCINNATI, OHIO
THE A. B. CLOSSON, JR., CO.
THE JOHN P. DeCAMP CO.
H. & S. POGUE CO.
CLEVELAND, OHIO
HALLE BROTHERS COMPANY
STERLING & WELCH CO.
COLUMBIA, S. C.
VAN METRE'S, INC.
COLUMBUS, MISS.
JOHNSTON FURNITURE CO.
DALLAS, TEXAS
ERNEST TEPPER
DAYTON, OHIO
RIKE-KUMLER CO.
DAYTONA BEACH, FLA.
McFARLAND FURNITURE CO.
DECATUR, ILL.
BACHMAN COMPANY
DENVER, COLO.
DANIELS & FISHER
EVANSTON, ILL.
LORD'S, INCORPORATED
FORT SMITH, ARK.
EADS BROTHERS FURN. CO.
FORT WORTH, TEXAS
ELLISON FURN. & CARPET CO.
GREENVILLE, S. C.
LEAGUE'S, INC.
HEMPSTEAD, LONG ISLAND, N. Y.
GEORGES FINE FURNITURE
HOUSTON, TEXAS
G. A. STOWERS FURNITURE CO.
INDIANAPOLIS, IND.
BANNER-WHITEHILL
JACKSON, MISS.
R. E. KENNINGTON CO.
JAMAICA, N. Y.
LEE-HOUSE, INC.
KNOXVILLE, TENN.
MILLER'S, INC.
LEXINGTON, KY.
C. F. BROWER & CO.
LITTLE ROCK, ARK.
GUS BLASS CO.
LOS ANGELES, CALIF.
BARKER BROTHERS
LYNCHBURG, VA.
J. R. MILLNER CO.
MACON, GA.
THE UNION DRY GOODS CO.
MANCHESTER, CONN.
WATKINS BROTHERS
MEMPHIS, TENN.
J. GOLDSMITH & SONS CO.
MERIDIAN, MISS.
F. A. MULLETT & SON
MIAMI, FLA.
MOORE FURNITURE CO.
MIDDLETOWN, OHIO
THE FURNITURE SHOP
MILWAUKEE, WISC.
T. A. CHAPMAN CO.
MINNEAPOLIS, MINN.
H. J. CLEVELAND CO.
MONROE, LA.
DIXIE BEDDING & FURNITURE CO.
MONTGOMERY, ALA.
MONTGOMERY FAIR
NASHVILLE, TENN.
H. COHEN FURNITURE CO.
NEW BRITAIN, CONN.
B. C. PORTER SONS
NEW HAVEN, CONN.
THE H. M. BULLARD CO.
NEW ORLEANS, LA.
MAISON BLANCHE CO.
NEW ROCHELLE, N. Y.
NEPTUNE FURNITURE CO.
NEW YORK, N. Y.
R. H. MACY & CO.
NORFOLK, VA.
WILLIS FURNITURE CO.
OKLAHOMA CITY, OKLA.
HARBOUR-LONGMIRE CO.
PATERSON, N. J.
C. H. HENDERS
PITTSBURGH, PA.
BOGGS & BUHL
PORTLAND, ORE.
SCHATZ FURNITURE CO.
PROVIDENCE, R. I.
A. T. SCATTERGOOD
RICHMOND, VA.
MILLER & RHOADS
ROANOKE, VA.
S. H. HEIRONIMUS & CO.
ROCK HILL, S. C.
J. E. BASS & SONS
RUSTON, LA.
RUSTON HDWE. & FURN. CO.
SACRAMENTO, CALIF.
SCOFIELD FURNITURE CO.
ST. LOUIS, MO.
SCRUGGS-VANDERVOORT-BARNEY CO.
SALEM, MASS.
A. C. TITUS & CO.
SALT LAKE CITY, UTAH
DINWOODY FURNITURE CO.
SAN ANTONIO, TEXAS
G. A. STOWERS FURNITURE CO.
SAN DIEGO, CALIF.
HENRY LEVY
SAN FRANCISCO, CALIF.
W. & J. SLOANE
SEATTLE, WASH.
FREDERICK & NELSON
SHREVEPORT, LA.
BOOTH FURNITURE & CARPET CO.
SIOUX CITY, IOWA
DAVIDSON BROTHERS COMPANY
SIOUX FALLS, S. D.
DONAHUE FURNITURE CO.
SPOKANE, WASH.
THE CRESCENT
SPRINGFIELD, MASS.
RED LION SHOP
TAMPA, FLA.
PAUL T. WARD, INC.
TULSA, OKLA.
ROSSER-MOON FURNITURE CO.
WACO, TEXAS
R. T. DENNIS & CO.
WASHINGTON, D. C.
WOODWARD & LOTHROP
WEST PALM BEACH, FLA.
WORRELL'S
WORCESTER, MASS.
COGHLIN'S, INC.

Your Masterpiece!

thanks to "Symphony in Color"

ELEVEN HARMONIOUS COLORS IN 35 FABRICS

Awaken, sleeping artist! Dip your brush into the magic of *Symphony In Color*. Decorate your home in the warm tones of your personality. Here are Perfection's unerring guides—Color Harmony and Furniture Design Harmony. • Splash these eleven colors with freedom—they ever blend! Mocha, gold, blue, plum, pale amber, pistachio, rose, mauve, turquoise, eggshell, and field green. And how many color combinations there are! What surpassing beauty there is in the fabrics! • Decorate with unfettered freedom, yet with assured correctness. For TOMLINSON has grouped in *Symphony In Color* those designs of French, English, and American Periods that blend perfectly. • And be assured of lasting beauty and comfort—for each upholstered piece is innerlined with double cover muslin. Ah, that's really sealing in craftsmanship! Feel the resiliency—yes, it's curled horse hair filling, no less! Welcome note this—spring-down cushions that stay fluffed up. Just see for yourself that it's so! And see the many other farsighted features, too. • Give yourself over to this exciting adventure—decorate your own home with *Symphony In Color*. The cost is refreshingly moderate.

A SEAL OF SATISFACTION — TOMLINSON QUALITY — CRAFTSMEN OF FINE FURNITURE SINCE 1900

FURNITURE *by* TOMLINSON



Send for this inspiring brochure (enclose 25c) which explains the new technique in home decoration, and illustrates complete room settings in vibrant, natural colors.

NAME _____

ADDRESS _____

CITY AND STATE _____

TOMLINSON OF HIGH POINT
385 MADISON AVENUE, NEW YORK

BOY, THIS IS REAL LAUGHING WATER...



THAT
RUUD GAS
WATER HEATER
WITH A MONEL TANK
PUTS A BIG SMILE IN EVERY SHAVE

Say all you want to about shaving creams and razor blades, the one thing that's most effective at taking the fight out of whiskers is hot water—and plenty of it. Real hot water—all you want, morning, noon and night—is what you get from a Ruud Gas Water Heater. And every drop is clean enough to drink because the tank inside that heater is solid, rust proof Monel.

Don't overlook RUST PROOF. It's important. It explains why the Monel tank in that Ruud Gas Water Heater carries a 20-year guarantee against leaks or failure due to rust or corrosion.

Take the first step towards money-saving, trouble-free hot water service. Ask your gas company, plumber or dealer in bottled or tank gas to give you full information about Ruud Water Heaters burning gas, the modern economical fuel. Or write today for an interesting booklet entitled "Go Gas for Hot Water."

RUUD MANUFACTURING COMPANY
Pittsburgh, Pa.

See the Ruud-and-Monel Exhibit at the San Francisco Exposition and in the Gas Industries Building at the New York World's Fair

More Cellophane Envelopes for Your Menu Maker
You can obtain additional cellophane envelopes for your Menu Maker. They cost but 50¢ for 50 or $1.00 for 100. Write to The AMERICAN HOME, 251 Fourth Ave., New York, N. Y.

For Carefree Floors!
"61" QUICK DRYING FLOOR VARNISH
• NO drudgery
• NO polishing
• NOT slippery
• Wear resistant
• Water resistant
• Lasts for years

Pratt & Lambert-Inc. Buffalo, N. Y.
TIME DEALS GENTLY WITH PRATT & LAMBERT PAINT

FREE
Home Heating Helps
This book covers the whole subject of home heating in an interesting easy to understand way.
No technical lingo. Send for it.
Burnham Boiler CORPORATION
Irvington, New York
Zanesville, Ohio

The fruit of OVERHANGING TREES

LESLIE CHILDS

THE question of the ownership of the fruit of overhanging trees has long been a prolific source of back yard dispute. Adjoining neighbors have, upon occasion, lost their tempers and even come to blows over it; though more often the disputants choose the more dignified course of appeal to the courts.

Here the nub has been: Does the owner of a tree that overhangs a neighbor's land own the fruit on the overhanging branches, or does it belong to the owner of the land overhung? And while the courts have wiggle-wobbled somewhat, the holdings are fairly uniform as a resumé of a few typical cases will reveal.

In one case, the plaintiff had planted a row of apple trees six feet from the division line between his land and that of the defendant. In due time the tree roots extended into, and its branches overhung, the defendant's property. Came a bountiful crop, the defendant proceeded to pick the apples from the branches that overhung his land, and a lawsuit followed.

The plaintiff claimed the apples because of his ownership of the trees; the defendant contended that his ownership of the land gave him title to everything above it. The court, in denying this claim, and holding defendant liable to the plaintiff for the value of the apples appropriated, reasoned thus:

"It is true that whoever owns land owns above it to an indefinite height—that is, he owns the space above, or rather, has the right to appropriate it to his own use, so that no one can lawfully obstruct it to his prejudice. But it is not true in all cases that the owner of land owns everything upon or above it, though placed there wrongfully by another. Certainly, in case one's personal property is wrongfully placed upon the land of another, the property in the thing is not thereby changed. The owner of the soil has his remedy by action for damages, and he may remove it; but he does not become the owner. . . .

"Suppose the defendant's counsel is correct, as he probably is, in the proposition that the defendant had the right to cut the roots and branches of the trees to the division line . . . upon the ground that they were unlawfully encumbering his premises; this justification does not extend to the carrying away and converting of the apples upon such branches to his own use, unless he was the owner of the apples. . . .

"The title to the apples depends upon the title to the tree, and the defendant was not the sole owner of any part of the tree. The defendant is liable . . . unless he has some property in the tree. . . . On the whole, we think the weight of authority, reason, and analogy, as well as convenience, is in favor of the principle that a tree and its product is the sole property of him on whose land it is situated."

NOW, let us examine another case of this kind in which the circumstances were quite different, but which for practical purposes involved the same principle of law.

Here the plaintiff was the sister of the owner of a cherry tree some of whose branches overhung the defendant's land. The plaintiff climbed upon the dividing fence, and started picking the fruit that overhung the defendant's property. When the defendant ordered her to desist, claiming ownership of the cherries, she refused to obey, and the defendant thereupon shook her off the fence, or otherwise interfered with her cherry-picking activities. The report is not clear as to just what he did, but his actions were such as to lead the plaintiff to bring an action for assault and battery against him. Judgment was awarded her in the lower court, and the higher court, in affirming it, had this to say:

"The only material question presented in this case is whether the owner of land overhung by the branches of a fruit tree standing wholly on the land of an adjoining owner is entitled to the fruit growing thereon. The defendant claims that the ownership of land includes everything above the surface . . . and that, consequently, he was the owner of the overhanging branches and the fruit thereon.

"The general rule unquestionably is that land hath, in its legal signification, an indefinite extent upward, including everything terrestrial, not only the ground or soil, but everything which is attached to the earth, whether by the course of nature, as trees, herbage, and water, or by the hands of man, as houses and other buildings. . . . Yet, if an adjoining owner should build his house so as to overhang it, such

Get these FIREPLACE FACTS before building

STOP infiltration of cold air

MODERN FRESH AIR UNIT

Avoid **SMOKE CHILLY DRAFTS COLD FLOORS**

Heat cold air which *must* enter house to replace that drawn out through fireplace chimney. *Only way* to stop infiltration ... cold drafts, chilly floors, uneven temperatures: or partial vacuum ... back draft, smoke. Modern Bennett "FreshAir" Units overcome these faults plus 14 other common causes of failure. Provide *new* ... delightful comfort. Distribute pure, warm, *fresh* air. Do not upset automatic heat controls. All at little or no extra cost!

Flexscreen FIREPLACE SPARK CURTAINS

New beauty, convenience, safety. Graceful curtains of flexible metal glide open, closed. Allow clear view of fire.

SEND COUPON for FREE LITERATURE

Bennett Fireplace Co.
1039 Wall St., Norwich, N. Y.
Please send free literature on
☐ Fireplace Principles and Units
☐ Flexscreen Spark Curtains

Name .....
Address .....
Going to build a fireplace? ☐ Yes ☐ No

FIREPLACE SPECIALISTS SINCE 1923

BENNETT *Guaranteed* FIREPLACES



HOW *will it* LOOK

SEVERAL YEARS FROM NOW ... *how will it look?* That's the question to settle *today!* This book will help you.

Your paint and wallpaper dealer has a 1939 SANITAS Book. Ask to see it. Feel the strength and quality of this permanent, *washable* FABRIC WALL COVERING. Page 2 of this book shows you in 30-seconds why SANITAS is stainproof — 100% washable; why SANITAS saves on redecorating expense! 44 Tru-Scale reproductions in this 1939 SANITAS Book show *in advance* how redecorated walls will look. See this book at your dealer's.

● Send penny postal for Tru-Scale reproductions of SANITAS patterns. Mention rooms you plan to redecorate this Fall.



STANDARD COATED PRODUCTS CORP
Dept. 213
40 Worth Street, New York

an encroachment would not give the owner of the land the legal title to the part so overhanging. It would be a violation of his right, for which the law would afford an adequate remedy, but would not give him an ownership or right to possession thereof."

Here is one other case in which a like holding was reached:

The plaintiff owned a row of apple trees that stood about eight feet within his boundary line. Again, some of the branches overhung the defendant's land, and the latter picked and sold the overhanging apples. When the plaintiff brought suit for the value of the apples so taken and was awarded a judgment of about fifty dollars, the defendant appealed. But the higher court sustained the plaintiff's claim to the apples and, in dismissing the appeal, reasoned as follows:

"The owner of a fruit tree, the branches of which grow over the boundary of his land, is the owner of the fruit of the overhanging branches while it is still growing on the tree. It is equally his property after it has been detached from the tree, whether it has fallen from being ripe, or been blown by the wind, or been severed by the act of man.

"The adjoining owner is entitled to sever the overhanging fruit in the exercise of a right of abatement of the nuisance, but the exercise of that right cannot devest the owner's right of property in the fruit so severed. It may be that the owner could not justify entering upon the adjoining land for the purpose of recovering the fruit, but as soon as the adjoining owner carries off the fruit and sells it he is guilty of a conversion and liable in damages for the full value."

THE foregoing decisions constitute a valuable cross-section of the case law on the subject, and fairly reflect the reasoning followed by the great weight of authority which takes the position that the ownership of a tree carries the title to the fruit, even though the same overhangs the land of another. Even so, it's not all clear sailing for the tree owner.

For it is equally clear that the existence of the fruit in the first place is dependent upon the good will or indulgence of the owner of the overhung land, because, concededly, he has the legal right to cut or lop off the overhanging branches to the property line.

However, recognizing the legal rights in such cases, it is hard to imagine a more unprofitable subject of dispute than the title to overhanging fruit. Here, if there ever was one, is a situation which calls for a friendly approach, so that it can be settled amicably to the advantage of all concerned.

Now your home can be insulated with J-M Rock Wool for

AS LITTLE AS $6.60 A MONTH NO DOWN PAYMENT

... pays for itself in

FUEL SAVINGS

Have you been thinking you couldn't afford the year-round comfort of home insulation for your house? Have you wanted it—*needed* it—but put it off as "too expensive"? Then the coupon below will bring you a pleasant surprise!

Learn about new J-M Monthly Payment Plan

Now you don't have to be without this comfort a minute longer! The NEW J-M Home Insulation Time Payment Plan is designed, as nearly as possible, to help you pay for home insulation *out of monthly fuel savings.*

For as little as $6.60 per month for the average-sized house you can enjoy the comfort of home insulation, and if your house is completely insulated, it will be up to 15° cooler in the hottest weather, save up to 30% on fuel in winter, and your home will be more healthful and comfortable.

More houses insulated with J-M Rock Wool than with any similar product

Over 200,000 homes have been insulated with J-M Rock Wool. When installed by Johns-Manville contractors you can be sure you are making a permanent improvement which adds to the value of your property as well as to your comfort. Why not get complete details by mailing the coupon below, NOW?

JOHNS-MANVILLE HOME INSULATION



The snow does not melt on the roof of the right-hand house because the roof is insulated—heat (which costs *money*) stays inside. Sidewall insulation means *additional* savings for homes that are drafty in winter—"like an oven" in summer.

JM



FREE BOOK! **Send coupon for complete interesting story or see your local classified telephone directory for nearest Johns-Manville Home Insulation contractor. Get the facts of the new J-M Time Payment Plan.**

Mail this Coupon . . . NOW!

JOHNS-MANVILLE, Dept. AH-10
22 East 40th St., New York
Send FREE illustrated book telling whole amazing story of J-M Home Insulation.

Name _____
Address _____
City _____ State _____

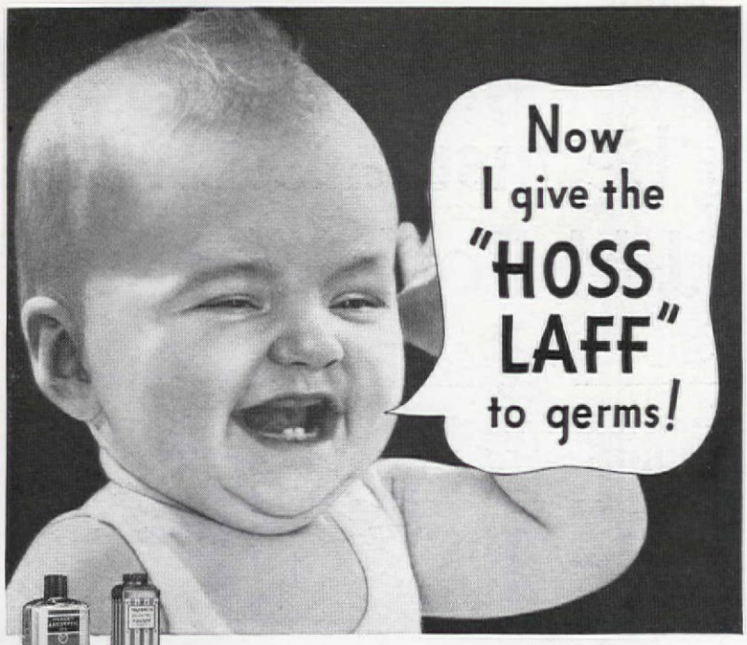

Mother . . . germs attack a baby's outsides as well as his insides. He's a lucky baby whose skin is ALWAYS protected against this danger.

To give your baby's skin daily protection against germs, anoint his entire body every day with Mennen Antiseptic Oil . . . as almost all hospitals do. And be sure to use the Oil at every diaper change.

As baby grows older, continue to give his skin antiseptic-protection by using Mennen Antiseptic Borated Powder. It is recommended by more doctors than all other baby powders combined, because it is soft, soothing AND ANTISEPTIC.

And remember: EVERY RASH MAY BE A DANGER SIGNAL, warning you of germs at work. If your baby shows the slightest sign of a skin eruption, see your doctor.

MENNEN *Antiseptic* **OIL** *and* **POWDER**

Weighing in Thirds

reveals secret of a youthful figure

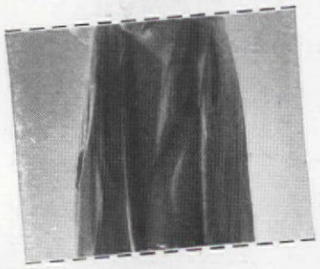

If you could weigh yourself in thirds you would realize why eight daily sleeping hours on an ordinary mattress can rob you of a youthful figure. You'd know why you wake up tired—why you must fight posture slump. Only Dr. Mattison's Mattress has heavier springs for the heavier mid-section of the body—medium springs for the upper third—lighter springs for the lower third. Body support is equalized. You relax *fully* in normal posture. You help to prevent muscle sagging and nerve tension. Write for booklet and name of store where you can see the better-sleep mattress that costs not one penny more.

OWEN SILENT SPRING COMPANY, Inc.
BRIDGEPORT, CONNECTICUT

Associate Company of American Chain & Cable Company, Inc. • Also manufacturers of famous Owen Woven Mattress Spring Units.

Dr. Mattison's PERFECT POSTURE *Mattress*



And don't neglect the nicks and scratches

[*Continued from page 33*]

wood stain, made by all paint companies, can be bought in a small can for almost nothing, in a wide color range—dark or light mahogany, oak, maple, walnut, and cherry. You will be amazed at what a bit of elbow grease plus a little stain will do for those glaring white places. Oil stain restains the raw wood but can be easily wiped from the varnish or wax alongside of it so that you need not be careful in applying it.

If accidents with cigarettes have spoiled your coffee table you don't have to speak of it "in memoriam." Fly immediately into action; fill the hole (even edges that may have been chipped off) with plastic wood filler. Pack the filler down into the hole, let it dry; then sandpaper lightly with a sheet of 00 sandpaper to smooth and remove any excess that may have spread. This filler may be stained, varnished, painted, or enameled; nails or screws may be driven into it. It is just as tough and hard as wood. And you can get plastic wood filler at the local five-and-ten.

What about the dining room chairs that squeak and the one that is just a little loose-jointed? In a few minutes you can cure them of rickets! Nearly all dining room chairs are put together with screws or bolts, so all you need do is look under the seat, find the screw, and tighten it with a screw driver. That draws the legs compactly against the seat frame again. All chairs give a little in

Sketches by Isabelle Vaughan

time and very few housewives realize how easy it is to tighten them. If your chair is fastened by screws running from the back into the seat frame, you'll notice a small bump of wood at the top of each back leg. The screw has been countersunk, and the resultant hole plugged up with a piece of wooden dowel. This dowel may be pried out with a penknife, the screw tightened, and the wooden dowel glued back into place.

Maybe you can schedule your husband's spare time to have him help change those old sagging horsehair or brocaded chair seats to clean, washable, modern material. In any department store you'll find suitable 54-inch material from $1.50 per yard up. Four average-sized chair seats can be covered with only 1¼ yards, two chairs to a width.

Remove the screws from the chair under repair to loosen the seat, which can be lifted out of its frame. Pull the tacks from the old covering which will serve as a pattern for cutting the new material. Cut the new cover, tack it on the old seat, replace in its frame and tighten up the screws. You will hardly recognize the old dining room set, and you'll feel a whole lot more pleased with yourself than if you had bought new furniture. All for a few dollars too!

Those kitchen chairs—are they strong for the new season? If you want to make them as good as

new, doctor them with casein glue. Get a small can (10¢) at your local five-and-ten. Separate every section of that unstable chair that will come apart when you pull it. Mix the glue as directed, put a whole lot in the sockets, and replace the rungs or other parts. Don't worry about glue hangovers around the spot, for they can be chipped off easily when dry. Tie the parts you have glued with a piece of string or wire to keep pressure on them. When dry, remove excess glue and the string or wire. Fill any nicks or holes with plastic wood, sand down the old paint, and give your chairs a brand new coat of enamel. They will be sturdy and fresh looking. Here is a chance for the artistic strain you've been hiding to come forth in ideas for decorating the chair. You may want to transfer one of the patterns on display at most ten cent stores. They are easy to transfer, and add a gay, professional look to your work.

Use the same technique on your kitchen table. Tighten the bolts, screws, or wing nuts that hold the legs in place. If the drawers are coming apart, glue them together, and tack them lightly with small wire brads. You can purchase a whole box of brads for ten cents.

How often have you said, "I certainly could use a small table by the sink?" Did you know that you can pick up unfinished tables, of the small size used in night clubs and restaurants, at second-hand stores? A coat or two of enamel will make your bargain look new, and it will be far more substantial than many so-called "kitchen tables."

Remember the three old kitchen chairs you threw in the base-

"No more 'cloudy' windows for me!"

Here are the 3 big reasons why so many women prefer Bon Ami *Cake* to all other window cleaners. First, Bon Ami is easy to use. You just rub it on—then wipe it off while still damp. Second, Bon Ami actually *polishes as it cleans* . . . does not leave a dust-catching film on the glass. And finally, Bon Ami *Cake* is so economical—it costs so little and lasts so long. Try Bon Ami next time *you* clean your windows.

Bon Ami Cake

leaves no oily film.. polishes as it cleans

"hasn't scratched yet!"



MAKE EASY MONEY
Selling CHRISTMAS CARDS

Housewives, office-workers, teachers, social organizations are cashing in heavily on our "NEW CHAMPION" assortment of 21 magnificent folders, with amazing "MYSTERY CARD"—biggest sales-puller of all time. COSTS YOU 50c --- SELLS ON SIGHT FOR $1.00 Actual Retail Value --- $2.85 Hand-Colored 18-folder "ETCHINGS" assortment sells for $1.00, worth $2.70. Both assortments can be sold Three Ways. BEST ON THE MARKET. 'Gift Wrappings', 'Religious', 'Humorous', 'Everyday', 'Birthday', assortments Can't Be Beat. Write Now. Sample "New Champion" Assortment On Approval.
SILVER SWAN STUDIOS 320 FIFTH AVENUE Dept. 40 New York

Bridal Rose Imperial Chrysanthemum Versailles Frontenac

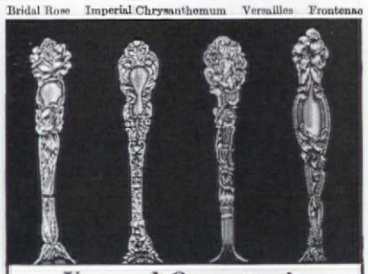

Unusual Opportunity

To fill in your active, inactive and obsolete patterns of flat silver. We have accumulated more than *three hundred* of these patterns, such as:

Canterbury	Louis XV
Georgian	Medici
Lancaster	Norfolk
Les Cinq Fleurs	Old French
Lily	Orange Blossom
Lily-of-the-Valley	Violet

This silver has been used and is offered in first-class condition and materially under the price of new silver.

★ *Unusual Silver* ★

We have one of the largest stocks of unusual silver in the United States, same consisting of Tea Services, Compotes, Pitchers, etc., by America's Leading Silversmiths, also foreign makers.

Correspondence Solicited
Silver Sent on Approval

JULIUS GOODMAN & SON
47 South Main Street
Memphis, Tennessee

ment? Why not take the rungs or back pieces from one chair and fill the vacancies in the other two? Paint them and have those extra chairs you need when too many guests drop in.

And that hideous old dresser you stored in the attic, if carefully sanded and enameled and fitted out with new handles, may be just the thing you need for the guest room.

You will be surprised how, after a few minutes' work with the glue pot and good enamel, Junior's toys and furniture, look so new that even Junior won't recognize them. Here you can take a flyer in color, for a nursery should be bright and gay.

We suggest a few "nevers"

When rehabilitating furniture, the amateur is apt to indulge in some bad practice that spells the difference between a professional and a crude job. We therefore add a few *nevers*.

Never use a nail on furniture if you can avoid it. Use screws, always drilling a hole the size of the screw in the top piece of wood, so that the screw only bites into the bottom piece. If you must use nails, only use thin wire brads. Otherwise, you will split and sadly ruin good furniture.

Never attempt to put a coat of new varnish on old or a coat of new enamel on old without first rubbing lightly with sandpaper to take the glaze off, and washing with turpentine or plain soap and water to remove dust and sand granules.

Never buy cheap enamel, varnish, or glue. The difference in cost is very small and the difference in results is amazing.

Never abuse your brushes or you will ruin your next coat of paint. The average housewife, when finished with a brush either lays it down on a paper or puts it in a jar with a little turpentine. After a short time, the turpentine evaporates and she might as well have thrown it away in the beginning. If you wash your brush thoroughly with turpentine, until all the paint is removed and the brush is dry, it will be as good as new. Of course, if you intend to apply another coat of the same paint the succeeding day, then put the brush in an old glass or jar of turpentine. Plain water will do except that you must be careful to work out all of the water before dipping the brush in the paint can. Covering it with water will keep the old paint from drying, but water and oil paint do not mix.

Never use a can of paint a second time without first wiping the old paint from the lip of the can. If you forget, little dried flecks of paint or "skin" which cling to the brush will be transferred to whatever you are painting.

LIVABLE
OLD COLONY
ADDS NEW CHARM TO EVERY ROOM

BECAUSE it is so livable, so comfortable, and so attractive, *Old Colony* Furniture adds new charm to every room in the home. You have more than 200 lovely designs from which to choose. You have your choice of two beautiful finishes, Priscilla or Salem Maple. Above all, you have the assurance that your *Old Colony* pieces will be in good taste, *always* . . . that they will do their share in bringing charm and character to all your decorative schemes.

At the better furniture and department stores, everywhere.

New! . . . the latest edition of our 24-page book on how to decorate with Old Colony Furniture. Just off the press. Send 10 cents (coin preferred) to Dept. A-10, Heywood-Wakefield Co., Gardner, Mass.

HEYWOOD-WAKEFIELD
GARDNER, MASSACHUSETTS
FINE FURNITURE SINCE 1826

"Here's the most helpful food in my kitchen"

- *All in one handy can—*
- *A delicious salad oil—*
- *An excellent shortening for batters—*
- *And a wholesome frying fat.*

Try these tested recipes for yourself.

Dinner features **Wesson Vegetable Casserole**

You know Wesson Oil is first for salads! Now see how Wesson Oil gives new flavor, new appetizing texture to your Hot Vegetables, too. While cooking vegetables, add one-half tablespoon Wesson Oil for each person to be served. Or try this special recipe:

2 large, sweet onions • 4 large, firm tomatoes • 2 cups diced potatoes or potato balls • 1 cup chopped celery • 1 cup sliced carrots • 1 teaspoon salt • ¼ teaspoon pepper • 1 teaspoon paprika • ¼ cup Wesson Oil

Slice onions and tomatoes about ½-inch thick and place in a two-quart casserole with potatoes, celery, and carrots. Sprinkle salt, pepper, and paprika over vegetables, add Wesson Oil, cover and bake in a moderately hot oven (375 degrees F.) 1½ hours, or until tender. This makes 6 to 8 servings.

Sunday supper stars **Wesson Crispy Waffles**

No more waiting for hard shortening to melt! Just *pour* Wesson Oil to measure and pour to mix—for a smooth, lovely batter and grand-tasting waffles.

2 cups sifted cake flour • 3 teaspoons baking powder • ½ teaspoon salt • 2 eggs • 1¾ cups milk • 6 tablespoons Wesson Oil

Sift together the dry ingredients. Separate the eggs, and beat the egg yolks until light. Add this with the milk and the Wesson Oil to the dry ingredients. Beat the egg whites stiff and fold them into the waffle batter. Bake on a waffle iron following manufacturer's directions for operating the iron. Makes 6 waffles.

Any night's the night for **Southern Fried Chicken**

For wholesome frying, you need high-frying heat. Wesson Oil gives you proper frying temperature without smoke or burning. So Wesson fried food is light, digestible—with the good taste you would expect with Wesson Oil.

Cut cleaned young chicken into about 12 pieces, dividing the breast and the back. Season ½ cup of flour with 1 teaspoon of salt and ⅛ teaspoon of pepper. Beat together 1 egg and 2 tablespoons of water. Roll each piece of chicken in the seasoned flour, then in the egg mixture, then in sifted bread crumbs. Have ½ inch of hot Wesson Oil in a skillet. Place the pieces of prepared chicken in hot Wesson Oil; cover and COOK SLOWLY for about 1 hour, turning the pieces often to brown evenly on all sides. When the chicken is done, drain the pieces well and transfer them to a hot platter. If gravy is desired, add an equal amount of flour. Blend thoroughly and then stir in gradually 1 cup of thin cream or cold water. Season gravy with salt and pepper. Serve gravy with the chicken.

NEW—Wesson Oil cook book—FREE

Wesson Oil & Snowdrift People, Dept. S
210 Baronne Street, New Orleans, La.

Gentlemen:

Please send me free your new cook book "How to make all kinds of good things to eat with Wesson Oil." I understand it is filled with new tested recipes for salad bowls, hot vegetable dishes, waffles and fried foods.

Name_____

Address_____

City_____ State_____

The bean-hole, the pot, and the pile of cover dirt

BEAN-HOLE BEANS *Are Good!*

CHARLOTTE A. FITZGERALD

IN THE logging circles of northern Wisconsin the bean-hole bean is a popular and well-known dish. Time was, in fact, when the bean-hole bean figured prominently on the logger's breakfast menu along with a few other items such as fried potatoes, pancakes, ham and eggs, bacon and biscuits.

The first inkling we had that the bean could be developed into something really distinctive was father's enthusiastic account of his hunting breakfasts. These breakfasts were designed and executed by an ex-chef of the early logging camps. They seemed to be very similar to the one described above, only rather more elaborate. Now father is normally a very light eater and puts up a struggle over an egg in the morning. The fact that he could be enthusiastic about beans for breakfast was an amazing revelation. However, the week after father dug the bean-hole at the cottage and started producing his beans we forgot our amazement and became ardent bean-fans.

The secrets of his success with beans, father claims, are three, namely: the hole, the beans, and the fire. And here these culinary secrets are divulged.

A very elementary hole is the bean-hole. In the rough it is only about three feet in depth and in diameter. To get it out of the rough and into a finished condition, requires a stone lining. A large flat rock completely covering the bottom is laid first. Then the side stones are put in; these are partially embedded in the soil. Next, the spaces in between the stone are filled with cement or fire clay. The bean-hole when completed should measure close to 2½ feet in depth and 2½ feet in diameter.

Now the fire for the bean-hole is a very special one. It requires plenty of kindling and, I might add, plenty of patience. A dry hard wood, split fine, makes the best fuel. The fire is laid, of course, right in the bean-hole and must be built up gradually until it is level with the ground. Then the wood, when the fire reaches ground level, should be heaped up to a height of three feet. One has to be especially careful at this point not to smother the fire, for the bean-hole has a very poor draft—a necessary feature since you want the wood to burn down to coals, not to ashes.

Because it takes nearly an hour and a half for the fire to burn down we frequently utilize it for a wiener or marshmallow roast. But, to get back to beans, when the wood has burned down to a bean-hole full of glowing red coals, the bean pot is ready to be lowered—ready that is, after father's third secret has been read and assimulated.

The ordinary and anemic little navy bean has no place in this dish for red-blooded people. There are on the market at least two brands of

Now!

Sunbeam MIXMASTER

REG. U. S. PAT. OFF.

WITH THE EXCLUSIVE NEW

Automatic Mix-Finder

NO GUESSWORK ABOUT THE MIX

Feather-light Cakes and Cookies . . . Creamy-fluff Mashed Potatoes . . . Velvet-smooth Icings and Sauces . . . Oranges juiced and strained in a jiffy!

Now, with the marvelous new Automatic Mix-Finder, you simply dial the MIXMASTER to the correct mixing speed for any mixing job you have at hand! You don't guess. It's all plainly indicated on the Mix-Finder dial — easy-to-see, easy-to-set and *scientifically right*. Only MIXMASTER has it.

ONE OF **Sunbeam** THE BEST ELECTRIC APPLIANCES MADE

AT ALL GOOD ELECTRICAL APPLIANCE DEALERS

Beautifies Furniture!

Cleans and *preserves* as it polishes — adds years of beauty to furniture, woodwork and floors. Insist on O-Cedar!

O-Cedar

POLISH • MOPS • WAX

HOT STARCH *in 30 Seconds!*

ELASTIC STARCH

This modern way to hot starch offers you advantages worth knowing. Simply add boiling water to dissolved Quick Elastic—no mixing, no cooking, no bother as with lump starch. Ends sticking and scorching. Restores elasticity and that soft charm of newness.

TRY THIS FREE

THANK YOU

THE HUBINGER CO.,
No. 792, Keokuk, Iowa.
Your free sample of QUICK ELASTIC, please, "That Wonderful Way to Hot Starch."

. . . . . .

. . . . . .

over-size navy beans and these are the beans that should form the heart of the bean-hole bean dish. They usually come in two-pound packages and cost only a few cents more than the regular navy beans. The beans should be soaked in twice their depth of cold water for a period of about twelve hours. At the end of this time the beans will have doubled their size. Add enough water to cover them and a teaspoon of soda; allow the water to come to a boil. Take off the scum that comes to the surface, drain, and rinse the beans several times in cold water. Then cover them with hot water, add a half a pound of good firm salt pork per pound of beans. After the beans and pork have boiled for a couple of minutes, spoon up a few of the beans and blow on them. If the skins curl up, they have been boiled long enough. If not, continue the boiling until they can pass the test. These test beans, father insists, must not be used because there are people who might consider it unsanitary. The liquid, next, is drained from the beans and saved. The pork is removed and saved, and the beans are put in a Dutch oven (large size holds four pounds). Cover them with sliced pork and garnish with two or three peeled Bermuda onions, if desired. In a little of the liquid you have saved, dissolve ¼ of a pound of brown sugar for every pound of beans. Add a teaspoon of mustard (per pound) and salt and pepper with judgment.

An added touch, a piquancy to tickle the palate, as father says, is



Father uses a rake for lowering the bean-pot

a teaspoon of Worcestershire sauce or a little less of curry powder for each pound of beans.

The beans themselves are now ready for baking. The net step, a very important one, is to seal up the kettle. Place an inverted pie

Hello there. What have you been doing all day?

Well, Dorothy, early this morning I went to the grocer's . . . picked up a bargain downtown . . . got the recipe from Mrs. Darrow for that nice apple popover your Daddy liked so much at dinner . . .

M-m-m-m. That did look good.

Then I arranged to have the car washed and back home by noon . . . got your new formula from Dr. Francis . . .

That's good too.

Called the upholsterer about the chair that's being fixed . . . told Grandma about your new tooth . . . helped Mummie make plans for the trip this week-end . . .

Goodness gracious. Don't you ever get tired?

No, Dorothy. The telephone saves people lots of steps every day, but it never gets tired itself. Your Mummie says it's one of the most useful things she has. Cheap too.

BELL TELEPHONE SYSTEM

It's new! It's swell!

CARA-MOCHA TAPIOCA

1 egg yolk
1 cup evaporated milk
⅓ cup Minute Tapioca
⅔ cup sugar
¼ teaspoon salt
1 cup water
2 cups strong coffee
1 egg white
1 teaspoon vanilla

Mix egg yolk with small amount of milk in saucepan. Add Minute Tapioca, sugar, salt, water, and coffee. Bring mixture quickly to a full boil over direct heat, stirring constantly. Remove from fire. (Mixture will be thin. *Do not overcook.*) Beat egg white until just stiff enough to hold shape. Fold hot tapioca mixture gradually into egg white. Cool—mixture thickens as it cools. When slightly cool, stir in flavoring. Chill. Serve in parfait glasses with caramel sauce. Serves 7 to 9.

To make caramel sauce, place 1 cup sugar in skillet over medium flame and stir constantly until sugar is melted and golden brown. Add slowly 1 cup boiling water. Boil 6 minutes. Cool. *All measurements are level.*

● Note how easily and quickly this cream is made—over the direct flame. No bother with a double boiler. You'll find this easy method of making Minute Tapioca Cream now on every package. But be sure you use genuine Minute Tapioca.

Want a fruit pie secret? Use Minute Tapioca for the thickener. Your pie will be juicy yet never runny. See the easy directions on every Minute Tapioca package. →

And send—now—for a

FREE Brand-new cook book of 58 miracle-working recipes! Address General Foods, Dept. A.H. 10-39, Battle Creek, Michigan. If you live in Canada, address: General Foods, Cobourg, Ont. Offer expires March 31, 1940.

MAKE MONEY Every Week Selling STAMPED GOODS

100% PROFIT Get stamped goods from manufacturer — sell at 100% profit. 100 new items — pillow cases, scarfs, table cloths, aprons, imported linens, etc. **24-page catalogue FREE.** Write: **Merribee Art Embroidery Co., 22 W. 21st, Dept. 531, New York, N.Y.**

A wonderful way to preserve all the delicious new recipes you like. They are kept fresh and clean, right on tap for instant use. It is simple, practical, inexpensive. A postcard will bring full details.

THE AMERICAN HOME
251 Fourth Avenue New York City

• NEW YORK SCHOOL OF •
• INTERIOR DECORATION •

PRACTICAL TRAINING COURSE

Day or Evening Sessions Start October 4th

Period and Modern styles, color schemes, draperies, all fundamentals. Faculty of leading decorators. Also longer courses giving complete vocational training.
For ***Day Course,*** *send for catalog 12 R.*
For ***Evening Course,*** *send for catalog 12E.*

Home Study Course Starts at Once

Same training for those who cannot come to New York. Practical, simple, intensely interesting. Requires but a few hours weekly in your spare time. No previous training necessary. *For* ***Home Study Course*** *information, send for catalog 12 C.*

515 Madison Avenue • *Established 1916* • New York City

tin over the beans. Mix a cupful of thick flour paste and fill the groove of the kettle lid with the paste. Put the cover on the kettle and make sure the lid is tightly sealed all the way around with the paste.

By the time you've done all this the beans will have cooled slightly so back on the stove with them till they once more reach the boiling point. And now the beans are ready for the bean-hole (the hole at this point, you will remember, is full of coals).

Although the lowering of the bean pot is not so vital a point in the preparation of the dish, there are a few things that require some attention. In the first place lowering the pot has always been with us quite a ceremony. The bean pot carrier is generally escorted from the kitchen to the bean-hole by everyone in the vicinity. Here the throng forms a semi-circle to watch the coals shoveled out. The pot is lowered to a chorus of appreciative 'ahs.' When the kettle has been placed on the large flat stone at the bottom of the bean-hole the coals are raked back over and around it. A large piece of tin or sheet metal is laid over the coals and about eight inches of dirt shoveled in on top.

Beans put in at seven or eight in the evening are ready for their ultimate goal (eating) at noon the next day. To attain their best form they should bake twelve to fifteen hours. They are then ready to be brought up. The lifting is an even more ceremonious affair than the lowering, and the 'ahs' are infinitely more appreciative and enthusiastic. A healthy appetite and a stout shovel are the only requirements for rasiing the beans.

The last process the bean-hole goes through is the eating process and I know from personal experience that it calls for no helpful hints. However, it might be well at this point to add a word of warning—watch yourself when you start eating beans for breakfast!

In all our years of experience with bean-hole beans we have never had a failure. They are good in the summer and even better in the fall. If you are expecting a crowd the easiest meal in the world is a pot of bean-hole beans. You can put them in the night before your company arrives and have the day free of cooking worries to spend with your guests. What's more, the lifting of the bean pot is sure to make any party a social success. So dig a bean-hole; at the cottage, at the hunting shack, or right at home in the backyard. Even though you've never seen a logging camp you may enjoy their most famous dish.

DO NOT BE MISLED!

THE AMERICAN HOME does not publish, and has no interest in, The American Home Cook Book recently put on the market.
The use of the title of our magazine was without our knowledge or consent and has confused some of our readers.
We are in no way responsible for, nor do we endorse, this book.

THE AMERICAN HOME

Our attic hideaway

[*Continued from page 80*]

not have to look at it the next morning as in the case of a party in the living room. It makes a particularly suitable playroom for nine-month-old Sonny in bad weather, and of course the ideal quiet hideaway for its creator, the master of the house.

The materials required for the conversion of the attic are listed below, with the prices:

632 sq. ft. wallboard	$30.02
500 ft. redwood lattice	5.50
60 ft. 2x3 beams for partitions	2.00
2 sets hinges and catches for closets	5.50
Incidentals: nails, wire, shellac, stain, wallpaper, plywood, and glass (frosted)	8.00
Rope for hand rail	1.00
	$52.02

So for $52.02, only $2.02 over our budget, we have insulated our home, making it cooler in summer and warmer in winter, and originated a novel den and guest room which intrigues everyone who sees it. Incidentally, it is surprising the number of accessories that have been gifts from friends who have seen and admired our nautical cozy room.

We're waging war on washday!

[*Continued from page 54*]

prepared casserole inside for its final browning. 3. Oven prepared foods served in the casserole they were cooked in lessen dishwashing considerably.

The last thing to remember as we make out our menus is that washday *is not* the day to spring new dishes on the family. I recall one misadventure when, because they were easy to prepare and because I thought they would "look nice," I served the family three strange dishes on wash day. Results: raised eyebrows, pained glances, an ominous silence, and —beefsteak for supper!



It's Gone Modern

The famous American Home Menu Maker has now been modernized throughout. It is more efficient, more complete, easier than ever to use. And it has a new beauty all its own to match the kitchen you have in mind.

The American Home

MENU MAKER

The American Home Menu Maker is an all-steel box with a sliding drawer in which you can file all your favorite recipes, keeping them clean at all times and ready for instant use.

A new set of division cards has been worked out under which you classify your recipes. They range all the way from appetizers to vegetables and provide a simple, easily found spot in which to keep each and every recipe you may have.

A supply of transparent Cellophane envelopes, into which each recipe is slipped, prevents them from being soiled when in use.

The steel box is enamelled in one of five different colors so that it will harmonize with any particular kitchen. They are white, red, yellow, green, blue.

The drawer is equipped with a plastic handle of the same delightful color as the box, trimmed with chromium.

$1.00 Complete

As a service to our readers, the American Home Menu Maker has been priced to cover the manufacturing and carrying charges of the box, the Cellophane envelopes, and the indices. Use the coupon below. Check the color you want. We guarantee a prompt refund if you are not satisfied.

The AMERICAN HOME
251 Fourth Ave., New York City

I am enclosing $1.00 for the complete Menu Maker in Blue, White, Yellow, Green, and Red (check color), this to include 25 Cellophane envelopes and full set of indices.

Name.....

Street.....

City.....State.....

Add 25c if west of the Mississippi, in Canada or U. S. Possessions.

A pancake party

[*Continued from page 54*]

At the end of an hour, if the team's wanderings haven't brought them back to their starting point, they must halt their "Heads and Tails" walk and return to their hostess' home by the most direct route. When the crowd is together again, the scores are added to determine which team has won the hunt. Each member of the winning team is then presented with an inexpensive token as a reward for his hunting skill. The guests will be ready to lounge and relax at this stage of the evening, so finish out the party with a talk-fest.

Mugs, indeed!

[*Continued from page 48*]

reverse side is shown the cap and crop. Undoubtedly the man who cherished this particular piece had ridden to hounds.

Strange as it may seem, the first shaving mug in my collection was my father's. It is of silver and has a little holder attached to the brim to accommodate the shaving brush. Some years ago I found two beauties in a second-hand shop. Promptly purchased and brought home as presents to the male members of the family, they met with scant approval. My practical relatives saw nothing to be proud of in these old mugs, and they were instantly assigned to the limbo of the top shelf, from whence I rescued them not long since to join the other members of my mug family.

Some time later I discovered a pair wrapped in an old quilt which a friend had just purchased. One is a fine, sturdy old Staffordshire mug with the picture of a red bull gracing its side. He looks like a blue-ribbon winner to me. The other is of beautiful French china, with a band of Wedgwood blue around the top, while around the body, within gold panels, are formalized sprays of colorful flowers. This mug shows very little wear, perhaps because the man to whom it was given considered it too feminine in character for his practical use. Later I uncovered one showing the owner's name and a picture of "The Storm." Copies of this painting hung in many homes a few decades ago.

When I had acquired a number of mugs bearing the enjoinders "Think of me" or "Remember me," and my interest was beginning to wane a little, I saw at a country fair one that aroused my curiosity. It was somewhat like a pitcher, with the spout protrud-

Selected Slices

FROM FIELD-FRESH HAWAIIAN PINEAPPLES!





1939 WORLD'S FAIR VISITORS!
See Libby's Treasure Ship in the Foods Building at New York and San Francisco.

EPICURES say the world's most luscious pineapple is the big, juice-heavy kind Hawaii grows. So Libby goes to Hawaii for pineapple. Harvests it at peak of fragrant ripeness. Brings you *selected slices* from fresh-cut fruit.

These *selected slices* of Libby's are the very pick of the great Hawaiian crop. All a golden color; fine-textured; uniform. And *marvelous* in flavor.

Just taste *Libby's* Pineapple. See how gloriously full and fresh the flavor is. Deliciously tangy . . . yet sweet with the natural sugars of full-ripe fruit.

You can enjoy the extra goodness of Libby's Pineapple in Slices; Tidbits; Crushed; Long Slices; Golden Chunks.

Plan your meals with Libby's

All Libby's Foods are carefully selected and expertly packed to give you uniform fine quality and delicious flavor the year around. TABLE-READY they save you time and effort.

22 VEGETABLES • 20 FRUITS
33 MEATS • 8 JUICES
PICKLES • OLIVES • CONDIMENTS (16 kinds)
RED ALASKA SALMON
EVAPORATED MILK
9 HOMOGENIZED BABY FOODS

Three Guesses...

How much is your home worth?

How closely can you estimate the value of your home — your house and everything that's in it? Can you remember what you paid for each piece of furniture, or when you bought it? And can you figure how much it has depreciated? If not, how can you be sure you have the right amount of insurance and your home is properly protected?

The Smart Way to Find Out

With an Employers' Group Household Inventory you can keep an accurate record of everything you own — your furnishings, silverware, clothes, jewelry — as well as their cost and purchase dates. And from this inventory your insurance agent can recommend better insurance coverage and your claims can be settled quicker and more satisfactorily.

Get This Free Inventory Now

Send coupon below for our handy pocket size Household Inventory. Contains full instructions and pages for every room in your home, plus a complete section for recording all your present insurance policies. It's very helpful. *Get it now.*

The EMPLOYERS' GROUP
Practically every form of insurance except life
110 Milk St., Boston Mass.

Gentlemen: Send me without obligation your free "Household Inventory."

Name.....

Address.....

ing from the lower portion. Actually it consisted of an upper and lower section. The upper section held the soap and contained a strainer; the base or lower section was for the brush and water. Here was a unique mug! I wanted it badly, but, alas, it was not for sale. Since that eventful day I have found three of similar design and a tiny miniature. The reason for this type of mug is simple. Years before bathrooms equipped with hot and cold water were common, hot water was secured from the kitchen, placed in the lower section of the mug, which was then carried up to the washstand in the bedroom. Thus the shaver had hot water, brush, and soap all handy. Of particular interest to the collector of rarer specimens is a beautiful shaving mug of blue and white Parian, at the Dyer Museum in Kansas City, Missouri. It is the first shaving mug I have seen in this ware, and, having seen it, I won't be happy until I have hunted one down. Mugs of Bennington ware are also to be found occasionally.

And now that you are acquainted with some of the members of my fast-growing family, I want to tell a story that easily comes under the heading of "embarrassing moments." One day while passing an old barber shop in a small New Jersey town, suddenly I saw an elaborate array of shaving mugs on open shelves along the wall. Excitedly I exclaimed to my companion—"Look at those mugs!"—upon which several masculine faces fairly popped up and glared at me through the window. Mugs indeed!

What every woman should know—about her windows

[*Continued from page 42*]

and pressed with great care.

How should draperies be finished at the top?

With French pleats, box pleats, cartridge pleats, shirring, or straps.

What are traversed hangings?

Hangings that are attached to a traverse rod or fixture that allows the hangings to be drawn simply by pulling a cord. These are stocked by most drapery departments. Any type of curtain can be put on them for places where you want to draw the glass curtains as well as the draperies.

Are valances and cornices as popular today as formerly?

Yes, because they not only have a definite mission in life, they hide the workings, but they can be very important in the decorative scheme in various periods and types of rooms, not always just a formal room, either.

What materials are used fo these?

Drapery fabrics, mirror glass wood, brass, painted tin, bamboo rope, leather, and fringe are a few of the things that are most popu lar, although there are practicall no limitations or rules abou them, other than that they shal have some point and do pleasan things for the room as a whol

What is generally considere the right depth for a fabric va ance?

The size of the window prett much settles that, but one fifth t one eighth the length of the hang ing is usual.

When a cornice is not used an the brass rod shows between th draperies how can this be reme died?

Use a wood pole. If there is n other way out, you could cove the brass rod with the draper material.

How high should the draper be hung on the window if cornice are not used?

To the top of the frame. Th draperies should entirely cove the top window frame, casin and side trim.

Can a valance be used to mak a short window look higher?

Yes, raise the valance above th top frame, or to make a windo wider, the valance can be exten ed, beyond the side frame.

Should valances be used in room with low ceiling?

Not generally, as they on make the ceiling seem lower. U less you use a very narrow one gilt for catching the light.

Should draperies hang straig or be tied back?

Either way, depending on pe sonal preference, and the size an shape of the windows as well the room. In general the curve line of the tie-back is better tall windows in a high ceilinge room. Either way is entirely co rect, however.

At what point should the dra eries be tied back?

Again depending on the size the room and your own taste. O third of the way from the top bottom of the drapery is a go rule to remember. The half w point is sure to look awkward.

Should a large patterned fab like a flowered linen be used small windows?

No, unless they can be hung the windows to make them see larger and there is a dearth pattern otherwise in the roo Either a plain fabric or a sm design is usually better.

What pattern makes a windo seem shorter?

WOMEN all around you—some of them your best friends—are using Tampax regularly. Clubwomen, socialites, business women, housewives, actresses are enjoying the new freedom that goes with the use of Tampax. Over 150,000,000 have been sold in 63 countries. Don't let another month pass without discovering this modern, *civilized* sanitary protection for women!

Wear sheer formals *any* day of the month; no belts or pads to "make a line," because Tampax is *worn internally*. Perfected by a doctor and made of pure surgical cotton, Tampax acts gently as an absorbent. It is very neat and efficient. The wearer is not conscious of its presence! Best of all, odor cannot form. And there is no disposal problem after use.

Two sizes: Regular Tampax and Junior Tampax. Sold at drug stores and notion counters. Introductory box, 20¢. Large economy package (four months' supply) will give you a money-saving up to 25%.

NO BELTS
NO PINS
NO PADS
NO ODOR

Tampax comes in patented individual container. Your hands never even touch the Tampax.

Accepted for advertising by the Journal of the American Medical Association.

TAMPAX INCORPORATED AH-109
New Brunswick, N. J.

Please send me in plain wrapper the new trial package of Tampax. I enclose 10¢ (stamps or silver) to cover cost of mailing. Size is checked below:

( ) REGULAR TAMPAX ( ) JUNIOR TAMPAX

Name_____

Address_____

City_____ State_____

A NASTY JOB MADE EASY—
27 YEARS AGO!

Sani-Flush
Cleans Water-Closet Bowls

Sani-Flush has made one of the tasks you used to dread simple and easy. It cleans the closet bowl—and does it without any drudgery on your part. Use a little Sani-Flush regularly. Keep the closet bowl sparkling clean.

Cannot Injure Plumbing Connections

This is a reprint of an old, old Sani-Flush advertisement. This scientific formula was discovered 27 years ago. It is still the easiest and best known way to clean toilets. (Also cleans out auto radiators.) *See directions on can.* At grocery, drug, hardware, and 5c-and-10c stores. 10c and 25c. The Hygienic Products Co., Canton, O.

KILL RATS WITHOUT POISON

YOUR MONEY BACK IF RATS DON'T DIE

K-R-O won't kill Livestock, Pets or Poultry; Gets Rats Every Time. K-R-O is made from *Red Squill*, a raticide recommended by U.S. Dept. Agr. (Bul. 1533). Ready-Mixed, for homes, 35¢ and $1.00; Powder, for farms, 75¢. All Drug and Seed Stores. Damage each rat does costs you $2.00 a year. K-R-O Co., Springfield, O.

K-R-O KILLS RATS ONLY

WHEN YOU CHANGE YOUR ADDRESS

Be sure to notify the Subscription Department of THE AMERICAN HOME at 251 Fourth Ave., New York City, giving the old as well as the new address, and do this at least four weeks in advance. The Post Office Department does not forward magazines unless you pay additional postage, and we cannot duplicate copies mailed to the old address. We ask your coöperation.

Horizontal stripes. Vertical ones naturally make a window seem taller.

What drapery treatment can be given a window with a radiator beneath it?

Floor length help the most if they are tied back to miss the radiator. Otherwise hang them sill length or just to the top of the radiator. In either case, glass curtains should be sill length. Silk or rayon casement curtains in two colors make an interesting variation from the usual drapery-glass curtain twosome.

How can draperies be hung from windows with an arched top?

All drapery shops carry curved rods for both glass curtains and draperies, which keep the arch of the window and sometimes this will add a good deal to the decoration of the room. Or the draperies can be hung from a straight rod that extends over far enough on the wall to reveal the curve.

How can bay windows be treated?

A shallow bay is attractive treated as a unit. Run the glass curtains on one rod all the way around the three windows, with one pair of draperies hung either side of the unit or at the opening. A cornice encloses and completes the unit feeling. A deep bay calls for a pair of glass curtains at each window with two pairs, (four lengths) of draperies for the three windows as illustrated.

In what type of room can wrought-iron rods be used for draperies?

In a Spanish or Mediterranean type of room only.

In a deep recessed window should the glass curtains be hung next to the glass or flush with the wall?

Next to the glass always. Draperies would hang flush with the walls.

Are Venetian blinds authentic in a Colonial house?

Yes, they were used in original Colonial houses as early as the 17th century.

Is it necessary to use glass curtains with Venetian blinds?

Not at all. If the room has a generally angular look glass curtains will soften that without clutter and they frequently add finish to a window.

How should glass curtains be hung on casement windows.

There are times when they can be stretched on rods top and bottom, but they look a little too like a dentist's office for home consumption. If the rod is attached to the top of the sash and the curtains hang free they look better. Or they can be hung from a traversed rod and pulled back when the windows are opened.



Bill: **They certainly do dress-up railroad cars these days.**

Ed: **Yes. I understand they use Masonite Tempered Presdwood for lots of the new walls and ceilings. Boy! That board has to be tough to stand up in a railroad car. It's light-weight too.**



Bill: **Our builder wants us to remodel our living-room with Masonite Tempered Presdwood. He says we can get a great many different, *expensive-looking* effects with it. And it won't cost much.**

Ed: **Why not try it, Bill? Dozens of my other friends have, and they're completely sold on it. Tempered Presdwood can be painted or enameled. And it looks swell in its own natural, brown finish.**



Here's Bill's Remodeled Living-room—
The upper walls and ceiling are durable, moisture-resistant Masonite Tempered Presdwood, painted gull-grey. The wainscot is the same material, unpainted. Ideal for homes with children, because Masonite Tempered Presdwood resists scuffing, and does not show finger marks. The built-in desk and bookshelves are Masonite Tempered Presdwood, clear-varnished.

It's Right
MASONITE
CLIP AND MAIL THIS COUPON

COPYRIGHT 1939, MASONITE CORPORATION

FREE SAMPLE *Masonite*
THE WONDER WOOD OF A THOUSAND USES
SOLD BY LUMBER DEALERS EVERYWHERE

MASONITE CORPORATION, *DEPARTMENT AH-1*
111 West Washington Street, Chicago, Illinois

Please send me FREE sample and more information about Masonite Tempered Presdwood for new and remodeled homes.

I enclose 10c for copy of your special home-owner's magazine entitled "OUR HOME" (check if desired).

Name_____
Address_____
City_____ State_____

Ada, Okla.—Logsdon Bros. Fur. Co.
Adrian, Mich.—Walper Furn. Co.
Akron, O.—M. O'Neil Co.
C. H. Yeager Co.
Albany, N. Y.—John B. Hauf, Inc.
Helmes Bros.
The Mayfair, Inc.
John G. Myers Co.
G. C. Reardon, Inc.
Albert Lea, Minn.—Palace Furn. Co.
Alhambra, Cal.—Ashburn Furn. Co.
Aliquippa, Pa.—Pittsburgh Mer. Co.
Allentown, Pa.—C. A. Dorney Furn.
Warren M. Hauser
Alton, Ill.—C. J. Jacoby & Co.
Altoona, Pa.—Wm. F. Gable Co.
Wolf Furniture Co.
Amarillo, Tex.—Amarillo Furn. Co.
Ramsey Carpet & Lin. Co.
Ames, Iowa—Elmer Hoversten
Anaheim, Cal.—
Smith-Reafsnyder Furn. Co.
Anderson, Ind.—I. W. Lutz's Sons
Martin Walters
Ann Arbor, Mich.—W. Goodyear Co.
Antigo, Wis.—McCandless & Zobel
Antwerp, Ohio—Schilb & Sons
Appleton, Wis.—Gloudemans-Gage
Pettibone-Peabody Co.
Arcanum, Ohio—
Stutz & Sando Furniture Co.
Archbold, Ohio—Rupp Furniture Co.
Ardmore, Okla.—A. J. Rawlins Co.
Argenta, Ill.—J. A. Eyman
Arkansas City, Kan.—
Newman Dry Goods Co.
Arnold, Pa.—W. C. Wurtz Co.
Atlanta, Ga.—Rich's Inc.
Auburn, N. Y.—H. R. Wait Co.
Aurora, Ill.—Biever Furniture Co.
Austin, Minn.—W. Bruce Furn. Co.
Bakersfield, Cal.—McMahan Fur. Co.
Ballinger, Tex.—
Levy Lee Hdw. & Furn. Co.
Baltimore, Md.—Hutzler Bros.
Baraboo, Wis.—Schweke Bros. Co.
Bartlesville, Okla.—
Bartlesville Furniture Co.
Batavia, N. Y.—Max Pies
Bath, N. Y.—James A. Fagan
A. W. Hewlett
Floyd L. Smith
Battle Creek, Mich.—E. H. Clark Co.
Gustke & Son
Jury-Rowe Co.
Bay City, Mich.—Bishop-Young Co.
Beardstown, Ill.—
Simpson Furn. & Und. Co.
Beaver, Pa.—J. T. Anderson
Beaver Dam, Wis.—
Briese & Heilmann
Beaver Falls, Pa.—Wm. H. Benson
Bedford, Ind.—Schmid-Dougherty
Bellefonte, Pa.—Wolf Furniture Co.
Belleville, Ill.—
Feilner-Ratheim D. G. Co.
Beloit, Wis.—E. L. Chester Co.
McNeany Dry Goods Co.
Benton Harbor, Mich.—Troost Bros.
Berkeley, Cal.—Stone-Pierce
Bethlehem, Pa.—Bush & Bull Corp.
Beverly Hills, Cal.—W. & J. Sloane
Binghamton, N. Y.—
Fowler, Dick & Walker
Hills, McLean & Haskins
Sisson Bros.-Welden Co.
Bloomington, Ill.—
G. A. Ensenberger & Sons
Bluefield, W. Va.—Bluefield Fur. Co.
Boise, Idaho—Capital Furniture Co.
Standard Furniture Co.
Bonville, Mo.—Goodman & Boller
Boonville, N. Y.—Clark Layng
Boston, Mass.—E. D. Curtis
Kochian & Co.
Paine Furniture Co.
John H. Pray & Sons
R. H. White Co.
Bozeman, Mont.—M. P. Schauer
Bradford, Pa.—Park Furniture Store
Brainerd, Minn.—Patek Furn. Co.
Bridgeport, Conn.—D. M. Read Co.
Geo. E. Nothnagle & Son
Bristol, Conn.—C. Funk & Son
Brooklyn, Iowa—A. Bramer & Son
Brooklyn, N. Y.—Fred Loeser & Co.
Brookville, Pa.—Reitz Service
Brownville, Pa.—Bush Furn. Co.
Buffalo, N. Y.—J. N. Adam & Co.
Anthone Furniture Co.
C. A. Bayles, Inc.
Niagara Rug Co.
Louis Omel
Southside Furniture Co.
Burbank, Cal.—McMahan Furn. Co.
Burley, Idaho—Whitehead Fur. Co.
Burlington, Ia.—Wyman & Rand
Butler, Pa.—Reynolds Bros.
Caldwell, Idaho—Case Furniture Co.
Cambridge, O.—Gillespie-McCulley
Camden, N. J.—J. B. Van Sciver Co.
Canandaigua, N. Y.—
Grant M. Kennedy & Son
Canton, O.—MacKenzie & Jones
Thurin Rug & Carpet Co.
Cape Girardeau, Mo.—
Excelsior Furniture Co.
Carbondale, Pa.—Geo. W. Berry
Carroll, Iowa—Matt Furniture Co.
Carrollton, O.—Ashbaugh & Son
Casper, Wyo.—Economy Furn. Co.
Cedar Rapids, Ia.—The Killian Co.
Hall-Ekfelt Furniture Co.
Rosenbaum's Furniture Co.
Centralia, Wash.—Gesler-McNiven
Champaign, Ill.—F. K. Robeson
Lillard-Getman Furniture Co.
Chanute, Kan.—Miller's Furn. Co.
Charleroi, Pa.—C. L. Melenyzer
Charleston, Ill.—Miller's Furn. Co.
Charlotte, N. C.—Belk Bros.
Chicago, Ill.—Crown Carpet Co.
Marshall Field & Co.
Fred W. Plass, Inc.
Plues-McKenzie Carpet Co.
Hite Randall & Kelly Cpt. Co.
Jansen Furniture Co.
Lorel Rug Cleaners
Mandel Bros.
Pushman Bros.
O. W. Richardson & Co.
Verhulst Carpet Co.
Chico, Cal.—Richardson Furn. Co.
Chillicothe, O.—H. W. Cruitt
Chippewa Falls, Wis.—
A. C. Mason Co.
Cincinnati, O.—Elms & Doenke Co.
F. A. Kamp Flooring Co.
J. S. Oberheiman
H. & S. Pogue Co.
Clairton, Pa.—Ralph H. Glenn
Clarksburg, W. Va.—
Parsons-Souders
Smith's Furniture Store
Clearfield, Pa.—Fitzsimmons Bros.
Clear Lake, Ia.—Robert Williams Co.
Cleveland, O.—Basom-McBain Co.
J. H. Boesch
The Higbee Co.
Irwin & Gormley, Inc.
Eliz. Jones, Inc.
London Furniture Co.
Wm. Taylor Sons Co.
Clinton, Ia.—Tucker Furniture Co.
McKinley & Hummelgaard
Clintonville, Wis.—
L. A. Heuer & Co.
Coeur D'Alene, Idaho—
Lakeside Furniture Co.
Coffeyville, Kan.—Buckner Fur. Co.
Coldwater, Mich.—Wilbur Fur. Co.
Colfax, Wash.—Moore's Furn. Co.
Colorado Springs, Col.—
C. W. Daniel's Home Fur. Co.
Giddings, Inc.
Peerless Furniture Co.
Columbus, Ga.—Martin Furn. Co.
Columbus, O.—The Furniture House
F. G. & A. Howald
John F. Rees Co.
Wilson Floors Co.
Conemaugh, Pa.—
Gearhart & Helsel
Connellsville, Pa.—The Aaron Co.
Connersville, Ind.—
Hackman-Heeb Co.
Corning, N. Y.—M. L. Allen & Son
Coshocton, O.—Dowds Furn. Co.
Council Bluffs, Ia.—John Beno Co.
Crafton, Pa.—Shema's
Crawfordsville, Ind.—
Goodman's Dept. Store
Culver City, Cal.—
Noren-Wuster Furniture Co.
Cumberland, Md.—
J. Bonenman & Sons
Millenson Furniture Co.
Dallas, Tex.—Sanger Bros.
Danville, Ill.—Daniels Furn. Co.
Meis Bros.
Danville, Va.—H. B. Sykes
Davenport, Ia.—
Iowa Furniture & Carpet Co.
J. H. Petersen's Sons Co.
Dayton, O.—P. M. Harman Co.
Rike-Kumler Co.
Rossiter-Jarrett Furniture Co.
Decatur, Ill.—Block & Kuhl Co.
A. W. Wolfe Furniture Co.
Deep River, Conn.—
Simon R. Place
Dennison, O.—The Hicks Company
Denver, Colo.—American Furn. Co.
Daniels & Fisher Stores Co.
Denver Carpet Co.
John Harvey Furniture Co.
John C. Reeves & Co.
Des Moines, Ia.—Davidson Co.
Detroit, Mich.—R. M. Hansen
J. L. Hudson Co.
McGuire & Hansen
Turner-Brooks Inc.
Dixon, Ill.—Frank H. Krelm
Donora, Pa.—Fred Lee, Inc.
Du Bois, Pa.—Du Bois Furn. Co.
Home Furniture Co.
Dubuque, Ia.—
Roehl Phillips Furniture Co.
Duluth, Minn.—Berg Drapery Shop
Duluth Glass Block Store
A. J. Lurye
Dundee, Mich.—Gray-Kyper Fur. Co.
Dunkirk, N. Y.—H. C. Ehlers Co.
Geo. H. Graf & Co.
Miller's Furniture Store
Duquesne, Pa.—Duquesne Fur. Co.
Durant, Okla.—England Furn. Co.
Dwight, Ill.—West Side Furn. Store
East Liverpool, O.—
Smith & Phillips
Easton, Pa.—Bon Ton Co.
Wm. Laubach & Sons
Eau Claire, Wis.—
Wm. Samuelson D. G. Co.
Effingham, Ill.—W. S. Broom & Co.
El Centro, Cal.—
Imperial Valley Hardware Co.
Eldorado, Kan.—Tolle Furn. Co.
Elgin, Ill.—Daniels & Clark
Elgin, Iowa—Elgin Furn. Store
Elk City, Okla.—Grubitz Furn. Co.
Elkhart, Ind.—Curtis Furn. Co.
Ziesel Bros. Co.
Ellensburg, Wash.—
Fitterer Bros. Inc.
Ellwood City, Pa.—
Art Wall Paper Co.
Elmira, N. Y.—Sheehan Dean & Co.
Walsh & Reagan
El Reno, Okla.—Wilson Furn. Co.
Elyria, O.—Lorain-Elyria Corp.
Emporia, Kan.—Crawford Fur. Co.
Englewood, Colo.—Graham Fur Co.
Enid, Okla.—
Clinesmith-McCoy Furn. Co.
Ennis, Tex.—Allen Furniture Co.
Erie, Pa.—Erie Dry Goods Co.
A. C. Probst Studio
Trask, Prescott & Richardson
Escanaba, Mich.—Bonefeld Fur. Co.
Esterly, Pa.—John F. Lutz
Estherville, Ia.—
Mahlum & Anderson
Eugene, Ore.—
Montjoy & Carmichael
Evansville, Ind.—Finke Furn. Co.
R. & G. Furniture Co.
Everett, Wash.—Erickson Fur. Co.
Fairmont, W. Va.—J. M. Hartley Co.
Falls Creek, Pa.—Schaffner's
Fargo, N. D.—W. O. Olsen Fur. Co.
Farrell, Pa.—North Side Fur. Co.
Fayette, Ia.—A. J. Fox & Son
Fergus Falls, Minn.—Olson Fur. Co.
Fillmore, Cal.—Ballard Fur. Store
Findlay, O.—Findlay Carpet Co.
Flint, Mich.—Skaff Rug Co.
Flint Fireproof Wine. Co.
Smith-Bridgman & Co.
Fond du Lac, Wis.—Hill Bros. D. G.
E. A. Sommerfeld
Ford City, Pa.—Thomas Flynn Co.
Fort Atkinson, Wis.—Bammel Furn.
Fort Dodge, Ia.—Home Furn. Co.
Fort Madison, Ia.—
C. Anderson & Bro.
Fort Scott, Kan.—
Coyan & Sons Furniture Co.
Fort Wayne, Ind.—Wolf & Dessauer
Fort Worth, Tex.—Greines Fur. Co.
Walter Poindexter Furn. Co.
Wilson Furniture Co.
Fostoria, O.—H. O. Ahlenius Co.
Frankfort, Ind.—M. B. Thrasher Co.
Freedom, Pa.—Hartzel Furn. Co.
Fresno, Cal.—Barker Furniture Co.
McMahan Furniture Co.
Pacific Furniture Co.
Fullerton, Cal.—McMahan Fur. Co.
Fulton, N. Y.—J. R. Sullivan
Galesburg, Ill.—Doyle Furn. Co.
F. A. Trebbe
Galion, O.—Carl Boehm
Gary, Ind.—House of Muscat
Radigan Bros.
Geneseo, Ill.—
Chapman's Dept. Store
Geneseo, Ill.—
Hart R. Sweeney & Son
Gibson City, Ill.—A. B. Silverstein
Girard, O.—C. R. Stewart & Sons
Glens Falls, N. Y.—Fowlers, Inc.
Gloversville, N. Y.—C. L. Stoner
Goshen, Ind.—Smith-Clark Co.
Grandfield, Okla.—G. O. Mount & Co.
Grand Island, Neb.—Paul Mangelsen
Grand Rapids, Mich.—Vander Sys.
Harris Sample Furniture Co.
Paul Steketee & Sons
Vandenberg Bros.
Wurzburg Dry Goods Co.
Grand Rapids, Minn.—
Geo. F. Kremer
Great Falls, Mont.—
E. B. Johnson & Co.
Green Bay, Wis.—
Baum's Dept. Store
Masse's Window Shade Co.
Greensboro, N. C.—
Colony Furniture House
Greensburg, Pa.—W. H. Maxwell
Ohringer Home Furniture Co.
Greenville, Ill.—Geo. V. Weise Co.
Greenville, Mich.—Greenville Furn.
Greenville, Pa.—Gibson Furn. Co.
Greenwich, Conn.—Mulwitz Co.
Grinnell, Ia.—Smith Furn. & Und.
Grove City, Pa.—Shelley Bros.
Hagerstown, Md.—Chas. H. Eyerly
Hamilton, O.—The Carpet House
Hannibal, Mo.—Avery Burch Furn.
Harrisburg, Pa.—Bowman & Co.
Hartford, Conn.—Flint-Bruce Co.
Brown-Thomson Co.
Samuel Donchian Rug Co.
G. Fox & Co.
Wm. H. Post Carpet Co.
Wise, Smith & Co.
Hastings, Mich.—Miller Furn. Co.
Hazleton, Pa.—I. Singer
Mrs. E. Reinhart's Sons
Helena, Mont.—Herrmann & Co.
Henry, Ill.—J. Watercott Co.
Hershey, Pa.—Hershey Dept. Store
Hobart, Okla.—Stanley Furn. Co.
Holland, Mich.—
Jas. A. Brouwer Co.
Hollywood, Cal.—Barker Bros. Inc.
Honeoye Falls—Walter E. Eden
Katz Bros.
Howell, Mich.—Glen H. Beurmann
Hubbard, O.—C. R. Stewart & Sons
Huntington, W. Va.—
Anderson Newcomb Co.
Fleeger-Withrow, Inc.
Huntington Park, Cal.—
Wrights Furniture Co.
Hurley, Wis.—Paul Dry Goods Co.
Hutchinson, Kan.—Graber Fur. Co.
Hutchinson, Minn.—Quast's
Idaho Falls, Idaho—Daniger Furn.
Independence, Ia.—Swan & Leytze
Indianapolis, Ind.—Colonial Furn.
People's Outfitting Co.
Inglewood, Calif.—Inglewood Fur. Co.
Iowa City, Ia.—Avery Furn. Co.
Ironwood, Mich.—Ketola Furn. Co.
Ithaca, N. Y.—Rothschild Bros.
Jackson, Mich.—L. H. Field Co.
Bishop Outfitting Co.
Vermeulen Furniture Co.
Jacksonville, Ill.—
C. Gustine Furniture Co.
Jamestown, N. Y.—Field & Wright
Abrahamson-Bigelow Co.
Jamestown Sample Fur. Corp.
Janesville, Wis.—Cain-Ashcraft Co.
J. M. Bostwick & Sons
Jasonville, Ind.—
Jasonville Hdw. & Furn. Co.
Jasper, Ind.—Jacob C. Lorey
Jeannette, Pa.—Euwer & Co.
Frank Levin
Jefferson City, Mo.—Milo R. Walz
Jesup, Ia.—E. Parker & Son
Johnson City, Tenn.—King's, Inc.
Johnstown, Pa.—Andrew Foster Est.
Joliet, Ill.—
Frank E. Fitzgerald Furn. Co.
Joplin, Mo.—Newman's Fur. Div.
Kalamazoo, Mich.—Gilmore Bros.
J. R. Jones Co.
Vermeulen Furniture Co.
Kankakee, Ill.—The Gladstein Store
Kansas City, Kan.—Glanville Furn.
Kansas City, Mo.—Davidson Furn.
T. L. Douglas
Kenosha, Wis.—Bode Bros. Co.
Kenton, O.—Huber Furniture Co.
Keokuk, Ia.—Linquist Bros.
Kewanee, Ill.—Larson Furn. Co.
Kirksville, Mo.—V. C. Travers
Kittanning, Pa.—
L. H. Nones & Co.
Knox, Pa.—John N. Boyer
Knoxville, Tenn.—Fowler Bros.
King Mantel & Furniture Co.
Miller's Dept. Store
La Crosse, Wis.—Tillman Bros.
Wm. Doerflinger Co.
La Fayette, Ind.—Reifers Fur. Co.
La Grande, Ore.—
W. H. Bohnenkamp Co.
La Grange, Ill.—Koshgarian Rug Co.
Lakeland, Fla.—Oates Furn. Co.
Lancaster, O.—Chas. P. Wiseman
Lancaster, Pa.—Hager & Bro.
Watt & Shand
Westenberger, Maley & Myers
Lansford, Pa.—Geo. C. Bright Co.
Lansing, Mich.—F. N. Arbaugh Co.
The Jury-Rowe Co.
La Porte, Ind.—Fenker & Co.
S. J. & H. Kessler Co.
Laredo, Tex.—Aug. C. Richter, Inc.
La Salle, Ill.—Fredman Bros. Furn.
Latham, Ill.—Guy O. Hathorn
Lawrence, Kan.—Veatch Furn. Co.
Lawton, Okla.—Clarence E. Zorger
Lebanon, Ind.—Adler & Co.
Lebanon, Pa.—Smith & Bowman
Leechburg, Pa.—Leechburg Furn.
Le Mars, Ia.—L. E. Mauer
Lewisburg, Pa.—J. C. Reedy
Lewistown, Pa.—D. C. Bowman
E. E. McMeen & Co.
Lincoln, Ill.—Avery & Comstock
Lincoln, Neb.—Gate City Co.
Hardy Furniture Co.
Miller & Paine
Lock Haven, Pa.—Smith & Winter
Lockport, N. Y.—Cunningham Bros.
Logan, Utah—Crystal Furniture Co.
Logansport, Ind.—H. Wiler & Co.
Long Beach, Cal.—Davis Furn. Co.
Latham, Ill.—Guy O. Hathorn
Los Angeles, Cal.—Bullock's, Inc.
Cannell & Chaffin
Los Angeles Furniture Co.
J. W. Robinson
Geo. C. Sagar & Son
Waddell Carpet Co.
Washington Furniture Co.
Louisville, Ky.—Stewart D. G. Co.
Hubbuch Bros. & Wellendorff
Lowell, Mass.—Robertson Co.
Lowellville, O.—A. M. Cunningham
Lyons, N. Y.—
Frederick Boeheim & Sons
McAlester, Okla.—
Chaney's Furniture Co.
McComb, O.—F. P. Diller Fur. Co.
McCook, Neb.—G. J. Pade Fur. Co.
McDonald, Pa.—Mel S. Moorhead
McKeesport, Pa.—The Famous
Chas. Bradford Co.
Macomb, Ill.—Reynolds Fur. Store
Madison, Ind.—Geo. C. Vail & Sons
Madison, S. D.—W. E. Bray
Madison, Wis.—Cain-Ashcraft Co.
Frautschi's, Inc.
Pettersen's, Inc.
Manchester, Conn.—Watkins Bros.
Manhattan, Kan.—Diehl Furn. Co.
Manitowoc, Wis.—Henderson-Hoyt
Urbanek Furniture Co.
Mansfield, O.—H. L. Reed Co.
W. E. Jones Piano & Furn.
Scattergood & Son, Inc.
Charles Schroer Co.
Manson, Ia.—Williams Furn. Co.
Marietta, O.—L. Gruber & Sons Co.
Marion, Ind.—Johnston Furn. Co.
Marion, O.—Frank Bros. Co.
Marquette, Mich.—Tonella & Rupp
Marshall, Minn.—
Middletown Fur. & Music Co.
Marshall, Tex.—B. B. Foster
Marshalltown, Ia.—
The Mickel Furniture Store
Marshfield, Wis.—Marshfield Fair
Rembs & Co.
Martins Ferry, O.—The Noble Co.
Massillon, O.—Spuhlers, Inc.
Mather, Pa.—Hamilton Supply Co.
Matoon, Ill.—Melvin R. Mount
Mauston, Wis.—Ensch & Crandall
Meadville, Pa.—J. H. Nunn Co.
Medina, N. Y.—H. LeBaron Hartt
Memphis, Tenn.—
B. Lowenstein & Bro.
Menominee, Mich.—Pfankuch Furn.
Merced, Cal.—Merced Furniture Co.
Mercer, Pa.—Earl C. Miller
Meriden, Conn.—Reed & Hoyod Co.
Merrill, Wis.—Livingston's
Mesa, Ariz.—Sale Furniture Co.
Miami, Fla.—Burdine's
Studio of Richard Plumer
Miami, Okla.—Ed. F. Millner Furn.
Michigan City, Ind.—Carsten Bros.
Middletown, Conn.—J. H. Bunce Co.
Wm. C. Holroyd Co.
Middletown, Pa.—H. S. Roth
Milford, Conn.—Wayside Fur. Shops
Milwaukee, Wis.—Art Furn. Co.
Baker Furniture Co.
Brill Furniture Co.
T. A. Chapman Co.
Concord Furniture Co.
Gimbel Bros.
Albert A. Heuer Co.
Mayer-Hughes Co.
McGreal Bros.
Middleton Floor Co.
Mueller & Steinhafel
C. Niss & Sons
Paetzold Furn. Co.
Ed. Schuster & Co.
Minneapolis, Minn.—Billman's
Boutell Bros.
W. R. Bruno Furniture Co.
The Dayton Co.
Moore & Scriver Co.
Nordvedt & Bolmgren Inc.
Truman Furniture Co.
Mishawaka, Ind.—Christianson Fur.
Modesto, Cal.—
Johnston-Wherry Furn. Co.
Moline, Ill.—Block & Kuhl Co.
New York Store
Monaca, Pa.—Batchelor Bros.
Monmouth, Ill.—E. B. Cowell Co.
Monongahela, Pa.—Bebout & Yohe
Monroe, Mich.—Floral City Fur. Co.
Stadelman's
Monroe, Wis.—John T. Etter
Monrovia, Cal.—Monrovia Fur. Co.
Mt. Gilead, O.—Craven Furn. Co.
Mt. Pleasant, Pa.—S. P. Zimmerman
Mt. Vernon, O.—Dowds-Rudin Co.
Mt. Vernon, Wash.—J. B. Laughlin
Muncie, Ind.—Ball Stores
Muscatine, Ia.—Christensen D. G. Co.
Muskegon, Mich.—
Pine Street Furniture Co.
Muskogee, Okla.—Stump & Kennedy
Myerstown, Pa.—Isaac N. Bahney
Nacogdoches, Tex.—
J. P. Summers & Son
Nampa, Idaho—Case Furniture Co.
Nashville, Tenn.—
Castner-Knott Dry Goods Co.
Nebraska City, Neb.—
J. E. Wessel's Sons & Co.
Neenah, Wis.—Jandrey Co.
Newark, N. J.—Hahne & Co.
L. Bamberger & Co.
Kresge Dept. Store
Newark, O.—John J. Carroll Store
Newcastle, Ind.—Johnston-Holloway
New Castle, Pa.—
New Castle Dry Goods Co.
New Haven, Conn.—H. M. Bullard
Chamberlain Co.
Edward Malley Co.
Window Shade Co.
New Kensington, Pa.—Euwer Bros.
New London, Wis.—
Cline & Learman
Newman, Cal.—Max Hoffman, Inc.
New Philadelphia, O.—Linn-Hert Co.
New York, N. Y.—Gimbel Bros.
Emerson Carpet Co
Lord & Taylor
R. H. Macy & Co.
James McCreery
W. & J. Sloane
Sullivan Carpet Co.
John Wanamaker
Niagara Falls, N. Y.—Jenss Bros.
Nichols, Ga.—Adam & Co.
Cornell & Daggett
Niles, O.—H. H. Hoffman Co.
Norfolk, Neb.—Ballantyne Fur. Co.
Norfolk, Va.—Wm. F. Smith Furn.
Normal, Ill.—A. T. Jackson
Norristown, Pa.—Frank Batdorf
Northampton, Mass.—McCallums
North Platte, Neb.—Higbee & Keys
North Vernon, Ind.—Fletcher-Dowd
North Warren, Pa.—Blomquist Fur.
Norwich, N. Y.—Chapman & Turner
Oakland, Cal.—H. C. Capwell Co.
Jackson Furniture Co.
Oak Park, Ill.—Vrooman Cpt. Co.
Oelwein, Ia.—Hintz Bros.
Ogden, Utah—Boyle Furniture Co.
Ogdensburg, N. Y.—
N. Frank & Sons
Oil City, Pa.—Welker & Maxwell
Kohl & Tucker Studios
Oklahoma City, Okla.—
John H. Ellis Co.
Harbour-Longmire Co.
The Kerr Dry Goods Co.
Okmulgee, Okla.—
Okmulgee Furniture Co.
Olean, N. Y.—Bradner's, Inc.
Omaha, Neb.—Corte Corzine
Thos. Kilpatrick & Co.
Oneida, N. Y.—Browne-Davis, Inc.
Ontario, Cal.—McMahan Furn. Co.
Ontario, Ore.—Peterson Furn. Co.
Orange, Cal.—Prosterfer Furn. Co.
Osage, Ia.—C. R. Champion & Sons
Oshkosh, Wis.—Henderson-Hoyt Co.
Oshkosh Rug & Drapery Shoppe
Oswego, N. Y.—Browne-Davis, Inc.
Geo. H. Campbell & Co.
Ottawa, Ill.—A. C. Rabenstein
Ottumwa, Ia.—W. H. Cooper & Sons
Owosso, Mich.—D. M. Christian Co.
Palmyra, N. Y.—
McKee & Hargraves
Palo Alto, Cal.—Peninsula Fur. Co.
Pampa, Tex.—Mann Furniture Co.
Pana, Ill.—Tex Bros.
Paris, Ill.—Weberg's Furn. Store
Parkersburg, W. Va.—Dils Bros.
Pasadena, Cal.—Frank E. Newman
J. H. Biggar Furniture Co.
Standard Furniture Co.
Paterson, N. J.—Van Dyk Fur. Co.
Pawhuska, Okla.—Wood's Fur. Co.
Pekin, Ill.—Pekin-Cohen Furn. Co.
Pendleton, Ore.—McKee Furn. Co.
Penn Yan, N. Y.—Lowns D. G. Co.
Peoria, Ill.—P. A. Bergner
Block & Kuhl Co.
Cohen Furniture Co.
Peru, Ind.—Central Furniture Co.
Senger Dry Goods Co.
Petaluma, Cal.—Nielsen Furn. Co.
Petrolia, Pa.—Clarion Furniture Co.
Philadelphia, Pa.—Fritz & LaRue
Gimbel Bros.
Jerrehian Bros.
Lit Brothers
McGinnity & Murta
Strawbridge & Clothier
John Wanamaker
Wilf Brothers
Phillipsburg, Pa.—
Adelman & Ratowsky
Phoenix, Ariz.—Allen Furn. Co.
C. M. Martin Hardware Co.
Pittsburg, Kan.—Earnhart Fur. Co.
Pittsburgh, Pa.—Boggs & Buhl
Campbells Home Furnish. Co.
Gimbel Bros.
Joseph Horne Co.
Kaufmans
Michigan Furniture Co.
Pittsburgh Merc. Co.
Rosenbaum Co.
Wayne Wall Inc.
York Supply Co.
Pittsfield, Mass.—England Bros.
Prince & Walker
The W. & J. Wallace Co.
Pittston, Pa.—Pittston Furn. Co.
Plattsburg, N. Y.—Ames Furn. Co.
Pocatello, Idaho—Standard Fur. Co.
Stevens, Inc.
Pomona, Cal.—Wright Bros. & Rice
Ponca City, Okla.—
Paul E. Moore Furniture Co.
Portland, Ore.—Frank Co.
Port Chester, N. Y.—Mulwitz Co.
Jos. Tunick & Sons
Porterville, Cal.—Price Hdw. & Fur.
Portsmouth, Ohio—Kring Fur. Store
Portland, Me.—Walter Corey Co.
W. T. Kilborn Co.
Portland, Ore.—Edwards Furn. Co.
Meier & Frank Co.
Paulson-Dorries Rug & Cpt. Co.
Portsmouth, N. H.—Margesons
Portsmouth, Va.—Furniture Co.
Pottsville, Pa.—L. Hummel's Sons
Pomeroys, Inc.
Poughkeepsie, N. Y.—Luckey Platt
The Wallace Co.
Prairie Du Sac, Wis.—L. E. Schultz
Pratt, Kan.—Law Furniture Co.
Princeton, Ill.—Larsen Fur. House
Prophetstown, Ill.—Helm & Helm
Providence, R. I.—Gladdings, Inc.
The Shepard Co.
Pueblo, Colo.—Pepper Furn. Co.
Watkins Bros. Furniture Co.
Punxsutawney, Pa.—Robinson Furn.
Quincy, Ill.—Roy Bennett, Inc.
Racine, Wis.—Christensen D. G. Co.
Rahway, N. J.—Koos Bros.
Raleigh, N. C.—Boylan Pearce Inc.
Reading, Pa.—Pomeroys, Inc.
J. O. Glase & Co.
C. K. Whitner Co.
Redlands, Cal.—McEwens Furn. Co.
Rensselaer, Ind.—Wright Furn. Co.
Rexburg, Idaho—Flamm & Co.
Rhinelander, Wis.—Hildebrand Co.
Richfield, U.—Christiansen Fur. Co.
Richland Center, Wis.—E. L. James
Richmond, Ind.—Romey Furn. Co.
Holthouse Furniture Store
Richmond, Va.—Jones & Davis, Inc.
Miller & Rhoads
Sydnor & Hundley
Rimersburg, Pa.—Clarion Furn. Co.
Riverside, Cal.—J. R. Westbrook
Robinson, Ill.—Fair Furniture Co.
Rochester, N. Y.—Sauer Furn. Co.
McCurdy & Co.
Sibley Lindsay & Curr
Wels & Fisher Co.
Rochester, Pa.—Hartzell Furn. Co.
Rockford, Ill.—Blomquist Fur. Co.
House of Lindberg
Rock Island, Ill.—Hill Furn. Co.
Rocky Mount, N. C.—Bullock Furn.
Rome, N. Y.—J. C. Bird & Son
Rushville, Ind.—Mauzy Co.
Rutherford, N. J.—
Hayman Furniture Stores Inc.
Rutland, Vt.—Calvin Hsfg. Co.
Sacramento, Cal.—Buy-Rite Fur. Co.
Hale Bros. Inc.
Saginaw, Mich.—Art Sample Furn.
Henry Feige & Son
Murphy & O'Hara
St. Cloud, Minn.—Frank Fandel Co.
St. Johns, Mich.—E. F. Boron
St. Joseph, Mich.—Troost Bros.
St. Joseph, Mo.—
Townsend, Wyatt & Wall
St. Louis, Mo.—Famous-Barr Co.
Gregerson Furniture Co.
Henry C. Hartenbach Cpt. Co.
Kennard Carpet Co.
Lammert Furniture Co.
Scruggs, Vandervoort, Barney
Stix, Baer & Fuller
Yacobian-Lynch Rug Co.
St. Marys, Pa.—John J. Rogan
Hyman M. Silman
St. Paul, Minn.—The Golden Rule
G. J. Seestedt & Co.
Furniture Co.
Salamanca, N. Y.—
O'Rourke & O'Rourke
Salina, Kan.—The Stiefel Stores Co.
Salt Lake City, Utah—
Bowers Home Appl. Store
I. & M. Rug & Lin. Co.
San Angelo, Tex.—Household Furn.
San Antonio, Tex.—
W. R. Dallas Furn. Co.
San Bernadino, Cal.—
McMahan Furniture Co.
San Diego, Cal.—H. L. Benbough
Burnett Furniture Co.
The Marston Co.
San Francisco, Cal.—Breuner's
The Emporium
Lachman Bros.
Redlick Newman Furn. Co.
Sterling Furniture Co.
J. H. Wiley
San Gabriel, Cal.—Mutual Fur. Co.
San Jose, Cal.—Robinson & Sons
San Marino, Cal.—
Donn Thomas & Co.
San Pedro, Cal.—McMahan Fur. Co.
Santa Ana, Cal.—Don Andrews Fur.
Ira Chandler & Son
Santa Barbara, Cal.—
Henry Levy, Inc.
Santa Cruz, Cal.—
Samuel Leask & Sons
Santa Monica, Cal.—Clark Fur. Co.
Santa Paula, Cal.—King Furn. Co.
Santa Rosa, Cal.—Santa Rosa Furn.
Saratoga Springs, N. Y.—
E. D. Starbuck Co.
Schenectady, N. Y.—
The Wallace Co.
Scottdale, Pa.—H. C. Hurst
Scotts Bluff, Neb.—Scofield Stores
Scranton, Pa.—Cleland Simpson Co.
Stoehr & Fister
Seattle, Wash.—Del Teet Furn. Co.
Ernst Hardware Co.
Martin Furniture Co.
Sebastopol, Cal.—Starr Furn. Co.
Seward, Neb.—Gass Furniture Co.
Seymour, Ind.—Heidenman Fur. Co.
Shamokin, Pa.—Haupt's Dept. Store
Sharon, Pa.—Sharon Stores
J. M. Willson & Sons
Sheboygan, Wis.—John Ballhorn
Shelbyville, Ind.—
Bryant Roth Cpt. & Drap. Co.
Shelbyville, Ky.—Wadlington's Co.
Sherman, Tex.—Hall Furniture Co.
Shreveport, La.—Bowley Furn. Co.
Sigourney, Ia.—Schipfer Bros.
Sioux City, Ia.—Anderson Fur. Co.
Sioux Falls, S. D.—Donahue Furn.
Shrum-Johnson Inc.
South Bend, Ind.—Ellsworth Store
Shidler Bros. Co.
Spartanburg, S. C.—Aug. W. Smith
Vogel & Son
Spencer, Ia.—Twetten Furn. Co.
Spokane, Wash.—Carman Mfg. Co.
Tull & Gibbs
Springfield, Ill.—A. Dirksen & Sons
Springfield, Mass.—
Forbes & Wallace Co.
Frederick Carmit, Inc.
Springfield, Mo.—Adams-Wilson Co.
J. L. Long & Sons
Wheeler Furniture Co.
Springfield, O.—
The Edw. Wren Co. Inc.
Springville, N.Y.—Weismantel Bros.
Sterling, Colo.—Scofield Stores
Steubenville, O.—The Hub Store
Albert Zink Co.
Stevens Pt., Wis.—
Boston Furn. & Und. Co.
Stillwater, Okla.—W. R. Clift Furn.
Stockton, Cal.—Levinson Furn. Co.
Streator, Ill.—Chas. A. Metcalf
Sturgis, Mich.—H. E. Beadle
Sunbury, Pa.—Francis A. Brill Co.
Superior, Neb.—John A. Mullet
Superior, Wis.—Rudolph's Furn.
Syracuse, N. Y.—Dey Brothers
C. E. Chappell & Son
I. Fleischman & Sons
John J. Hand, Inc.
Tacoma, Wash.—Craig Furn. Co.
Fisher Co.
Neff & Co.
G. W. Paulson Co.
Taft, Cal.—Taft Furniture Co.
Taft, Tex.—Cage Hardware Co.
Tama, Ia.—Mason Furniture Co.
Tamaqua, Pa.—Seligman & Co.
Terre Haute, Ind.—Silverstein Bros.
Tiffin, O.—H. W. Richards Co.
Sneath-Baker Co.
Tipton, Ind.—Suite & Barrum
Titusville, Pa.—Shreve Interiors
Toledo, O.—LaSalle & Koch
Menter Rug & Cleaning Co.
Howard R. T. Radcliffe Co.
Troshaft Bros.
Topeka, Kan.—Crosby Bros. Co.
Toronto, O.—
C. E. & Lawrence Hughes
Trenton, N. J.—J. B. Van Sciver
Troy, N. Y.—Wm. H. Frear Co.
R. C. Reynolds
Tulsa, Okla.—Bull Furniture Co.
E. & A. Dumit
Mayo Furniture Co.
Turlock, Cal.—
A. L. Peterson Furniture Co.
Turtle Creek, Pa.—Faller Bros. Co.
Twin Falls, Idaho—
Moon Paint and Furniture Co.
Two Rivers, Wis.—Beduhn Fur. Co.
Uniontown, Pa.—Peoples Fur. Store
Wright-Metzler Co.
Utica, N. Y.—Dawes & Judkins
Robert Fraser, Inc.
Orson Van Dyke
J. B. Wells & Sons
Valparaiso, Ind.—C. E. McCormick
Ventura, Cal.—Rogers Furn. Store
Verona, Pa.—E. N. Miller & Co.
Vicksburg, Miss.—Feld Furn. Co.
Victoria, Tex.—A. & S. Levy Co.
Vincennes, Ind.—Schuitheis & Sons
Visalia, Cal.—Reitz Furn. Co.
Walla Walla, Wash.—Empire Furn.
Wallingford, Conn.—
Wm. C. Holroyd Co.
Warren, Pa.—Metzger-Wright Co.
Washington, D. C.—The Hecht Co.
Woodward & Lothrop
Washington, N. J.—Ford Furn. Co.
Washington, Pa.—Caldwell Store
Sharp's Furniture Store
Waterbury, Conn.—
Hampson, Mintie & Abbott
Waterloo, Ia.—Nichols & Gates

"I LIKE THE DELICATE PATTERNS SO MUCH BETTER THAN PLAIN COLORS."

". . . AND IT'S A JOY TO HAVE YOUR RUGS BIG ENOUGH TO FIT YOUR ROOMS"

HOLMES *LOOMTEX* WILTON

All-Wool, High Pile for Utmost Luxury underfoot . . . Subtle Patterns of delicately Etched Swirls in Friezé Yarns . . . Colorings, left to right: *Laurel Green, Sun Tan, Dubonnet, Rose Quartz, Cobalt Blue.* Also available in *Foam Green and Horizon Blue.*

'RUGS Cut from ROLLS' Up to 15 Feet Wide

NOW—FASHION COMES TO FLOORS . . . in *Holmes Styled* Broadloom Wilton for Fall. Clear, jewel-like Colorings with a delicate tracery of Pattern to get away from "*that plain look.*" Think, too, of the countless hours of housework saved . . . foot markings and shadings show less. (Even spots are not as noticeable.)

9' WIDE 12' WIDE 15' WIDE

In Any Desired Length

27" Widths for Wall-to-Wall Carpeting and for Stairs and Halls

Today . . . Choose your favorite Basic Colors from LOOMTEX, *Luxuriant Pile, Outstanding in Quality, or* TUXCRAFT, *Suprisingly Low Cost for Full Room Sizes.* Buying Rugs From Rolls up to 15 Feet Wide you're sure of getting them large enough to really fit your Rooms, leaving only the correct narrow margin of floor.

HOLMES *TUXCRAFT* WILTON

True Tone-on-Tone in smart New Decorator Colorings . . . Sturdy All-Wool Pile for many years of hard wear, yet priced surprisingly low for room-size Rugs . . . Colorings, left to right: *Vatican Red, Marine Blue, Burgundy, Jade Green, Cedar.* Also available in *Horizon Blue.*

Halls and Wall-to-Wall Carpeting) up to 15 Feet Wide for Large Rooms. You are welcome to drop in and look over the many Samples on Display. Bring the Measurements of your Rooms and Samples of Materials you are using in your Decorative Schemes.

want at the price you want to pay. At most stores you can easily arrange for Time Payments. If your town is not listed, write Archibald Holmes & Son, Erie Avenue & K Street, Philadelphia, Pa. naming the Store where you like to buy.

My magazines become IMPORTANT RECORDS

JAMES A. HARVEY

After reading The American Home for years, the idea suddenly came to me that the articles were so interesting and the subjects of such importance, in both a personal and a business way, that I must do something about cataloging them so that when I wished to refer to a particular article I could find it immediately. After some thought and a few experiments, I arrived at a system that has proved to be so valuable that not to pass it on to other readers would be selfish.

I had passed through the stage of clipping articles and pasting them into bulging notebooks where, with no arrangement in mind, they were more difficult to find than when left in the magazines. Also, I had long since overcome the habit of putting clippings between the pages of books or hiding them in already overloaded drawers never to be found. Often during my clipping sprees I was confronted with a problem next to impossible to solve. It was the attempt to save articles that appeared on both sides of the same sheet. My custom was to clip the more important one and in so doing mutilate the other. There are among us those who possess hundreds, even thousands, of clippings. Soon the space allotted to each subject is filled, and a larger space is then set aside which after a time also proves inadequate. What is the result? There are clippings on the same subject, which should be in one place, filed here and there and in the dust-laden attic.

The system I use now has stood the test of time. It takes care of thousands of articles and the space allotted to each subject can never become clogged; nor can items be thrown out of alphabetical order. The subjects are arranged alphabetically in a loose-leaf notebook. There is a page for every subject. According to this system the articles are not clipped; the magazine remains intact. Less time is involved now than when clipping and pasting articles in scrapbooks. The accompanying drawing illustrates how a page is ruled, and the column headings suggested are self-explanatory.

To keep each subject separate from the others, caption the pages with their respective subjects. The caption is put close to the top of the page and three inches from the right-hand side. The thought here is that when leafing the pages rapidly, the page titles can be very easily read. Only one subject is placed on each page. When that page becomes full another page can be inserted, thus keeping the book strictly in alphabetical order. Paper is not expensive. Sort your magazines chronologically, then number them on the front cover in the upper right-hand corner and in a uniform place on the binding. Before perpendicularly ruling a quantity of paper, rule one sheet as indicated in the



An American Home reader explains his method of filing helpful articles for future reference

Get Your Copy of the NEW Fourth Edition

There has been such never-ceasing demand for The American Home Book of SMART INTERIORS—more than 60,000 copies have already been bought—that it has again been necessary to publish still another edition. Here are thousands of ideas for color schemes, furniture arrangements, fabrics—practical suggestions for every room in your house.

American Home Book of

SMART INTERIORS

210 pages, 156 up-to-date plans, 935 helpful illustrations, 35 pages in color.

Send for your copy today. It costs only $1.00 anywhere in the United States. And we guarantee to refund your money if you are not entirely satisfied.

Only $1.00

The American Home
251 Fourth Ave., New York

drawing, then test the width of the columns with your handwriting. If the columns do not exactly meet your writing requirements change the widths of the columns.

When a new magazine arrives number it. If it contains an article that proves to be informative or of special interest turn to the correspondingly captioned page in the notebook and record it. Several hints should be dropped here that will make the notebook more useful. Some readers may wonder why it is suggested that you should jot down in the notebook the number of the magazine and also the date of the issue. The notebook gives the number of the magazine because selecting a magazine from the files by a serial number is much simpler than by the date of the issue. The date of the issue is carried in the notebook as a matter of information. When referring to the notebook in looking up a certain article, the date of the issue tells exactly when the article was published. Also, associating the title of an article with the date of publication offers a certain relationship that brings the contents of that article more clearly to mind.

The question arises—why record the name of the magazine every time? As you come across articles in other magazines, or in books or pamphlets, the title of the publication should be recorded in enough detail so that you can immediately put your hands on it. Record the name of the author, as you may have favorites among writers, and when you have kept this notebook for some time you will be able to turn with a great deal of satisfaction to many articles written by your favorites.

At least half a dozen lines should be left between postings. In this space you can make notations of the salient points brought out in the article. Often, when referring to the notebook, a minute or two spent reading these brief notations may be all that is necessary to refresh your memory as to the contents of the article or give you a clue as to which article you wish to refer to in the magazines. These notations can be as brief or as detailed as you wish.

There are occasions when the title of an article does not exactly explain the thought you wish to associate with it. In such a case either jot down your version in the "Title of Article" column or begin the notation with your own paraphrasing of the title.

When you find that you are not necessarily interested in all of an article, an important thing to remember is that you can record valuable information contained in any part of it. When reading the article make an appropriate pencil notation in the margin and post the page and the subject of this excerpt in your notebook.

A SUITE OF
.. Colonial MAPLE.. by Virginia House

EVERY DETAIL OF THIS SUITE SPELLS ROMANCE

Headboard of bed actually reproduced from wagon-wheel; footboard formed by replicas of horseshoes and anvil. Drawer pulls with anvil motif. Unique blacksmith shop panels and sledge hammer decorations.

(Bed shown in smaller illustration above is optional.)

As THRILLING as the ringing sledge . . . as quaint as the smithy's shop . . . and as colorful as the smithy's forge . . . is this distinctive creation in Maple by *Virginia House*. Simple and sturdy, yet graceful and charming, the "VILLAGE SMITHY" symbolizes . . . in motif and design . . . the life and labors of the "Village Blacksmith", whose sterling, lovable qualities are so dramatically portrayed in Longfellow's melodious verses.

SEE *Virginia House* MAPLE and CHERRY ON DISPLAY AT LEADING FURNITURE AND DEPARTMENT STORES

Virginia House
MAPLE AND CHERRY
Created and Manufactured by Virginia-Lincoln Furniture Corporation, Marion, Virginia

CLIP this COUPON Send 15¢ (coin preferred) for the big new *Virginia House* booklet which is filled with many practical decorating plans and suggestions by a nationally known decorator.

Virginia House, MARION, VIRGINIA- Dept. AH 1
I enclose 15c. Please send me your beautiful new 32-page booklet illustrating *Virginia House* Maple and Cherry, including many practical decorating plans and suggestions.
Name
Address
City State

a PAINTING TIP from the builders of NEW HOUSES

For extra whiteness—and long paint life—do as the owners of these houses did. Specify Cabot's DOUBLE-WHITE.

Connecticut: A typical New England country house—with the extra whiteness of Cabot's DOUBLE-WHITE. Architects: Campbell and Lacava of Danbury.



Minnesota: A spacious residence, which shows the effectiveness of Cabot's DOUBLE-WHITE on brick, stone and wood. Architect: Hans C. Larson of Minneapolis.



California: This house also illustrates the beauty of Cabot's DOUBLE-WHITE on various materials. Architect: Robert H. Ainsworth of Pasadena.

Double-White *stays* white — because it is not affected by gases in the air which discolor many paints. Made by our patented Collopaking process which divides the pigments finer, it gives you greater hiding power and longer life. **FREE**—*The Little White Book.* Shows many prize-winning DOUBLE-WHITE houses. Contains full information. Write Samuel Cabot, Inc., 1235 Oliver Building, Boston, Mass.

Cabot's

DOUBLE-WHITE

and Gloss Collopakes
(COLLOIDAL PAINTS)

Another important trick in recording is cross-indexing. Often you come across an article that pertains to more than one of the subjects in which you are interested. This article (or fraction of article) should be posted under every page in the notebook that is descriptive of its subject matter.

When you are especially interested in the study of a certain subject, more exact information can be found through the use of the notebook by breaking down the subject into every ramification that presents itself. For example, suppose for either a personal or a business reason you are interested in architecture or building; under the general subject of "Houses" there should be pages alphabetically arranged for every type of house that has been described in the magazines. This would save scanning over long lists of all kinds of houses, as here you would find a separate sheet with several articles and plans listed on that one particular style.

This brings up the matter of what are subjects for page captions and when and how are new subjects added to the notebook. The handling of subjects should be very flexible. Whenever your interest becomes stimulated in any subject, caption a page appropriately even though you have never found an article to record. Later when one presents itself the page is ready. On the other hand, when you happen to be thumbing idly through the notebook and find a page which you do not care to keep you can destroy it. It is best, however, to think twice before destroying pages upon which notations have been recorded.

Since often one seems at a loss to know just how to start a system, I am suggesting a list of subjects which I have picked from my notebook containing 327 pages. Subjects in this list which are of no interest to you should be crossed out. The remaining subjects will remind you of certain others that are of special interest to you. Make the notebook and caption the pages. The postings in it will come one by one.

After reading an article that proves interesting, turn to the correspondingly captioned page in the notebook and record the number of the magazine, the name of the publication, the date of the issue, the page number, the title of the article, the author's name, and a few pertinent notations. A glance up the page in the notebook will recall to mind other articles on this same subject. Every entry added strengthens this reference file you are building. The re-reading of a complete list of articles will help you to become exceptionally well informed on a particular subject.

A notebook of a hundred pages (a hundred subjects) is a wide diversification of subject matter. It is estimated that a thousand items can be posted in the notebook from thirty-six issues of THE AMERICAN HOME. According to this estimate the average notebook page would contain ten references. Ten references on any one subject is a set of references that is worth many times the ten minutes required to record them. Added to this are the references recorded from other sources of information. With this as a background you can talk with authority on any of these subjects. The source of information can be referred to instantly if a question arises. This notebook of references will soon be the most used book in the home or office.

Classifications

Air Conditioning
Antiques
Arbors
Barbecue Ovens
Beam Ceilings
Beds, Bedding, Quilts
Building Materials & Equipment
Canning (Fruits & Vegetables)
Children's Playgrounds
Cleaning of Anything
Closets
Dishes
Draperies & Curtains
Electrical Equipment
Evergreens, Care of
Farms
Fences
Fireplaces
Floor Coverings
Flowers
Furniture
Furniture, Slip Covers
Gadgets
Garages
Gardens
Glassware
Greenhouses
Heat
Houses
Household Accessories
How-To-Make Articles
Insects
Insulation, House
Interior Decoration
Lamps
Landscaping
Laundry
Lawns
Marine Designs
Mirrors
Mulching
Parties
Pewter
Picnics
Pictures & Picture Hanging
Pitchers
Plant Diseases & Insects
Plants, Shrubs, etc.
Pools
Porch Furniture
Pottery
Pruning
Recipes
Refrigeration
Roofs
Rooms (page for each room)
Swimming Pools
Tablecloths & Table Service
Transplanting
Trees
Wallboard
Wall Decoration
Wallpaper
Weather Vanes
Windows
Workshop, The Home
Wood Paneling for Walls & Ceiling

NEW HEATING DISCOVERY!

OLD HOT WATER SYSTEMS MADE TO GIVE *UNIFORM HEAT . . .* MARVELOUS COMFORT

Your old hot water boiler now can be a source of more comfort than you ever dreamed possible. *A revolutionary new kind of control system,* called Hoffman Hot Water Controlled Heat, positively assures you of an *even,* comfortable home temperature from Fall to Spring.

Temperature just right for comfort

The operating units of this system maintain a *continuous circulation* of hot water to the radiators. Temperature of the circulating water is regulated by a set of dual controls to the exact degree required to keep your home at a constant temperature in any kind of weather. Radiators are never too hot—never too cold.

Any type of oil, gas or stoker-fired hot water system can be equipped with Hoffman Controls. Whether you are building or modernizing, get all the facts first on this comfort-economy system.

Low Cost Domestic Hot Water

Including an Indirect Water Heater with Hoffman Hot Water Controlled Heat Equipment will give you year around domestic hot water, at unbelievably low cost.

HOFFMAN
Hot Water
CONTROLLED HEAT

Hoffman Specialty Co., Inc., Dept. AH-10
Waterbury, Conn.
Send me your free booklet on Hoffman Hot Water Controlled Heat.

Name_____
Address_____
City_____ State_____

I found happiness in a one-room shack!

[*Continued from page 43*]

not in this way be wasted.

Canning came in the hottest part of the summer—and it gets very warm here. It was Mollie who came to my rescue and showed me how to can vegetables and later wild game that was given me. Bob attended to the details when Emmaline went the way of all pigs. Mollie helped me make sausage, and the hams and bacon were cured for future use in their smokehouse.

With all the other work there was always my impatience to remake the inside of the shack, to get it in shape before winter. This was done in scattered fragments of time gathered up here and there. Originally it consisted of two small rooms, with a chimney in the center of the partition. I tore out this partition myself and from the boards made two corner cupboards in the living end of the room for bright pottery dishes, Indian bowls and baskets. When

Stop Scratching Enamel!

For Housewives who take pride in their kitchens! A heavy, reversible, rubber drainboard mat to save sink and dishes. A heat-resisting stove mat to save marring your range . . . or other enameled surfaces. And—a rubber covered dish drainer basket for rinsing and drying . . . saves chipped dishes. They reduce kitchen clatter. Attractive color ensemble. Standard kitchen colors: red, green, blue, black, and white. See them at leading stores. If not sold locally, send check or money order. Specify color wanted. Address Wooster Rubber Co., East Bowman St., Wooster, Ohio.

Rubbermaid
HOUSEWARE
WOOSTER RUBBER CO. WOOSTER, O.

ZIM JAR OPENER

Patented
Tested and Approved by Good Housekeeping Inst.
"Opens anything that wears a cap"

Jars (including Mason jars), Glasses, Bottles, Cans, with screw caps, pry-up caps, friction caps, vacuum caps, crown caps. (Also tightens screw caps)
This is a wall fixture—swing it up when you want to use it, or down when you want it out of the way—it's always in place.
There are no adjustments to make. Made of steel for lifetime service. Lasting silvery finish, $1.00—Chromium, $1.25—Guaranteed.
If your dealer cannot supply you, order direct.

Screw Cap

ZIM MFG. CO.
3639 Carroll Ave., Station D, Chicago, Ill.

NEW IMPROVED **NO-SEW** NOW ONLY 10¢

NO MORE MESSY SEWING of stuffed fowl! Just lace and unlace quickly, neatly, with new Stainless Steel No-Sew. Sanitary. Everlasting. Set complete with heat resisting lacing cord, 10c. Special price on 12 or more to Ladies' Aids, Bazaars, on this popular money-maker.

M. E. Heuck
Dept. A-10
241 Senator Place
Cincinnati, Ohio

50c MONOGRAMMED GIFT!

New Crystal SNUFFER Ash Tray, with hand engraved, 3-letter monogram. Stacks...deep bowl ...easy to clean! An Ideal Gift! 4 for $1.50; 12 for $4. Postpaid in U. S. Hundreds of gift items in our new Catalog. Get your free copy now.

CLOVER LEAF CRYSTAL SHOPS, INC.
60 EAST MONROE STREET Dept. J-4 CHICAGO

Gifts ★ HUNDREDS ★ OF UNUSUAL GIFTS FROM THE WHOLE WIDE WORLD —France, Cape Cod, England, Poland, Finland, China, India, Hollywood, Bali, Etc.

The NEW Kellogg Catalogue is full of original and surprising "Finds" all pictured and described for you. Inviting prices, from 50c up. Each article is attractively wrapped and comes to you postage paid with our guarantee of your complete satisfaction.

Write NOW for your FREE Copy
Robert W. Kellogg Co.
Spring Field Mass
71 Hillman St.

the ancient, dilapidated paper was torn down from walls and ceiling, wide cedar boards were revealed which I stained a soft, weather-beaten gray. From scraps left from the partition and a big packing box, I made a bookcase. This, the inside of the cupboards, and the shelves were painted a deep rust in vivid contrast to the walls and my gray rug. The floor was painted the same deep rust, and under the window looking out across the porch I built a small shelf-table with a bench on either side, all painted rich, delphinium blue.

I wanted a fireplace; the room would not be complete without one. Beyond the meadowland, along the edges of the forest and creek, was an abundance of sand-colored stones that could be used. Jim, a local mason, offered to remodel the chimney and build in the fireplace for a very small sum.

I baked a big cake, went into town and rounded up some half-grown youngsters and several quarts of ice cream. With the lure of a couple of dollars and plenty of eats they set to work carrying rocks while Jim set them in place. Even I helped carry the rocks and some of them I set in place, as I wanted to learn how. Jim taught me how to mix mortar, too. Now the wide, soft-colored chimney completely hides the range behind it on the kitchen side.

All this took time; curtains and furniture covering had to be left until winter when there was no outside work, and for days I was shut away in a white, isolated world. Finally completed, the room is a place of loveliness to me, with its brightness on dark days, and at night the lamp or candle-light so much softer than electricity. Why do we all love candlelight and an open fire? Is it a dim racial remembrance brought down through countless ages of fire and torch-light flickering on cave walls that shut us securely away from a new and frightening world?

The first year was not easy. Often I was exhausted and I had much to learn. Neither fruit nor vegetables did well, and most of my reserve of food was used. Yet for several months my income was not touched, and every day I am more deeply thankful I made this move. This year has been better. The barn was torn down, putting the space into kale for a larger flock of chickens. The logs are lying now up against the fence along the upper slope of the meadow, waiting for the snow to cleanse and sweeten them. In the spring I shall build a one-room house from them up where they now lie. The cost will not be much. A little lumber for flooring and built-in furniture. Jim will help me with the fireplace, and there will be a window looking

CHOOSE YOUR INSULATION as carefully as Kitchen Equipment

AND YOU'LL BUY . . .

• Important as efficiency . . . permanence . . . and economy are to planning a kitchen, they're even more important in selecting insulation. For when kitchen equipment fails, you can replace it, but you can't easily replace insulation!

Before you decide on any insulation, make sure! Investigate for yourself and see what each offers.

Judge for Yourself

SO EFFICIENT is Presstitched Kimsul* that authorities rate it in the top efficiency bracket. And Presstitching prevents Kimsul from being expanded beyond its most efficient density . . . so its high efficiency is maintained after installation.

SO PERMANENT is Presstitched Kimsul that it not only resists fire, moisture, and vermin, but it does not settle, shift or sift.

SO ECONOMICAL is Presstitched Kimsul . . . both to buy and install . . . that in many new homes the cost of insulating with it is covered by the savings in the size of the heating plant. In old homes its cost is usually repaid by fuel savings within a few years.

Don't live in an uninsulated home any longer. Enjoy a cooler summer and a warmer winter. Install Kimsul. Ask your contractor or dealer or use coupon for facts.

*Reg. U. S. & Can. Pat. Off.

Kimsul
Year 'Round Comfort
Permanent Protection
Pays for Itself

KIMBERLY-CLARK CORPORATION (Kimsul Division)
Established 1872 Neenah, Wis.
122 E. 42nd St., New York • 8 S. Michigan Ave., Chicago
Send Free book "Kimsul—Year 'Round Insulation"
AH1039
Name_____
Address_____
City_____ State_____
Planning New Home ☐ Modernizing ☐

NEW LAP TABLE

Rests on any chair arm. Rigid, steady. Convenient for Sewing, Reading, Writing, Studying, Drawing, Games, Cards, etc. Can be tilted for use as reading tray in bed. New hinged, telescopic, fold-away leg adjusts to any chair height, any angle. Attractively finished in light brown, solidly built. Top 26" x 30", has rounded corners and raised rim. A welcome piece of furniture for the whole family. Ideal for Student use. **Priced low—Only $1.25.** Postpaid. If your dealer does not stock, order direct. Send 10c for catalog of new Woodenware.

G-H SPECIALTY COMPANY
Dept. A-2 Milwaukee, Wisconsin

FOR QUICK EXTRA CASH

Sell 50 Assorted CHRISTMAS CARDS *with Sender's Name* $1

Earn up to $5 in a day. Take orders for sensational value name-imprinted Christmas Cards, 50 for $1. All one design or **assorted.** Also Religious, Humorous, Business Christmas Cards, all with sender's name, same low price. Liberal cash profit for you. **Just show free samples** to friends and others. Earn money easily. No experience needed. Also boxed Assortments to sell at 50c and $1. Send for FREE Outfit.

SEND FOR FREE SAMPLES

GENERAL CARD COMPANY
400 S. Peoria St. Dept. P-634 Chicago, Ill.

Enjoy
CASEMENT WINDOWS
that always work smoothly



Before you build or modernize, see the revolutionary new Ives Casement Operator for outswinging casements. Operates through screen, easily, and continues to work properly—because of 6 engineered features. Makes ordinary operators obsolete. Yet Ives superior casement hardware costs no more. Ask your hardware dealer to show you working model. *Write us for folder A.*

H. B. IVES CO., New Haven, Conn.
Quality building hardware since 1876

A family album tells the story of
Lasting Comfort
with Balsam-Wool
...THE SURE WAY TO INSULATE



"WHEN JUNIOR WAS THREE"

. . . that's when this family decided to have a cooler house in summer . . . and bigger fuel savings every winter . . . by insulating their new home. And because they wanted their insulation comfort and savings to LAST, they chose Balsam-Wool: the SURE way to insulate.

"THE BOY GREW OLDER"

. . . his health protected by the enduring efficiency of Balsam-Wool—proved by 18 years of use in the nation's homes. You see, Balsam-Wool meets *every* requirement of service. It won't settle or pack down inside walls. It is sealed against all moisture . . . windproof, fire-resistant . . . termite-treated.

...SO INEXPENSIVE FOR YOUR PRESENT HOME!

In your present home, you can substantially increase comfort and fuel savings... at amazingly low cost...by insulating the attic with BALSAM-WOOL. Complete satisfaction assured by a money-back guarantee! Mail the coupon for full details!

See Nu-Wood Sta-Lite tile in Western Pine Association Home at both New York and San Francisco Fairs

Balsam Wool
THE SURE WAY TO INSULATE

Balsam-Wool . . . Products of Weyerhaeuser . . Nu-Wood

WOOD CONVERSION COMPANY
Room 114-10, First National Bank Bldg.
St. Paul, Minnesota
Gentlemen:
Please send me further information on Balsam-Wool for ☐ New Construction ☐ My present home

*Name*_____
*Address*_____
*City*_____ *State*_____

out to the mountains. I still have material for curtains, and this winter I will braid rugs and make bright patchwork quilts for it. This house will not be for my own use. There will be a fire laid ready and the latchstring hanging out until some one comes who needs the healing of the forest.

Last evening the first of the wild geese flew southward. Soon snow will be drifting deep on trees and meadow, but I am prepared. My shed is piled high with wood. In the cellar are bins of apples and root vegetables. The shelves are full to overflowing with canned fruit, jelly, chicken, and vegetables. There is a crock of eggs and one of butter, bought from Mollie; and a large jar of wild honey from a tree Bob found deep in the forest. I have dried venison; also hams, bacon, and sausage from a pig that followed in Emmaline's footsteps.

The big cupboard along the end of the porch is filled with staples, including dried beans and peas from my own garden.

I have an economic security I could never have had in town, but aside from this I have gained intangible values beyond price—the deep satisfaction of knowing that this security is the result of my own efforts, that I have planted dry, brown seeds, and worked with sun and rain and earth to produce the food I shall eat. My own hands have re-built outbuildings and house and helped to lay the hearth for my fire. I have stood on clear, cold nights and looked out beyond this small earth into immensity of space where stars are thick past human counting—"For who shall measure the stars." I have heard the owls calling in the dark forest; and coyotes yip-yapping across the hills as they have since the world was young, with that cry that holds all the loneliness and heartbreak of an earth-bound soul. I have learned that human kindness is still a rich and ever-flowing stream. Here I have found peace of mind, steady nerves, and strength of body. The winds that blow about the outer world cannot touch me, for I have found a haven and perfect contentment.

A get-acquainted program for commuting fathers

[*Continued from page 25*]

parent will find some bridge to cross the gap, especially in these days when women share so many of the activities formerly reserved for men.

I know a father, an enthusiastic gardener, who has succeeded in transmitting some of his enthusiasm to his daughter. During the winter months they pore over the seed catalogues together, choosing with care the flowers for the next summer and planning the improvements they will make in their garden as soon as the season permits. When spring comes, they can be seen almost any hour of a week end, down on their knees, working side by side.

Or take the case of another friend who is an ardent tennis player. All three of Bob's daughters were given rackets and lured onto a court at a tender age. With the oldest now fifteen, they are all accomplished players, as I had the opportunity to learn one enjoyable summer week end which I spent as a guest at their camp in the hills of Vermont. The main cabin faces a fine tennis court, and though the family indulges in many interesting occupations, nothing in the program is more important than tennis. Last winter the eldest daughter made a very creditable showing in the Junior Girls' National Indoor matches. There's nothing distant about the relationship of that father and his girls.

Music is another common interest that can be joyfully shared. This may be confined to music appreciation as with one father and daughter that I know who are happiest when attending a fine concert together. Or it may be actual participation as in another case where a father plays violin in a trio which also includes one daughter as pianist and another as cellist.

One fine open-sesame to father-daughter companionship is interesting collections. A ten-year-old of my acquaintance started a collection of match covers. She enlisted her father's coöperation and before long they were poring over albums containing nearly 1500 different covers which they had collected jointly. That same father, who hadn't done any collecting since he was a youngster, went from an assistantship on match covers to a proprietorship on first issues of magazines, and found an eager assistant in the match-cover daughter. It was great fun, and I can speak authoritatively because Babs and I were the principals!

That leads me to tell of another scheme which has played an important part in building up a close friendship between my two girls and me. We call it the "children's hour" and its inspiration came from that delightful poem by Henry W. Longfellow which goes as follows:

"Between the dark and the daylight,
When night is beginning to lower,
Comes a pause in the day's occupation,
That is known as the Children's Hour."

Business and social engagements sometimes interfere, but I do my

When careful plans...

A NEW HOUSE is an event: exciting, fascinating. Only the best we can afford will possibly do. And in no part of the house is quality and taste more important than in the bathroom.

Bring realization



MATCHED KOHLER BATHROOM

EVERY INCH of their Kohler bathroom just as they'd planned it! Safe, low-rimmed Cosmopolitan Bath . . . new, shelf-space Jamestown Lavatory with wall-free towel bars . . . new, quiet Placid closet . . . all matched to each other, all with big chromium-plated *Kohler* valves, spouts and drains designed and built for a lifetime of satisfactory plumbing service.

Ask your Master Plumber about Kohler fixtures and fittings from Kohler Village. Ask him, too, how reasonably they can be yours—for bathroom, kitchen and laundry. Write for free 4-color booklet. Kohler Co. *Founded 1873.* Kohler, Wisconsin.

WRITE FOR FREE BOOKLET

KOHLER OF KOHLER
PLANNED PLUMBING AND HEATING

FREE!

Please send me your beautiful 24-page booklet, in 4 handsome colors, containing new plans and color schemes for bathrooms and kitchens. Address: Kohler Co., Dept. 1-C-10, Kohler, Wisconsin.

☐ I HOPE TO BUILD
☐ I HOPE TO REMODEL

Name_____
Address_____

COULD I WRITE A BOOK ABOUT WORMS!

I've whelped five families in my day — and sure as death and taxes, they've all had worms! But I must admit the Master's a great help on that score.

"Worms!" he says, looking up from the new Sergeant's DOG BOOK. "That means Sergeant's PUPPY CAPSULES." So we dose the pups and the worm scare's over. Those capsules really do the job — just the way SURE-SHOT CAPSULES clean me out!



That Sergeant's DOG BOOK and I have taught the Master plenty! The new edition has a swell article by Albert Payson Terhune. Get your free copy at a drug or pet store — or with this convenient coupon.

Sergeant's
DOG MEDICINES

POLK MILLER PRODUCTS CORP.
Dept. GA-10, Richmond, Va.
Please send a free Sergeant's DOG BOOK to:
Name
Address State
City

More Cellophane Envelopes for Your Menu Maker

You can obtain additional cellophane envelopes for your Menu Maker. They cost 50c for 50 or $1.00 for 100. Write to

The AMERICAN HOME
251 Fourth Avenue New York, N. Y.

FOR QUICK, EASY, ECONOMICAL DECORATION

A room can be painted in an hour or two. Lovely flat finish in a wide range of pastel and deep colors. No brush marks . . . no streaks. Mural-tone comes in concentrated paste form . . . water *only* is added to thin it. Truly an amazing paint . . . durable, sanitary, easy to use. No wonder that painters recommend this high quality paint for interior decoration. Tear this ad out as a reminder to see your dealer; or write The Muralo Co., Inc., Box A-7, Staten Island, New York. (Founded 1894.)

mural-tone WALL PAINT
Beautiful . . . Durable . . . Sanitary
Economical—one coat covers and hides

best to work plans out in such a way that the early evening period will be free. Dinner is ready to serve when I get home from my train and when everything goes well, there's a precious hour between dessert and the half past seven bedtime of my younger daughter, Patsy.

When the "children's hour" was inaugurated, some years ago, as a "child's hour," it was strictly a reading period. The choice of book was left with the little guest of honor, although a certain amount of guidance and advice was offered as unobtrusively as possible. Naturally, the books chosen were for children. You'd be surprised, though, unless you've tried it yourself, to know how enjoyable they were to the adult portion of the group.

Two of the very first subjects were "Alice in Wonderland" and "Through the Looking Glass." Even though you haven't the excuse of a "children's hour," I know you would enjoy renewing acquaintance with Alice. You may remember the story perfectly but I'll guarantee that the rereading will bring out points you never dreamed were there.

This isn't a review of children's books or a guide to the youngster's reading list; so, I'll just mention a few of the books we enjoyed together. From the old favorites we included such stories as "Hans Brinker or The Silver Skates," and "The Prince and the Pauper." With these we mixed newer books, such as the popular "Mary Poppins" stories.

I must tell you about our experience with "Little Women." Though one of the best-liked books on our list, we never finished it during "children's hour." Babs celebrated and sorrowed with Meg, Jo, Beth, and Amy, and followed their every activity with breathless interest. But half way through, when the girls began to grow up and marry, it was just too much for Babs. She preferred to keep them as little-girl friends instead of letting them get way ahead of her. Maybe she'll finish the book some day, but that day hasn't come yet. Until it does, there seems no particular advantage in forcing her.

But I'm getting ahead of my story. As the evening period moved from day to day, so did Babs progress with her reading lessons at school. One night she decided she would like to change places with Daddy—in activity if not in position! She read remarkably well, with only a little help over the difficult words, and her reading ability improved amazingly. In a comparatively short time it was a real pleasure to listen to her and it was no surprise when word reached me from school that Babs was doing remarkably well with her reading aloud in class.

Send for this

FREE BOOKLET

Webster Electric Company, Racine, Wisconsin (O)
Send me your FREE booklet "How to Choose a Good Oil Burner", which contains illustrations and other data which will enable me to buy wisely.
Name
Address State
City

. . . that tells you how to choose A GOOD OIL BURNER



The cleanest, most convenient, and most fully automatic way to heat your home is with oil—and a good oil burner.

Oil is economical. It is clean—in delivery, storage, and burning. A good oil burner heats your home with no effort on your part. Just set the thermostat.

If you plan to build, buy, or remodel your present home, consider a good burner. The best are equipped with Webster Electric Fuel Units and Webster Electric Ignition Transformers. The Fuel Unit is the "fuel supply system" of a burner, and the Transformer is the "ignition system". Without dependability in these two parts, you cannot be absolutely sure of good burner performance.

While this company *does not* manufacture oil burners, yet over 500,000 burners have been equipped with Webster Electric Fuel Units and Transformers. Your dealer recommends them.

for CLEAN CONVENIENT FULLY AUTOMATIC HEAT... CHOOSE A *Good Oil Burner!*



This Free Booklet Tells You How →

WEBSTER ELECTRIC COMPANY
Racine, Wis., U.S.A. Est. 1909
Export Dept.: 100 Varick St., New York City. Cable Address: "ARLAB" New York

Webster Electric
"Where Quality is a Responsibility and Fair Dealing an Obligation"

Hospitality is at its Genial Best when warmed by the Mellow Glow of the WESTERN PINES*

Formality can go no farther than the threshold of this chummy recreation room. Paneled in sunny knotty Western Pine, well waxed and polished, these friendly walls invite the soul to sociability.

The Western Pines are marvelously versatile woods. Shadowy-grained, soft-textured, they lend themselves to a multitude of distinctive decorative treatments.

Write today for a copy of "Western Pine Camera Views," the photographic story of the charm of the Western Pines. It's free. Western Pine Association, Dept. 116-F, Yeon Building, Portland, Oregon.

*Idaho White Pine *Ponderosa Pine *Sugar Pine

THESE ARE THE WESTERN PINES



No PLASTER CRACKS in Our WALL-TEXED WALLS"

BE proud of your walls when you entertain this fall. Redecorate *now* and give your rooms the lovely, *lasting* beauty of Wall-Tex canvas coverings. "Not a plaster crack in our Wall-Texed living room, hall or kitchen after six years," says one delighted user. And another smart homemaker writes: "After *washing* our Wall-Tex, it is even more beautiful than when new!"

All of the richly textured Wall-Tex finishes are non-absorbent and honestly washable with soap and water. The strong, closely-woven canvas base conceals and prevents unsightly plaster cracks. These *plus* features of Wall-Tex add up to *greater beauty* and *less redecorating expense.*

Scores of beautiful patterns—all honestly washable

Over 200 distinctive Wall-Tex patterns are available. Send for free portfolio and sample swatches, so you can see their remarkable beauty and test the durable canvas.

WALL·TEX
DECORATIVE WALL CANVAS

MAIL COUPON FOR FREE BOOK

COLUMBUS COATED FABRICS CORPORATION,
Dept. A-109, Columbus, Ohio
Send me Wall-Tex portfolio with colorful illustrations, including Wall-Tex swatches.

*Name*_____
*Address*_____
*City and State*_____

The next change in the program came some months later when Babs had grown a little more game-conscious. Of course she had been playing games with her friends for quite a long time, and had played with us, too, but not as part of the regular program. One night she rather diffidently suggested that we play parcheesi instead of reading. I assured her that it was her own period and that if she would prefer playing to reading, it was all right as far as I was concerned.

From then on we sometimes alternated between games and reading, and sometimes ran in cycles, with games getting all of our attention for a week or more, and then reading coming in for its share of attention. Monopoly became a prime favorite, and card games were added to the repertoire.

Then came the most important change of all. Patsy became old enough to join us. The books were stepped back to a more youthful level, the games were cut down to the simpler ones. But no one minded—having Patsy with us was so much fun.

Whatever is done, the children are made to feel that this evening period is their own time. Occasionally there is a real treat and a box of candy is passed to them just as it would be to a grown-up, without the usual admonition of, "Now take a very small piece!"

This particular plan has resulted in many benefits. Both children are doing outstanding work with their reading at school. Both of them have developed a real love for books which will stand them in good stead in the years to come. But the most important result of this program, or any other that can be developed to bring father and children closer together, is perfectly expressed in that same beautiful poem by Longfellow which originally inspired our "children's hour":

"I have you fast in my fortress,
And will not let you depart,
But put you into the dungeon,
In the round-tower of my heart."



Columbia
OFFERS
NEW STEEL SLAT
METALITE BLINDS
OF BEAUTY

THE NEWLY perfected Columbia METALITE Blinds have flexible spring steel slats with colorful baked enamel finish. Small bundle-space . . . rust proof . . . will not warp . . . light and easily cleaned. The last word in Blind economy. These custom built Blinds are fully equipped with Automatic Safety Stop, Worm Gear Tilt and Sway Stop. Write for sample of METALITE to The Columbia Mills, Inc., 225 Fifth Avenue, New York.

● In a corner, a little-used closet—in no more space than a comfortable chair requires, you can install a Weisway Cabinet Shower. A leakproof, self-contained bath, complete with shower head, valves and drain! Easily, quickly installed; no special treatment of building walls or floor.

Vitreous porcelain, non-slip floor; safe, sanitary, permanent. Weisway brings new enjoyment to shower, the modern way to bathe. Models for all types of homes, new or old. Learn how you can have an extra bath, now, at small cost.

MAIL COUPON for details, no obligation.

WEISWAY Cabinet Showers

HENRY WEIS MFG. CO. (Est. 1876)
1608 OAK ST., ELKHART, INDIANA
Please send complete information about Weisway Cabinet Showers for [ ] present home [ ] new home.

Name_____
St._____
City_____ State_____

Take 1 dull stairway

[*Continued from page 27*]

maining rubbers still in the family, and similar extras. Chests that can be decorated to suit can be had in most department stores, antique shops, or country auctions. Changing the lighting fixture, as we suggest in this hall, often makes just that special difference between a good job and a mere makeshift.

Still with one eye on the budget, the only stairway that requires any architectural change or real carpentry work, is achieved by plywood and radiator paint, a simple lamp that comes for about nine dollars, and a fancy mirror that looks pretty garish in its tawdry gold frame but, since it costs under ten dollars and takes unto itself an air of elegance when its frame is painted white, is a good buy. Box the old stairway in and paint it white. Paint the stairwall with aluminum paint and when it is good and dry mark off wide stripes with Scotch tape and paint between the alternate stripes with gold. The effect will be as "high style" as anything—gold and silver walls, a little plushy chair (who is going to know that it started life as an inexpensive boudoir chair?) and a shiny black painted floor, unless you can shake the pig again and get black linoleum.

And if you have always craved pine-paneled walls but the exchecquer won't stand it, paper with lovely blond wood wallpaper and do a fine tropical effect that looks cool and serene. Use a huge single flower print like the white magnolia framed in bamboo, a very dark green or blue linoleum floor, and replace the central lighting fixture with a white wire one put at the head of the stair. Add to this a big white plant stand decked with potted plants. It's really as simple as that.

If you have a passion for plaids, and we frequently do, make a dado of either plaid wallpaper or gingham. Paint the handrails white and hang huge tassels on the newel post. Then hide the old lines of the stairway itself with a plain paneled screen, painted to look like beveled panels with the plaid below, a nice little French provincial arm chair upholstered in linen, an old handspun sheet for instance, since it won't get much wear.

Now don't, for mercy's sake, ever again let us hear you say, "Oh, just get enough of the living room paper to do the hall, and I suppose we might as well repaint the stairway just as it is. I don't like it so very much but what else is there to do?"



Columbia

OFFERS

WINDOW SHADES

IN THREE NEW COLORS FOR FALL

DECORATORS' choice of three new colors for smartly tailored windows – LEGHORN, PARCHMENT AND PEACHSKIN. These attractive colors in translucent genuine cloth window shades. Made for long wearing. They may be bought from your nearest shade shop, department or furniture store at prices to suit your budget. Write today for samples of these beautiful colors. The Columbia Mills, Inc., 225 Fifth Avenue, N. Y.

MIMI: *"Whether a deb's luncheon or dinner for visiting royalty, Lynn's parties do have glamour."*

MARGO: *"You can do it for a song. Just set the table with Rock Sharpe Crystal."*



WEAVING a mystic web of romance is *"Elaine"*, one of the new designs in the Rock Sharpe Crystal collection. Fair as the Lily maid of Camelot, delicate enchanting beauty is hand-cut in crystal of sparkling purity and slender grace. Sizes from goblets to cordials.

Start a set, at **60c** to **75c** each (price depends on pattern and locality). At leading stores everywhere. Folder on request. Dept. L-1, Cataract-Sharpe Mfg. Co., Buffalo, N. Y.

FOR COUNTRY RECRUITS

Part II

Ernest Bogert

Drilling the well for a safe and adequate water supply for the country home was discussed in Part I in September

IT IS seldom that you can draw directly from an elevated source of water supply to your house fixtures, though that is of course an ideal condition. Therefore, it is necessary to raise the water from your well to a storage tank so that a large supply of water may always be available in a steady flow, this supply being taken from the well in dribs and drabs, so to speak, instead of in a steady stream. Thus the well gets a chance to fill up between pumpings.

Water is pumped directly from the well into the storage tank. This pump should be located as near the well as possible—directly alongside, or over it if the well is a deep one. Of course the nearer the house the well is placed, the better. If within twenty-five or thirty feet of the house, the pump can be placed in the cellar. Ordinarily, though, the well is located some distance from the house, in which case the pump is best placed in a pump house properly insulated or in a pit which can be entirely underground. It should be remembered that cold weather makes a motor harder to start and less efficient, as you may have observed in the case of your automobile, and your pump should be kept above freezing temperature.

Pumps are separated into two classifications, deep well and shallow well installations. These terms do not refer to the depth of the well, but to the distance below the pump of the low water level. The dividing line between the two types is about twenty-five feet.

The principle on which the deep pump works is this: The casing or pipe has been sunk the necessary distance which depends on the character of the soil. Inside this casing is what is called a drop pipe, which is just another pipe of smaller diameter than the casing, and this drop pipe goes down below water level and con-



PHOTOGRAPHED FROM LIFE

"SNOWY" SAYS—"Utica sheets are enough to make a sleepyhead out of anybody . . . they look so snowy-white and feel so soft and smooth . . . just the sheets for purr-fect sleep.

"Uticas are the sheets born with nine lives, you know . . . That's why leading hotels report using and laundering Utica sheets over 260 times—equal to more than 10 years normal home service . . . Remember, too, that is *twice* the wear light weave sheets usually give.

"Naturally, there are reasons why Utica sheets wear so long and never turn mouse-gray . . . They are made from a select cotton and guaranteed to contain no artificial filler to wash or wear off. *P. S. Buy Uticas in the 108-inch length—the correct length for correct bed-making—the length that doesn't pull out at the bottom.*"

★ *FREE "SNOWY" PICTURE BOOK* ★

Beautifully printed 32-page book containing 6 life pictures of "Snowy"; time and money saving pointers on bed-making, laundering, sheet sizes. Mail coupon or post card.

Copyright 1939, Utica and Mohawk Cotton Mills, Inc.

Utica and Mohawk Cotton Mills, Inc. Also makers of Utica Percale—Mohawk Muslin—and Mohawk Percale Sheets. Dept. AH8, Utica, N. Y.

*Name*_____

*Street*_____

*City*_____ *State*_____

UTICA AND MOHAWK COTTON MILLS, INC. UTICA, N.Y. SHEETS UTICA REG. U.S. PAT. OFFICE PILLOW CASES QUALITY GUARANTEED

Born with 9 Lives

YARN

TREMENDOUS SAVINGS

FREE—Surprise Gift Offer. Free instructions, sample book 1001 colors. Just out. Winter Style Flash 73 models. Write for our "Something New List." **WOOL TRADING CO., Estab. 1920, 361 Grand St., Dept. O-10, New York City.**

Landscaping is Profitable

Fascinating career or hobby for men and women. Interesting profession. Learn at home in spare time. Send for free booklet "Success Thru Landscape Training." Give age, occupation.

American LANDSCAPE School, 5107 Grand Ave., Des Moines, Iowa.

NEW KITCHEN BOOK FREE

TO HELP YOU BUILD OR REMODEL • This 16-page book, just printed, is full of ideas on arrangement and conveniences for your kitchen. 23 kitchen photos, 36 illustrations of cabinets and accessories, show the importance of metal cabinets for a smart, sanitary kitchen . . . Book also tells how to get *free* plan and estimate. St. Charles steel cabinets are of highest quality . . . quiet, substantial and beautiful . . . will not swell or shrink, warp or stick. If you own your home, or plan to build, you can have this book free.

MAIL COUPON TODAY

St. Charles Manufacturing Co., St. Charles, Illinois
Please send copy of new kitchen book AH-3.

☐ I own my home
☐ I rent my home
☐ I plan to remodel
☐ I plan to build

NAME_____
ADDRESS_____
CITY_____ STATE_____

St. Charles Steel Kitchen Cabinets

THIS COMPLETE STERLING SERVICE

grows with my needs and budget!

Here's the easy, sensible way to own the finest of modern Sterling! Individual 6-piece place settings . . . each in a separate tray. Each tray nests with the other trays, as you acquire more place settings, forming a handsome "Built-Up Chest" as you go.

Here are patterns *safe* against the fickleness of style changes! Meadow Rose is richly decorated . . . ornately distinctive. And Colonial Fiddle is beautiful in its sincere simplicity . . . its lovely symmetry of line.

Ask to see these attractive patterns—and other equally lovely designs—at your jeweler's! Or write today for the helpful booklet, "The Watson Way to Acquire Your Sterling." The Watson Co., 3109 Watson Park, Attleboro, Mass. New York . . . Chicago . . . Los Angeles.

Watson Sterling

SOLD ONLY BY FINEST JEWELERS

tains the mechanism for bringing up the water. This mechanism consists of a long rod jointed in several places for convenience, but acting as a unit just as if it were all one piece. At the bottom of this rod is a plunger which dips into the water and pulls up say six inches of water into the inner pipe. As the plunger goes down for the next filling of water, a valve closes so that the water stays in the supply pipe. When the supply pipe or drop pipe is full, every time the plunger brings a supply of water from the well into the inner pipe, it pushes an equal amount of water up out of the well and into the supply system or tank. From this explanation, it can be seen that the valves which prevent water from flowing back into the well will need periodic adjustment or replacement, as they must be kept proof against a down-flowing column of water above. Pumps for shallow wells are of the familiar suction type which most of us have operated by hand. The principle remains the same, but for the deep well the pumping is done by a motor.

It should be emphasized that any pump you buy should be a standard make, preferably one that is well advertised and made by a firm of reputation long in the business. Thus, as with a reputable make of automobile, you are assured of replacement parts should they ever be needed. When hesitating between two equally well-known makes, it is better to pick the one which has the better local dealer, just as you would if selecting an oil burner.

Most pumps for country residences are run by electricity, as automatic starting is easily provided. With other forms of power, it is customary to start them by hand. All types of pumps can or do have automatic shut off. If electricity is not available, power can be furnished by a gasoline motor or by a windmill, and there are a number of manufacturers making them. The elevated tank operated by a windmill should hold a week's supply of water—about 5,000 gallons.

After the water is pumped from the well, it is made available for house use in one of two ways. One, by pumping it into an elevated tank which is most usual when a windmill or a gasoline motor is used; the other, by pumping the water into a compressed air tank.

The elevated tanks are so familiar a sight on farms that just about everybody has seen them. They may be built either of wood or metal and are constructed so as to be comparatively freezeproof. The pipes leading from them are well insulated. If the tank is to be used for part of the year only, as in a summer home, metal is favored. Tanks of either metal or wood are made by a number of reputable manufacturers.

In order that the elevated tank may supply water with sufficient force, the bottom of it should be placed at least fifteen feet above the roof of the house. Otherwise there will not be enough force when you open a faucet on the top floor. It is for that reason that tanks placed in the attic are not as satisfactory as when in a more elevated position.

The compressed air tank system is generally favored in residences, as it does not take up any ground space and is therefore more sightly. This tank works as follows: Water and a small amount of air are pumped in. As this pumping goes on, the air already present in the tank is compressed until a pressure of forty pounds is reached, when the pump automatically shuts off. Now when you open a faucet, the water is under sufficient pressure to flow out strongly. As the water flows out, naturally the air which has been compressed is under less and less pressure. When the pressure gets down to around twenty pounds, the motor starts up again automatically and pumps in enough air and water to restore the forty-pound pressure.

The reason why air is pumped in with the water is that water absorbs air; if no air were pumped in, the supply of air in the tank would gradually dwindle through being absorbed by the outflowing water, and the tank would become waterlogged as the supply of air would be so diminished that the tank would not operate correctly. An automatic air valve on the tank assures a proper proportion of air.

From the above, it can be seen that only part of the water in a compressed air tank is available for practical use—somewhere between 20% and 30% of the capacity of the tank. Thus a forty-gallon tank will not have forty gallons on tap, but only about ten gallons.

Now we come to the size tank to use. We can have either quite a small tank or one that is comparatively large. The customary size is around forty-two gallons. Tank and pump are often mounted on one base.

The compressed air tank is generally placed in the cellar where it is easily accessible and protected against freezing. Even though the cellar may be comparatively warm, the water in the tank will seldom be even two or three degrees above what it was in the well. With unusually large tanks, where the water is not completely changed so often, it may sometimes be advisable to

ARE YOU GOING TO BUILD?

Every home is built around its windows. The beauty of walls, arrangement of furnishings,—comfort, livability, heating economy—all depend on the right windows.

How important then, to buy *Good Windows* . . . beautifully designed, soundly constructed, leakproof and weathertight. You'll probably buy windows only once in your life, so get all the facts you need, *before you decide.* Learn why "only the rich can afford poor windows."

FREE Send for this interesting and helpful booklet called "Only The Rich Can Afford Poor Windows." Mail coupon below.

ANDERSEN CORPORATION
Dept. AH109, Bayport, Minnesota
Gentlemen: Send me at once without obligation your booklet "Only The Rich Can Afford Poor Windows."

Name.....

Address.....

City.....State.....

I'M YOUR NEW HANDY MAN

Famous industrial cement now in handy tube for home, school, office

● At last! An easy-to-use household cement that sticks *all* surfaces—glass, cork, felt, wood, metal, leather, plastics! Result of years of laboratory experiment, Casco Flexible Cement contains shockproof liquid rubber and *Casein,* basic ingredient of famous moistureproof CASCO Powdered Casein Glue. Forms permanent, flexible joint that can't "crack" loose.

Clean to use. You can *roll* excess Casco Cement from fingers, materials.

Large tube, 25c at hardware stores.

FOR FURNITURE, BOATS, etc.

For workshop gluing of permanent, heavy-duty, weight-bearing wood joints use famous CASCO Powdered Casein Glue Strong, water-resistant, easy-mixing, used cold.

10c to 65c at hardware stores.

CASEIN COMPANY OF AMERICA
350 Madison Ave., New York City

"CRYSTAL-light"
your table in the radiance of fine H glassware

CRYSTOLITE

Furnish your tables in brightness! *Crystolite* (patented) is deftly moulded to reflect lights in sparkling, shimmering beauty. You'll love every piece of pure crystal, hand-wrought. Modestly priced, in complete assortment at leading stores. Write for folder. A. H. Heisey & Co., Newark, Ohio.

HEISEY'S
HAND-WROUGHT H GLASSWARE

BRIGHTER THAN NEW!

Watch your aluminum ware sparkle, when you use amazing

CLUB ALUMINUM CLEANER

developed by the makers of famous Club Aluminum Products, Chicago

FREE RECIPE IN EACH BOX

READY CUT HOMES

$416 and up. Freight paid. Save $500 or more. 75 home plans to select from, including 10 new feature 1939 designs. All modern, practical, distinctive, complete. Simple plans for easy assembly. Includes all lumber, insulation, roofing, bronze weather stripping, built-in features, attractive one-panel doors, latest hardware, nails, lath, summer varnish. Also, tourist cottages, garages, etc. Information and plans for FHA financing, requirements on request. For new 1939 full color catalog, with floor plans, send 25 cents to cover mailing. International Mill and Timber Co., Bay City, Mich.

NEW COLOR CATALOG FOR ONLY 25¢

A-10-9

STERLING HOMES

SHOP AT HOME THIS EASY WAY

Send for

FREE BOOK

WITH OVER 2000 UNUSUAL

XMAS GIFTS

No crowds. No rush. No "same old", trite gifts. Shop from your easy chair—from our complete assortment of gifts from all over the world! Unique, distinctive things for every name on your Xmas list. Satisfaction or your money back. Write for our FREE BOOK now!

Gifts for Men
Gifts for Women
Novelties
Accessories
Leather Gifts
Jewelry
Watches
Diamonds
Xmas Cards
Gift Wrappings

DANIEL LOW & COMPANY
America's Smartest Mail Order Gift House,
300 Essex Street, Salem, Mass.

insulate the tank so that the supply may be cool and refreshing at all times.

The only likelihood of trouble with a compressed air tank itself is a leak. If properly protected and of quality material of sufficient thickness, this is a remote contingency.

A good motor and pump require practically no attention outside of keeping the brushes clean and lubrication or oiling. About the only trouble which may develop is that in course of time valves will need adjusting or replacement, and the air pressure valve on the tank may need adjustment.

The compressed air tank is generally used only when electricity is available, as automatic starting is almost an essential. With other fuels, quite a large tank is necessary, and the motor is started by hand once a day.

The size of tank does not materially affect the cost of operation, which will probably be less than your usual city water bills. With a shallow well system, the cost will be about one kilowatt per 1,000 gallons delivered against pressure. With a deep well system, one and a half kilowatts per 1,000 gallons against pressure. From the above, it can readily be deduced that the cost of operating a system depends on the number of gallons delivered and not on the capacity of the system.

How to know when the pump or motor is about to give you trouble? Sluggishness of supply is an indication, but there is no sure way to anticipate trouble, as you will know for sure that something has gone wrong only when you turn on the faucet with no results.

There is, however, an almost sure way to prevent trouble, and that is to have the system inspected twice a year. Points of wear or necessary adjustments can be spotted long before there would be a failure of service, and steps can readily be taken to avoid any interruption of service. To give you some idea of the expenditure necessary for a thoroughly satisfactory system for an average family of five, not to include well or supply pipes, the cost will be around $300.

How do we go about arranging for a system? The first thing to do is to decide what you are going to use water for, how much you will need every day, and when you will need it. For instance, how many baths or showers a day? Will you need water for laundry done at home? Will the car be washed in your garage? How big a lawn are you going to have? Are there any animals for which water should be supplied? What is likely to be your maximum number of guests and how much water will they

Such SLEEPING COMFORT as you've never known

If you have never slept under a Kenwood Famous Blanket, you have missed one of the rich enjoyments of life. For it covers you with gently draping folds, a luxurious mantle of warmth without weight. It caresses you with comfort, coaxes you to sleep, treats you to a glorious night of relaxing rest.

Woven of the world's choicest long-fibered wools, deeply and securely napped, the Kenwood Famous is made to last a lifetime. After years of use and countless washings, it is fluffy and fleecy, soft in texture, beautiful in color—always like new. Ask to see a Kenwood Famous at your favorite fine store.

Free! How to Choose and Care for Blankets

Send for your copy of this practical guide to blanket buying. It gives correct blanket sizes for all types of beds, tells how to wash blankets, shows the new Kenwoods in full color. Just send a letter or postal to Kenwood Mills, Dept. K-7, Empire State Bldg., N. Y. C.

KENWOOD WOOL PRODUCTS

Kenwood Blankets

TO THOSE WHO LIKE THE FINE OLD COLONIAL ATMOSPHERE

Send For This Interesting Handbook on 18th Century Reproductions

Your appreciation of the refinement and dignity which characterized the aristocratic living of pre-Revolutionary days will be greatly heightened by the fascinating story told in Kindel's new edition of "18th Century Reproductions." Not a catalog — it is an authoritative handbook that, with picture and text, will delight you. Full of ideas, authentically presented. You may have a copy for the asking. Please include 10c for handling and postage costs.

KINDEL FURNITURE COMPANY
Grand Rapids, Michigan

Pieces illustrated are from Kindel's extensive open stock collection of expertly made 18th Century Reproductions, shown at leading stores.

Mail this coupon to Department AH
Kindel Furniture Company, Grand Rapids, Michigan
With 10c to cover cost of handling and postage

A BOOK YOU WILL WANT TO KEEP

NAME_____

ADDRESS_____

CITY_____ STATE_____

From the Kindel Workshops of Grand Rapids where 18th Century Bedroom Furniture is authentically reproduced, you will receive a complimentary copy of this valued book on 18th Century Reproductions.

Their GOSSIP hurt.. but it opened my eyes

I'd just come in, when I overheard: "Next time Jane invites us over, we'll be 'busy.' I can't *stand* that old-fashioned light of theirs.. the glare makes my eyes burn. Why doesn't someone tell them about light conditioning?"

I was in tears when Harry came home, but he crashed through with an idea that made me cheer up. "Let's get Jones next door to help us; he works for the lighting company!"



That man was an angel! He came over and told us how to begin light conditioning.. to have, as he put it, enough light for easy seeing wherever eyes are used. He suggested the right size G-E light bulbs and a couple of I. E. S. Lamps.

No 'busy' excuses now! Our friends are glad to come in for an evening of bridge. And better light is grand for the children's eyes, as well as ours.

Costs little to begin light conditioning. Ask your dealer to help you choose the right size G-E MAZDA lamps and begin to have better light for better sight.

100-watt only... 15¢
150-watt... 20¢
15, 25, 40, 60, 75-watt **15¢**



GENERAL ELECTRIC
MAZDA LAMPS

G-E also makes a lamp for 10c..7½, 15, 30, 60-watt sizes. It's marked GE

use? Will you need water in case of fire? Are your water requirements likely to be concentrated or scattered over the day? And so on. For instance, when you are watering the lawn you will use about 300 gallons an hour. Therefore to have water available for other purposes, you must have a system capable of supplying as much more than 300 gallons an hour as requirements may dictate.

Next, locate a reliable plumber experienced in water supply systems. Go over your problems with him. In unusual cases, you may find it advisable to consult an engineer, but generally this is not necessary. Your plumber can help you find a well driller, as this part of the contract is generally let by the owner entirely separate from the rest of it.

Check and double check

When all the details of your installation are decided on and before you sign the contract, check these things carefully:

1. Is the tank big enough?
2. Are you sure the capacity of the well you want is sufficient to assure you an adequate supply of water in dry weather?
3. Will the pump deliver enough water to cover your maximum requirements at any one time?
4. Will pressure be sufficient to deliver plenty of water to your highest fixtures?
5. If the tank is to be in the house where a leak might cause damage, is proper provision made to drain off surplus water to guard against damage from a leak?
6. Are pump and tank properly protected against freezing and dampness?
7. Is the well to be at least one hundred feet away from a septic tile field or cesspool?
8. Has the purity of the supply been tested, or will it be?
9. Are electric wires large enough to carry the pump load, and are supply wires to be carried in metal conduit? (They should be.)
10. Are tank, pump, and motor all of standard make manufactured by a reliable firm?

And then, when your water supply is installed and in operation, all you have to do is to enjoy it thoroughly.

—And wield the paint brush indoors too!

[*Continued from page 32*]

you have to get rid of every bit of the wax. Take whatever you are going to paint out of doors and really go to town with gasoline, benzine, naphtha, or any of those nice explosive cleaners, though gasoline is perhaps the best. Be cautious in their use.

If all of this business has raised the grain, or just to do a professional looking job anyway, sand the surface lightly with double O sandpaper.

Go into a conference with your paint dealer and follow his advice to the letter. Get the best paint available for your purpose; get as much as the dealer tells you is necessary if you haven't had experience; and mix it as he says, unless you get a ready-mixed one and he has one of those fascinating whirligigs that does the job for you. Buy good brushes in the right sizes and take care of them by standing them in a jar of turpentine. When you have finished with a color, wash the brush thoroughly in either turpentine or soap and water and dry it well. Brush the paint on in long even strokes and don't run the brush dry or it will make ridges. At the same time don't overload the brush. Dip about half of the bristles in the paint and knock out the excess against the edge of the can. If you squeeze the brush out by drawing it over the edge of the can it is likely to be too dry. Don't bear down on the brush when you're painting, brute strength will avail you little and you might as well save it

Cultivate your patience between coats, though it almost kills you. If you put a second coat of paint on before the first one is thoroughly dry it will, in time, give a shirred effect which is not the thing good painters strive for. Two coats are usually enough, though three are necessary on bare wood. It is a pretty good idea to have a plan of action so that whether you're working on wall, woodwork, or furniture, you won't find that you have no way to get out of the room—or have nothing to take hold of to turn the table around.

In painting woodwork, gloss looks simply beautiful and calls attention to the fact that it has just been applied. It is much the best for surfaces that have to be washed a lot such as bathrooms, kitchens, and nurseries, but there is something pretty professional about the restrained tones of mat finish. For general use, semi-gloss looks awfully well and still isn't too shiny.

When it comes really to changing the character as well as the face of furniture, a little good decoration goes a long way. Simple stencils, in case the blood of a Botticelli runs a little thin in your family, are mighty handy and make the whole business child's play. Select your designs with some thought about the place you are going to put them, how they will fit and fill the space, and whether there is enough repetition to make them interesting or

DRAINBOARDS!
Spick-and-span, Sanitary
...what a joy!

"When it's CLOROX-CLEAN ...it's disinfected"

HOW TRUE it is, that once the drainboard is tidy the whole kitchen seems cleaner! And when you go a step further and make your drainboard spick-and-span and sanitary with Clorox... what a joy! Clorox deodorizes, disinfects, removes numerous stains from tile, enamel, porcelain, linoleum, wood surfaces. Clorox provides protective cleanliness in laundry, kitchen, bathroom... has many important personal uses. Directions on label.

Copr. 1939, Clorox Chemical Co.

AMERICA'S FAVORITE BLEACH AND HOUSEHOLD DISINFECTANT

CLOROX

BLEACHES · DEODORIZES · DISINFECTS
REMOVES NUMEROUS STAINS...Even Scorch, Mildew
PURE · SAFE · DEPENDABLE

"Where in the world do you pick up so much information?"

ALL his friends ask the same question, because his conversation shows him so well informed on every subject. His secret is simple—open to anyone! For years he has had "the MERRIAM-WEBSTER habit"—has looked up every subject that interested him in this *"Supreme Authority."*

Every field of knowledge is covered in the *Unabridged* Merriam-Webster. It contains 600,000 entries—122,000 more than in any other dictionary. Your bookdealer will be glad to show it. Write for *free booklet:* "The New Merriam-Webster: What It Will Do For You." G. & C. Merriam Co., Dept. 275, Springfield, Massachusetts.

Look for the circular trade-mark

Copyright, 1939, by G. & C. Merriam Co.

Webster's New International Dictionary
Second Edition

Warm Entire Room; Cut Heating Costs

Build a Heatilator FIREPLACE



Build this new-type fireplace that operates on warm-air furnace principles. It actually circulates heat to all parts of the room, and even to adjoining rooms. Saves wasteful furnace fires on cool spring and fall days.

Proved all over America. Owners say: *"It cuts dollars from heating bills" . . . "makes summer camps usable weeks longer" . . . "solves the heating problem in basement rooms."*

ANY STYLE MANTEL

The Heatilator is a double-walled steel heating chamber around which the fireplace is built. Serves as a form for the masonry, correcting usual causes of smoking. Puts no limit on mantel design. The firebox, damper, smoke-dome and down-draft shelf are all built-in parts. Nothing extra to buy. Saves materials, simplifies construction. WRITE for complete details.

HEATILATOR COMPANY
719 E. Brighton Ave.,
Syracuse, N. Y.

HEATILATOR Fireplace

SEE HOW **INSULITE** MADE A **NEW HOME** FROM OUR OLD HOUSE—

"You'd never know the old parlor! See how this clean, colorful INSULITE Interior Finish went right on over the drab, cracked old plaster. INSULITE is the original wood fibre Insulating Board, you know."

You'll be surprised at how cheaply you can build and insulate at the same time with INSULITE. You'll find many imitations but INSULITE is the only wood fibre structural insulation board that has been perfected from 25 years' experience. Cuts fuel bills, speeds up construction, increases resale value and makes new homes out of old houses.

If you are planning to remodel, buy or build, tear off this coupon and mail it today!

INSULITE

THE INSULITE COMPANY
Dept. AH109, Minneapolis, Minnesota
Please mail me "Backgrounds for Living."

Name.....
Address.....
City.....State.....

Copyright 1939, The Insulite Company

so much that it is monotonous. One-color stencils are naturally the best to start out with, though after you have done it once you will think that ten colors are not enough. Hold the stencils in place firmly. Our own private device is Scotch tape, which grips tightly until it is pulled off, and then it comes perfectly clean. Meanwhile it makes a good mask to protect the rest of the furniture from specks and splatters.

When all is done and dry, a little liquid wax as a protective film is the final fillip and does not have to be more than just a thin film, like the make-up base that "enchants" and actually keeps you looking like Aphrodite forever.

Just between you and the great outdoors

[*Continued from page 45*]

trapdoor in the ceiling or a stairway which affords an entrance for workmen to put in such insulation. Ventilation of some sort is generally already installed in the form of louvers. It is essential that there be some sort of ventilation if there isn't any already in place. Insulation of this type is the least expensive because it requires a minimum of material and labor. In itself this much insulation will provide some degree of protection for the house, but insulation of the whole wall area of the house is recommended.

Figure II is a section of a house where the framework for finished attic rooms was constructed when the house was built; the space is heated but the walls and ceiling were never finished. In this case, blanket or batt insulation, loose fill or metal foil (enclosed by sheets of waterproof paper) can be put in between the rafters and the ceiling joists (as shown in our illustrations) and in the gable ends. The walls could then be finished. Rigid insulation board would lend itself well because it would serve as insulation on rafters and ceiling joists and could also serve as the finish at the same time. This insulating scheme is particularly suitable when there are closet spaces in the triangular corners under the eaves of the roof, when the attic space is large, and when the climate is severe. Ventilation should be provided in the small space over the ceiling.

In attic rooms with finished walls this scheme of insulation could be followed by injecting loose fill between studding, roof rafters and ceiling joists through holes in the interior wall finish. Access to the roof rafters over the low triangular eaves would be through closet doors or openings. The additional labor and material involved raise the cost

SAVE 1/2 and get Better RUGS

"THINK OF IT! REVERSIBLE BROADLOOM-IN THE NEW TWIST WEAVE"

Direct from the OLSON FACTORY

THE kind of rugs you've always wanted: modern, deep-textured BROADLOOM Rugs woven REVERSIBLE for double wear and luxury up to 16 feet wide by any length. Find out about these beautiful *New Rugs from Old* that have won praise of editors, women everywhere. Our 65th year. **New Low Prices!** You risk nothing by a trial. It's all so easy—

YOUR OLD RUGS, Clothing

—are picked up at your door at our expense, and a week later your new rugs are delivered. Book shows how we reclaim and merge valuable wools, redye and reweave into 66 solid color, two-tone, Early American, Oriental, Texture, Leaf, Homespun designs. *We have no agents.*

WE GUARANTEE to satisfy you or pay for your materials.

FREE Book Model Rooms, Decorating Helps —in Color

66 Pages

OLSON RUG CO.
Chicago New York San Francisco
Mail to 2800 N. Crawford Ave., CHICAGO, Dept. N-32
Mail this Coupon or 1c Postal for Free Book.

Name.....
Address.....
Town.....State.....

© 1939 ORC

GET THIS PRUNING COURSE

This authoritative 40 page Pruning Course contains valuable and detailed instructions for pruning shrubs, trees, vines and flowers. Written by a nationally recognized horticulturist, it points the way to an abundance of fruit and flowers. Mailed to you for only 10 cents—or free with the purchase of famous "Snap-Cut" Pruners, the pruning shear chosen by experts everywhere.

SEYMOUR SMITH & SON, Inc., 1302A Main St., Oakville, Conn.

Burpee's Fantasy TULIPS

Immense, exotic, most beautiful of all Tulips. Long, strong stems. Geranium-red shaded rose, marked green. Guaranteed to bloom. **4 Bulbs 25¢; 17 for $1** postpaid. *Fall Bulb Book Free.*

4 BULBS 25¢ 17 for $1 BULB BOOK FREE

W. Atlee Burpee Co., 110 Burpee Bldg., Philadelphia

LINIT makes your CURTAINS stay clean longer

Linit is the modern starch, it penetrates the fabric instead of merely coating the surface, it restores the original dressing that made them so pretty when new. Keep your curtains lovely with Linit.

FREE: Send post card for Linit Chart, it reveals the modern expert method of home laundering. Address: Corn Products Sales Co., Dept. A-10, P. O. Box 171, Trinity Sta., N. Y. C.

HOW TO FIX IT —By UNCLE NED

ROOF PAINT VERSUS ROOF COATING

QUESTION—A neighbor recommends Rutland Roof Paint for the paper roof on my garage. The hardware store advises Rutland Roof Coating. Which is correct?

ANSWER—Both are correct. Rutland Roof Paint is similar to the Coating except that it is thinner and does not contain asbestos fibres. The Coating should always be used for badly worn roofs. For general surface protection either can be used.

LEAKING FURNACE

QUESTION—The joints in my warm air furnace are beginning to leak slightly. How can I make them tight?

ANSWER—When furnace is cool, fill joints with Rutland Furnace Cement, using knife to pack in as tightly as possible. Be sure metal is clean. Allow cement to dry slowly.

MAIL post card to Uncle Ned % Rutland Fire Clay Co., Rutland, Vt., for free booklet "100 *How to Fix Its.*"

DO YOU KNOW THE ANSWERS?

Q. Are all modern insulations pretty much alike?

A. No. There's a tremendous difference. Some insulations are 3 and 4 times more efficient than others. Eagle Insulation (fireproof mineral wool) stops heat more effectively than a concrete wall 12 feet thick.

Q. In addition to cutting fuel bills up to 40%, does good insulation save money in other ways?

A. Decidedly yes. Eagle Insulation helps save cleaning and decorating bills. (See page 8 of Eagle Insulation booklet.) Also, by stopping drafts, Eagle Insulation often saves doctor bills.

Q. When are the comforts of an insulated home most appreciated — winter or summer?

A. In hot weather, Eagle Insulation keeps homes up to 15° cooler—in cold weather it makes hard-to-heat homes easy-to-heat. Which sounds best to you?

Q. Should home insulation be water repellent?

A. Most assuredly (though few are!) If insulation absorbs water, it loses much of its insulating value and may disintegrate or change form. Eagle Insulation is water repellent which is one of its best qualities.

Q. Where can I get information on how to compare various types of insulation?

A. Send for new booklet called "It's Different."—32 pages packed with facts to help you select the insulation for your home that brings maximum comfort at minimum cost.

Made by the makers of Eagle Pure White Lead—for all fine painting

EAGLE EP PICHER

Eagle HOME INSULATION

MAIL COUPON TODAY
The Eagle-Picher Lead Company
Dept. AH10, Cincinnati, Ohio
Please send me new free booklet, "Eagle Insulation—It's Different." I am interested in insulation.
☐ for my present home; ☐ for my new home.

Name_____
Address_____
City_____ State_____
There is an Eagle Insulation Quality Contractor near you. See your Telephone Directory.

of this scheme but it permits insulated rooms in the attic space. Filling the house walls is recommended to provide complete and adequate insulation.

In Figure 3, we show an alternative scheme to Figure 2. The insulation is placed in the walls of the attic rooms and in the second story ceiling joists rather than wholly in the roof rafters. It saves heating the space under the triangular eaves and is advantageous where attic space is small. In an unfinished attic, any type of insulating material could be installed just as in Figure 2. And in an attic with finished walls it would be possible to do a great deal of the insulating from behind the walls if access could be had to the triangular eaves and to the space under the ridge of the roof. Again, however, complete insulation of the walls is desirable to provide a thoroughly insulated house.

Several other parts of the house should be insulated as well as the four walls and the roof. Any house without a basement should have the floor over the ground insulated; this also applies to cellarless wings or parts of houses built without full excavation beneath them. A partition wall between house and garage should also be insulated.

Is insulation in a completed house or in a new house really worthwhile? Since manufacturers have convincingly proved that insulated houses are ten to fifteen degrees cooler in summer and reduce fuel bills 20% to 40%, the answer can be given as "yes." In fact, in a few years time you should be able to pay off the cost of insulation by the saving in your fuel bills. One criticism of insulation which arose in the early stages of its present wide manufacture was the occurrence of condensation or moisture on interior walls. This has been generally overcome in present day products by the inclusion of moisture barriers and proper ventilation.

White and beige in a tropical clime

[*Continued from page 50*]

houses and the details of doorways and porches show the influence of Bahamian and other tropical Colonial features derived from the Georgian style. The scheme of building the house around a patio and having an enclosing front wall is taken from Mediterranean styles of house design, while much of the interior is French Provincial, so the house might be called a sort of potpourri of styles—Mediterranean, British Colonial, French, and Modern. In reality, it uses the ideas behind traditional styles to create a new, individual home suited to the special requirements of its particular owner, which is the way all good houses are or should be designed.

Building Data

Foundation: Reinforced concrete on bed rock concrete pilings.
Walls: Stucco on concrete block.
Roof: White shingle tile.
Flooring: Hardwood, waxed and polished, and tile.
Bathroom: Tile.
Ventilation: Circulating fan in central tower connected with air duct system leading to every room and closet.

NO ONE EVER TOLD ME!

It's *not* a pleasant thought—but suppose your home should burn tonight! Are you prepared? Of course, you have insurance. But do you realize your policy states that a complete list of destroyed and damaged property must be given before payment can be made?

It's easy to make such a list *before* fire strikes. But it is almost impossible afterward! Get this free Household Inventory Booklet. It helps you by suggesting often-forgotten items. It helps you list property—room by room. Send the coupon for this booklet. Make a list, and keep it safe. It will save you time *and money* when and if you have a fire!

THE AMERICAN INSURANCE GROUP
15 Washington St.
(Dept. 0719), Newark, N. J.
Without charge or obligation, please send me your Household Inventory Booklet.

Name M_____
Street_____
City_____ State_____

From annual beds to a landscaped garden

[*Continued from page 26*]

my "garden" was a barren waste without cover enough for a sparrow to hide in.

Then I got the idea of landscaping my back yard. Everyone laughed at the thought of landscaping a city lot, but I finally got up my courage and embarked on a brand new sea of opportunity. For a whole winter I read, planned, and drew layouts. Then I called in a local gardener with a high reputation (name on request) and we worked out something equal to a miniature park.

The center lawn area is in the shape of an artist's palette, crossed by a stepping-stone walk that leads from the rose-trellis entrance to the lily pool at the other end. Wide beds of ever-blooming roses border the path for its first ten feet or so. No sooner is one inside the garden than his eye is attracted to the lily pool. It seems a long way off because of the flower colorings; starting with bright colors in the foreground, they get darker and darker until only blues and purples are found at the far end. If, shortly after entering the garden, you turn around, you see just to the left of the entrance a "secret" bird garden with a bird-bath in the center of a circular patch of grass. This is entirely invisible from the outside, although you may have noticed a wren house atop a pole at this point. "Here's water for the birds," you say, "but what about food?" Well, note the bushes enclosing the bird nook. They're berry-bearing sorts—the kind birds like. And planted to act as a screen is a Franklinia or Gordonia, a rare native tree that has an interesting story.

Directly opposite is the herb patch, full of sage, chives, lavender, and peppermint. As the prevailing winds blow across this area, the air is continually spice-laden. Next, on the right, is a thick clump of shrubs and as we pass around it, we find a bench hidden in a nook on the other side

Save your table!

Free! PATTERN, PRICES SENT ON REQUEST

McKAY TABLE PAD
Made to measure to fit any table, McKay Table Pad has liquid-proof hinges, soft fabric bottom, inner construction of insulating felt and ventilated air chambers. Easy to clean. Guaranteed. Write:

LYDON-BRICHER MFG. CO. DEPT. 6 ST. PAUL, MINN.

Enjoy A MODERN KITCHEN

NOW IT'S EASY TO HAVE!
With Elgin's NEW prices and 93 sizes to fit any Kitchen space . . . you can enjoy the quiet . . . sanitation . . . and non-warping, non-sticking permanence of a Modern Steel Kitchen! FREE book tells how to plan and install it yourself! Send for your copy today . . . ask about our Kitchen Planning Service.
ELGIN STOVE & OVEN COMPANY
659 N. State St., Elgin, Illinois

Elgin STEEL KITCHENS

Yum!

The AMERICAN HOME Testing Kitchen has just finished going over all of the recipes that have ever been published in The AMERICAN HOME. Each has been retested for accuracy, simplicity, and delicious flavor. Out of the thousands which have thus been tested, 212 Basic Recipes have been selected.

212 Basic Recipes

Each of these 212 Basic Recipes is so printed that it will fit exactly into your American Home MENU MAKER. On the front is the recipe. On the back, an illustration showing exactly how it should look when ready to serve.

These 212 Basic Recipes are a necessary culinary foundation for every housewife. They are not the ordinary kind of recipes, but are new and different—just the kind that will enhance your reputation as a good cook.

Send for the complete set today. It costs only 50¢.

American Home
251 Fourth Avenue,
New York, N. Y.

THIS LABEL helps us fight cancer

Thousands of anxious people, every year, are directed through New York City Cancer Committee courtesy cards to hospitals where their cases are diagnosed and treated . . . either free, or in proportion to their ability to pay.

Help save these lives! Your dollar will do this. In addition, you will receive a supply of Package Labels, and our Quarterly Review giving you the latest information on cancer.

NEW YORK CITY CANCER COMMITTEE
of the American Society for the Control of Cancer
130 East Sixty-sixth Street, N. Y. C.

For $1 enclosed, please send me a supply of your Package Labels. I understand that in addition you will send me your Quarterly Review.

*Name*_____

*Street*_____

*City*_____ *State*_____

Persons living outside New York City and Long Island may write for local information to headquarters: American Society for the Control of Cancer, 350 Madison Avenue, New York.

so as to face the pool—the center of interest. With these tall lilac bushes and dogwoods beside us, we hardly know the garage is only a few feet away. And directly opposite, the colorful spireas and phlox not only hide the neighbors' garage, but lead our attention to another wren house and a feeding tray.

About that pool setting—there used to be a house in back of it. There still is, for that matter, but you'll have to part the branches of those two nine-foot junipers if you want to see it. But who wants to? And note how nicely the shorter junipers, the plumed cypress, and the moss cypress step down the height to the surrounding growth. The pool itself is framed in shadow with smaller cypress. Azaleas and Japanese iris cast colorful reflections on the water while they are in bloom; later the water bears its own color effects in the shape of tropical lilies—a blue Henry Shaw, and a lavender Mrs. Edward Whitaker. Little green frogs sit on the lily-pads as big goldfish swim lazily below them.

As your eyes sweep along the garden you find that annuals have not been ignored in spite of unfortunate past experiences with them. I still like annuals, but now they are only incidental to my garden. If one of them dies, I can pull it out and replace it with anything that strikes my fancy. My plants are no longer regimented; they grow as God intended them to grow.

Line your walls with beauty!

[*Continued from page 47*]

Scilla campanulata Rose Queen; 10 crocus, mixed; 3 tulips Rose Luisante; 3 French Roman hyacinths; and 1 each of white callalily, Ornithogalum, hyacinth Queen of the Pinks, and hyacinth Enchantress (blue). Incidentally, if you buy bulbs, get them from a reputable concern; they will be little if any more expensive, and inferior bulbs give poor results.

With the order in, we turned our attention to the immediate problem of a suitable place for the plants we had on hand. The dining room bay window had the most possibilities. The sills were 18 inches from the floor and below one of the windows there was a cold air duct to the furnace which could not be covered. We finally hit on a plan and purchased three large packing boxes for fifteen cents each, measuring carefully to make sure they would fit the space. Two of them are 30 in. long, 19 in. wide, and 14 in. deep to go under the east and west windows, and the third is the same width and depth, but 43 in. long to go under the two center

THIS NEW SHELVING IDEA will win you, too!

Won't curl—Costs less—Lasts longer!

More millions of women use *Royledge* than any other brand in the world! Why? Because *Royledge* is the *improved* shelving—different from all others!

It's lovely to look at—covers both shelf and edge—goes up without tacking!

"Feel the Edge"—it's 2 layers thick! The patented double edge keeps closets neater because it hangs straight for months. It won't buckle or curl—even on steamy wash-days! Yet this superior shelving costs only 5c for 9 feet. (10c sizes, too.) Many beautiful patterns, for your own color scheme, at any 5c-and-10c, neighborhood or department store. ROYLACE, Brooklyn, New York.

Copyright 1939, Royal Lace Paper Works, Inc., Bklyn., N. Y.

9 FT. 5¢ "FEEL THE EDGE"

Royledge REG. U. S. PAT. OFF SHELVING

NAVAJO Rugs as low as $1.00

Our Big FREE CATALOG of exquisite **Indian Handcraft** shows in *actual colors* **NAVAJO RUGS, Turquoise Jewelry,** Chimayo Blankets, Devil Dolls, etc. *No other catalog like it anywhere.* Hundreds of unique GIFTS not found in stores, sold direct *at Very Low Prices.* Send for catalog today.

SEND FOR FREE CATALOG

Tribal Indian Post, Dept.B Albuquerque, N. Mex.

SECTIONAL STEEL GARAGES



That Look Like Wood

$119 and up—

Shipped Anywhere Freight Prepaid—500 miles Easily Erected, Dismantled and Moved.

Tool Houses—Storage Sheds Work Shops—Pump Houses

Steel Utility Buildings for All Purposes
Write For Information
JOHN COOPER CO.
309 Second St. Hackensack, N. J.

SUPER-WHITE BATTING MAKES Quilt Colors Brighter

● Use Mountain Mist in your next quilt and you'll be delighted at the way its dazzling whiteness adds to color loveliness! You'll be no less delighted with the many exclusive Mountain Mist advantages that make fine quilting so much easier and faster to do. Buy it at your favorite dry goods or department store. ●

QUILT BOOKLET gives priceless quilt making suggestions, and more information about Mountain Mist. The booklet is yours for a 3c stamp. STEARNS & FOSTER CO., Dept. P154 Lockland, Cincinnati, Ohio.

MOUNTAIN MIST *Quilt Cotton*



SAVE REPAIR COSTS WITH P.W.

Plastic Wood has 1001 uses in the home and workshop. Handles like putty, hardens quickly to permanent wood. In cans or tubes at Paint, Hardware, 10¢ Stores. Try it!

PLASTIC WOOD

10 2 YR. OLD FIELD GROWN ROSES FOR ONLY $1

AMAZING INTRODUCTORY OFFER OF AMERICA'S FAVORITE ROSES!

To acquaint you with the superb blooming qualities, the hardiness, and the low-direct-from-the-grower-to-you prices of Naughton's famous roses, we make this unusual offer. Send only $1.00 (check, money-order, or currency) and we will ship at once (or later if desired) the following 10 roses:

1 Red Radiance (Best Red) — 1 Editor McFarland (Deep Pink)
1 Pink Radiance (Best Pink) — 1 Betty Uprichard (Coppery-Red)
2 Talisman (Gold and Red) — 2 President Hoover (Red and Gold)
1 Ami Quinard (Blackish Red) — 1 Joanna Hill (Cream and Yellow)

ORDER ROSE COLLECTION NO. 2

Above roses are hardy, everblooming varieties that will thrive throughout the United States and bloom 1st season. Fall planted roses are best! Order your roses now and we will include ABSOLUTELY FREE 1 Red Flowering Quince, 1 Pink Althea, and 1 Bridal Wreath. All heavy field-grown flowering shrubs. Mail just $1.00 today!

Fall Planted Roses are Best — ORDER NOW AND GET 3 FLOWERING SHRUBS FREE! Write Today!

FREE! CATALOG
Save $$$! 32 pages full of amazing bargains. See it before you buy. Write for it today -- It's FREE!

MONEY BACK GUARANTEE!

If you are not entirely satisfied with your roses notify us within 5 days, and we will refund the full purchase price or replace with other stock satisfactory to you. You can't lose—Order now—Plant early!

NAUGHTON FARMS INC. Dept. R60, WAXAHACHIE, TEXAS

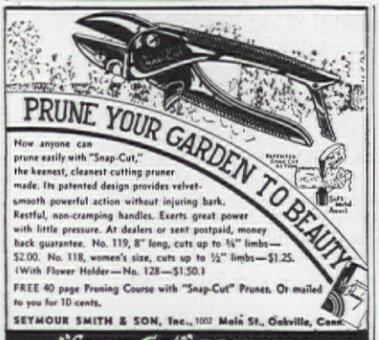

PRUNE YOUR GARDEN TO BEAUTY

Now anyone can prune easily with "Snap-Cut," the keenest, cleanest cutting pruner made. Its patented design provides velvet-smooth powerful action without injuring bark. Restful, non-cramping handles. Exerts great power with little pressure. At dealers or sent postpaid, money back guarantee. No. 119, 8" long, cuts up to ¾" limbs—$2.00. No. 118, women's size, cuts up to ½" limbs—$1.25. (With Flower Holder—No. 128—$1.50.)

FREE 40 page Pruning Course with "Snap-Cut" Pruner. Or mailed to you for 10 cents.

SEYMOUR SMITH & SON, Inc., 1002 Main St., Oakville, Conn.

"Snap-Cut" PRUNERS

DAFFODILS

4 Large Bulbs 25c
20 Large Bulbs $1.00
POSTPAID—Your choice of

EMPEROR — Rich Full Yellow Petals - Trumpet
VICTORIA — White Petals and Yellow Trumpet

These two favorites are splendid companion plants. Valuable for beds, borders and cutting.

BULB CATALOG FREE

GARDENVILLE BULB GROWERS
R. F. D. 6, Box 516A Tacoma, Wash.

"WORLD'S FAIR" ROSE

Pat. Pending

$1.00 EACH

NEW! The rose sensation of 1939—dedicated to the New York World's Fair and featured there in "Gardens on Parade"—now offered at the special introductory price of $1.00 each; $10.00 per dozen (3 plants at dozen rates).

Newest and finest patented variety of the marvelous Floribunda family. Planted this fall they will bloom continuously next summer—prolific clusters of exquisite shimmering, velvety red blooms. Fine for borders or mass planting, yet yielding large perfect roses for cutting . . Full size 2 year old plants, hardy in all sections of the United States.

Ask for 1939 Fall Catalog of over 250 roses featured in our gardens at the World's Fairs in New York and San Francisco, including many familiar older varieties . . . It's free.

World's Fair International 12
One each of 12 J & P patent roses, hits of the New York World's Fair (not including "World's Fair") . . . . . for **$14** (value $16)

JACKSON & PERKINS COMPANY Box 109-B
World's Largest Rose Growers
Newark, New York State
(*Check below—enclose bills, check or money order.*)
☐ "World's Fair" Rose plants—One for $1.00, $10.00 per dozen (3 plants at dozen rate)
☐ World's Fair International 12 Offer—12 for $14.00 (1 each of 12 varieties)
☐ 1939 Fall Rose Catalog (Free)
Name _____
Address _____
City _____ *State* _____

FRENCH LILACS

High Grade Peonies
Fine Irises
Hardy Flowering Crabs

Our Splendid New Fall Catalog, the best we have ever issued, is FREE. Send for it today. It describes the Very Best of Own Root French Lilacs and other Choice Ornamentals.

BRAND PEONY FARMS
127 East Division Street, Faribault, Minn.

Bring Outdoor Freshness To Your Indoor Plants

Don't let them wilt. Don't let indoor heat sap their vitality. Water and feed them regularly with Fulton's highly concentrated PLANT FOOD tablets. Clean, convenient, odorless. In 25c, 50c, $1 and $3.50 packages. Dealer, 10c Store or Plantabbs Co., Baltimore, Md.

FULTON'S PLANTABBS
ODORLESS PLANT FOOD TABLETS

Burpee's CROCUS

10 BULBS 10¢ — 100 for $1

All colors mixed--blue, purple, yellow, white, striped. Special, **10 for 10c; 100 for $1** postpaid. Guaranteed to bloom. Order now!

Write for Burpee Fall Bulb Book--low prices. Tulips, Daffodils, etc., to plant this fall. BULB BOOK FREE

W. Atlee Burpee Co., 109 Burpee Bldg., Philadelphia

BLUEBERRIES A PROFITABLE ORNAMENTAL

Be the first to raise CULTIVATED BLUEBERRIES. The coming sensation. Very ornamental. Exquisite white blossoms; leaves change from green to red; grows 6 ft. tall. Eat delicious jumbo sized berries with cream. Two to four bushes will supply average family with mouth-watering blueberry pies all season. Fully described in our fall catalog. **Also real bargains in fall bulbs, Phlox, Roses, Shrubs, Evergreens, Fruit plants of all kinds. Write now.**

The Ackerman Nursery, Box 11, Bridgman, Mich

60 GUARANTEED TO BLOOM TULIPS for only $1 POST PAID

AMAZING VALUES IN AMERICA'S FAVORITES! POPULAR VARIETIES! ASSORTED COLORS!

Think of it! 60 gorgeously colored, strong, field-grown, guaranteed-to-bloom tulips for only $1.00 postpaid! To acquaint you with the exceptional blooming qualities, the hardiness, and the low direct-from-the-grower-to-you price of Naughton's famous bulbs and plants, we make this unusual offer. Send only $1.00 (check, money-order or currency) and we will ship postpaid at planting time 60 strong tulip bulbs in assorted favorite varieties and colors including:

Red, Yellow, Pink, Apricot, Lilac, Maroon, Orchid, Purple, Parti-color

Order Collection No. 4
Save Money—Mail $1.00 today for this amazing value!

125 OF ABOVE TULIPS FOR ONLY $2 POST PAID

MONEY BACK GUARANTEE!
If you are not entirely satisfied with the bulbs you receive, notify us within 5 days and we will refund full purchase price or replace with other bulbs satisfactory to you. You can't lose—order now!

NEW FALL CATALOG **FREE!**
Save $$$! 32 pages of amazing bargains and new items. See it before you buy. Send today--It's FREE!

NAUGHTON FARMS, INC., Dept. T60, WAXAHACHIE, TEXAS

windows. Before putting them in place we gave them two coats of paint of the same color as the woodwork and lined them with building paper. We also painted several bricks to put under them to allow clearance for the air duct, and as a precaution against moisture from the boxes ruining the floor, we laid building paper under the bricks.

When in place the boxes were filled first with cinders and gravel—about 7 inches deep; next a few inches of sand, and then a mixture of garden soil, sand, and well-rotted fertilizer until the boxes were full to within an inch or so of the top. Next we built lattice and secured it in place by pushing the lower ends into the soil and wiring the tops to the curtain rods. One wide lattice was made to go across the two south windows; a narrower one for each of the end windows. We felt that curtains would be impractical with the boxes; also we thought vines on a lattice would be a pleasant change and would complement the other growing things in the boxes.

As the sun beats in on the boxes all day plenty of humidity is needed, so we planned a pool in the form of an oval dish pan sunk to the rim in the center of the middle box. As long as we were going that far we thought we might as well have a few fish, although I had always rather smirked at people who wasted their time taking care of goldfish. (It is remarkable how circumstances change our opinions!) I won't go into our fish venture except to say that the turnover would have put a star in the buttonhole of any merchandise manager. We are hoping to learn more of the ways and needs of goldfish.

A small umbrella plant given us by a friend sunk, pot and all, in the pool gave it a fairly realistic look. Around the front edge we put three small plants of baby tears (*Helxine soleiroli,* also called Paddy's wig) which in time grew into a thick green carpet between the pool and the edge of the box. Back of it we set a small Chinese evergreen (Aglaonema) in a pot at an angle so the leaves hung over the water. To cover the trellis we used two ivies, a variegated vinca, a sweet potato, a philodendron, and two Asparagus plumosus (often erroneously called asparagus-fern). In the two end boxes we planted Kenilworth ivy, which makes a beautiful ground cover, and along the front of all the boxes we put the common creeping Charlie which, though a weed, has a lovely little leaf, makes a good filler until other plants grow, and hangs over the edge helping to hide the defects that must be expected in a fifteen-cent box. The rest of the space was filled with begonias,

50 TULIP BULBS $1

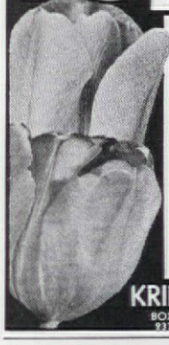

LARGE BULBS AV. 4 IN AROUND
Will Bloom Next Spring

Not the small bulbs or bulblets usually given in bargain offers, but large healthy bulbs sure to bloom for you next spring. This unusual offer WILL NOT BE REPEATED and does not appear in our catalog. A GLORIOUS RAINBOW MIXTURE OF COLORS. Bulbs are mixed to give balanced blend of colors, and cannot be separated.

ORDERING MADE EASY
Cut out this ad, attach your name and address and mail with a dollar bill to us and bulbs will be sent postpaid. Safe delivery guaranteed. (West of Denver add 25c for additional postage.)

KRIDER Nurseries, Inc.
BOX 937 Middlebury, Indiana

PLANT STAR ROSES NOW!

2 STAR ROSES $1

FALL PLANTING assures more & better blooms next year. Send $1 for BOTH these 2-year field-grown plants postpaid. Half price.
★ **CHRISTOPHER STONE, H.T.** New scarlet . . . . $1 ea.
★ **GOLDEN DAWN, H.T.** Scented lemon yellow. $1 ea.
Ask for FREE Fall Catalog of 170 roses, or FREE booklet, "Beautify with Roses".
The CONARD-PYLE CO. West Grove 259, Pa.

GUARANTEED TO BLOOM

May-Flowering TULIPS 60 for $2.00

FREE-6 FANTASTIC TULIPS with every 12.00 PURCHASE

A special Packed-in-Holland Collection of DARWIN, COTTAGE, BREEDER, LILY FLOWERING TULIPS of selected quality, color variation and shape of flower, all long stemmed, all mayflowering. 60 for $2.

GIANT TRUMPET **DAFFODILS** Specially selected for naturalizing. 30 for $1
"HERALDS of the SPRING" Collection of 25 CROCUS; 25 BLUE GRAPE HYACINTHS; 25 SNOWDROPS 75 for $1
All Offers Post Paid . . . . . Send for Bulb Catalog.

STASSEN FLORAL GARDENS Box 19, ROSLYN HEIGHTS, N. Y.

Maloney's

TREES—SHRUBS—ROSES
Perennials—Evergreens—Fruit Trees
FALL PLANTING IDEAL
Buy direct from the grower and save money.
MALONEY BROS. NURSERY CO. INC.
28 Main Street Dansville, N. Y.

SEND FOR FREE CATALOG

60-PERENNIAL PLANTS $1.10 Post-Paid

Strong, Field-grown—15 choice varieties including: Aquilegia dbl., long spurred; Campanula cup and saucer, double hardy Carnations and Asters, Tritoma, Oriental Poppy, dbl. Hollyhocks, Achillea dbl. white, Delphiniums, dbl. Dianthus, etc.
1-beautiful ICEBERG DELPHINIUM, pure white selling at 35c FREE, if you order NOW. Satisfaction guaranteed or money refunded
NOVOTNY GARDENS, OSAGE, IOWA

50 TULIPS $1

Blooming size Darwin Tulips; fine mixture of colors. Guaranteed to bloom next spring. 50 for $1.00, postpaid.
BURGESS SEED & PLANT COMPANY
418 F. T., GALESBURG, MICH.

HAVE YOU A LITTLE GARDEN?

If so, you need one of the new handy service booklets we have just published.

Rock Gardens, Water Gardens and Pools . . . . . 60 pages . . .	35¢
Indoor Gardening and Flower Arrangements. 104 pages . . .	50¢
Garden Planning, Making and Foundation Plantings 176 pages . . .	60¢
Garden Flowers and How to Grow Them . . . 240 pages . . .	$1.00

If you don't think they are worth your time and money, we will gladly refund your remittance.

THE AMERICAN HOME
251 Fourth Ave. New York City

geraniums, a Christmas cactus, kalanchoes, coleus, and a small, waxy leaved plant with tiny pink flowers which everyone seems to know but which no one can name. . . .

NOVEMBER: The bulbs are here and planted safely in their pots. Although it lacks some things, this house does include a root cellar. That, in case you aren't familiar with one, is a room a few steps lower than the basement which stays cool and is intended as a winter storeroom for potatoes, apples, and the like. If ever we build a home of our own, a root cellar will be on our "must" list. Here the root cellar has a large air duct leading to the outside through which cold air enters; by stuffing paper in the hole when the temperature goes below zero, we can prevent any danger of injury from freezing.

Now a root cellar is an ideal place in which to root bulbs. I have read that an outdoor trench is better, but since we might have to shovel off several feet of snow to get to one, we prefer the cellar. We put another packing box down there and partially filled it with cinders on which to set our pots of bulbs. This assures good drainage which is essential, for the bulbs are watered when potted and must be given more whenever the soil begins to get dry. As we placed the pots we made a chart showing the location of each kind of flower. (Ten or twelve weeks is plenty of time in which to forget whether it was the tulips or the hyacinths that were put in the front left-hand corner!) Then we put more cinders in around and over the pots to a depth of an inch or two.

The Paperwhite and Soleil d'Or narcissi will be planted in pebbles and water. The Chinese sacred-lilies, started that way November fifth, will be kept on a shelf in the root cellar for about four weeks when they should be three or four inches high and ready to go in a sunny window to develop flowers. We do not plant these bulbs in shallow bowls because they grow thick masses of roots and unless given plenty of room will push themselves out of any low container. The water level should be kept just to the bottom of the bulbs or they are likely to rot as a result.

We have planted the calla right in the east box in the bay window, but think it would have been better in a large pot sunk in the soil so it could be turned occasionally to keep it growing uniformly. We put freesias six to a pan (as the shallow flower pots are called) and set the pans in the boxes. They require continual moisture and we are hoping we will not forget to give it to them. We purchased a small poinsettia which, if it blooms, will be enjoyed much more than if we bought it at the last minute all ready for its part in the Christmas decorative scheme.

The plants set in the boxes last month are beginning to grow and we find ourselves running to look at our garden each morning before we get dressed. Outdoors we are keeping our eyes open for dried grasses along the roadside to use in winter bouquets. It isn't necessary to know their names; we just gather anything that strikes our fancy, getting plenty of each kind and tying them in bunches to be hung up in a cool place. We plan to change our winter arrangements often; a dried bouquet put in place in the fall with the idea of being left there all winter with only a gentle occasional blowing to remove the dust, is worse than none at all. It suggests a sign, "Too bad, but we have no imagination!"

Here is our schedule for planting our bulbs and bringing them out to force into flower:

Planting date	*Bulb*	*Date for forcing*
Nov. 5	Chinese Sacred-lily	Dec. 3
Nov. 25	Paperwhite narcissus	Dec. 23
Nov. 15	French Roman hyacinth	Jan. 27
Nov. 15	Crocus	Feb. 9
Nov. 17	Soleil d'Or narcissus	Feb. 10
Nov. 15	Blue hyacinth	Feb. 18
Nov. 15	Narcissus poeticus	Feb. 18
Nov. 15	Pink scilla	Feb. 28
Nov. 15	White calla	No forcing date
Nov. 15	Pink hyacinth	Mar. 3
Nov. 15	Glory-of-the-snow	Mar. 6
Nov. 15	Blue scilla	Mar. 6
Nov. 15	Freesia	No forcing date
Nov. 15	Ornithogalum	Mar. 15
Nov. 15	Tulip	Mar. 13

DECEMBER: Things are beginning to happen. Brought up from the cellar December 3, our sacred-lily came into bloom on the 15th and lasted until the 27th. We have voted it, with its lovely, rich, spicy odor, a permanent place in our winter garden. When the pots are first brought up, keep them in the light but not in the direct sun for a couple of days. Thereafter give them all the sun possible until the flowers appear; then semi-shade will make the blossoms last longer.

The poinsettia has been lovely ever since the first of the month. It needs an abundance of water during its blooming period but also excellent drainage. You can set the pot in a saucer of pebbles or, if it is in a jardiniere or other container, be careful to pour off any excess water that runs out of the drainage hole of the pot. If the lower leaves begin to turn yellow and drop off one at a time, reduce the amount of water until the trouble stops; you can only learn the right amount by experimenting, but don't ever let the plant become thoroughly dry.

An African-violet (*Saintpaulia*

Wayside "First Prize"

TULIP COLLECTION

Sure Prize Winners
100 of 10 kinds—$9.75
or
"Popular Prize" Tulip Collection
100 Bulbs in 20 choice varieties all labeled—$5.30

These collections are made up of magnificent Tulips. Each supreme in its color range. They are grown exclusively for us by one of Holland's greatest growers. Each variety fully described and shown in full colors in the new catalog.

MIXED DAFFODILS for NATURALIZING
12 for 90¢
100 for $6. 1000 for $55.

Mixed by hand from varieties of outstanding merit. Carefully Wayside selected to give a long flowering period. Not at all to be confused with the usual mixtures of widely variant values.

Bulbs for Every Pocketbook

It can honestly be said that no one in America has as many kinds of bulbs, in as wide a range of varieties, and in prices to meet all pocketbooks.

New Catalogue

Send for it. See page after page in full color. Find out about the newest things in bulbdom. Get your bulbs from Wayside. Know full well you'll receive only the one top hole size.

Wayside Gardens
12 Mentor Ave., Mentor, Ohio

Time to Plant

BULBS

For your *greater satisfaction be sure* they are bulbs actually grown in

HOLLAND

TULIPS, HYACINTHS, CROCUSES, NARCISSI, LILIES, and all of the many smaller flowering bulbs of delicate beauty.

The gorgeous displays of these Bulbs at the New York and San Francisco Fairs demonstrated to millions of visitors their wide variety in form and color and their supreme beauty.

You can obtain many of these most desirable varieties from the Holland Bulb dealer in your community. Buy them NOW.

Our New York Office *does not sell bulbs*—but will be glad to supply all information about them. Address:

HOLLAND BULB INDUSTRY of HAARLEM HOLLAND

NEW YORK 630 FIFTH AVE.

Public Relations Department

How to keep little wanderers **SAFELY AT HOME!**

YOU wouldn't for any price endanger the safety of your children, yet it may never have occurred to you that by a simple, inexpensive investment in a good-looking fence you could give them real protection and insure your own peace of mind.

Convert your own backyard into a secure, happy playground and you'll never worry about speeding cars, vicious dogs or undesirable strangers.

The world-famous fence for this purpose is U·S·S Cyclone. It has been the choice of parents in thousands of homes. Sturdy, good looking, with extra heavy galvanizing it has an amazing life, requires practically no care. Famous, too, are the Cyclone self-closing gates that won't sag, rails that don't buckle, posts that stay straight.

If you desire it, our own factory-trained men will install your fence. Prompt delivery from nearby warehouses. Estimates furnished FREE.

Mail Coupon for FREE Book

Our big 32-page book tells you all about fence. Crammed full of pictures. Helps you choose the right kind of fence for homes, schools, churches or business property. Whether you require 50 feet of fence or 10 miles of it you need this valuable book. It's free. Mail the coupon today.

CYCLONE FENCE CO.
Dept. 1109, Waukegan, Ill.
Please mail me, without obligation, a copy of "Your Fence—How to Choose It—How to Use It."
I am interested in fencing: ☐ Industrial Property; ☐ Playground; ☐ Residence; ☐ Estate; ☐ School. Approximately .....feet.
Name.....
Address.....
City..... State.....

Cyclone Fence

CYCLONE FENCE CO., Waukegan, Illinois
Branches in Principal Cities
Standard Fence Company, Oakland, Calif.,
Pacific Coast Division
United States Steel Products Co., New York,
Export Distributors

UNITED STATES STEEL

MERRY HULL *predicts* that the chic woman of 1954 will be modern but not bizarre in her dress. Full details of this exciting fashion preview by the winner of Lord & Taylor's Designer's Medal are given in an illustrated booklet, "Tomorrow's Styles," along with a dozen other stimulating style predictions by famous fashion authorities. Sent free upon request.

Looking Ahead TO *1954*

What do you think you'll be wearing in far-off 1954? That's something nobody can answer — but there is another question that does have an answer. Which mattress of all those being made today, will be as comfortable as ever in 1954? That's Spring-Air—the only mattress with a 15-Year Karr Construction Guarantee!

MODEL 40 Guaranteed 15-Year Karr Construction. Synchronized Box Spring to Match, each — $39.50.

You pay for Quality—You get the priceless part of SPRING-AIR Free

In every Spring-Air Mattress there is a Double-Value — put there by the exclusive, guaranteed Karr-built Spring Construction. Each of these values is the finest of its kind in the mattress field—yet you pay for only one of them! Your money pays for a CONSTRUCTION VALUE that has established Spring-Air, in actual performance records, as the best-built mattress in America. That is why this vital Karr-built Construction is guaranteed to hold up longer under use than any other. The other value — the one that comes to you as a bonus — is Spring-Air's priceless SLEEP-VALUE, a balanced, relaxing comfort with automatic adjustment to every variation in body weight. It is the best part of Spring-Air and you get it free! Insist upon this great Double-Value; ask for Spring-Air by name.

SPRING-AIR COMPANY, General Offices: HOLLAND, MICHIGAN
Canadian Offices: Spring-Air Co., 41 Spruce Street, Toronto, Ontario

Soft shoes with inner-spring-construction soles and rubber-surfaced spring-steel heels . . . for 1954!

The suit is of fascinating waterproof leather cloth . . . the hat has a tightly rolled edge that unfurls in case of rain.



Ask to see the new 2-Layer Spring-Air Mattress—the ultimate in comfort combined with superlative ease of handling. (Model 60 — Guaranteed Karr Construction — $45.00.) Other models in the beautifully styled Double-Value Spring-Air line range in price upwards from $24.50 — each with matching Box Spring.

Stop at Good Hotels — Enjoy Good Sleep
On over 100,000 beds of foremost hotels, hospitals and government institutions, Double-Value Spring-Air Mattresses are proving their economy and marvelous sleep-value.



National Furniture Week Sept. 30-Oct. 7

DOUBLE-VALUE *Spring Air* TRADE-MARK-REG. U.S. & CAN. PAT. OFF. **MATTRESSES**

Comfort **FOR KEEPS**

ionantha) which we bought in September has not been without a bloom since. We set its pot in a painted one-pound coffee tin which is just large enough to allow for pouring water in around the edges. This plant must be kept moist (not wet) and water must not be allowed to get on the fuzzy leaves.

What with neither of us being able to pass a greenhouse without stopping to see if we can find something of unusual interest, our stock of potted plants is increasing steadily and we have found it necessary to provide a place for the new ones. We would like glass shelves for the south living room window, but as they are too expensive for us this year we bought three seven-eighths inch boards eight inches wide and the length of the width of the window to use instead. The outside corners were rounded and sanded smooth, brackets from the ten cent store were screwed on, and all was given two coats of paint to match the woodwork. We put one shelf flush with the sill, one at the middle of the sash, and one half way between the middle and the top. Philodendrons and sweet potato vines go on the top shelf, small plants on the second, and the poinsettia, hyacinths, paperwhites and other tall plants on the lower level. A blue glass vase on the top shelf makes a lovely spot of color on the floor when the sun shines through it.

We are beginning to get interested in cacti and succulents. The Christmas cactus bought early in November soon started developing tiny buds at the tips of the drooping branches which are made up of segments like a train of cars. This plant likes some sunshine but does not do well in the hot dry situations that desert cacti prefer. It is a mistake to think that any plant called cactus is a native and lover of desert regions and conditions. As a rule, the kinds that do best with a little shade also require more moisture than the others.

In nearly every book on house plants I see the statement that one plant must be grown at 65 degrees, another at 80 degrees, etc. This, for most of us, is impractical. As long as we must eat, sleep, and have our being in the same house as our plants they must, to be popular, be amenable to our temperature requirements. We make no concessions—any plant that cannot or will not thrive and bloom under those conditions is struck off our list. We try to keep the house at 72 degrees, but now and then I forget to watch the drafts and before I know it the temperature is up to 82; and often at night it gets down to 52 degrees. I suspect those are about as great extremes as most plants will stand. We do, of course, give them as much humidity as possible, and on extremely cold nights we put papers between the trellis and the window for insulation.

Our kalanchoe (a succulent) has had clusters of tiny red flowers for a month or more. With its green leaves tinged with red and its bright blossoms, this is an ideal plant for the Christmas season. We brought our pot of paperwhite narcissi up from the cellar December 27; they should be in bloom in a couple of weeks. Next month our hyacinths, tulips, and other bulbs should be coming along. We are already looking forward to them.

For self-help in Connecticut

[*Continued from page 36*]

with" charm. Both attractiveness and efficiency have been achieved.

As the plans show, there is no separate dining room. The large and cheerful living room provides adequate space at the far end for dining, although the pleasant pine-paneled dining corner in the kitchen is used for informal meals. The living-dining arrangement is a sensible one because it lends itself to more attractive furnishing, greater usefulness, and easier maintenance than separate small living and dining rooms. The pine-paneled kitchen, which was shown in our April issue this year, is an outstanding feature of the house because it combines in one room the decorative and efficient qualities which are notable in the house. Its light-toned walls of knotty pine have the charm of the old-time kitchen while its up-to-date, labor-saving devices prevent the drudgery which the old-time kitchen entailed.

The little study is a convenient spot for greater privacy and seclusion than the living room affords. Every square inch of it is useful space and the lavatory next to it makes it possible to use the room as an extra guest room in emergencies. On the upper floor an incredible number of rooms have been squeezed out of the little house. Three bedrooms, the largest one opening on three sides, a sewing room, two baths, and eight handy closets are included. All of the interior woodwork has a light-tone pine stain and is waxed, saving the expense of repainting every few years. Excepting the kitchen, wide plank flooring is used throughout the first floor. Walls and roof of the two-storied house are shingled and it has a fully excavated cellar where the oil burner for the circulating hot water heating system is located. Wool insulation is installed from top to bottom of the house.

THE CUNEO PRESS, INC., U. S. A.

INTERIOR BY JAMES & LANDOR • PHOTO BY ANTON BRUEHL

Years ahead! HOOVER

CLEANING ENSEMBLE Reg. U. S. Pat. Off.

Keeps colors fresh



Years ahead!
IN VALUE TOO
NOW A HOOVER FOR ONLY
$52.50

You put your heart and soul into the color scheme of your home. You sometimes don't realize how month by month that color scheme loses its edge under the mask of gradually accumulating dirt.

One of the first things a Hoover owner will tell you is, "The Hoover keeps colors so bright and fresh."

That's because Hoover alone has the exclusive quick-acting vibrating principle of Positive Agitation. This gets more dirt out of your rugs (where more than 85% of dirt in homes is). Then, easy-to-attach cleaning tools inhale dirt from chairs, draperies, lamp shades and floors.

This complete cleaning helps keep the "just decorated look" in the home much longer. Hoover is the choice of more than 5,000,000 women who are proud of their homes.

Let one of the leading stores which sells Hoover Cleaners place one at your disposal for free home trial. (Three different models—to suit any home and budget.) You can own a Hoover for as little as $1.00 a week, payable monthly with light carrying charge. THE HOOVER COMPANY; Factories: North Canton, Ohio; Hamilton, Ont.

TRY BEFORE YOU BUY—An electric cleaner is a major investment. The heartbreak of it all is that so many women buy today and repent tomorrow. Insist on trying *any* cleaner you are considering, in your own home in your own way.

New Hoover "305." New no-adjustment feature for thick or thin rugs. Complete Cleaning Tools at slight extra cost

"Delicate taste... grand fragrance... the pleasure is prolonged—*that's Camels*"

SAYS YOUNG WASHINGTON MATRON

Washington, D. C.—It was the tea hour at the Hotel Mayflower. As usual, the lounge was crowded with the capital's notables—wives of ambassadors, cabinet members, military and naval attachés. Mrs. Gerald D. Linke, beautiful young wife of a Lieutenant-Commander in the United States Navy, wore a shiny-red cartwheel and a striped sheer. The photographer snapped her during a vivacious chat about smoking . . .

"But of course I know why I prefer Camels!" Mrs. Linke was saying. "They have the most delicate taste I could ever want in a cigarette. And such grand fragrance!

"Then, too—Camels burn more slowly. Each cigarette lasts *longer*. So you see—with Camels, you also get added moments of smoking. *The pleasure is prolonged!*"

Try a Camel today. Discover what it means to enjoy *smoking pleasure at its best!*

the cigarette of Costlier Tobaccos

By burning 25% *slower* than the average of the 15 other of the largest-selling brands tested—slower than *any* of them—CAMELS give smokers the equivalent of

5 EXTRA SMOKES PER PACK

Here are the facts about cigarettes recently confirmed through scientific laboratory tests of sixteen of the largest-selling brands:

1 CAMELS were found to contain *more tobacco by weight* than the average for the 15 other of the largest-selling brands.

2 Camels burned *slower* than any other brand tested—25% slower than the average time of the 15 other of the largest-selling brands! By burning 25% slower, on the average, Camels give smokers the equivalent of *5 extra smokes per pack!*

3 In the same tests, *Camels held their ash far longer* than the average time for all the other brands.

Yes, those choicer tobaccos for which Camel pays millions more *do* make a difference! Better smoking, and more of it!

MORE PLEASURE PER PUFF—

MORE PUFFS PER PACK—

Penny for penny your best cigarette buy

Copyright, 1939, R. J. Reynolds Tobacco Co., Winston-Salem, N. C.