The American Home

10¢

PROPERTY OF THE
LIBRARY OF THE
SEP 20 1938
WOMAN'S COLLEGE
UNIVERSITY OF NORTH CAROLINA

Fall Color, decorative schemes and new furniture · · · · Apartment ideas · · · Bulbs and planting–FULL COLOR · · · American Home pilgrimage to Michigan · · · Kitchen "pretties" · · recipes and party ideas · · a garage playroom, trees, roses and collecting old tinware · · · · · Beautiful modern home in Tucson · · · · · · · · · · · · October, 1938

The whitest white!

The truest blue!

Now-"Color Fidelity" for linoleum floors

FOR a cheerful kitchen or a distinctive bath . . . for a gracious hallway or living room . . . for a distinguished dining room or a restful bedroom . . . use Pabco "whitest white" linoleums.

Or, if your decorative scheme calls for more color, remember this: the same exclusive process that makes Pabco white linoleums whiter, also makes all Pabco colors cleaner, purer, richer!

Pabco's white marbleized linoleum has been the sensation of the year. It is the only white linoleum that is truly white when combined with modern white fixtures or furniture.

Made of inlaid "cross-directional" marbleized squares, it produces a floor of unusual character, with seams practically invisible.

Finally . . . and this will surprise you! . . . Pabco white linoleums are easy to keep immaculately clean . . . do not show footmarks!

The Paraffine Companies, Inc.
New York San Francisco Chicago

For decorative features, there is a Pabco plain linoleum to complement (and compliment!) whatever marbleized linoleum you select.

PABCO LINOLEUM

THE PARAFFINE COMPANIES, INC.

There's a wide variety Pabco marbleized li leums from which you select the exact color any decorative scheme.

QUAKER NET STARS IN HOLLYWOOD

THIS interesting window in Miss Gail Patrick's bedroom is curtained with a Quaker Fantasy Net.* (Note too, the dressing table group decorated with the same net pattern.)

Your windows can become a star feature of your home with Quaker Net.

The cost—surprisingly little. Lovely Quaker curtains may be found in all good stores, $2.00 to $20.00 a pair.

As for wear—the combed yarn and three thread construction used in Quaker curtains means they look like new after repeated washings, and last a long, long time.

Booklet of Homes of Hollywood Stars

Glimpses of the exteriors, close-ups of six Hollywood stars' homes. Also our "Correct Curtaining" booklet with over 50 window photographs. sent for 10¢ to cover mailing. Address Dept. A108.

Quaker Lace Company, 330 Fifth Avenue, New York

Also makers of Quaker Silk Stockings

Photographs taken in the lovely home of Miss Gail Patrick,* star in the forthcoming Paramount picture "King of Alcatraz"

—AND HE DIDN'T KISS MOMMY YESTERDAY, EITHER...

Poor little tyke . . . it worried her . . . that indifferent, even distant, attitude with which her Daddy was treating her Mommy lately. And, like her Mother, she couldn't understand why . . . maybe it was because Mommy's breath wasn't as pleasant as it used to be.

When a man and his wife begin to "get on each other's nerves" it is usually not due to one big difference, boldly brought into the open, but to a series of petty annoyances that secretly smoulder in the dark of discontent.

How's your *breath?*

Number one among them is halitosis (bad breath). A breath that isn't what it should be is a pretty hard thing to live with. The insidious thing about halitosis is that you yourself never know when you have it. And since the subject is so delicate that no one mentions it, you may unwittingly continue to offend—*often needlessly.*

Needlessly, because Listerine Antiseptic offers a quick, safe, wholly delightful way of making the breath purer, sweeter, more wholesome. Its antiseptic and deodorant powers are truly remarkable. Just swish it about in your mouth and you will see for yourself. Listerine Antiseptic halts fermentation and kills bacteria, both causes of odors; then overcomes the odors themselves.

Play Safe Always

If you want to be fastidious, if you want others to like you, keep Listerine Antiseptic handy and use it systematically morning and night, and between times before social or business engagements.

LAMBERT PHARMACAL CO., *St. Louis, Mo.*

There's no substitute

FOR THE SUBURBS

ELIZABETH ORFORD

ONE of the most American things we Americans have produced are our suburbs. Suppose a foreigner questioned you about the typical American home. You might describe a farm on a hillside, flanked by a wide red barn with a flock of small white out-buildings crowding it like a mother hen with her chicks, and a row of oak trees for a windbreak. You might picture a city house sandwiched on a thin city lot with servants' rooms five steep flights above the basement kitchen; or you might think of our large apartments. Much more likely the first picture that would occur to you would be a tidy suburban house on a tree-lined street, a neighboring house on each side of it, each individual, but each belonging to the block and the block fitting into the larger unit which is the town itself.

But it isn't physical appearance that chiefly characterizes the American suburb, it isn't the gardens that are an integral part of almost every one of them—it's the people who live in them that make them what they are.

Let the pessimists, who tell us we have become a race of selfish egotists without ties or loyalties, without even any family feeling, look at our suburbs. And ask the querulous, who say that our race is dying off at the top and that nobody who should have children has them any more, to drive along our suburban streets some weekday morning between eight-thirty and nine.

The suburbs attract real people because their appeal is wide. They offer permanence. Most of us, at various times in our lives, may think we don't want ties of any kind. But when we do yearn for a sense of belonging, we can find it in the suburbs. People talk about the "simple life." Life is not simple when it is so lacking in conveniences and plain necessities that it is a constant struggle. Life is genuinely simple when it is easy, when things are accessible, when it is not too harassed, busy, and confused. Such a life you can find in the suburbs.

Then there are those children that pour down the streets every morning. No doubt a large percentage of families who move to the suburbs do it for their children. The city seems to have a place for the children of the very rich and the very poor, but none for those between. In the suburbs children get good schools where they make friends, belong to a group, develop self-reliance.

Living in a progressive community sets up rather high standards to counteract the natural laziness in us all. Hidden behind the brick walls of large cities, there is no doubt, many of us succumb to the human tendency to slump—to let things go, not to bother to make new friends, to vote, to take part in community life. In the suburbs the tendency is the other way. Everyone takes such pride in his house, his garden, his town, that the lazy ones are pulled along. "Keeping up with the Joneses" has its good side.

Then there is the garden, all outdoors. It may seem to some that the suburbs present a rather circumscribed form of outdoors, and they feel that if they are leaving the city they want to get 'way out somewhere. They may be right, but there are a great many disadvantages of the tempting let's-buy-an-old-farm-and-make-it-over idea. Investigate them for yourself, and if you don't feel discouraged you are probably one of those hardy souls who should plunge right ahead.

The disadvantages of the "deep" country can be summed up in one word: distance. Distance from schools, from markets, from the station and work, from the fire department, the postman, the electrician, the nice dependable town sewerage system, water supply, and gas line (though canned gas is a good substitute, or electricity if it is available and not too expensive). You will be utterly dependent on a car; servants are hard to get; you may find a great lack of companionship, another result of distance.

SUPPOSE you have elected to take your family and furniture to the suburbs—take your time in choosing the location. We all like to think we are free human beings, brilliantly carving out our lives in the pattern we want to follow. But the truth is that our lives are dictated, more than we should like to admit, by the circumstances in which they are lived. So choose your suburb carefully. Real estate experts will give you advice on all sorts of material matters—restrictions, taxes, assessments, and all that kind of thing. Use your own power of observation on some other points that may tell you whether or not this is your town.

You will fit more easily into a town where there are not too great extremes of wealth. Go to the station at night when the evening trains come in and see how many chauffeurs drive up. If there are a great many, vote it

[*Please turn to page 67*]

THE AMERICAN HOME, October, 1938. Published monthly, Vol. XX, No. 5. Published by the Country Life-American Home Corp., 444 Madison Ave., New York, N. Y. Subscription price $1.00 a year; Three years, $2.00; Foreign postage $1.00 per year extra. Entered as second class matter December 31, 1935, at the post office at New York, N. Y., under act of Congress, March 3, 1879.

False alarm!

IT'S ONLY THE HEAT ESCAPING . . .

● You can't see the heat that escapes through uninsulated windows, but you pay the bill just the same . . . one out of every four shovelfuls of coal goes right out the windows. This is equally true with other fuels.

What can you do about it? You can "Window Condition" your home and slash 20 to 30% right off your fuel bill. This means that you have two panes of glass instead of one. Between the two panes, a wall of captive air is formed. This air space is proved to be one of the most effective insulators.

"Window Conditioning" does away with fogging due to moisture which collects on unprotected windows, soils draperies, ruins rugs and damages woodwork. You are relieved of drafty danger zones. As a consequence, you save on fuel bills, cleaner's bills and doctor's bills, too. To "Window Condition" your home, call the nearest lumber dealer. Let him explain how to arrange financing under F. H. A. with no down payment. "Window Conditioning" can pay for itself in less than two winters and you have its benefits paying you dividends for many years.

Quality Glass Is Important—With double glazing, the quality of the glass is doubly important since you are looking through two pieces of glass instead of one. Because of an exclusive manufacturing process, L·O·F Window Glass is noted for its greater freedom from waviness and distortion, making it especially suited to "Window Conditioning." These advantages cost you no more. Whether you buy winter windows or double-glazed sash, make sure that each light bears the L·O·F label. It is your guarantee of quality in window glass.

YOUR NEW HOME...
If you are building a new home, ask your architect or builder about the many efficient types and attractive styles of winter windows and double-glazed sash available for "Window Conditioning."

YOUR PRESENT HOME...
May have the comfort and saving of "Window Conditioning." Storm windows are easy to install and inexpensive to buy. An estimate from your lumber dealer will convince you.

LIBBEY·OWENS·FORD

QUALITY GLASS

LOOK FOR THE LABEL

STOP THIS WASTE WITH WINDOW CONDITIONING

(DOUBLE-GLASS INSULATION)

You insulate your windows by applying double glazed sash or modern winter windows of L·O·F Quality Glass. Here's what "Window Conditioning" does for you—

1. Gives you greater comfort—better health.
2. Cuts fuel bills 20 to 30%.
3. Saves you more than any other single form of house insulation.
4. Makes uniform temperatures easier to maintain throughout the house.
5. Lessens drafty danger zones near windows and floors.
6. Makes healthful humidity possible without foggy windows, soiled draperies and moisture on window sills.
7. Reduces cleaner's bills and doctor's bills.
8. Fuel savings help pay for a modern heating plant.
9. "Window Conditioning" is a sound investment—fuel savings alone can pay for it in less than two winters. Dividends continue year after year. Financed under F.H.A.—no down payment.

● Send coupon for free L·O·F booklet completely describing "Window Conditioning" and containing interesting information on treatment of windows.

LIBBEY·OWENS·FORD GLASS COMPANY, TOLEDO, OHIO
Please send me your free booklet which shows typical examples of economies effected with "Window Conditioning" and interesting window treatments.

*Name*_____ *My home has:*
*Address*_____ ☐ *Wood Sash* ☐ *Metal Sash*
*City*_____ *State*_____ AH–10-38

FREE!

Heartsick a Month Ago ... Happy Today

TRADEMARK REG. U. S. PAT. OFF.

I wept over my bridal picture because I suddenly saw how dishwashing had ruined my hands—then . . .

. . . I found that I *could* avoid red, rough hands. Mother told me to use gentle Ivory Soap for dishes instead of ordinary laundry soaps! In two weeks my hands were much smoother. And today they're as pretty as when I was married. Ivory, so pure that it's safe even for a baby's tender skin, costs only about one cent a day to use for all your dishwashing—less than ordinary granulated soaps! Why don't *you* get some "Large-Size" Ivory Soap for your dishes today? Ivory can make a big difference in hands!

IVORY SOAP

for dishes helps keep your hands smooth

99 44/100% pure . . . It floats

THE "LITTLE WOMAN"

KAY HENNING BROWN

I'M BLISSFULLY and quietly looking for the best garden places for my new tulip bulbs, rejoicing that somebody else is telling Peter the "why" of everything. I sing praise, too, because a new teacher, a competent male, is urging Johnny to pick up his books and do something about his fractions. With misgivings I noted the newly painted walls of the kindergarten and hope that Peter will curb his naturally decorative instincts. I jump every time the 'phone rings, but out here in the woods, where we plan to plant daffodils "for naturalizing," I can't hear the bell! I would even admit, albeit reluctantly, to being glad that Brownie's back instructing the youth of the land in the beauties of proper speech and stirring epic. I'd never dare breathe any of these traitorous thoughts to my family, but I bask in the autumn sun and *think* them, anyway. I'm a regular Pollyanna about summer's being over, particularly *this* summer! You see, we "planned" these damp and torrid months!

It all came from last summer's having been so unplanned. We vowed that never again would we let an unplanned one creep up upon us. That was the time when Johnny suddenly went historical on us and we got in such confusion of mind. Brownie spent part of last winter doggedly studying early American history and making remarks about how I had misled him on Ethan Allen and how *he* had known all along that Benedict Arnold had been part of the expedition against Fort Ticonderoga. It was probably all my fault. We were on our way home from the farm; I was so absorbed by the early days of America in the Mohawk Valley and I'd talked so much about them that the boys looked apprehensively at every split rail fence expecting to see Mohawk Indians lurking behind them.

Then suddenly I had the urge to go to Fort Ticonderoga. Here we were, I reasoned, only two hundred miles away and it *did* seem a shame. I hadn't been there since the Fort had been restored, I pleaded, and it would be so good for the boys! So Brownie dashed up the next turn in the road and off we went. I really hadn't had much time to dig out what wandering thoughts I might have had about Ticonderoga before it loomed up before us. It wasn't until we were inside th stockade, however, with its fu sweep of battlement and lake be fore us that we realized what w had let ourselves in for. Peter a once determinedly tried to ki himself by climbing over the wal but John went after every sig and inscription and marker, read ing every syllable in his best mu seum manner. I finally left hir in the Indian loft and took Pete off to see the bake ovens, wher history didn't mean much of any thing to him except *why* did the use funny places in the groun like this and *why* didn't the have stoves and why and wh and why.

Brownie took a tour by himsel and came back from time to tim to report that John had advance twelve inches; that he had gon downstairs; that he was now i the sword room and, he regrette to inform me, he was afraid ou efforts to teach internationa understanding were going fo naught, what with the brigh August sun shining in on ston floors and shining swords an notes about the "British." I lef Brownie to try to answer Peter' questions while I tried to ge John away from the guns. "Oh gee whizz," he said, and dragge after me up to the Ethan Alle door. Dramatically I told hir about how Ethan Allen had take the fort from the British, "in th name of Jehovah and the Conti nental Congress." Brownie an Peter, interested by my gestures came to see what was going on

"ETHAN ALLEN and Benedic Arnold," remarked Brownie firmly. I was amazed. Brownie stood pat. "That's the way learned it in *my* history book." was sad at this pollution of facts "Arnold was at Quebec," I re marked. Brownie looked faint "That was the French-Indian War."

John and Peter were giggling "And there was a Colonel John Brown here, too." Brownie's Scotch look was getting more so

"Now, Brownie, that was the man we just read about down in the Mohawk Valley!" We spent the rest of the day trying to get it straight but did not succeed.

Well, so I said to myself all winter that if Johnny was still historically minded this next sum-

"WORK too hard!" mother laughs to herself, after she packs Polly off to school, "how can I? Here I have the loveliest kitchen any woman could ask for. It's the nicest room in our whole house. I wouldn't mind spending lots more time here than I do. A kitchen like this makes cooking and cleaning up about twice as easy as they used to be. So I'm always finishing up much sooner than I expected."

Well, that's exactly what this kitchen was designed to do—*save time*. Look at that General Electric Range—with all the newest labor-saving gadgets. And don't forget that there's a General Electric dishwasher tucked away in the Monel sink.

Look, also, at the step-saving layout of this kitchen. You can't turn around without finding a Whitehead cabinet at your elbow. They're under the Monel sink—beside the range—and hanging on the walls. Just imagine how much time *you* would save with all that conveniently-placed storage space.

Finally don't overlook the metal that ties the whole kitchen together. Monel contributes much more than beauty to this room. It's a pleasure to clean these smooth, silvery surfaces.

(Above) *This efficient, modern kitchen was laid out by the kitchen planning department of the Whitehead Metal Products Co., Inc. Whitehead manufactures 42 different sizes of steel wall and base cabinets and 57 models of Monel sinks, starting at $41.00. Sink and cabinet combinations begin at $93.30 and are available in any length from 41 to 168 inches in fractions of an inch.*

* * *

(At Right) *All doors open in a Monel sink equipped with the new General Electric dishwasher and the G.E. Garbage Disposall. The General Electric Company also makes the magnificent G. E. Imperial "60" Range shown at right in the illustration above. This model has two insulated ovens and six heating units set in a top of solid Monel.*

* * *

After using the sink, just wipe it dry — and watch it shine. Acid fruit juices — or other things which might leave stains—cannot penetrate Monel. So they are easily and quickly removed with common household cleansers.

Another unexpected advantage of Monel is its resilience. This unique metal acts as a shock absorber—helps safeguard china and glassware against chipping. In addition, it is practically indestructible — rust proof, chip proof, crack proof. After years of hard service, the only change you notice is an improvement — the Monel becomes more lustrous.

If you are flirting with the idea of owning a Monel kitchen, the people to get in touch with are the Whitehead Metal Products Co., Inc., 303 W. 10th St., New York, N.Y. For information on Monel write to: The International Nickel Company, Inc., 73 Wall St., New York, N. Y.

Monel inherits from Nickel its finest qualities – strength, beauty and ability to withstand rust and corrosion. When you specify metals, remember that the addition of Nickel brings toughness, strength, beauty and extra years of service to steels, irons and non-ferrous alloys.

2/3 NICKEL + 1/3 COPPER = MONEL

FIRST DUTY TO HOME BEAUTY

IMPERIAL *WASHABLE* WALLPAPERS

*For that important ⅔**



*⅔ of your home is wall space, worthy of your first consideration. It is so noticeable that a home seems only as lovely as its walls. It is so inexpensive to redecorate, you'll find that it actually costs less than any other home improvement.

For this important ⅔, only the world's finest wallpapers are good enough. Choose Imperial *Washable* Wallpapers, guaranteed washable and fast to light. They are made in all price ranges. Be sure that your decorator shows them to you. The Imperial silver label, in sample books, is your guarantee of lasting beauty for *that important* ⅔.

HOW TO BRING WARMTH TO A NORTH ROOM

Read Jean McLain's book, "The Romance of Modern Decoration." Tells how to make the most of *that important* ⅔. Send 10¢ to cover mailing costs. Use coupon for Jean McLain's free advice on individual decorating problems. She will send you samples, and tell you where to buy Imperial *Washable* Wallpapers.

Copr. 1938 Imperial Paper & Color Corp.

Address: JEAN McLAIN, Dept. A-18
Imperial Paper and Color Corporation,
Glens Falls, New York

Give this information for every room

Type of Room _____ _____

Size (Dimensions) _____ _____

Exposure _____ _____

Type of Furniture _____ _____

Color Scheme Preferred _____

☐ **Please also send me your book, "The Romance of Modern Decoration," for which I enclose 10¢.**

Name _____

Street _____ City & State _____

FRANCHISED DISTRIBUTORS, DEALERS AND REGISTERED CRAFTSMEN EVERYWHERE

mer, we'd be better prepared about it all. We began reading more about the Revolution in our part of the country and trained our car to stop automatically at all roadside markers. Everything would be *planned*.

So we planned to send John to camp for a month. Directly from camp we'd send him up to Uncle Charlie's farm, ahead of us, for a month of haying and "oating." The summer yawned ahead, soft and peaceful. With John away we'd do a lot of reading and get caught up on many odds and ends.

JOHN fell in with our ideas and thought it would be fun to prepare for camp by camping out in our woods. He and Buddy and Les would get his and Buddy's tents and find out all about camping out. So they spent a Saturday getting their tents ready and carefully piling dirt around the bottom of each tent so that no possible breath of fresh air could get in. Les's two-year-old brother Billy, down for a first inspection of the woods, ecstatically seated himself at the back of Buddy's tent and directed operations by throwing dirt into the peering faces of the four- and five-year-olds. Peter was mad because they were upsetting the housekeeping he and Mary had been doing for weeks. Mary was mad because Peter was mad. Brucie was mad because his cowboy suit was pretty hot and nobody would stop to play cowboy. Tammie, the Scottie, kept tripping over the wild cherry roots and, weary of it all, would go down to take a dip in the brook and come back to shake herself all over the spread-out blankets. Buddy would tell how tents were put up in Rhode Island. Les would remark on how he had observed the thing was done on his recent trip to Washington. John would sigh about how up at Uncle Charlie's farm—well—

They cooked their supper over the rakish-looking fireplace they had fixed and had an exciting time eating a delicious combination of hamburger, gingerale, bananas, marshmallows, and milk. They could hardly wait for the fire to die down so that they could go to bed. We went down in relays during the evening to see how affairs were progressing and met other parents doing the same thing. Some visitors came to the house and we were quietly bragging to them of our son's endurance when the phone rang. Buddy's mother. Buddy's father, in a last prowl down in the woods, had found that Buddy and Les, doing some scientific experimenting in their tent, trying to build a fire in dirt, had succeeded in nearly smoking themselves out. Coughing and sputtering they had come up to bed. What did we want to do about John? We suggested leaving him in his tent and letting him spend the night there. We said quietly to ourselves that John would have the laugh on Buddy and Les.

Suddenly there was a bustle at the back door. In came a tousle-headed figure in brightly striped pajamas (he had insisted upon wearing his best ones), dragging about six blankets after him. "Gee whizz," he remarked, "Buddy's father woke me up because he thought I'd be scared to be down there all alone."

"Well, why didn't you tell him you wouldn't be scared and stay down there?"

He looked very scientific. "Oh, well, I looked up at the sky and I just said to myself it looked like rain and I know my tent isn't really waterproof and wouldn't it be a shame for me to get a cold just when I'm going to camp, and I bet the tents at camp are waterproof, anyway, and so—" He smiled ingratiatingly at us and trailed up to bed.

"Well, he's *prepared* for camp, anyway," I said with a sure calm.

So Johnny went to camp and had a grand time. He won a camp letter, which he pinned crookedly on a sweater. Much to his disgust, however, he was considered one of "the younger boys" and was put into a cabin with real log walls and a fireplace. He even had an honest-to-goodness cot. It rained thirteen days out of the month he was away and he and his cabin mates parked peacefully in front of the fire and toasted their toes and read. "Gosh, it was swell." He came home with such a bad cold that we stuck him in bed for a few days and persuaded him to wait for farm life until Brownie's vacation period came. He bounced out of bed and spent the last few days before the farm trip teaching Peter all the wrestling tricks he'd learned. The sound of Peter's head bumping the floor resounded throughout the house. "Now here's a good one I'm going to try on Buddy and you can try it on Brucie," he'd yell. Bang! Crash! Squawk! "Well, that plan worked well," remarked Brownie.

DURING John's absence we had planned long days of ease and quiet comfort; long days of painting the boys' bedroom floor and getting the porch furniture in good shape. I had planned to keep Peter busy at various projects and out of mischief. John hadn't been gone long when I tried to clean some paint spots from the cellar steps with turpentine daubings. Peter was intrigued and after I had gone upstairs he decided I hadn't done as good a job as I might have, and got out the bottle of turpen-

[*Please turn to page 66*]

AT LAST .... SCIENCE ENDS ANOTHER THANKLESS JOB

NEW SCRANTON TRIPLE-TESTED CURTAINS STAY CRISP LONGER . . . LAUNDER WITHOUT STRETCHERS . . . NEED NO STARCH

DO you dread the day your curtains will *have* to be laundered? Are you fed up with the bother of starching them, putting them on stretchers, refitting windows and sewing in new headings?

Yes, it's a *mean* job—and *so unnecessary*, today. For Scranton now introduces curtains with a marvelous finish which *completely* eliminates *every last one* of these tiresome, old-fashioned chores.

NEW FINISH PUTS OFF WASH DAY, TOO! . . . No substitute has ever been found for lovely, fashion-right lace net curtains. They always give a room *just the right* tailored appearance. But, like all curtains, they do get dusty . . . dirty.

Unlike the others, however, these Scranton Craftspun* Curtains, with the *Triple*-Tested Finish, resist the soiling effects of dust. Just give them an occasional "shaking"—and you can postpone wash day for weeks. Grime and dirt *will not penetrate* into their thread fibers!

When laundrytime comes round, you'll wonder why you put it off so long . . . no starching . . . no stretching . . . no refitting. Just follow the simple "Beauty Treatment," below. There's *nothing* to it!

And you'll be just as thrilled when you discover how much *longer* Scranton Craftspun Curtains last. All yarns are either *double-* or *triple-thread*—tied in place to prevent slipping.

EXCLUSIVE PATTERNS PROTECT YOU! . . . Combined with its *exclusive* Triple-Tested Finish and finer methods of lace making, Scranton *now* offers you *Design Patented* Craftspun Curtains! Every one an exquisite original Scranton design . . . every one protected against imitation. For the first time, you can buy curtains that *cannot be reproduced* in cheaper goods!

Moreover, every Scranton Craftspun Curtain is expertly tailored, with matching, lock-stitched hems and adjustable, ready-to-hang tops. No sewing is necessary. See these beautiful, time-saving curtains, today . . . at leading stores, everywhere.

THIS SIMPLE "BEAUTY TREATMENT" KEEPS CRAFTSPUN CURTAINS FRESH . . . NEW . . . FOR YEARS

It is not necessary to rip out sewed headings before laundering. Just shake curtains well to remove dust.

Launder in lukewarm Ivory suds—and rinse. No starch is necessary. *Exclusive* Scranton finish retains crispness.

Do not use stretchers or clothespins. Hand squeeze water from curtains and hang over line till *damp-dry*.

Press curtains while *still damp*, with *medium* hot iron. This restores original gloss—avoids shrinking.

Hang up curtains again, in *original* headings. No refitting. *Tied-in-place* weave keeps threads from slipping.

*Registered in U. S. Patent Office

Scranton TRIPLE-TESTED CURTAINS

"THE NET OF THEM ALL"

Guaranteed As Advertised in Good Housekeeping

Look for Scranton's Triple-Tested Seal

Seal of the American Institute of Laundering

"PINEAPPLE HARVEST" *lithograph by* ROBERT RIGGS, *world-famous lithographer. A reprint of this lithograph, suitable for framing, will be sent you free upon receipt of your name and address with one label from any Dole Pineapple product. Address Hawaiian Pineapple Co., Ltd., 215 Market Street, San Francisco, Calif.*



Truly Hawaiian



Gather pleasure in full measure with every glass of fragrant, appetizing Dole Pineapple Juice from Hawaii. Pure — unsweetened — natural!

Hawaiian Pineapple Co., Ltd., also packers of Dole Pineapple "Gems," Sliced, Crushed, Tidbits, and the new "Royal Spears." Honolulu, Hawaii, U. S. A. — Sales Offices: San Francisco, Calif.

Copyright 1938, by Hawaiian Pineapple Co., Ltd.

Outdoor fireplace, country home of Mr. S. W. Mangham, Atlanta, Georgia

CONTENTS

National Edition

OCTOBER, 1938 VOL. XX, No. 5

Cover Design: Color photograph by F. M. Demarest (See page 26)
There's No Substitute for the Suburbs . . . . *Elizabeth Orford* 4
The "Little Woman" . . . . *Kay Henning* Brown 6
We Give You Livable Modern 12
There is Fashion News in Period Decoration 14
The Poulsen Girls and Their Namesake Roses 16
Hitch Your House to a Garden . . . . *Helen Bell Grady* 17
Tucson Adobe Modern . . . . *Martha B. Darbyshire* 18
Use Hyacinths Among Your Shrubs to Herald Spring *J. Horace McFarland* 20
Plant Now for Future Beauty from Bulbs 21
Here Are Some of Our Pet Ideas for Banishing Dullness 22
Autumn Idyll 24
Is a Tree Worth It? 25
The Room on Our Cover Is a New Deal in Apartment Color *Joseph T. Kloman* 26
Collector's Item . . . . *Agnes L. Sasscier* 28
American Home Pilgrimages No. V—Michigan 29
American Homes in Detroit's Suburbs 31
We Raised the Roof and Made a Playroom *Thomas Robert Edwards, Jr.* 43
Pooler, Georgia, Starts a Garden Club . . . . *Josie Lee Herrin* 44
"Skoost Me" . . . . *Helen S. Neal* 45
Make No Excuses . . . . *Dorothy Kampenga* 45
"Pretty Up" Your Kitchen 46
Pass Around the Old Favorites . . . . *Ellen Sheridan* 48
Some New Twists for Good-but-dull Canapés 49
Take Good Care of Good Silver . . . . *Joseph Danforth Little* 50
Coast-to-Coast Recipes 51
A Gander at Sauces . . . . *Murray Manning* 58
Right from Our Own Kitchen 65
Tut! Tut! Mrs. Lutes . . . . *Mary Higgins Buirgy* 66
Our Bit of Heaven . . . . *Jessie French Fisher* 68
Wax Works . . . . *Mary Carpenter Kelley* 77
Authentic American Art . . . . *Elizabeth Dumas Truex* 79
The Diary of a Handyman . . . . *T. E. Whittlesey* 82
We Furnish a House for $60 . . . . *Miriam Dodge Lappala* 83
We Ran Out of Money . . . . *Eleanor Baur Combs* 92
Garden Clubs in October . . . . *Mrs. Frank E. Jones* 97
Make Yule Logs Now . . . . *Ailsa Craig Robinson* 98
May We Present! 99
Just Among Us Gardeners . . . . *E. L. D. Seymour* 108

MRS. JEAN AUSTIN, Editor

E. L. D. SEYMOUR, Horticultural Editor
CHARLOTTE E. CONWAY, Associate Editor
W. M. MEHLHORN, Building Inquiries
FRANK A. EATON, Art Director
JULIA BOURNE, Home Economist
MARY E. MONZE, Decorating Inquiries

Published monthly by the Country Life-American Home Corporation. W. H. Eaton, President-Treasurer, Henry L. Jones, Vice-President, Jean Austin, Secretary. Executive, Editorial and Advertising headquarters, 444 Madison Avenue, New York. Subscription Department, 251 Fourth Avenue, N. Y. Branches for advertising only: 248 Boylston Street, Boston, Mass.; 360 North Michigan Avenue, Chicago, Ill.; A. D. McKinney, 915 Olive St., St. Louis, Mo.; W. F. Coleman, Henry Building, Seattle, Wash.; W. F. Coleman, 485 California Street, San Francisco, Calif.; W. F. Coleman, 530 West 6th Street, Los Angeles, Calif. Copyright, 1938, by the Country Life-American Home Corporation. All rights reserved. Title registered in U. S. Patent Office.

Our Second Honeymoon

BEGAN WHEN WE GOT RID OF THE 4 BIG JOBS!

THE other day I carried Alice over the threshold of our home the way I did when we were first married 20 years ago. We were beginning our second honeymoon!

It all started last Spring when I said to Alice: "We ought to get more enjoyment out of life before we become a pair of old fogies. Couldn't we modernize this house so it wouldn't be so much work?"

"Frank," she answers, "there are *4 big jobs* connected with housekeeping that keep us tied down. If we could find a way to lighten them—life would be a song."

Well—I looked into it, and learned this *wonderful* good news! There's been a regular revolution in gas equipment and in the cost of using gas. Millions of smart folks have said *"good-bye"* to the 4 big jobs. Gas will handle them—do it automatically and inexpensively.

Now GAS does these jobs in our house, and Alice and I are having a second honeymoon. We've got the *leisure* to do the things we've always wanted to! Weren't we foolish not to have done this years ago!

* * *

It costs nothing to learn how Gas can do the 4 Big Jobs in your home. Ask your Gas Company or Dealer today!

1. GAS FOR COOKING

THE COOK IS A LADY OF LEISURE when she owns an automatic Gas Range. Cooking is *faster*—cleaner. Broilers are smokeless. Simmer burners eliminate steam. Oven insulation keeps kitchen *cool!*

2. GAS FOR REFRIGERATION

HOME-MADE ICE CREAM—MM! Just one of the joys of an automatic Gas Refrigerator. You'll appreciate the ample storage space —the releases for ice trays and cubes. No moving parts to wear. Gas Refrigerators are silent, have long life. Upkeep is gratifyingly low.

3. GAS FOR HOUSE HEATING

AN EXTRA "FUN ROOM"—because a Gas Furnace is so trim, clean and quiet you can turn the basement area in which it stands into a playroom. Gas is the only *completely automatic* heat. There's nothing to tend—no fuel to order or store. No dust, ashes, smoke or soot. A Gas heating unit is low in cost. Installation is simple.

4. GAS FOR WATER HEATING

HUBBY'S HAPPY when there's plenty of hot water for his shower. A Gas Water Heater is the easiest way to assure it—and *inexpensively!*

Look for this Seal of Approval of the Testing Laboratories of the American Gas Association when you buy gas equipment. Appliances bearing this seal comply with national requirements for safety, durability and efficiency.

LET GAS DO THE 4 BIG JOBS

COOKING
WATER HEATING
REFRIGERATION
HOUSE HEATING

Heywood-Wakefield

Loeblein

Loeblein

Michigan S

We give you livable modern

Color photograph by Van Nes-De Vo



Mueller

Heywood-Wakefield

Widdicomb



Karpen

-and it's called "Swedish Modern"

A WHOLE new world of possibilities has opened up this fall—and a very exciting one it is. To be sure, we have already had some "Swedish Modern" furniture, but only this season has the trend developed into a real style movement, with fabrics and floor coverings to go with the furniture, so that there is now available a wide assortment from which to choose, and at practically any price range one prefers to pay. Inspired by designs, colors, and textures important in Sweden for some years now, it has been adapted to our modern American tastes and habits of living and gives us something we can be genuinely enthusiastic about.

You will recognize the furniture the minute you see it because it is light and graceful, with smooth flowing curves, and is made of light-colored woods generally described as "blond." The fabrics used on furniture and for draperies are usually textured; that is, they look as if they would have a somewhat rough feel. The colors, and they are particularly fresh and appealing, are on the pastel side, light, off-shades like turquoise blue, many pinks related to the coral family, and many interesting greens with a great deal of yellow in them, such as chartreuse and olive green.

If in the past you have liked 18th century English furniture, you will feel at home with Swedish Modern, for it has many of the same fundamental design ideas, simplified. If Early American things have been your preference, you will find a similar charm and quaintness in Swedish Modern. If you have been interested in the various versions of modern design of the last ten years or more, you will appreciate the lighter, more graceful effects in Swedish Modern, for it is ideally adapted to our American homes.

TO GIVE an impression of the character of Swedish Modern furniture, fabrics, and floor coverings, we are showing on these two pages some of the outstanding examples, which probably can be seen on display in your favorite store.

Across the top of the page there are a number of chairs, which give an idea of the variety of design of which Swedish Modern is capable. From left to right, they are as follows: an occasional chair, upholstered back and seat, with cane arms to give it lightness, from Heywood-Wakefield Co.; two chairs from Loeblein, one with gracefully curved back corners, the other with slightly flared, high back; a channel-back chair with charming rounded lines, from Michigan Seating Co.; an open-arm chair which suggests derivation from the familiar wing chair, from Mueller; and another clever version of the combination of wood and cane, in a chair from Heywood-Wakefield. The nest of tables, from Widdicomb Furniture Co., shows how well Swedish Modern is adapted to the small, incidental pieces we require in our homes. Karpen has made the last piece, an exquisite little bench, for hall or bedroom.

Opposite page: The soft green of fabric (1) is typical of Swedish Modern colors. It is used for a striped spun rayon cloth, 50" wide, with a soft draping quality. From Colonial Drapery Fabrics Inc. (2), called "Oslo" by its makers, Charles Bloom Inc., who have used two of the

[*Please turn to page 74*]

Dunbar

Color photograph by Mac Nichol-Cummins

Tomlinson

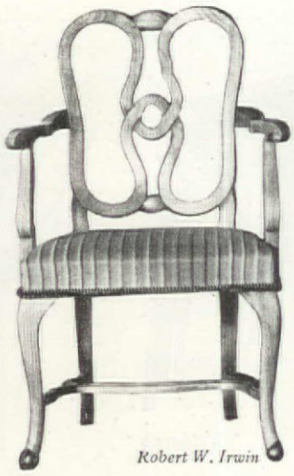

Robert W. Irwin

Colonial

W. F. Whitney

There is Fashion News in Period Decoratio

W. F. Whitney

Imperial

Mersman

Heywood-Wakefield

Photograph by MacNichol-Cummins

The wide stripe, the somewhat baroque design, and the rough textured horizontal stripe, all carry the same lovely dusty pink tone that is of outstanding importance this season. One of Titus Blatter's ensembles

JUST because you are one who happens to love period furniture, don't think for a moment that there is nothing new for you! There is so much that you will just wish your house were larger to accommodate some of the very beautiful pieces that have been brought out in Eighteenth Century mahogany or walnut, or in Early American maple. To begin with, each season sees an improvement in the finishes applied to these fine traditional woods, and this fall we seem to have arrived at real perfection in that respect. The new mahogany pieces have that soft, satiny texture that is usually associated with museum pieces, and they have a rich pure brown color. Those in walnut are equally well finished. And the trend in maple, noticed some time ago, is toward a light tan tone with a freshness and sophistication quite in line with the more authentic and more delicate lines of Eighteenth Century designs which have come to the fore in Early American furniture.

The furniture illustrated on these pages represents only a few of the dozens and dozens of pieces which go to make up the collections you will be able to see in your favorite shops this autumn. One of the particularly choice pieces is the mahogany china cabinet in Tomlinson's Mt. Vernon collection, built after considerable research and with infinite attention to detail. Note the painted glass panels across the top, like those in many fine old mirrors, and the diamond panes of the glass doors, which would reveal so perfectly one's favorite old glass or china. This is one of those "important" pieces which would give dignity and charm to any room in a house into which it was placed.

Drexel

The chair next to it is unusual in design, and would be equally at home in the dining room or as a desk or occasional chair in the living room. In butternut this piece of Irwin's can be matched with side chairs.

We can imagine no one, with a free wall space three feet long and the need for a desk, who would not appreciate the mahogany piece from the Colonial Manufacturing Company. Its grace of line is obvious; it is hard to believe that it is only 34 inches wide, 44 inches high, and 21 inches deep, and yet that it has so much storage space: four commodious drawers, two smaller ones, and eight open pigeonholes. It closes with a top much like that of the once familiar roll-top desk. This is a piece which would be perfect for a small living room or for a bedroom, where too much space could not be given over to a desk.

Whitney's little maple corner table shows the grace and lightness of design typical of this year's fashion in Early American furniture. Used singly or in pairs, it would add distinction wherever it found itself. Incidentally, there is a little corner hanging shelf to go with it, not illustrated, and these two pieces used together furnish an answer to the difficult corner problem and are both decorative and useful.

Tables we have always with us—but seldom enough, and often not exactly the right sizes and shapes for the spots reserved for them. Here are five, widely different in character, but all especially useful

[Please turn to page 96]

Imperial

Baker

Robert W. Irwin

Colonial

with no dearth of ideas for Apartment Dwellers

ONCE upon a time those who lived in apartments had a real problem in trying to have all the furniture they needed fitted into a usually limited space. No longer is that true, for there are endless pieces which take up a comparatively small space, and which have more than one use.

Take the Imperial desk-chest above. To begin with, it is a beautiful piece of furniture. But consider how useful it can be in the apartment living room. The desk surface can be closed up when not in use, and the three wide drawers provide space for household linen, extra clothing, or what you will. The chair next to it, a Baker piece, makes a perfect host chair at the dinner table and is equally appropriate as an occasional chair.

Howell

In many apartments there seems hardly room for a big davenport. But there must be a comfortable place to sit, and why not a charming love seat, like the Irwin piece at the top of the page? From their Pendleton collection, it comes in a variety of materials, but we're particularly fond of the stripe in which it is shown.

If you are fortunate enough to have a fireplace in your apartment, real or simulated, think what one of these charming fire screens would do in added decorative value. Mounted on the mahogany stand are delightful flower prints, themselves framed in mahogany. The Colonial Manufacturing Company makes these.

In the center of the page is a table with its accompanying chairs, which can always stand ready for that bridge game; it is adequate for serving four people at meals and can be extended when guests drop in! With a natural birch top, its supports, like those of the chairs, are of chromium. This group, from Howell, is one of those things which seem made for the apartment dweller and which would be excellent for the table requirement in the game room you are fixing up!

Lounge beds are something new under the sun and something that will be appreciated by everyone who lives in an apartment. By

[*Please turn to page 96*]

Simmons

Serta-Sleeper

Pullman

Burton-Dixie

The Poulsen Girls

Photographs of the young ladies by Keystone View Company; those of the roses, courtesy Jackson & Perkins Co.

and Their Namesake Roses

Above, the lovely, clear pink, semi-double flowers of the variety Else Poulsen. Above right, three of the daughters with their roses—left to right, Karen, Else, and Grethe with the mischievous smile

Anne Mette, the family pet and, left, a bed of her rose, a true "Floribunda"

THE comparison of lovely ladies, or certain of their features, with beautiful flowers has long been a favorite method of paying homage among poets, librettists, and love-smitten swains. It has been the custom of plant hybridists to reverse that process and honor their flower originations by naming them after maids and matrons, fair, or famous, or both. Or perhaps this is simply their subtle method of achieving the same result. Whichever it is, the practice has had one of its happiest applications in the naming of six popular modern Danish roses after the six Misses Poulsen of Copenhagen, not only because of the charming brilliance and wide garden usefulness of these new polyantha hybrids, but also because of the human interest that attaches to the young ladies whom first their grandfather, and later their fathers, have so honored. Ellen, Else, Kirsten, Karen, Grethe, and Anne Mette may be known personally to only a comparatively limited circle of friends; but through their roses their names are on the tongues of gardeners in many lands who, no doubt, wish they might know them better. It is a privilege to be able to let THE AMERICAN HOME readers see pictures of five of them—girls and roses.

It was about 1908 that the late D. T. Poulsen, a Danish rosarian, began hybridizing efforts designed to produce new varieties suited to the severe and variable climatic conditions of his country and other parts of Scandinavia. Early in his work he became impressed by the vigor and adaptability of the improved polyantha varieties

[*Please turn to page 109*]

Kirsten Poulsen and her namesake, a single crimson rose

Hitch Your House to a Garden! . . .

HELEN BELL GRADY

The Beamans of Antioch gain a room for $100 and lose no precious garden space!

TAILS shouldn't wag dogs, even in the case of a house and garden. Thus thought Mr. and Mrs. Foster Beaman of Antioch, California, when the problem was whether to add part of their garden to their house or part of the house to the garden. How "garden dog" continued to exercise his authority over "tail house" makes an interesting story of house planning in which the Beamans showed much originality as well as practical skill.

You see, where they live, the garden is the most attractive day room for children and parents for about nine months of the year. All being fond of flowers and the out-of-doors, it was easy for them to regard the garden really as the "dog" of their establishment. The house was an attractive and comfortable "tail," to be sure, but after all, only a necessary appendage to the delightful garden.

Inevitably, the time came, however, when to meet the demands of a growing family it was necessary to add an additional room to the house. The only place permitting an extension was right upon the patio, the most charming and the most precious spot in the garden. You can imagine the struggle of desires that ensued, and arguments, too, no doubt, until one day clever Mrs. Beaman hit on the happy solution.

They did not take from the garden to add to the house, they added the house onto the garden. They would just leave the patio as it was and merely glass it in, to have the all-year-round dining room they needed. The corner of the living room which had been used for dining purposes would enlarge the room for living room furniture groupings. And thus a house large enough for their requirements without stealing a bit of the valuable and much used garden space. How they did it follows:

They removed a small, oblong window which had been placed near the ceiling at the end of the living room and substituted a wide archway. Through this doorway, a view of the beautiful garden was brought into the living room where it had been entirely lacking before. It was also possible now to enter the garden through the enclosed patio, instead of going through the kitchen or around the house.

New brick was used for the two steps leading down from the living room to the patio-dining room which was on the garden level to make it seem more a part of the garden. Used brick, obtainable in California for a penny apiece, but procured by the Beamans as a gift, provided the floor and the wainscoting along the right wall of the room. This idea of Mrs. Beaman's for a brick wainscoting was a good one, for it now resembles a garden wall and thus carries out the rustic atmosphere still further. As you view this wall you notice that it has been built so that it steps up in order to provide for a built-in cupboard above the first step, space for a Franklin stove before the second,

[*Please turn to page 106*]

Maynard L. Parker, Photographer

TUCSON ADOBE MODERN

Uses smart colors gets incredibly "lots of house" for $6,000



RICHARD A. MORSE, *Architect*

MARTHA B. DARBYSHIRE

THE late Matthew Flinders' house in Tucson, Arizona, is a modern house. Maybe you haven't cared for a modern house and, as one seeking houses to interest people, the writer has been slow to do any heel-cracking or hand-clapping over modern decoration or modern architecture. For cocktail lounges or offices, but not for day-in and day-out living —that was my decision.

But it is all a mistake! This house of the late Matthew Flinders is a bachelor's house. Its clean, modern lines give an effect of sculptured richness which both men and women like. To accentuate the form of the house, the exterior is painted in two colors —pearl gray and clay terra cotta, indigenous to Arizona. The main body of the house is gray with the terra cotta emphasizing the L forming a north terrace and again in the patio L at the south. The front door is a soft green with the cement door stoop and the tree tub colored to match and blend with the grass-sodded terrace, outlined with a terra cotta curb. There are no two ways about it—the house is smart!

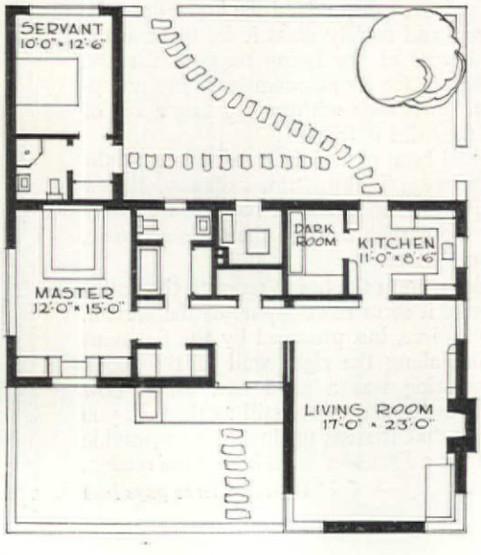

There is no type of decoration which has been so butchered as has modern. Matthew Flinders employed Mr. Peter Rooke-ley to decorate his house, for Mr. Rooke-ley came to Tucson at just the right minute. Mr. Flinders' house was new, still in the throes of construction, and the architect, Richard Morse, was as modern minded as Mr. Rooke-ley, so the coöperation was perfect.

The house itself is a decided achievement —the most house you can imagine for $6,000. Of stuccoed adobe construction, which in another part of the country would probably be hollow tile and stucco, it has two bedrooms, two baths, living room, a dark room (Mr. Flinders was a photography hobbyist), library-hall, kitchen, and closets which some people would call storerooms. It is what we might call a spacious little house, yet one that seems to have everything that is wanted.

The hall has a coat closet which also accommodates the telephone and filing cabinet. There's another six-foot closet where you can store card tables or the children's sleds and the perambulator, if you have children. Being a bachelor, Mr. Flinders held to tables, golf clubs, and tennis rackets. At the same time, the hall is a library. One entire wall, the length of the room, has floor-to-ceiling bookshelves. It was just a wall, standing there doing nothing when the architect and decorator got to work. Now why do you suppose more people haven't thought of making the hall a double-action room, thus getting more out of it?

This house, it must be remembered, is in desert country. Too much of anything, even sun, gets tiresome. Therefore, instead of light walls Mr. Rooke-ley made three of the living room walls a soft chocolate brown and the other and the ceiling, oyster white. The light wall is, of course, at the far end of the room, to the right as you enter the living room, to lengthen the appearance of the room, give a tie-up with the ceiling, and to supply a light background for dramatic dark furniture.

The entire house is carpeted in chocolate brown. A continuous floor covering in a small house always gives an atmosphere of space. Carpet is felt, an inexpensive floor covering which wears well and is cemented down like linoleum. Over the living room carpet there is a large oyster-white Cambodian rug. The lounge chairs are covered in brown chenille, a pair of fireside tub chairs have eggplant velvet upholstery and the corner window seat is covered in oyster-white chenille. The Cam-

[*Please turn to page 56*]



Smart colors and smart ideas—like that reeded panel to conceal the fireplace during hot weather—make the living room one of character. Striking draperies, a brown and eggplant design on white, are the key to the color scheme. Floor to ceiling bookshelves make the hall double as a library

J. Horace McFarland Co.

Use HYACINTHS among your shrubs to herald Spring

J. HORACE McFARLAND

CATALOGUES, books, and memory place the fragrant but not always graceful hyacinth in beds, rows, or masses in our gardens, so much so that the dignity and cheerfulness of the individual spike are quite successfully concealed. Thus it has come about that the garden use of the hyacinth has declined until that once popular Holland bulb blooms mostly in the large displays of public gardens or the more elaborate private gardens, though, to be sure, occasionally someone has used specific varieties for a specific color purpose. This use, in fact, has occurred here at Breeze Hill, where a planting of the deep-toned King of the Blues near the garden pool blooms coincidently with the orange tulip De Wet to good effect.

This same Breeze Hill, in Pennsylvania's capital at Harrisburg, is an experimental garden where many garden items are tried out. Within the last few years the tulip has been extensively added to these tests, not only in comparisons between more than 250 varieties to detect duplications, but in order that new uses and combinations may be suggested to those who want to use ordinary garden flowers to produce varying delightful garden pictures.

In 1937 it was suggested by the central Holland bulb organization, considering the widespread advantages of the tulip trial, that similar study be made of the Hyacinth Family, represented not only by the familiar form but by the less well-known muscari branch, which includes the grape-hyacinths, and by the widely varied scilla forms.

So there came to Breeze Hill some eighty distinct hyacinth varieties (just about double as many as are ordinarily catalogued in America), and in addition to these a large number of varieties of scilla and muscari.

These eighty hyacinths of the main family had been planned for a different use, counting carefully on their blooming time before and during the breaking forth of the foliage on the trees and the shrubs. We who placed and planted knew we had white as well as blue, purple, pink, and yellow shades in a wide range, but we did not know about the character of the spikes and bells of the individual varieties which were represented.

Following the idea of different use, these hyacinths took place around the edges of several long borders and bays in two of the five Breeze Hill gardens, being rather informally placed in dozens of a kind. All the book and catalogue rules as to sun and shade were disregarded, both purposely and of necessity, and with the happiest results. Thus the varied exposures had been considered

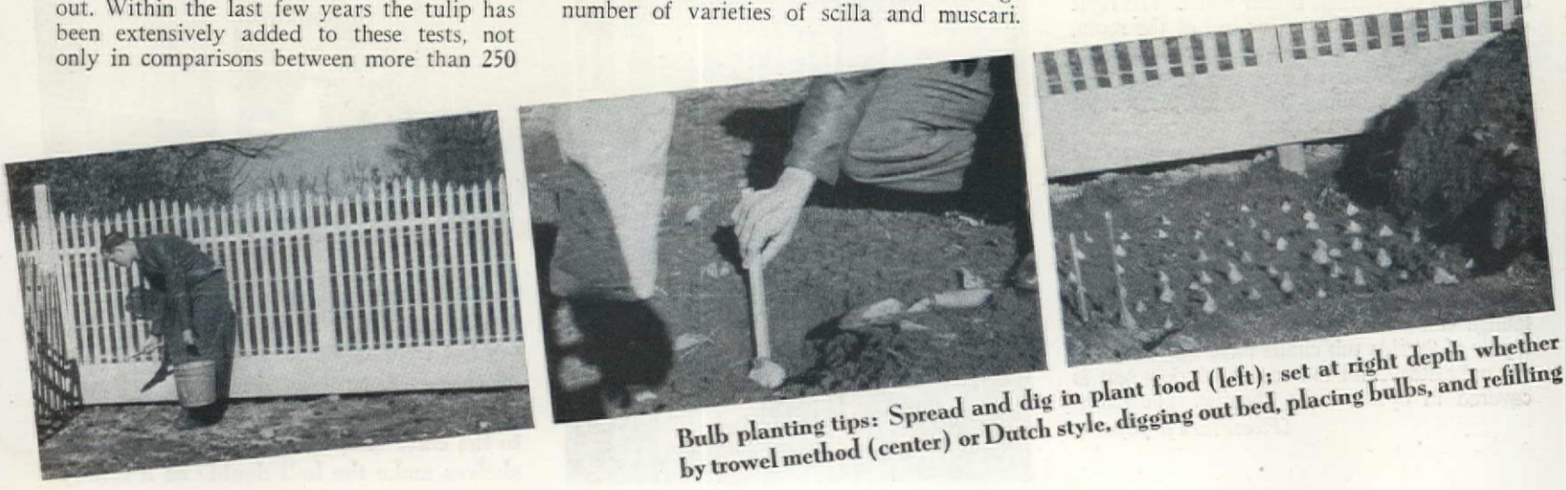

Bulb planting tips: Spread and dig in plant food (left); set at right depth whether by trowel method (center) or Dutch style, digging out bed, placing bulbs, and refilling

with the immediate backgrounds, and not as to east, west, south, or north, or as to sun or shade. Sometimes the location included naturalized daffodils, and in one case it fronted an azalea planting of considerable merit. Always the major object was to have the hyacinths bring in the spring with soft color as the foliage of the contiguous shrubs and trees expanded. The consequence was that spring was ushered in through four full weeks of gradual advance and with increasing beauty.

The illustration on the opposite page suggests one of the many pleasing effects thus obtained. As the bloom maturities were punctuated by late cold spells, and even frosts, there was a test of the endurance of the lovely spikes as they drew up to their height. The sharpest test was when a heavy sleet storm bent down some of these spikes and encased them in crystal over night. The soft spring sun of the next day did its work admirably and took away the crystal, straightening up the spikes so that practically no harm was apparent.

The essence of this presentation is to urge readers of THE AMERICAN HOME to bring back the hyacinth into their garden consideration, not in masses or beds or rows, but in punctuating points close to a spirea or a magnolia or a deutzia expected to come into foliage and into later bloom. (Somehow the picture here presented looks more formal than the actuality did, perhaps because there had been rather careful thought given to the association of tints included in these hyacinth varieties.) I do not know which of the sorts I shall mention are available in American commerce, but I do know most definitely of the effectiveness they provided. Thus the light pink Heraut, or Herald, opened the season with its soft creamy pink spikes, the pink note being later deepened by Princess Margaret and Lady Derby. That the Hollanders do not know color as we know it was proved when King of the Violets showed beautiful pink, as did its associate Rose Lieber, carrying us into the deep pink blooms of G. van der Mey, Imperator, Morgenstond, and others which ran us up the color scale to what, in the catalogues, are called red. Of these Tubergen's Scarlet (which was not scarlet) and Jan Bos were really deep cerise, and good to look at.

It wasn't hard to discover that we didn't like purple hyacinths, and that the deep blue varieties were topnotch in interest. Thus Ivanhoe, in deep violet, led into the darkest of all hyacinths, Menelik, which really did have black streaks in the center of its wide bells, held on a superb spike.

Unexpectedly pleasing were certain yellow hyacinths, including Buff Beauty and Oranje Boven. Of course the white varieties could be appreciated, with Edelweiss, Snow Mountain, Arentine Arendsen, Grand Blanche, and Mme. Kruger varying greatly in style and individual flowers, and winding up in Queen of the Whites with large, finely formed spikes.

But this is not a discussion of varieties so much as a hint: Put Hyacinths in corners of bays in your shrub borders this autumn!

Plant NOW for Future Beauty from BULBS

Natural color photograph above by Harry G. Healy

Color illustrations at left from National Garden Bureau

WOULD you save yourself a repetition of those pangs of remorse and self-reproach that you have suffered in past springs as you viewed other gardens bright with bloom that you had neglected to provide for in your own? Then buy and plant hardy bulbs, beginning any time now and keeping up the good work throughout the whole glorious fall season—yes, and even over the Christmas holidays, as long as the soil is not frozen and space and funds hold out.

After all, the space problem isn't so serious, for right where bulbs bloom in spring, later you can sow or plant out annuals to give other pleasing effects in summer and autumn. And as for expense, what can you buy that offers more generous and heart-warming loveliness in greater variety of color and form—and not for one year only, since good bulbs, well cared for, are repeaters for two, three, five, a dozen, or even more years? Just think of the effects you can achieve—with chionodoxas, crocus, hyacinths, leucojums, lilies, montbretias, muscari, narcissi, scillas, snowdrops, tulips, watsonias, zephyranthes, to touch merely a few high spots in the alphabetical bulb line-up! And when you have thought over the list . . . get busy!

Natural color photograph by Van Nes-De Vos

Color is one of those pet ideas, especially when it is one of the new pinks, greens, or wine tones, like those in the materials above. Nothing can be dull about a room which boasts these new "off-shades" to bring it completely up-to-date for fall, 1938

Here are some of our Pet Idea

Drexel

Berkey & Gay

or Banishing Dullness

THE very newest colors on the fashion horizon in decorating are lovely dusty pinks and interesting off-greens like chartreuse and olive green. These will be seen this autumn in wallpapers, drapery and upholstery fabrics, and even in floor coverings. They are part of the whole color palette of "off-shades." Of course, there are plenty of others as well—yellows, with a green cast, blues like turquois and an almost-hyacinth shade, mulberry and plum tones that somehow have a sparkle and freshness they never had before.

In fabrics, there is something else that is new and extremely interesting. That is spun rayon, a yarn which gives a real texture quality to fabrics, without making them too rough to be suitable to interiors of the dignity of Eighteenth Century tradition, and without any shine—just a soft sheen that is really beautiful in the graceful folds of draperies or in the tailored fit of upholstery. While these colors and textures are quite new, it is not going to be difficult to find different patterns that will go together in one room. For they have really been designed to go together. Turn to page 14 and notice the three dusty pink fabrics at the bottom of the page—a wide stripe, with oyster white and blue as well as pink, an all-pink baroque design, and a roughish horizontal stripe in pink and white. The same color yarn has been used in all, so that one is assured of harmony in draperies and the different upholstery materials one may wish to put together in one room.

ON THE OPPOSITE PAGE:

1. A neutral ivory stripe wallpaper done in the wide stripes so much in fashion. From Imperial.

2. A glorious floral wallpaper in the new greens with touches of yellow-ivory for accent. From Richard E. Thibaut.

3. Something very new in printed linens—a Sanforized linen, pre-shrunk and fast to light and laundering. Colonial Fabrics, Inc. has brought this out in a natural linen ground with a multi-color floral design that would be at home anywhere.

4. Foliage of all kinds seems particularly full of design inspiration for floor coverings. The silver green carpet from Karagheusian has a delicacy that is of great interest, aside even from the delightfully subtle green color.

5. Stripes are very much in the fabric picture and they come in all kinds of fascinating color combinations. The little swatch book shows some of Colonial Fabrics Company colors.

6. The new greens are well exemplified in a glazed chintz from Cyrus Clark. This too is fast to light and laundering and is pre-shrunk. Its design and colors speak for themselves.

7. One of the choicest wallpapers we have seen in a long time shows more of the new greens. This Imperial pattern is one of those rare papers which can go upstairs or down, in cottagey or formal interiors. It is very versatile.

8. White grounds always set off wallpaper designs and colors, and this Strahan paper is no exception. Its quaint pattern and lovely strong pinks and greens give it real distinction.

9. Here is another of the stripes we shall see everywhere this year. In rich burgundy color, it has a luxurious sheen which will be very appealing. From Riverdale Mills.

10. Two of the important colors of the season are combined in this widely striped wallpaper from A. H. Jacobs. They are pale blue and burgundy.

11. For small pieces of furniture or for draperies, there is a fine stripe in fascinating colors from Colonial Fabrics, Inc.

12. One of those pleasant papers of which one never tires is done in pink tones. From Imperial.

13. The new color in window shades this season is chrysanthemum yellow, which must be seen with the light coming through it to be appreciated. Note how beautifully it harmonizes here with the wine tones. Incidentally, if two shades are used at the window, one in a color to go with the interior decorative scheme and one for outside color uniformity, as much as forty-three per cent heat loss through windows will be prevented! Correspondingly, two shades will help shut out the heat.

14. Another foliage pattern is particularly lovely in Archibald Holmes' burgundy carpeting. Note that it has a brilliant quality that is bound to pick up any color scheme.

15. Another floral chintz, with white background and pink floral pattern from Colonial Fabrics, Inc., has a permanent glaze finish.

THERE is no reason why dining rooms should be the dull rooms they often are. Of course, there are a certain number of pieces which are essential from the point of view of utility. But these can be interesting and original, as we think some of the pieces on this page illustrate. Try putting together new and different things instead of just matched pieces, and both you and the friends you entertain will be delighted with the really smart results affected.

Take, for instance, the dining room table. We have had rectangular tables for a long time now, and lovely they are, too. But with everyone talking of curves and graceful lines, it is reasonable to see round tables coming back. Here are two we like particularly. The Drexel table, with its

[Please turn to page 75]

Kindel

Statton

Brandt



Carl Berger

Autumn Idyll:

To those who love and understand trees, the shedding of summer's raiment is no tragedy but a natural, happy phenomenon that lets them stand forth like stalwart athletes, in all the strength and beauty of their unadorned perfection

IS A TREE WORTH IT?

A. T. Gilman, Architect *W. P. Woodcock*

ASK THE MAN WHO LOST ONE!

OUR home is only two months old, but already it is haunted. There are no skeletons in the closets, and our stairs are free of earth-bound ectoplasm. But all around the still unseeded garden there are ghosts which gather in the twilight to reproach us—ghosts of the trees which we needlessly sacrificed before, during, and after the construction period. Other hands than ours destroyed them, but ours was the negligence which led to their death. With bitter regret, and years of weary waiting, we may even up the score. But we have slaughtered our innocents, and only time can heal their passing.

How long will it take us to forget the Japanese-print effect of the reddening dogwood which bent so comfortingly over the split granite rock at the corner of the yard? Shall we some day look without wincing at the empty socket on the oak, where once a mighty biceps saluted the noonday sun? Will the new beauty which we are planning for our garden propitiate the justly angry gods and exorcise the few remaining copses? I wonder . . .

The pity of it is that the waste could have been prevented. When the workmen were excavating the foundation, grubbing around the roots of the big oak which had to come out to make room for the house, a rope or two would have kept the tree from falling. But there was no rope, and when a sudden gust of wind toppled it across the lot, there was no support to stay it—or even to break its fall. So we lost the oak upon which it landed, and a huge limb from another. The hole in the latter has been filled and the scars painted over, but the tree is unbalanced. Some day another gust of wind will come. And then, perhaps. . . . but we dare not think.

That such a mistake could happen again seems inconceivable. But it did—and this time without the mitigating circumstances of unexpected wind. Men came at dusk to saw down the dead tree behind the house, one which had been "topped" two months before. A bit of sawing, a few blows with an axe, and down it came. And when we looked out of the window in the morning our dogwoods lay sprawled and bleeding. Broken trunks, severed branches, torn-up roots—a vignette from Chapel. Death had fallen from the air upon our defenseless saplings. They had been twenty feet high, with years of growth behind them, years and years ahead. And now—another spot of sunshine where once was restful shade, an intimate bower reduced to a naked courtyard. All this could have been prevented with a rope, a bit of skill, a little more time, but nobody had them on the job. And nobody cared, or will care, but us.

There were still other victims. A bonfire started when the site was being cleared, got out of hand and cost us other dogwoods. There are ugly amputations which the slaters and carpenters performed on the beech which hugs the house. And so it goes, until the heart sickens. Why? Because we did not know enough to anticipate these hazards, and because we were too anxious to keep down the cost! A little more experience, and we should have been more definite in our specifications. A little more money spent, and we could have had expert supervision on every job involving the removal or other handling of trees. We know now that this work would have been cheap compared with the cost of new planting.

COULD we deceive ourselves, we might "pass the buck." The general contractor *should* have been on the job when the excavators toppled the oaks. The dead one which ruined the dogwoods should *not* have been cut down by inexperienced laborers in exchange for the wood. There *should* have been six men on the burning-off job, instead of one. But that would have cost more money. So it all comes back on us: we were too "economical" to demand a workmanlike job, and we got what we paid for. Our ghosts are haunting the right garden.

Next time it will be different. We know now what we should have known before. Perhaps a few safeguards precipitated from our experience will help *you* to avoid disappointment and genuine sorrow when you build on a wooded lot. Herewith are my suggestions:

[*Please turn to page 106*]

Living room also shown in color on the cover

The room on our cover is a new deal in apartment color

JOSEPH T. KLOMAN

Most people think of bachelors' quarters as being furnished and decorated in a heavy, somber, and even a gloomy manner. Bachelors are apt to be afraid of the usual job done by a professional decorator because they prefer not to live in a set style, but the absence of the feminine touch is no reason for a lack of complete comfort and charm. To wit, this New York apartment of Joseph T. Kloman and John Tully.

The well-built old house was in process of being remodeled. Having a slight knowledge of architecture, we recognized the good proportions of the living room even in its general state of confusion. We had been looking for a place with a living room adequate for comfortable entertaining and this one had all the requirements. The apartment contained another feature important to two unmarried males—five big closets. We knew there had to be some sort of "glory hole" to catch all our natural untidiness, and adequate closet space seemed the perfect answer to this always serious problem.

Men are probably not as fussy about their bedrooms as women. A place for comfortable beds is the principal requi-

At the top of the page, the living room as it is today. Above and to the right are before and after views of the same wall space. Note what the mirror door panels and picture frame have done to improve the proportions of the room and give a "finished" look not there in the beginning. The one wall is now a complete unit

The fireplace end of the room in the beginning, and at the end of the second "step," are shown in the two large photographs. In the small one can be seen the mirror screen, at the hall entrance

—as it was in the beginning

site. And this 10′ x 14′ bedroom, though not large, had cross ventilation with windows opening from two walls onto an L-shaped terrace. The terrace offered no entrancing view but it was large and pleasant. The bathroom was trim and modern. The kitchenette, opening off the 8′ x 11′ foyer, was fully equipped with up-to-date fixtures. And there was an extra closet for the maid.

We signed the lease and began to consider furnishing and decorating the place. And let me say here that it was all done gradually which, I am convinced, is the way to arrive at ultimate comfort and satisfaction. Possessing a number of good antiques and various other pieces of furniture, good pictures and books, we decided to move in what we had and not attempt to go modern.

Since Emily Post has decreed it proper for a young lady to beard bachelors in their dens by herself (under proper circumstances), we asked various friends to come in and offer their advice. I might also add that from the ardor shown, the fair sex likes nothing better than to exert their superior instinct for this sort of thing. We listened to them all and even moved various pieces of heavy furniture back and forth as they wished. Then we arranged it all to suit ourselves, though, we are forced to admit, not without having been influenced.

The apartment has a northeast exposure and, although the windows are large, other buildings cut off some of

[*Please turn to page 75*]

The original rug, used at first, has been replaced with a plain burgundy carpet. This, the striped sofa, and now well-covered wall all make for better balance

we add a new sofa and mirror

PHOTOGRAPHS BY
OLD MASTERS
ASSOCIATES, INC.



Oblong blocked tin trays and oval engraved ones like these at the left may be hiding in that near-by secondhand shop

COLLECTOR'S ITEM: *"Unpainted Tinware is being quietly gathered in"*



AGNES L. SASSCIER

THERE have been numerous scholarly articles written during the past few years on a most interesting subject, namely tole, or painted tin. However, not much has appeared regarding its shining-faced little sister, unpainted tin, of just the final quarter of the past century and rounding the early turn of the present century.

Believe me, its collecting will reward you many fold, for it is just as much at home in the smart streamlined interiors of the present day as in an atmosphere of old-fashioned simplicity. Once you have secured a piece of your own, it will work its way into your affections, and you will find yourself sallying forth to add another and another of its kin. From then on you are a tin collector of the first order.

I must confess that tole was my first love, and I have about twenty pieces of this fascinating ware—tea caddies, large and small teapots, boxes, lamps, to locomotive, bank, fireplace box and a pair of Empire urns fron the covers of which spring gor geously painted tin flowers an leaves. These never fail to excit admiration, for painted tin is n longer easily found.

The gift of a small teapot firs made me conscious of the collectin possibilities of the later unpainte tin. Its grace and beauty were out standing, and I soon realized tha it had been sired by an earlier on of silver or Sheffield. The spou and handle are of restrained rococ design, the finial is a reeded acorn and delicate beading is use around the body. Almost a mont later I happened to come acros its mate, a small coffeepot wit accompanying tray. Shortly after wards my husband brought me creamer with hinged cover extend ing over the spout, found in Okla homa. By this time I was thoroughly arouse to action and the hunt was definitely on.

One by one, I have come upon large tea pots, coffeepots, and pitchers of differen designs, but al ways attractiv in contour. Many of these lovely pieces bear the maker's mark and about them is a definite charm of refinement and quality, for they are invariably copper lined. You will remembe that much of the old Pontypool and Usk ware had a thin foundation sheet of iron.

Several lovely designs are found in trays One group of six reposed in a secondhand shop, and you may be sure I made them my own. Some were used as gifts to young friends who were just starting collections. They won instant favor for they are as practical as they are gems of the craftsman's art. When these pieces were openly admired by a teacher of Arts and Crafts in one of our leading museums, I was confident of being on the right track. My latest additions would probably come under the heading of Blocked Tin

[*Please turn to page 78*

Distinguished in both workmanship and design are the round blocked tin trays shown above

Unpainted tinware makes teapots and coffeepots of traditional quality, grace, refinement

AMERICAN HOME PILGRIMAGES

Photographs by S. Lucas

V. MICHIGAN:

"It is the Temple of the Wingless Victory," thus Fiske Kimball, notable museum director, once alluded to the Ionic perfection of Judge Robert S. Wilson's Greek Revival house in Ann Arbor

THE earliest architectural tradition in Michigan is that of the Greek Revival style. Many temple-like dwellings built in the second quarter of the last century still stand along the old stage roads out of Detroit, and in many towns on these routes, such as Ypsilanti, Ann Arbor, and Marshall on the Territorial Road, and Tecumseh on the Chicago pike are handsome homes from the early days, the pride of at least a century now.

That search for home and beauty during the turbulent period, when East moved West to settle the old Northwest Territory, was a phenomenal success in Michigan precisely because of the immediate impetus for fine building. Minard Lafever's "Modern Builders' Guide" of 1833, with its handsome plates of fashionable dwellings in the pure Greek style, had reserved space in the luggage of all judges, doctors, bankers, and the generally well-to-do traveling to new homes in Michigan.

Right: Ypsilanti, Greek in name, possesses classic Ballard house



The portico of the Sinclair home, Ann Arbor, recalls antique beauty

Such triumphs, architectural and otherwise, are appreciated only if one is aware of the great extremities existent in those times, intellectual finesse and crudity side by side, yet whatever the degree, motivated by a vigorous pioneer spirit. For the sake of better understanding this marvel of art and culture in the wilderness, so utterly different from Colonial times that knew not the modern independence of Greece, nor had visions of Pericles' Athens of antiquity, please consider taking this pilgrimage in the company of Mrs. Mary Clavers (actually Caroline Kirkland, famous authoress of the pre-Civil War period). Her book, "A New Home-Who'll Follow? or Glimpses of Western Life," published first in 1839, went through edition after edition upon the public's discovery that here was an unvarnished, human account of the settlement of Michigan given with unusual skill and gusto by a woman settler. Her words are as follows:

"The western fever was then at its height and each day brought its thousands to Detroit. Every tavern of every calibre was as well filled as ours and happy he who could find a bed anywhere.

"The country inns were thronged in proportion; and your horse's hay cost you no where less than a dollar per diem, while, throughout the whole territory west of Detroit, the only masticable articles set before the thousands of hungry travelers were salt ham and bread, for which you had the satisfaction of paying like a prince."

Detroit had been a settlement ever since 1701 when Cadillac discerned its location as an important point for control of the fur trade in New France. Designed from the beginning for commerce, unlike the mission settlements of 1668 at Sault Ste. Marie, or of 1679 at Michilimackinac, the importance of Detroit was realized by the English who seized it in 1760. However, neither the French nor English were colonizers, the economic policy of the latter being so ruthless that the Ottawas, led by Pontiac, besieged the city.

Michigan became a part of the Northwest Territory in 1786, yet so much did the English appreciate the intrinsic value and strategic location of the principal settlement, Detroit, they captured it in 1796, and again in 1812. In September, 1813, Commodore Oliver N. Perry won back Michigan for the United States by his victory on Lake Erie. The territorial governor, Lewis Cass, in the years between 1813 and 1831, caused the removal of the Indians to sections away from the Southern settlements. As for the felicity of modern invention and scientific engineering, by 1818 a steamer, *Walk-In-The-Water*, had appeared at Detroit, and the Erie Canal was opened in 1825; five years later there was daily boat serv-

[*Please turn to page 101*]



Down from top: House of C. W. Brooks is a cottage temple; also in Marshall, the H. C. Brooks mansion with five-columned facade; "frieze windows" and capped piers make the Anderson house, Ann Arbor, uniquely Greek-American. Right: Judge Samuel Dexter's Doric house (c. 1840-43), in Dexter

The Anderson residence in Tecumseh elegantly harmonizes such elements of the Greek Revival mode as roof balustrade, cupola, Doric columns for the porch, and a pilastered doorway

All photographs by Elmer L. Astleford

AMERICAN HOMES in DETROIT'S SUBURBS

Well-executed architectural details such as this fine entrance doorway in the home of Mr. and Mrs. W. D. Buick help to maintain the Colonial tradition in the many lovely suburbs of Detroit. Other views of the Buick home appear on page 35

Fine Architectural Details

distinguish the home of

Mr. and Mrs. George W. J. Linton

BIRMINGHAM, MICHIGAN

ENTRANCE to this long, low house is in the central section. The adjoining living quarters and service and garage are separate wings. This arrangement divides up the long sweep of the house neatly while the brick walls of the first story, and the white clapboard siding on the upper floor accent its horizontal character. The two-car garage, which is constructed on a tangent from the house, helps to enclose a forecourt. The details of windows and doorways and trim are well handled, from the small cupola atop the garage, with its weathervane of wrought-iron owls and a moon, to the deeply recessed front doorway which provides a sheltered entrance. Some of the distinctive assets of the interior include a wide, bowed "picture" window commanding a splendid view over the surrounding country and painted batten board siding which frames a bedroom fireplace and an adjacent window.

DITCHY-FARLEY-PERRY
Architects

The home of Mr. and Mrs. A. E. Roberts
IN BIRMINGHAM

THIS reader's home shows a varied use of building materials for the exterior walls. Large fieldstones, laid vertically in wide mortar, form the body of the house, while one wing is of brick and the garage is interestingly built of batten board siding. The exceptionally large windows, which are a sensible and serviceable characteristic of the house, reach almost from floor to ceiling in some of the first-floor rooms. The front entrance, which is located almost in the center of the wide residence, had to be designed with unusual width in order to dominate the front of the house properly. This width is emphasized by a single hand-hewn timber which serves as a lintel over the doorway. Because of the large and sturdy character of the house, fussy details have been eliminated, but the diamond-shaped side lights of the entrance, the old-fashioned outdoor lamp-post, and the fine wrought-iron doorlatch are ornamental as well as very useful. The garage, built to hold three cars, is a prominent feature of the front facade, but its strictly utilitarian purpose has been made decorative by a covered Colonial arcade which also provides shelter. Both paneled and louvered shutters are used.



The home of Mrs. W. S. Gilbreath
BIRMINGHAM

SIDING shingles, laid with staggered butts, give an attractive, irregular texture to the outside of this frame house with light walls and dark, contrasting roof and trim. Colonial precedent is followed in much of the structure, including the rustic framing of the front entrance, but modern structural ideas are evident in the metal casement sash and the flush front door. The high, brick chimney with its round chimney pots is an unusual feature.

D. ALLEN WRIGHT, *Architect*



ing inside the porch and the knotty pine interiors. Many noteworthy features are included in this home such as the guest bookshelf in the hall, a metal draw curtain on the fireplace, and the cornices and bookshelves at the windows.

The home of Mr. and Mrs. H. Victor Spike

IN BIRMINGHAM

THE architectural style of Colonial homes in the Eastern states is still a strong influence in Michigan houses and in those of surrounding areas. The section has adopted many of the original Colonial features, but it has reshaped them somewhat to suit its own resources and needs so that now they have an individual character of their own. The wood trim and architectural details, such as the entrance porch to Mr. and Mrs. H. Victor Spike's home, are heavier and sturdier than Eastern prototypes, and there is little carved woodwork or decoration. The plan of the house is more irregular. Rustic materials are used frequently and agreeably, like the vertical board-



The home of Mr. and Mrs. William D. Buick

IN BIRMINGHAM

INSTEAD of a rectangular or a square plan, typical of the early Colonial house, many present-day Midwestern homes have plans which extend irregularly in bays and wings. The two-story gabled bay projecting from the body of the house on this reader's home is a frequently encountered entrance treatment. This one is built of rough stone with the attic enclosed by white clapboards and equipped with a louver for ventilation. Other walls of the house are built of brick and wood siding, this combination of building materials being also a Midwest characteristic. The placement of the windows in the walls, their generous size, and the contrast of the white shutters against the stone on the second story and the dark shutters against the white clapboards on the first story are well-handled details. The recessed entrance doorway with its white pilasters and pediment and Colonial hardware is also very admirable. It is shown on page 31.

The home of Mr. and Mrs. W. C. Allee

BIRMINGHAM

WHITE clapboard houses like this one with the trellised porch and climbing vine have an enduring charm because of the simplicity of their design and the honesty of their structure. The details too are fresh and interesting, from the scalloped framing around the porch to the flat, extruded window frames which interrupt the roof line.

MUEHLMAN & FARRAR
Architects

The Grosse Pointe home of Mr. and Mrs. John H. Flancher

THIS modest-size home is an additional example of local skill in combining brick, stone, and clapboard for the house walls. The design is straightforward and the plan is compact. The entrance is located at the center and the front of the dining room and a second-story bedroom extend in a gable. The Colonial doorway, framed by fluted pilasters, and the neat scalloped moulding add much interest and charm.

The Birmingham home of Mr. and Mrs. Ralph Rawlings

FLUSH siding, painted white and laid vertically in random-width boards is a material in high favor for interior finish. In this all-white house of brick and clapboard it is well employed as a fireplace facing in the living room and also for one end of the room. Pegged, plank flooring is a feature.



The home of Mr. and Mrs. R. L. Pointer
IN BIRMINGHAM

THE design of this Birmingham residence with its high, steeply inclined roofs derives from old French farmhouses. The irregular outline gives a picturesque appearance to the house and, at the same time, a strong and forceful character because the heavy, dark mass of the roof contrasts sharply with the painted white brick and concrete walls. The central two-story bay with its enormous window and shallow hanging balcony is an ingratiating feature because it has the effect of a tower and its height prevents the low, wide roofs from becoming monotonous. Smaller details such as the pierced wall grille, the brick dentils which form a cornice under the roof, and the stone quoins around the front door are decorative notes in keeping with the style of the house. Clipped privet and lilac bushes appropriately located beneath the wrought-iron balcony make effective entrance planting for this residence.

MUEHLMAN & FARRAR, *Architects*
JARVIS-YAWKEY, *Decorators*

Grosse Pointe Farms



The home of Mr. and Mrs. L. A. Garred

The overhanging second story and the balanced position of windows and doors follow familiar Colonial precedent on this house, but the carved trim and entrance woodwork are modern treatments

STRATTON & HYDE, *Architects*

The home of Mr. and Mrs. R. E. Anslow

Few details of a house achieve a decorative effect as successfully and as economically as a trellised porch. This one is notable for the sturdy and pleasant character of its framing

The home of Mr. and Mrs. Austin S. Neeb

NARROW lots do not usually permit much variety in placing a house. The front facade inevitably has to include the entrance door and the windows of the main rooms. But it is possible to avoid a stereotyped aspect by a few fresh touches such as this reader's home illustrates. The entrance porch occupies only a small space, but it provides an attractive trellised shelter and an invaluable vestibule with a little circular window. The location of the front door at one side gives a privacy which front doors rarely have if they open directly on the street.

The home of Mr. and Mrs. J. Lawrence Buell, Jr.

THE influence of French architecture in this home accounts for its formal composition and for the ornamental brick cornices and quoins. Brick is used for all the walls and its decorative use at the roof line and at the corners enlivens these surfaces with highlights and shadows. The entrance to the house is framed in dressed stone.

The home of Mr. and Mrs. S. D Burchenal

THIS house adheres to traditional Colonial design in its rectangular plan and its use of gray shingles for walls and roof. With dark window blinds and tall trees looming over it, it catches some of the casual charm of the New England homes. The entrance door, which is also dark, is framed by fluted pilasters and topped by a broken pediment and finial; it lends rather a dignified formal accent.

The home of Mr. and Mrs. Sidney Corbett

CHARACTERISTICS of the small English house are present in many homes of the Midwest. Casement windows, modernized by the use of metal sash, rough timber porch framing, high pitched gables, free standing chimneys, and textured, roughly laid brick walls are examples in this reader's home. The living room maintains the style also in the design of the fireplace and the furnishings.

Grosse Pointe Park

The home of Mr. and Mrs. Howard F. Taylor

AN INTERESTING innovation in this house is the two-story entrance recess which divides the front into three parts. It helps to shelter the doorway and its height and breadth give an imposing size and appearance to the whole residence. The wood trim has been designed with formality; slender, fluted pilasters frame both the door and the leaded glass side lights while the entablature above has a cornice with dentils and a frieze of graceful swags. The recess has white clapboard walls while the red brick walls are framed by white pilasters two stories high which give a strong vertical effect to the wide house. The first floor shutters which reach to the ground are another device for giving apparent height; it is not always suitable to carry windows to the floor but the same effect can be achieved by using long shutters and a wood panel below the window. Balanced planting in front of the house, paneled shutters upstairs, and a hanging lantern all contribute to the orderly design.

The home of Mr. and Mrs. Walter J. Helmel

ALSO English in character, with the influence of the Cotswold and Elizabethan houses noticeable, this reader's home is constructed largely of dressed stone. The typical Tudor doorway with its low arch and dark wood door, and the narrow line of projecting stones over both windows and door (for directing dripping water away from these openings) are recognizable characteristics of English styles. The wide windows with their narrow casement sash divided by mullions, admit sunlight and ventilation bountifully and help to give the house its pleasant horizontal relation to the landscape. This relation is aided further by the thick, evergreen planting and by the sweeping line of the roof and the spread of the gables on the front facade which is built of contrasting materials.

LEONARD WILLEKE, *Architect*



The home of Mr. and Mrs. H. F. Scharfenberg

Grosse Pointe Park

CLARENCE E. DAY, *Architect*

THE pointed spruce trees and other evergreens surrounding this comfortable home seem to accent its sharp angled roof. The half timber woodwork in the wall and gable as well as the leaded glass bays are in the English manner and have a satisfyingly large scale. These high windows are not only effective outside but create a splendid interior feature.



The home of Mr. and Mrs. Donald Bay

Birmingham

Windows are a distinctive element of this brick dwelling for they are numerous and generous in size; some open out in casement style in the middle and have fixed side lights



The home of Mr. and Mrs. A. K. Hurlburt

Grosse Pointe Park

Its straightforward arrangement in plan and elevation, graceful treatment of door, windows, and bay, and its simple composition in a single structural material, brick, give this home dignity

HEWLETT & LUCHENBACH, *Architects*



We Raised the Roof and Made a Playroom!

THOMAS ROBERT EDWARDS, JR.

MANY a time mothers wish for a playroom for their children, for whether the cause be snow or rain—the youngsters must be kept indoors occasionally, and at such times they have to provide their own amusement as best they can.

The problem is this: Are they to be compelled by force of circumstances to have the run of the entire house, to the accompaniment of noise, blocks in the living room, gocarts in the dining room, dolls on all available chairs, and toy automobiles, pieces of wire, tracked-in gravel, and nails on the bedroom floor for father to walk on in his bare feet at night? Or is a playroom to be provided, where they can have the world to themselves without disturbance, where they can make all the noise they want to (they do, anyway) and where disorder may reign supreme until their time is up for the day? We offer our experience in settling the question, which has proved very practical and of modest cost.

In the first place, when we built our home we made the two-car garage a part of the building itself. Not only is this important from the standpoint of milady getting out of the car when it rains, which more than justifies the arrangement; but it also made it possible to build an extra room above it, when the time came. The walls and foundations were calculated to take the additional load, and a bathroom upstairs had the tub set, and a filled-in doorway roughed into the partition to accommodate the prospective change. We knew we should have to lose an end window at the corner of one of the bedrooms, but there is plenty of light without it, and a set of six-inch shelves





One jackscrew under each corner raised the roof without destroying the shingles. And now, great fun for the young man on the "flying trapeze"

Photographs by the Author

now takes its place, the repository of our young son's collection of special treasures, well out of reach of his baby sister's acquisitive and sometimes very destructive fingers.

Rather than destroy the existing roof over the garage, with its multi-colored dipped

[*Please turn to page 90*]

A wider, safer main street was the club's first project

Pooler, Georgia, Starts a Garden Club!

Do you live in a drab, ugly little town of about five hundred population? Do most of your men folk work in a neighboring city, so they have neither time nor inclination to organize a Chamber of Commerce or other civic-minded group? Do you wish that you could *do something* about it? . . . If you must answer "yes" to all or any of these questions, organize a garden club!

In 1933, Mrs. Lessie Ware took inventory and her answer was "yes" in each case. She was then living in the little town of Pooler, Georgia, located nine miles west of Savannah, but she had been a member of a garden club in Florida, whence she had recently moved, so she had ideas and a vision. She talked things over with three other ladies, a meeting was called, and thirty enthusiastic women responded. By-laws, suitable to local conditions, were drawn, and Mrs. Ware was elected president. Immediately, at her suggestion, the club took as its first major project the improvement of the main street running through the town, which was also a Federal highway. Paved many years before, it was entirely too narrow for present-day traffic. Deep, open ditches on both sides constituted a serious menace to health and public safety. A young girl had been horribly mangled in one of these ditches by a truck loaded with railroad ties in the hands of a drunken driver. Stagnant water, covered with a green scum, stayed at various levels in the ditches all the time, a health menace as well as an eyesore.

Mrs. Gary Goggins, one of the first women voters in Georgia, was appointed chairman of the club's Beautification Committee and strenuous appeals were made to the State Highway Board to widen the highway and fill in the ditches. These were finally successful and in less than a year a $32,000 contract had been awarded to widen the road to sixty feet and provide curb and gutter through the main part of the town. This was a wonderful improvement, and when the new road was ready for traffic, the club members and local officials celebrated with an old-fashioned carnival and street dance. Prominent citizens of Savannah, Chatham County, and the Highway Board made addresses appropriate to the gala occasion, with the Mayor of Pooler and the Garden Club president responding.

The success of this first enterprise filled the club members with zeal to carry on and they determined to beautify the sides of the road. More than five hundred plantings, consisting of rose bushes, holly, dogwood, bay, cassena, myrtle, maple, oak, magnolia,

[*Please turn to page 103*]

JOSIE LEE HERRIN

The idea of homes made more attractive and livable by simple improvements indoors and out spreads rapidly through the community

Entrants in the first Bird House Contest with Mrs. Gleason, Principal, and Sanctuary Committee Chairman, Mrs. Bird. Below, right, the winners with prize tools

Left, founders of Pooler's garden club: Mrs. Ware, Mrs. Powell, Mrs. Oliver, Mrs. Lord. Below center, Pres. Goggins gives Mrs. Herrin 1936 Flower Show Sweepstakes Cup. Below left, the Beginners' Garden Club —no member over ten

"Skoost Me"

HELEN S. NEAL

With deep rhythmical breathings and in utterly peaceful relaxation Koënigin lies monopolistically across the threshold, and what chance has a small three-year-old girl to pass through a doorway occupied by the whole hundred and sixty pounds of a sleeping St. Bernard! But, dog fashion, there is always part of an ear open, and Margaret says "Skoost me, Koëne," for Margaret simply must get into the dining room where she left the rest of her trains and blocks. Slowly, lumberingly, Koënigin lifts herself section by section from the floor, stretches up to her fullest height, ambles about six feet away from the door, and drops or "unlaxes" into the balance of her nap.

For years before we had any children we trained our dogs to respond to "Excuse me, Koënigin" or "Please don't touch that, Wags" or "Please be quiet, Sarge Boy." It makes a happier home atmosphere to have gentle words spoken even to pets, who respond quite as willingly as to a harsh command "Get along" or "Over there" impatiently spoken.

Not only is the environment of a child the relation between himself and his parents, but the inter-relation of parents, the contact between parents and household employees, and the relations between the household and any pets it includes. This latter is more important than is usually realized. Children, like puppy dogs, enjoy simple amusements, and they reason within their own limited concrete experience, instead of abstractly and with conscious inhibitions and social checks, like adults. In this simplicity of their mental reactions they have much in common with pets. If they witness unkindness or impatient relations between adults and pets, they copy this unkindness and impatience. Be courteous to your pets. Let tiny kittens have plenty of rest, and actively encourage children to respect their rest periods, and to hold them gently when touching them after they waken. If you wish, or need, further examples, relations between children and their dolls or stuffed toy animals can be demonstrated as gentle and gracious. Their kind attitude makes them a joy to live with. At least they are civilized little creatures between meals and before bed!

Manners can be a rather artificial veneer, but observance of the niceties of life is something more spontaneous, and usually, results in the external thing recognized by others as "manners," which are infinitely important.

Walter L. Greene

Generally a great deal too much stress is laid on the child's failures. They should be as little noticed as possible. At mealtimes for instance, the aim is to get *all* food into the mouth. Praise success in putting the food entirely into the mouth. And when necessary to comment at all, suggest that more of it, all of it, if possible, should go inside the mouth, bit by bit. In this way, no emphasis is given to the negative and wrong suggestion, by use of the word "spill." For each achievement a smile, or nod, or word of approval succeeds far better than the constant unpleasant criticism at meal time, and is emotionally easier on both parents and children.

It has worked out so well in the case of my children that I pass on an idea that occurred to me a few years ago, and which I put into practice at once. To develop further the skillful use of hand and arm muscles I took their little sand pails and shovels and let my children lift the strewn-about blocks carefully into the pails. The rules of the game allowed only one hand, with no assistance from the other, and involved getting the blocks entirely into the pail. It was an interesting game, with no discouraging reproval for failure. It carried over to the table situation, for no left hand assistance was allowed to shove food onto the spoon, and the rules included safe arrival of the food at the mouth and excluded its going to bibs or dresses, table, seat, or floor. With the game of pails and blocks it is easier for Mother to keep her patience, so necessary in this development of muscular coördination, for no laundering or floor scrubbing is involved, and no waste of food which may be a burden to the food budget. It is a comfortable situation for both child and parent, for so little hinges upon the correct or incorrect accomplishment of the task set. And all the while, practicing with blocks, the child is learning to coördinate, as well as beginning to understand and practice the parallel situation at the table at mealtime.

The niceties of living extend, too, to a

[*Please turn to page 64*]

MAKE NO EXCUSES . . . . .

DOROTHY KAMPENGA

Finally we have a house. No more need I dog an agent's footsteps through house after house in search of a home to fit the pocketbook. But, though the ultimate acquisition of a house is a source of great satisfaction, in my secret soul I feel an almost equal satisfaction at the consciousness of a lesson really learned. I expect I have heard it said literally hundreds of times that it is better not to make excuses for one's shortcomings, but I went right on blithely apologizing for mine and never thinking much about it until I began house-hunting. Now I believe that I am cured and, as is the way of one who has been relieved of some troublesome malady, I want to tell all afflicted persons how my healing was brought about.

Since we looked at the unoccupied premises on his list first, it was nearly eleven when we reached the "two-story frame dwelling, now rented." The agent rang twice before the door was opened several inches by a young woman in a woolly bathrobe. She leaned on the edge of the door and surveyed us languidly.

"I am Mr. Young of the Major Agency," the realtor said. "I called you yesterday for permission to show this client your house."

"Yes, I remember," she said vaguely, opening the door no wider. We all stood awkwardly looking at each other for a moment until Mr. Young suggested hopefully that we should like to come in and look at the house if it was perfectly agreeable to her.

"Well, I suppose you can," she hesitated, "but when you 'phoned up I'd no idea you'd come before breakfast. It's so early, I haven't had time to straighten the place up any, and it's a mess."

The agent said tactfully that it *was* pretty early, but we *would* like to see the house and we'd not notice that it wasn't straightened. Reluctantly, she admitted us. Now, I am the least critical person in the world of another woman's housekeeping. I don't peer into corners in search of stray grains of dust; I walk around things strewn on the floor without giving thought to their being there. Nevertheless, when someone says to me, "My house is a mess," I naturally look around me to note whether the person is or is not telling the truth. This woman was. However, had she not called it to my attention I should

[*Please turn to page 63*]

"Pretty Up"

IT ISN'T every day that you can re-decorate your kitchen from top to bottom—new colors on the walls, new linoleum on the floors, new cupboards, and all the rest. But practically any day you can find at your favorite store the most enchanting and inexpensive small things that you really need in your kitchen workshop and that, besides, are tremendously decorative in color and pattern. These small things will help carry out your pet color scheme, for all the favorite kitchen colors are available, not only in single items but often in matched sets. Take, for instance, oilcloth. You can have shelving, shelf edging, table coverings of several sizes, chair seats, pot holder sets—all in the same pattern and color. Your tinware—canisters, dust pans, garbage cans, trays, bread boxes—also come in matched sets. Or if you need earthenware, new mixing bowls, a generous all-purpose pitcher, refrigerator dishes, salts and peppers—these too are all ensembled for you.

Besides the many useful items you need and might as well have in gay colors and pleasant patterns, there are purely decorative ideas which cost only a song. Have you ever tried pasting "pictures" of gaily colored vegetables, Mexican figures, animals or pretty tea cups, or any one

Wear color yourself when you are in the kitchen. Here are "mother and daughter" aprons and one for dad, too



Your Kitchen

of dozens of other designs on your cupboard doors, in a border along the kitchen walls, or even on your various kitchen containers, whether they are of metal or glass? One variety of this sort of thing is called "Pasterettes," washable cut-outs backed with rubber adhesive, so that all you have to do is to press them into place wherever you want them to go. Decalcomanias you must remember from many years ago; today they are even gayer and more fun than ever. Just soak them in water a few minutes, slide the design off the backing, moisten the spot where you are going to place them, and press smoothly into position.

[*Please turn to page 62*]

Red, white, and blue is the color scheme of the kitchen at the left. The curtains are red and white, the table cover and chair pad of lacquered fabric are in blue and white nautical design. Unbreakable plates and "glass" are in blue and red, and the design on the salad bowl carries out nicely the attractive nautical ensemble

Photographs by F. M. Demarest and MacNichol-Cummins

Above: Decalcomanias with oilcloth to match



PASS AROUND THE OLD FAVORITES

Karl Obert

—but Pass 'Em Around in Style!

ELLEN SHERIDAN

AFTER all, there is not a great variety of things which the average hostess can serve with cocktails, alcoholic or non-alcoholic, which have not already been used dozens of times before. However, if at your next party you will serve even such ordinary food as a pretzel stick in an unheard of container, the pretzel stick itself will look like something almost new and different. And just because it is served in a new fashion it does actually seem to taste a bit different!

I, like many other women, am simply enamoured of all kinds of baskets, wooden ladles, and unusual wooden dishes. We simply cannot refrain from bringing them home no matter how many others are stored away. That we have not been able to find a proper use for them bothers us not at all, until the storage problem becomes acute. Clearly something must be done; somehow they must justify their existence and our expenditures. Only recently did their complete importance occur to me. They would, I thought, make excellent dishes in which to serve canapés and all those foods under that general heading. And they did. Practical and sturdy—generous in proportions they tricked me into feeling I was serving something new and utterly different.

A rice scoop is especially fitted for serving the common pretzel. It is light, holds a vast amount of them, and is easy to carry about. The combination of wood and fiber bound together with rawhide thongs gives this basket an air of distinction so that it may go anywhere. Especially is it fun to use a pair of brass charcoal scissors. Fingers are quicker but using these long, good-looking tongs makes clutching a pretzel something of an accomplishment. Another rice scoop (see facing page) is painted white, since in its natural state it is not as attractive as the one above. But it has the same quite necessary qualifications of roominess and lightness.

For some reason it's fun to serve foods in containers that have long handles. It makes one feel as though one were taking up a collection in church. Anyway, a handle is convenient for one can get a firm grip and go in among one's guests swiftly and easily. The two wooden spoons are immense and very good looking. Waxing or shellacking them improves their looks. They might even be painted on the outside.

The boatlike looking object above I found in Sumatra. It is used in some way by the natives to play a game using shells. Although not obtainable in this country, it is so easily copied and so convenient that it is worth noting. The compartments are carved crudely out of a single piece of wood. It certainly is the sort of thing your boy would like to whittle away at with his trusty knife, and fortunately the cruder it looks, the better.

[*Please turn to page 64*]

What better way is there to serve stuffed celery and olives than in one of these fascinating galvanized iron chicken feeders with their neat little rows of oval holes? For the canapés, an unusually shaped dust pan—a better server there never was, whether decorated or not

Some new twists for good-but-dull canapés

To appear in the best society (or in the gay serving "finds" shown on these two pages) the appetizers or canapés for your next party deserve your special attention and most careful consideration. Simple they may be, and devoid of any inspired pastry tube flourishes, but they must be the very best of what they are. Your skill as a hostess will be judged more by the crispness of your celery than by any complicated design you can think up to put on that rectangular piece of canapé. The celery (now that we've mentioned it) will crispen beautifully if, after cleaning well, you wrap it in a damp towel and let stand in the refrigerator for at least an hour. There's such a great difference in the way pretzels, popcorn, crackers, and things like that are served, too. Haven't you noticed it? If they're not just right out of the package, or fresh beyond any doubt, then into the oven—a slow oven—they must go. After about fifteen minutes, and occasional stirring, they'll be twice as good and your guests will pronounce your party a complete success.



A rice scoop is easy to carry about and is perfect for the common pretzel. Pass tiny one-bite cereal biscuits in a long-handled basket. Old-fashioned knife and fork holders (like the one at the left) are easy to find the country over. The compartment pan, below, was bought at a baker's wholesale store

Popcorn stays crisp in this container with a glass front. Reach inside for your share





Photographs by Karl Obert and Robert Humphreys

TAKE GOOD CARE OF GOOD SILVER

All photographs by Daniel Reynolds Merrill

JOSEPH DANFORTH LITTLE

"I'M so glad to have you admire our tea service, Mrs. Jones. It is quite ancient; it belonged to Bob's grandmother, you know."

When your guests show genuine interest in your home and your possessions, probably you point with the greatest pride to your silverware—and with good reason. The art of the silversmith is the earliest expression we have of our American forefathers' appreciation of the beautiful. Not all of us are fortunate enough to own some of the early examples nor to have been left Grandmother's tea service. However, there are few homes without a silver wedding present or two, antique or modern, and the reputable American silversmiths today manufacture pieces surpassed by no other nation's artists in this craft.

Have you, by any chance, balked or complained about the bother of keeping your treasure clean? Really! Well, we'll allow that Grandmother hadn't the worry of tarnish fumes from the gas stove but we insist that the care of silver need no longer be a problem. There is a great deal of exaggerated talk about the difficulties of keeping silver clean, but those who use precaution and who understand the causes for tarnish have very little trouble. If ordinary precautions are observed, the care of silver becomes a really simple matter, indeed, and casts no shadow of any description over the joy of possessing beautiful pieces either in large or small amounts.

The best way to keep silver clean may be summed up in just two words: Use it! Unlike most things, silver is not only unharmed by constant use, but actually seems to improve with use. Silver that is used may be kept bright if after each meal it is washed in hot soapy water, rinsed thoroughly in clear hot water and then wiped dry with an absorbent dish towel while still warm. Constant use and washing keep tarnish at a minimum.

If salad dressing (which contains sulphur in the eggs) is left on the flatware, discoloration will set in. Salty foods will also cause tarnish and black spots, therefore, it is very [*Please turn to page 54*]

Silver actually seems to improve with use! Live with it, use it! The lovely silver above has been used constantly since 1860. It is owned by an American Home reader who keeps it where it is used and appreciated

Take good care of your silver if you want it to take on the luster of time. Fine polish and hot soapy water are important

Coast-to-coast recipes

From states far and near, from small towns and big cities come the recipes that are first suggested by women like you, then tested in our kitchen, and finally published in The American Home. We pride ourselves on this coast-to-coast flavor

Recipe printed on back of each photograph

• gum drop cake

Recipe printed on back of each photograph

• Waikiki pork chops

Recipe printed on back of each photograph

• stuffed onions

• lamb curry

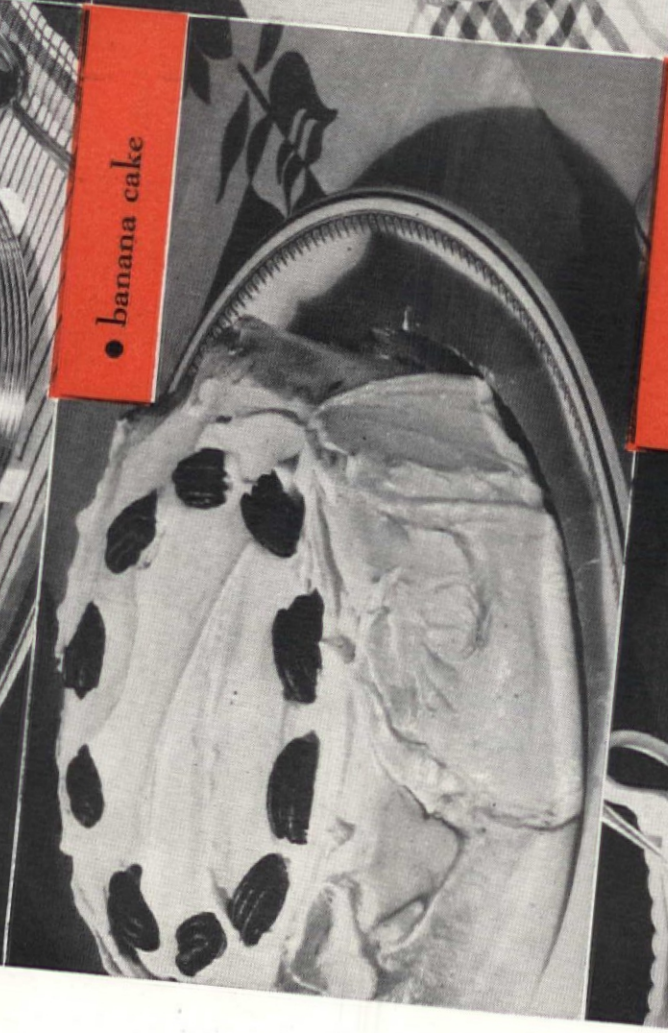

• banana cake

• ham loaf

F. M. Demarest

Coast-to-coast recipes

This month's group of recipes is a special treat because there are five different states represented. With California, Vermont, Missouri, Arizona, and Kentucky all contributing, we have a pretty good cross section, don't you think?

Photograph printed on back of each recipe

• ham loaf

2 cups ground cooked ham
2 tablespoons butter
2 eggs, well beaten
1 small onion, chopped
½ cup bread crumbs
2 tablespoons tomato ketchup
2 teaspoons Worcestershire sauce
¼ teaspoon prepared mustard
Salt and pepper to taste

MELT butter in frying pan. When hot, add chopped onion; fry until not quite brown. Add to ham which has been mixed with all the remaining ingredients and shape into a loaf. Place in a well-greased baking pan in a moderate oven (350° F.) for about 40 minutes. Turn out on a hot platter and serve with raisin sauce, below. Or, serve with prepared horseradish which has been mixed with whipped cream. Serves 4.

Raisin Sauce

1 cup apple cider
2 tablespoons butter
2 tablespoons flour
¼ cup seeded raisins
Pinch salt

Melt butter in saucepan. Add flour and salt and brown slightly. Add cider gradually, stirring constantly to make a smooth sauce. Add raisins and serve hot.

Submitted by MARION FLEXNER *Tested by* THE AMERICAN HOME

• banana cake

½ cup shortening
½ cup sugar
2 eggs, well beaten
1 cup chopped English walnuts or pecans
1 cup mashed bananas
1¾ cups flour, sifted with
1 teaspoon baking powder
4 tablespoons cream
1 teaspoon soda

CREAM shortening and sugar and add the well-beaten eggs. Dissolve the soda in cream and add to previous mixture. Stir in the remaining ingredients. Bake in a greased loaf or tube pan in a moderate oven (350° F.) for 45 minutes. Or bake in 2 round layer cake pans for 30 to 40 minutes.

This cake can be served plain or with caramel, chocolate, or vanilla frosting, or filling (if made in layers). It improves upon standing; the banana flavor is more pronounced after a day or so.

Recipe submitted by EMILIE ROBERTS

Tested by THE AMERICAN HOME

• lamb curry

4 pounds shoulder of lamb, cut for stewing
6 carrots, finely diced
1 bouillon cube
1½ cups hot water
1 tablespoon curry powder, or more if desired
⅓ cup seedless raisins

DIP lamb in flour and brown in fat cut from meat. Dissolve bouillon cube and curry in hot water and add to the meat. Add raisins and finely diced carrots. Cover and cook slowly until tender —or about 2 hours. Serves 8 to 10.

Recipe submitted by EMILIE ROBERTS

Tested by THE AMERICAN HOME

• stuffed onions

8 large sweet onions
8 slices bacon, diced
½ cup minced onion
1 No. 2½ can baked beans
¼ cup chili sauce
½ cup dry bread crumbs
1 teaspoon salt
¼ teaspoon pepper
¼ teaspoon prepared mustard
2 tablespoons brown sugar
1 small bay leaf

PEEL onions, slice off tops, and scoop out centers, making cups. Use tops for preparing the ½ cup chopped onion. Fry chopped onion and diced bacon together until brown, and add all other ingredients, letting entire mixture simmer for 10 minutes. Remove bay leaf. Pile the hot bean mixture into the onion cup. Place in a deep casserole in which there is ½ inch hot water. Bake 1½ hours in a moderate oven (350° F.) or until onions are tender. It may be necessary to replace some of the water to keep them from sticking. Bake covered until about the last 20 minutes. Serves 8.

Recipe submitted by BERNIECE HUDSON ZINGG

Tested by THE AMERICAN HOME

Photograph printed on back of each recipe

• Waikiki pork chops

6 medium loin pork chops
6 large uncooked and pitted prunes
6 slices canned pineapple
6 medium carrots
½ cup water

SEASON chops with salt and pepper and dust them with flour. Brown well on both sides in skillet. Upon each chop place a ring of canned pineapple with a pitted prune in the center. Between chops place carrots, left whole, or cut lengthwise as shown in picture, reverse side. Add water; cover closely and cook very slowly for 1½ hours. Remove to hot platter. Make gravy from mixture in pan and pour over the chops. Garnish with parsley. Serves 6.

Recipe submitted by LOUISE PRICE BELL

Tested by THE AMERICAN HOME

Photograph printed on back of each recipe

• gum drop cake

½ cup shortening
1 cup sugar
2 eggs, well beaten
2½ cups flour
¼ teaspoon salt
2 teaspoons baking powder
1 teaspoon vanilla
¾ cup milk
½ lb. lemon and orange flavored gumdrops chopped fine
¾ lb. seeded raisins

CREAM shortening, add sugar and beaten eggs. Sift flour, salt and baking powder, reserving about ½ cup flour to mix with the chopped gumdrops and raisins. Add vanilla to milk, then add the dry ingredients and milk, alternately, to the first mixture. Stir in the floured gumdrops and raisins. Bake in a large greased cake pan in a slow oven (300° F.) for 1½ hours. This cake will keep moist for a long time.

Recipe submitted by JEANETTE R. KIRKER

Tested by THE AMERICAN HOME

Photograph printed on back of each recipe

HERE TODAY!

The Gas Range of Tomorrow

Work top, back rail and light panel of this Magic Chef Model 3914 are of Monel, that remarkable silvery metal which can take any punishment, will never stain or corrode, will always come up smiling. Years ago Monel proved its value as a kitchen work surface in busy hotel and restaurant kitchens and is now the accepted material for sinks, cabinet and range tops in America's smartest homes.

Magic Chef in a Silvery Monel Top Brings High-Speed Cooking to the Unit Kitchen

● Smart style, streamlined beauty, and a new high in cooking performance!

Here's the range you've wanted for that "built-in" kitchen or installed as a separate unit. Made with squared-up edges to permit cabinets to fit snugly on either side, it's the last word in appearance, in convenience, in comfort, in speed and economy.

From jet black base, set back for ample toe-room, to its top of satiny Monel, every detail is worked out to perfection. A dozen and more famous Magic Chef features bring you better cooking, faster cooking, easier cooking. You are enabled to enjoy to the full all the unique advantages of gas, the ever-dependable cooking fuel.

Designed for today's high-speed living, this Magic Chef gas range is truly your quick, clean, economical kitchen servant.

If you need a new stove—or if you'd just like to see this beautiful, ultra-modern range for your new kitchen, stop in at your local gas company or dealer's. Ask them to show you Magic Chef No. 3914 with the Monel top. Either this or one of the other new Magic Chef models you'll see in local showrooms is sure to meet your needs. Or write us and we'll mail you a booklet that tells the story.

AMERICAN STOVE COMPANY
Dept. K, 250 Chouteau Avenue • St. Louis, Mo.

Magic Chef

THE GAS RANGE WITH THE FAMOUS RED WHEEL

POINTS YOU'LL PREFER IN THIS MODERN "BUILT-IN" RANGE

1. IT HAS A HIGH-SPEED OVEN. Magic Chef bakes biscuits in 12 minutes, starting with oven cold. It preheats to the average baking point (350°) in less than 5 minutes. It will maintain slow even heat as low as 225°. Famous Red Wheel regulates temperature.

2. IT HAS THE SWING-OUT BROILER. A separate broiler oven with broiler pan attached to the door, which opens easily and swings around almost at a touch of the hand. Door shields cook against heat and spattering fats, and food is turned or removed in full view, outside heat zone.

3. IT HAS ROUND 3-IN-1 TOP BURNERS. Magic Chef's burners take fullest advantage of the flexibility of gas. Any burner lights instantly and automatically when you turn on the Hi-Lo valve. Any heat you want is immediately available, from tiny simmer-set flame to the intense, extra-fast heat of the new Super-Duty burner, with a thousand heats in between.

4. IT IS DESIGNED FOR EASY CLEANING. Smooth porcelain-enamel finish, gleaming white outside, stippled blue inside, is a delight to the eye. Valve controls, door handles, grids, burner heads, and all other working parts are simple to operate, don't get out of order, are easy to clean.

5. ITS CONSTRUCTION IS THE BEST. Magic Chef is built on the "skyscraper" principle, with rugged steel interior structure to absorb strains. All parts are precision fitting.

6. ITS MAKER IS DEPENDABLE. Magic Chef is made by a leader, successful for over 50 years, with world-wide distribution. Every feature is Research Laboratory developed, tested in famed Research Kitchen.

GAS IS YOUR QUICK, CLEAN, ECONOMICAL SERVANT

HE'D BE THE CUTEST BABY AT THE PARTY IF THAT SUIT WASN'T SO FULL OF **TATTLE-TALE GRAY**

HIS POOR MOTHER MUST BE USING LAZY SOAP. I WISH TO GOODNESS SHE'D SWITCH TO **FELS-NAPTHA** AND LET ITS RICHER **GOLDEN** SOAP AND **LOTS OF GENTLE NAPTHA** GET CLOTHES REALLY CLEAN AND WHITE!



EMBARRASSING? It certainly is—and then some—when people whisper about your clothes!

So why take chances with tattle-tale gray? Lazy soaps can't wheedle out every last bit of dirt—no matter how hard you rub and rub. There's one sure way to get all the dirt—use Fels-Naptha Soap!

Get whiter washes! Try it and see if you don't get the snowiest, sweetest washes that ever danced on your line! See how much easier and quicker its richer *golden* soap and *lots of naptha* make your wash!

Change to Fels-Naptha! Get a few golden bars from your grocer on your next shopping trip. You'll save money. And you'll save your clothes from tattle-tale gray. COPR. 1938, FELS & CO.

BANISH "TATTLE-TALE GRAY" WITH FELS-NAPTHA SOAP!

PEPPIEST FLAKES EVER! TRY FELS-NAPTHA SOAP CHIPS, TOO!

Take good care of good silver

[*Continued from page 50*]

important to wash table silver in hot soapy water immediately after each meal.

All silver pieces are subject to tarnish when exposed to the air. The amount of tarnish and the rapidity with which it forms vary considerably in different localities. It is particularly troublesome in coal-mining, oil, or natural gas regions. Chemistry demonstrates that it is sulphur, which exists in a gaseous state in the air, in combination with the surface of silver which causes tarnish. Probably in ninety-nine cases out of a hundred, the tarnish on silverware is caused by sulphur and because silver has a very great chemical affinity for it any material containing that substance, which comes in contact with silver or even into its immediate vicinity, will form a brown to black stain of sulphide of silver. For that reason never keep rubber bands in the silver drawer, as rubber contains a generous amount of sulphur, and never put an elastic band around a set of silver teaspoons. A mark will be left which only a silversmith can remove.

√ Silver should be polished regularly to restore brightness. The simplest method is the use of a good polish, in paste, liquid, or powder form. In many homes the silver is polished or cleaned once every week; in others, once a fortnight. Having a stated time for cleaning helps to keep it in good shape. A standard polish free from all traces of grit should be applied with a soft cloth and this will remove any light tarnish which may have formed. After rubbing until the surface is cleaned, wash the silver in hot soapy water and use a soft cloth for polishing, to restore the luster. Some prefer the polishing cloth which is manufactured with the polish impregnated in it—sold by all jewelers.

Much ornamented or repoussé silver is oxidized—that is, the raised portions are highly polished while the indented area is darkened. After polishing this kind of silver, either flatware or hollow ware, wash the article in hot soapsuds, to which add a very few drops of ammonia. Use a soft brush—it will not injure the silver—to remove all traces of the polishing material. The brilliant luster resulting will more than compensate for the time which you have spent.

The use of camphor is advocated by some as a means of preventing tarnish. Dryness retards tarnish and because camphor absorbs moisture, it is sometimes placed in the silver drawer.

In large homes where there is a large quantity of silver, much of it is used for decorative purposes. Many persons prefer to have these pieces lacquered. This

R. Wallace & Sons *Photograph by Daniel R. Merrill*

If you must put your silver away wrap it in special tissue made for this purpose. These two forks were packed away for 15 years—one in ordinary tissue, the other in a non-tarnish variety with results that are plainly visible

NO. 3 OF A SERIES illustrating lack of proper bodily support. Try suspending yourself for 60 seconds with head on one chair, feet on another. Keep a third chair under the body until ready.

YET YOU MAY BE SPENDING 28,800 SECONDS EVERY NIGHT ON A MATTRESS THAT FAILS TO GIVE HEAD-TO-TOE SUPPORT

Lack of Proper Bodily Support Causes Muscular Strain . . . Fatigue . . . Aches

IT LOOKS SO EASY—till you try it. But, long before the 60 seconds are up, you'll discover how quickly fatigue can occur when the body is *incorrectly supported* . . . the muscular action strained. Like other stunts which create the same reactions, it illustrates, in an exaggerated fashion, what happens to your muscles when you sleep on a mattress which is *not built* to give uniform *head-to-toe support.*

WHY LACK OF UNIFORM SUPPORT CAUSES FATIGUE . . . It takes *two* muscles for every action . . . to support each part of the body. As one *lengthens,* the other *shortens*—smoothly and in unison. If the effort is divided *equally* between these two muscles, you scarcely know you have them. But when one muscle is unduly strained . . . must work alone . . . the other muscle does not do its share of work. The extra fuel needed by the *overworked* muscle quickly turns into toxic products—causing *fatigue . . . muscular strain . . . aches.*

YOUR MATTRESS CAN CAUSE MUSCULAR STRAIN . . . FATIGUE . . . The same fatigue condition produced in 60 seconds of extreme muscular strain affects thousands who sleep on old-fashioned mattresses which fail to give uniform *head-to-toe support.* Utter relaxation, unbroken sleep are impossible with the mattress that's *too hard* . . . does not conform to bodily curves . . . fails to support back and side muscles. And the *too-soft* mattress . . . that sags in the middle . . . subjects opposing muscles to constant strain. Both types *cause* fatigue because they are not *built* to provide uniform head-to-toe support.

If you find it difficult "to get comfortable" . . . keep tossing and turning . . . wake up morning after morning stiff, achy, tired . . . then you'd better change your mattress.

BEAUTYREST POCKETED COILS GIVE UNIFORM SUPPORT . . . When Simmons engineers perfected the Beautyrest, an entirely *new* and *different* type of mattress construction was introduced. For each Beautyrest Mattress is made of 837 *separate* coils, individually pocketed in cloth—each coil *free* to move *up* or *down independently* of the other 836—*like the keys on a piano.* Thus, it is possible to give *uniform* support to all parts of the body . . . eliminate the cause of fatigue . . . strain . . . aches.

THE SIMMONS BEAUTYREST IS A DIFFERENT MATTRESS . . . You can't judge a mattress by the ticking. It's the "under-cover" story that counts. If you were to look inside a Beautyrest, you'd quickly see the advantages of its pocketed-coil construction. Instead of a spring of many coils fastened so they move together, Beautyrest Pocketed Coils adjust themselves according to the weight and shape of each part of the body. Such freedom of adjustment is impossible with an ordinary connected-coil mattress. That's why Beautyrest is recognized by over 3,000,000 *sleepers* as the world's standard for comfortable, restful sleep. And it costs so little, too—only 1¢ a night more than the usual mattress.

* * *

The Beautyrest Box Spring is the best foundation for your Beautyrest Mattress. Simmons Engineering Laboratories have also developed new moderately priced platform-top coil springs which will increase your sleeping comfort, prevent sagging and protect your mattress. You can see them at furniture and department stores everywhere. Simmons Company, Merchandise Mart, Chicago, Illinois.

Beautyrest Mattress, $39.50. Matching Beautyrest Box Spring, $39.50. Beautyrest Hair Mattress, $59.50. Deepsleep Mattress, $29.50. Ace Platform-Top Spring, $19.75.

SIMMONS *Beautyrest*

FOR HEAD-TO-TOE SUPPORT

MARJORIE MILLS

NEW ENGLAND'S RADIO HOME ADVISER, SAYS:

"Every day I receive letters giving new proof of the way ScotTowels save work and worry every hour of the day"

9 A.M.

Keep your stove shining with clean, absorbent ScotTowels. Use once and throw away!

12 NOON

ScotTowels in the bath and kitchen save your good hand towels—save laundry

6 P.M.

Always drain your fritters on absorbent ScotTowels and they will be lighter, more digestible

6 BIG ROLLS and RACK $1

Scott Paper Co., Chester, Pa. If your dealer does not sell ScotTowels, send us $1 (money or stamps) and you will receive postage paid: 6 rolls of ScotTowels and 1 enameled fixture or send 50¢ for 2 rolls and 1 fixture. Check color of fixture desired:

☐ ivory ☐ pale green

Name_____

Address_____

Dealer's Name and Address_____ A 10-38

This offer applies only to the U. S. and its insular possessions

means that a very thin coating of what might be termed a transparent varnish is evenly deposited on the silver, keeping out the air and any sulphur that might cause mischief. Pieces which have been lacquered should not be washed—they only need to be wiped off with a cloth. Having decorative pieces lacquered saves labor but the lacquering should be done by an expert.

Do not worry if the surface of silver becomes somewhat dulled with use. The lovely finish of old silver which one sees in museums, and which is comparable to the patina of fine old furniture, is the result of use. Silver pieces which are not used every day should be kept in tarnish-preventing tissue or in tarnish-preventing bags or rolls. Tarnish preventing chests too are very practical if silver is put away for any length of time.

There is nothing more symbolic of "family" or "position" and all of those other things, so intangible but worth while, as silver in the home. What other possession in the home than silver grows more precious during years of use, finally becoming a treasured heirloom. It travels on down through generations, giving joy and happiness to those fortunate enough to inherit it. Keep such notable possessions in good condition. Use them every day if possible. Do not store them away with the thought that they are to be used only on special occasions. Live with them. Give them thoughtful care and they will be cherished all the more, and, as the years go by, they will take on new luster and beauty.

Tucson adobe modern

[*Continued from page 19*]

bodian rug was used not only to tie the oyster-white wall and ceiling to the floor, but also to offset the dark effect of the brown and purplish-brown eggplant chairs.

The draperies are striking. An unusual design of papaya in brown and purple eggplant is hand-blocked on oyster-white velvet. There is no accent note in the room except the gay book bindings in the two sets of bookshelves, one under the mantel shelf and one across the left end of the living room adjoining those in the hall. No other accent note is needed as the use of chocolate brown and the relative eggplant purple is a subtle blend when used against oyster white. On the wall opposite the large mirror, Mr. Rooke-ley has used two fluted pedestals, made a little off square and painted the same chocolate brown of the walls.

The expanse of the over-the-mantel mirror was planned to give depth to an otherwise rectangular room. It is arranged so that sitting in either of the brown lounge chairs, you look into the mirror and see the wall behind reflected without seeing your own reflection. It's all perfectly clear about the mirror, you are probably thinking, except for calling it an over-the-mantel mirror. If there's a mantel, there must be a fireplace! Right. There is one behind the reeded panel. Nothing is quite so homely and gaunt as a yawning black firebox. For more than half of the year a fireplace fire is not needed in Tucson. In fact even a reminder of a fire is painful. Therefore, a sliding panel closes the subject from one winter to the next. In the meantime the paneled section, set into bookshelves, is naturally accepted as a paneled cupboard space. The idea is a clever and ingenious one for any part of the country.

Bookshelves at the left end of the living room are painted brown to match the walls with the shelves trimmed in oyster white. The hall walls, doors, and bookcases are apple green, a green that has a fresh character about it and fits in with the chartreuse-yellow trim on the hall library bookshelves in a diffused blend that is gay but not glaring.

Night lighting is most effectively planned all through the house. There are no lamps. It is all indirect lighting. But where and how is it done, that's what you wonder! The natural soft, even glow seems to defy artificial manipulations. Indirect lights behind the valance boards of the windows throw light up, and lighting is also concealed in the top shelves of the bookcases to throw light down into the room. Strip lighting under a frosted glass mantel shelf lights the whole mirror and the ceiling above.

The walls of the bedroom are chocolate brown like those in the living room, with a pearl-gray ceiling and recessed panel above the low bed, which is mounted on a polished wood dais. Strip lighting, under a frosted glass shelf in the low panel behind the bed, gives an excellent light for bed reading. Bedside tables and Venetian blinds are painted to match the walls. Wardrobes at the end of the room opposite the bed have a built-in bureau, centered with windows above, and are enameled pearl gray and finished with aluminum knobs.

Sharp decoration continues from the front door to the back. The main bath has high-gloss black walls, simulating black glass, gray enamel woodwork, cinnabar color stained floor, white fixtures with brushed chrome hardware, bathtub with indirectly lighted end glass-brick panel repeating in all a color

HOW TO MAKE *Your Home* MEAN MORE

AFTER

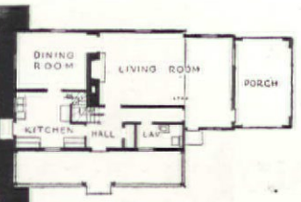

BEFORE

● As in many homes built in the early 1900's, floor space was not utilized to best advantage. See how a little change, with careful planning and modern materials, can achieve new rooms, more space, better arrangement.

AFTER

● Extending the wing added a study and a loggia. Slight rearrangement of the hall permitted a flower room and better access to all first-floor rooms. The second floor gained an extra bedroom.

The Sixth of a Series of Articles on Home Remodeling Sponsored by Johns-Manville

by Crawford Heath

BEFORE

Modern Materials Used

1. The appearance of weathered wood is achieved with charming asbestos roofing shingles. 2. Rock wool makes homes cooler summer, warmer winter . . . cuts fuel bills up to 30%. 3. Cedargrain asbestos siding retains effect of hand-split woodenshingles. Won't burn, won't rot.



1

2

3

THE sentiment attached to home is no idle creation of the dreamy song writer. The two are, and always have been, closely linked together by many understandable human traits. Sometimes it's pride. Again, a sense of security—a place in the world—a kingdom of your own. Yes, but a home means even more than these.

Outside, years and often generations have labored with nature to glorify the setting—that each tree, each shrub, each flower might better contribute to the picture. Yes, a home can mean a lot of things.

Unfortunately, many of our American homes were built during the Nineties, when architectural beauty was measured in terms of gimcracks, turrets, fluted cornices.

Yet, from another standpoint, these homes of other generations frequently offer things that cannot be bought today. Or, if so, only at prohibitive cost.

Large, airy cellars, with jelly closets and such . . . foundations as thick as a fort . . . timbers seasoned beyond further possible settling . . . paneling and handwrought trim . . . fireplaces that were built to be used . . . hardwood floors . . . exquisite doorways.

Perhaps you envy those whose fortune it is to own a modern home with all its magical features. Yet, the chances are that, hidden beneath the inartistic exterior of your old house, is a sturdy, well-proportioned "new" home—offering great possibility.

Time was when remodeling was difficult to finance . . . exasperating to supervise . . . more costly than the work merited. Today those problems no longer exist. The art of remodeling is thoroughly understood. Money at reasonable rates and time-payment financing are readily available. Your local Housing Guild helps you make every phase of the job easy and convenient. The Guild consists of leading contractors, architects, finance agencies, real-estate men, etc., banded together to give you "one-stop service" through a single headquarters. The necessity of dealing with each one individually is thus obviated. Then, too, your dollar goes further today than at any other time in building history. The illustrations, above, demonstrate how a seemingly "impossible" house was inexpensively converted into a charming, modern home. As is true in most cases, the basic framework required few alterations.

The right materials are vital

The authenticity of exterior detail, as well as modern, money-saving advantages, were made possible by the careful selection of materials. For example, the roof was reshingled, for lifetime economy, with J-M Asbestos Roofing Shingles and the walls with J-M Cedargrain Asbestos Siding Shingles—possessing all the eye value of their hand-split wooden predecessors. Thus, many of the worries of fire were banished and future upkeep expense reduced to a minimum.

Further modernization included the use of J-M Rock Wool Home Insulation —which keeps homes cooler in summer and saves fuel costs in winter.

The new bathroom and the once-dingy kitchen were made cheerful, bright with walls of J-M Asbestos Flexboard and Wainscoting. In smart color panels and tile designs. The playroom, too, was created at amazingly low cost by using J-M Decorative Insulating Board Panels. All of these materials come in sheet form, were chosen because they offer many interesting treatments for walls and ceilings, because of their economy of application.

New ideas for your home

A marvelous new reference book—"The Home Idea Book"—gave the owner of this house the information and data he needed to make his old house "new." It told all about the "one-stop service" of the *local* Housing Guild Headquarters . . . told how to arrange financing . . . and gave countless other helpful suggestions on inexpensive remodeling.

This 60-page book is indispensable for the person building a new home, too, because it shows many types of houses with interesting floor plans, describes the modern F. H. A. financing plan, explaining how, with a small down payment (often as little as 10%) you pay for your home in convenient monthly payments like rent—and how the modern F. H. A. plan reduces financing costs in many cases as much as 85% when compared to old-fashioned methods of home financing. The book also contains an article on room arrangements by a prominent architect, another on decoration and the use of color, discusses modern materials, construction methods, shows how to get more home for your money. Send for your copy today.

NEW 60-PAGE BOOK GIVES LATEST IDEAS ON REMODELING · BUILDING · DECORATING

This Housing Guild Seal identifies Building Headquarters in your town.

JOHNS-MANVILLE
Dept. AH-10, 22 East 40 Street, N. Y. C. (In Canada, write to Canadian Johns-Manville Co., Ltd., Laird Drive, Toronto, Ont.)
Please send me, without obligation, "The Home Idea Book." I enclose 10¢ in stamps or coin to cover postage and handling. I am particularly interested in

☐ Home Building ☐ Interior Wall Treatments
☐ Complete Remodeling
☐ Reroofing ☐ Building Extra Rooms
☐ New Siding Shingles
☐ Home Insulation ☐ Financing

Name_____
Street_____
City_____ State_____

JOHNS-MANVILLE BUILDING MATERIALS

CRÊPES SUZETTES are food to dream about! Delicate thin little French pancakes, heated at the table in Suzette Sauce—made with fresh butter, lump sugar, orange juice, brandy and cointreau flavoring (or Curacao and Grand Marnier). Fresh from the chafing dish—what a treat! Old Golds are a treat, too—and they're always fresh!



BOTH "SPECIAL"

Crêpes Suzettes

***FRESH* from the Chef's chafing dish**

WHEN a master chef makes Crêpes Suzettes, he finishes the cooking at your table. He wants this divine food to reach you just perfect—delicately fresh!

The makers of Old Golds feel this way about their cigarettes. They take the very greatest care to make Old Golds never less than perfect—to bring them to you always entirely fresh!

"Double-Mellow," they call that marvelous Old Gold flavor—like no other cigarette. It comes from prize crop tobaccos, mellowed and blended by master tobacco men.

And—notice—Old Golds are sealed with a double Cellophane jacket—the outer opening at the bottom of the pack. It keeps out dust, dampness, or drying heat that may tinge tobacco flavor, make cigarettes hard on your throat.

Experience tells! P. Lorillard Co., the maker of Old Golds, was a famous tobacco firm before 1776! Guests feel flattered when you offer them these fine Old Golds!

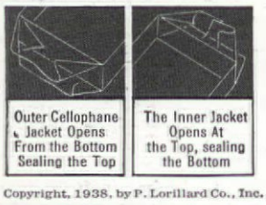

Copyright, 1938, by P. Lorillard Co., Inc.

Freshness Guaranteed BY 2 JACKETS—DOUBLE "CELLOPHANE"

TUNE IN on Old Gold's Hollywood Screenscoops, Tues. and Thurs. nights, Columbia Network, Coast-to-Coast

scheme taken from a striking early Surrealist painting in a cinnabar shadowbox frame which is hung on the far wall opposite the entrance door.

The kitchen too puts in its bid for worthy notice by combining the two shades of Mexican blue, both the light and strong blue that are used in Mexican glass and Guadalajara Mexican pottery. Three walls are light, one dark, with the cupboards on one wall above the stove, and on the other, above the built-in cabinet and icebox, enameled the strong blue. Blue marbleized linoleum and the stove and icebox, which were given a strong dark blue Duco finish in an automobile paint shop, complete the "blue heaven." Red and white curtains, over frosted glass Venetian blinds, and red towels point the question, why not be original in the kitchen? Here's a kitchen, in fact a whole house, that out-smarts many a smart woman decorator.

A GANDER at SAUCES

MURRAY MANNING

PONDERING the other day the great inventiveness of the American people, it seemed too bad that so little of that inventiveness has been directed to the strange alchemy known as cooking, to which almost every other nation on the face of the earth gives its proper and high place. And the matter of sauces worried me especially, for these subtle creations, with their ability to raise meals from the relatively low level of mere feeding to the considerably higher one of dining, get pretty short shrift in the average American kitchen.

For here in America we have only three sauces. There is the traditional white sauce—whose disastrous results on the digestive processes were something of a mystery until I recalled that the formula for white sauce and that for bookbinders' paste were identical—the latter is merely done on a grander scale. We have white sauce and its dreary cousin, brown gravy, and a delusion called tomato sauce, and these three alternate with inevitable regularity on our dinner tables.

The making of a good sauce is a somewhat more elaborate affair than merely boiling up a little flour in a little milk. But it is not nearly so difficult as most recipes make it seem. After all, the busy housewife is hardly to be blamed if she hesitates to embark on a venture that entails a side of beef, a wash boiler, and fifteen hours in the bargain.

Now, since almost every sauce worthy of the name has originated in France, we shall save a great deal of time by going to the French for sauce-making technique. The French sauces are really very easy to make. They take only a few things not usually devoted to our native trio—a little time, a little care, and a greater sense of seasoning. The whole long list of French cooked sauces boils down to two basic ones, sauce Béchamel and sauce Espagnole. When you can make these, with a little imagination the rest expand merrily before you and your reputation as a cook grows by leaps and bounds.

The foundation of the French sauce is the *roux* or thickening. You will find the process of roux making somewhat familiar. The length of time allotted to roux making may astound you, but please take my word for it—it is essential. It is essential to both flavor and digestibility.

There are two roux—white and brown. To make a white roux, take a tablespoon of your best butter and a little salt and pepper and put them into a spotlessly clean saucepan. Let the butter melt gradually over very, very slow heat. Don't allow it to color at all. When it has melted, add a tablespoon of your best pastry flour. Always use pastry flour in sauce making, for it is richer in starch. Remove the pan from the heat and blend the two until you have a smooth, creamy paste. Return to the heat and allow it to cook gently, for about ten minutes, removing the pan from time to time and stirring. Do not allow the mixture to color. Remember that the heat must be *very* low. This is your white roux.

The brown roux is made in exactly the same manner. However, allow the butter to bubble and brown before the flour is added. Then, allow it to cook a little more vigorously after the flour is added. Cook it for thirty minutes until it has taken on a delicate brown color. You will have to be on your guard to keep it from burning.

THESE roux can be made up in large quantities and then stored, covered, indefinitely in the refrigerator. The proportions given here—one tablespoon of flour and one of butter to thicken a cup of liquid—may seem a little thin to you, in which case you can increase the flour and butter quantities. But remember that sauces should not be too thick and that they should, when ready to serve, merely coat a spoon.

The roux can easily be flavored in the process of making. A slice

"WRITE THIS IN YOUR NOTEBOOK, PEGGY, FOR SHRIMP SALAD—REAL MAYONNAISE REALLY FRESH!"

OUR SALAD OIL IS "FRESH-PRESS"!

Mayonnaise, you know, can't be any fresher than the salad oil used to make it. Our "FRESH-PRESS" Salad Oil is uniquely fresh, because we prepare it ourselves—fresh each day—just as it is needed! It goes into our double-whipper right away. There it is mixed with freshly broken, whole eggs, our own special blend of vinegars, and choicest spices. Nothing else. *No starchy fillers.* It's *all* mayonnaise! And it's sealed in crystal jars and rushed fresh to your grocer by speedy truck delivery. That's why our two brands of *Real* Mayonnaise (Best Foods in the West; Hellmann's in the East) always taste so rich . . . so creamy . . and so FRESH!



COMBINATION SHRIMP SALAD

1½ cups cooked shrimp
1 medium-sized, sweet, red-skinned apple, unpeeled
Lemon juice
⅔ cucumber, scored
8 celery curls
Lettuce
Hellmann's or Best Foods *Real* Mayonnaise

Slice unpeeled apple, cut slices in halves and dip in lemon juice to prevent discoloration. Slice scored cucumber crosswise and cut slices into halves. Cut 2-inch celery stalks in lengthwise strips, leaving one-fourth inch uncut at end. Place in ice water until curled. Arrange in lettuce cups a row of fruit and vegetables, with shrimp on either side, as illustrated. Serve with *Real* Mayonnaise. Serves 4.

IN THE WEST ➡

⬅ IN THE EAST

BEST FOODS ⇆ HELLMANN'S

Real Mayonnaise

ONLY 49¢ BUYS THIS *new*

MIRRO *Eskimo Cake Pan*

(Regular Price, 75c)

Treat your family to Eskimo Cake—and prepare to take a bow. They'll love it. And you will find this new all-season dessert as easy to make as it is delicious to eat. *Your refrigerator takes the place of the oven.*

Of course you will want this new MIRRO Eskimo Cake Pan which makes it so easy for you to turn out perfectly marvelous specimens of this appealing dessert. In addition, you will receive with your pan, four new MIRRO Eskimo Cake Recipes telling how to make the cakes shown here—Chocolate Igloo, Iceberg, Northern Lights, and Mountain Sunset.

You never bought a utensil for so little money that contributed so much to the convenience and to the dining pleasure of your family. While this new pan has been designed primarily for Eskimo Cakes, it is ideal for tortes and cakes of all kinds.

It is made of seamless, extra-hard MIRRO aluminum, 9¼ inches in diameter, with removable batter-seal bottom that makes it easy to take out cakes *right side up!*

See this new MIRRO Eskimo Cake Pan and other MIRRO Fall Specials at leading department, house furnishings and hardware stores. If your dealer cannot supply you, order by mail. Send 49¢, plus 11¢ to cover postage and packing.

Aluminum Goods Mfg. Co.
Manitowoc, Wisconsin

Please send me your new MIRRO Eskimo Cake Pan. I enclose 49¢ for the pan, plus 11¢ to cover postage and packing (total 60¢).

Name.....

St. or R. F. D.....

City..... State.....

(Offer good only in U. S. Expires Jan. 1, 1939)

of onion, a slice of carrot, or both; a bit of shallot or garlic—these are cooked with the butter before the flour is added. It is best to allow a little extra butter in this case, for the vegetables must be removed before the flour is added, and they absorb some of the butter in cooking. In the case of white roux, extreme care is necessary so that the cooking seasonings do not color the butter.

The made-up roux is used in the proportion of two tablespoons to a cup of liquid. The roux is heated gently in a saucepan and the desired liquid added when it is lukewarm, a little at a time, with constant stirring and beating for smoothness.

Before we look at recipes, let me give you a word of warning. Don't drown every dish you serve from this day forward with sauces. The sauce is worth anything at all only when it is used in moderation. It is a mistaken notion of French cooking that sauces are loaded indiscriminately onto every dish. The French chef is too wise a functionary to mingle his flavors so ruinously. Seasonings should be delicate, for the sauce is an addition, and not a disguise.

If you serve an entrée with a sauce, keep your vegetables simple, or if you serve vegetables with sauces, then have a plain roast or grill. There are certain things which it is completely criminal to serve with sauces at all. These are lamb chops, steaks, and beef fillets. No sauce ever devised can better the flavor of properly grilled beef or lamb.

The white sauces

Sauce Béchamel. This is a white sauce that will serve you stoutly in many ways. Make a white roux. Add very slowly to two tablespoons of roux a cupful of warm milk, stirring carefully after each addition until you have a perfectly smooth sauce. You may beat it with a whisk if you choose, but artful stirring will give you the same result. Cook this, stirring constantly, taking care that it does not burn or color in any way, for about twenty minutes. Don't try to make this sauce in a double boiler. It needs your personal attention. Your double boiler sauce will surely separate and you'll never get it smooth again, nor will the flour be cooked sufficiently to be digestible.

Sauce Mornay. Add two or three tablespoons of finely grated cheese to a Béchamel sauce, just before removing from range. Parmesan, Provolone, and Gruyère are the cheeses most frequently used. But ordinary American cheese is excellent if you grate it from a really hard piece with a fine grater.

Sauce Crème. This is merely a Béchamel to which the yolk of an egg beaten in a little heavy cream has been added. Be sure to add the beaten egg and cream after the sauce has been taken from stove. It is a more delicate sauce than the ordinary Béchamel.

Sauce Soubise. Chop five or six large onions and start cooking them in a skillet with a large piece of butter. Stir them carefully, and allow them to cook until they are a delicate golden color. Do not brown them and do not allow them to burn on the pan. Add to this a cup of Béchamel, reduce the heat and cook gently for about twenty minutes. Stir to avoid burning. Strain through a fine sieve before serving.

Sauce Ravigotte. This is one of the numerous ravigotte family. Take a little parsley, a few tarragon leaves which have been plunged for an instant into boiling water, a few chives, and a shallot. Chop them fine, add to a cup of Béchamel, and cook for an instant or two in the sauce. If you like the tarragon flavor, add a tablespoon of tarragon vinegar, reduced to half its volume by heating for a few minutes.

Sauce Aurore. To a Béchamel which you have allowed to cook until a little thicker than usual, add a wineglass (¼ cup) of mushroom liquor, two or three diced mushroom caps, and a tablespoon of tomato purée.

Sauce Marguéry. This is a little more elaborate than the Béchamel-base sauces, but it is superlative on sole, salmon, or any filleted fish. Cook six oysters in their own liquor until the edges curl. Make a white roux and add half a cup of thick cream and half a cup of the oyster liquor. Allow 2 tablespoons of roux for this amount of liquid. Cook as given in Béchamel sauce. Then add the oysters and six shrimps carefully cleaned. Add beaten egg yolk just before removing from heat. If a few mushroom caps are handy, they will make an excellent, tasty addition.

The brown sauces

Sauce Espagnole. This is the brown counterpart of Béchamel. To make it according to Hoyle is a lengthy and difficult process. But here is a simplified version that is no trouble at all and which, I assure you, is pretty close to the proper recipe. Prepare a brown roux, flavoring the tablespoon of butter with a slice of onion, a slice of carrot, and a few bits of minced cooked ham. Cook until the butter has a deli-

TIRED? NO! EVEN AFTER HOURS OF HOUSECLEANING!

Nowadays, men expect much more of women than formerly. It was once enough to keep a good house. Now you must be wife, mother, sweetheart and "pal" all rolled into one, ready to "go places" at a moment's notice! And the modern woman sees she *is* ready!

Now—"Drink" Energy!

Here's how. COCOMALT is an *energizing* food drink. And the energy that housework takes *out* of you, COCOMALT helps restore. Mixed with milk, every glassful of COCOMALT gives you, as a housewife, the equivalent of 1¾ hours of *energy!* Think what this can mean!

COCOMALT makes a delicious beverage. It's low in *fat,* high in *energy.* Get in the habit of taking a glass of COCOMALT in mid-morning, again in mid-afternoon. Or drink it regularly with your meals. Make a note to ask your grocer or druggist for COCOMALT today! Feel like a new person!

A PROTECTIVE FOOD DRINK

COCOMALT supplies *energy.* It's a *protective food drink.* It supplies essentials frequently lacking in the daily diet, including calcium, phosphorus, Vitamin D and iron. 3 glasses of COCOMALT a day takes care of the average person's minimum requirements of all these.

Housewives!

Every glass of COCOMALT with milk gives you 1¾ HOURS OF ENERGY*

Energy by the glassful

* *The measurements of energy used in this advertisement have been estimated by applying the energy value of Cocomalt to the energy expenditures of various occupations as covered in "The Foundations of Nutrition" by Dr. Mary Swartz Rose, authoritative textbook in this field.*

SUNKIST LEMONS

America's favorite FLAVOR



NOW MAKE YOUR FAVORITE PIE BY THIS FAVORITE RECIPE!

In our Sunkist Kitchen, we're almost always trying another lemon pie recipe. But for all-round ease and excellence we've yet to find a better one than this:

Bring to boil in saucepan on direct heat: 1 cup water or milk, ¾ cup sugar, ¼ tsp. salt, 1 tsp. grated Sunkist Lemon peel. Blend 5 tbsp. cornstarch with ½ cup cold water, and add. Cook over low heat until thickened (about 5 min.), stirring constantly. Remove from heat. Add separately, mixing well after each: 2 well-beaten egg yolks, 1 tbsp. butter, 6 tbsp. Sunkist Lemon juice. Pour into 8-inch baked shell. Top with meringue made of 2 egg whites, beaten stiff with 4 tbsp. sugar. Fold in 1 tsp. lemon juice. Brown 15 min. in moderate oven (325° F.).

With lemon pie recipes, remember: it takes fresh lemon juice to give the true lemon flavor and flavor makes the pie. Try it today!

FREE LEMON RECIPES

"Ten Pies—All Lemon" is one chapter of Sunkist's new lemon recipe booklet. Send the coupon today for your *free* copy.

California Fruit Growers Exchange
Sec. 2110, Sunkist Building, Los Angeles, Calif.

Send FREE recipe booklet, "Sunkist Lemons Bring Out the Flavor."

*Name*_____

*Street*_____

*City*_____ *State*_____

Copr., 1938, California Fruit Growers Exchange

cate color. Remove the ham and the onion and carrot, add a tablespoon of flour, and cook gently for about thirty minutes. Add to this a cup of stock prepared from canned consommé or bouillon, and a tablespoon of tomato purée. Cook gently for another thirty minutes and, just before serving, add a tablespoon of Sherry.

Sauce Madère. Make a sauce Espagnole, using only a little tomato purée and omitting the Sherry. Just before serving add two tablespoons of Madeira wine.

Sauce Piquante. Make a sauce Espagnole, using shallots instead of onion to flavor the roux. Add to the finished sauce a tablespoon of capers, after pressing out the liquor, and a tablespoon of chopped sour pickles.

Sauce Bordelaise. Put two tablespoons of olive oil into a clean saucepan. Add a tablespoon of chopped shallot and a tablespoon of chopped garlic. Simmer until they color. Add half a cup of claret and simmer again, reducing this by one half its quantity. Now add a cup of sauce Espagnole and simmer again. Blanch two ounces of beef marrow in boiling salted water until it is softened and cut into little pieces. When the sauce is bubbling, add the marrow, a pinch of chopped parsley, and the juice of half a lemon.

Sauce Colbert. To a cup of sauce Espagnole, add a teaspoon of beef extract, a dash of cayenne, a little chopped parsley, and the juice of half a lemon. When this comes to a bubble, remove from the fire, place in a pan of hot water, and beat in half a cup of your best butter, beating steadily until smooth.

Except for one or two rather obvious suggestions, I leave the use of these sauces largely to your own taste and imagination. Mornay and Aurore are excellent with eggs, either poached or hard cooked. Marguéry will make fish an event at your table. Soubise will take the dullness out of many an otherwise uninteresting vegetable. But with the foundations here, experiment by all means with sauces of your own.

Life Begins At 40

Grace B. Drake

became the first head of the Allerton Hotel for Women when she was 40. Today she is still *active manager* of this charming, homey place in busy New York City.

Took a course in Journalism at 50

Harriet Packard of Kent, Ohio, then learned to type the articles she wrote. Her writings have sold widely. She has contributed to newspapers and more than a dozen magazines, and she has written 3 books—a volume of verse, a book of reminiscences and lately a novel.

PAST 40? Many Start New Careers at this Age

THE YEARS from 40 on *can* be among the most satisfying of all. But unfortunately many people around this age *slow down*—feel years older than they are.

This early aging is often due to two simple causes:

1. **Your body may not be getting enough vitamins. Older people need certain vitamins just as much as children do.**
2. **Poorer digestion—that often sets in around 40—may pull you down.**

A tonic food that helps *both* these after-40 troubles is Fleischmann's fresh Yeast.

It gives you a good supply of 4 different vitamins.

Eating these vitamins *in fresh yeast* helps the system put them to *quicker, fuller* use. The yeast acts as a "booster" for the vitamins, by stimulating a more active flow of digestive juices.

This better digestion is a help many people *especially* need after 40.

Eat Fleischmann's Yeast ½ *hour before* meals—plain or dissolved in a little water. See if you don't begin *feeling younger*—more energetic, more like starting new things.

"Able to keep the job I love," *says Mrs. Evelyn Crumlish—42*

Dear Life Begins:

Nursing is my work and I love it. But, about a year ago, I began to lose my pep. I had a feeling that I was just getting old and would have to give up hope of ever feeling young again.

My husband suggested that perhaps Fleischmann's Yeast would help me. Patients in the hospital are often given yeast—so I tried it. After eating it for a few days I began feeling better. Gradually my pep returned.

I am still eating Fleischmann's Yeast. Thanks to it, I have been able to keep the job I love.—EVELYN CRUMLISH

Copyright, 1938, Standard Brands Incorporated

"Pretty up" your kitchen

[*Continued from page 47*]

Some decalcomania patterns have proved so popular that now you can get oilcloth to match!

If you like red in your kitchen, you'll enjoy seeing the many red accessories pictured on page 46. Matched red and white pitcher, teapot, covered bowls, and covered refrigerator dishes (top and middle shelf), also the salt and pepper on the table are from Universal potteries. Hall teapots on the top shelf are in the very newest shapes. The red and white ivy shelf edging on the top shelf, from Standard Coated Products Co., is matched by pot holders in their convenient container and by the chair pad. Red and white checked Royledge shelf edging on the two middle shelves is matched by shelf paper. "Fiesta" is the name given to the Owens-Illinois Can Co. tinware set from M. P. Price, with its Roman stripes in red, blue, and green on yellow. Note the canisters, tray, bread box, dust pan, and garbage can, all matched. Resting on the Hoosier table, with its linoleum top, are another tray, from Herman Kashins, two types of red rubber dish drainers, from Wooster Rubber Co., colorful pottery plates from Homer Laughlin, and a gay Martex dish towel. Note the little red Pasterettes in vegetable and fruit shapes, previously referred to, and the "Stikfast" pleated chintz edging, from Consolidated Trimming Co. You can bring color even to drawer and cupboard hardware, by replacing old handles and knobs with chromium and colored handles from Stanley Works.

Down at the bottom of page 46 are some of the new Royledge shelf papers, with their non-curling edges. Take your choice of colors and patterns, ladeez and gent'lmun, polkadots, vegetables, wheat, and quantities of others. The shelf and lining paper wipes clean with a damp cloth, and is really dust, dirt, and stain resisting. At the left of this are some of Nesco's new things: a ventilated cake cover and salver set, a canister available in several different color combinations, and a mixing bowl with convenient handle.

Wear color yourself, when you're in the kitchen, and let your family share the fun. Here are "mother and daughter" aprons, with the same hand-blocked design, and another for Dad, with matching towels which proclaim "dishwashing is unfair to men." Designed respectively by Myrtis and Rene, from the Kitchen Tog-

gery. (Illustrated on page 46.)

Fruits and vegetables make a gay pattern for du Pont's lacquered fabric table cover, which can be matched with shelving and edging. Note these in the photograph at the top of page 47. Note also the Hall China cooky jar, and the coffee or chocolate pot, chowder dish, and salt and pepper in Vernon Kiln's lovely colors. Incidentally, nothing could be handier than the little oilcloth case with utility shears, pad, and pencil put out by the manufacturers of Wiss shears. On the table are a pottery baking dish with pie plate top, and another mixing bowl, both from Universal Potteries. The Herman Kashins tray is a convenient size and shape and carries a sprightly little design. Great Northern makes a "Bak-Serv" hostess plate and salad bowl to match in extremely good-looking colors.

Red, white, and blue is the color scheme of the kitchen photographed in the center of page 47. There are red and white dotted curtains at the window, from Bloomingdale's, and du Pont's table cover and chair pad, in blue and white nautical design of lacquered fabric. Unbreakable Beetlewear plates and "glass" are in blue and red, as are the plastic handles of the flatware, from the National Silver Co. A nautical design on the wooden salad bowl, from Bloomingdale's, carries out the idea.

Beneath this picture are some of the Meyercord decalcomanias mentioned a little while ago, with oilcloth made to match, from Weiss & Klau.

In the lower right corner of page 47, there is a brand new type of shelf paper, which Dennison calls "china gloss." Shown here in the "kitchenware" pattern, it is liquid proof and washable. You can "go Mexican," if you prefer, in oilcloth from Columbus Coated Fabrics Co. There are covered butter dishes, in two designs, from Hotel Bar Products, Inc. and there is a butter slicer as well. The Hy-Dor cake cover has a tiny space inside the handle, where one can put cotton soaked with rum or whatever flavor one happens to prefer, for extra flavoring. In the left-hand corner is a sight to bring smiles to any grim morning face: oilcloth with a gay little peasant girl design, and colorful "Fiesta" pottery from Homer Laughlin. A Herman Kashins tray repeats the color.

Make no excuses

[*Continued from page 45*]

not have noticed the disorder particularly, since it was the house itself in which I was interested, not the state of its furnishings. Anyhow, it was almost immediately apparent that the house was not of suitable size for my family, and we left without going upstairs, whence the tenant had retreated. Mr. Young called our thanks up the stairs and she shouted back that she was sorry the place looked so terrible.

We went on by appointment to another "two-story frame dwelling, now occupied by owner." A woman of about my own age admitted us and we had a small argument at the door about whether we should leave our snowy rubbers on the porch or bring them in as she insisted we should. We left them on the the porch, but while we were exchanging greetings with her little boy she brought them in. As we entered she began to explain that they had been away over the week end and she hadn't done a thing to the house since their return. She hoped we wouldn't think it always looked that way. And so on. As a matter of fact, the house looked neat enough. It didn't look polished to a high gloss for showing off, but it did appear to be as tidy as the average house that is being thoroughly lived in. In any case, I should have thought it an extremely pleasant home and given no heed to its actual tidiness had she not been so hoveringly apologetic about it during our call.

ANOTHER day we went to see a brick bungalow occupied by the owner, an elderly woman alone. At the door she declared she had misunderstood about the appointment; she didn't know Mr. Young was bringing a client, and she cast hostile glances at me as she grudgingly stepped aside and permitted us to enter.

"You must excuse the looks of my house," she whined. "I'm an old woman alone and I can't keep things up like I once did. That's why I want to live in some smaller place. I'm used to having everything kept up nicely and this is too big for me to keep up now I'm all alone." One glance showed the house to be in an almost painfully immaculate state, and I felt convinced that her sole aim was to call attention to that state by pretending to bemoan her inability to achieve it. Perversely, I made no comment. Politely, Mr. Young told her the house looked perfect. She escorted us from room to room apologizing for the purely imaginary deficiencies of each. I disliked her house and despised her.

Then there was the woman who was house-cleaning. She explained superfluously that her house was "all torn up" and that it looked better when she wasn't housecleaning. And there was the woman who had guests who rose late and made her late with her

• *Don't worry* if that extra rubber of bridge makes you forget the hour. There's still plenty of time to prepare the sort of a feast any hungry man will go for! All you need for the main course is a can of Heinz Cooked Spaghetti—the long-strand kind. It's ready to heat and serve. Has a racy sauce of "aristocrat" Heinz tomatoes, rare spices and zippy imported cheese. What more can a man ask?

• *A flip of the wrist*—and there's a whole dinner in itself! Some women like to heat Heinz Cooked Spaghetti in a casserole, and sprinkle it lightly with sauteed bread crumbs. Others find that it mixes wonderfully with leftover meats. Again, folks tell us that it's luscious with a piping hot tin of Heinz Cream of Tomato Soup poured over the tender strands. However you serve it, Heinz Spaghetti is sure to win applause!

• *Your whole family* will cheer the steaming platter of Heinz Cooked Spaghetti you serve! We make the spaghetti ourselves, in Heinz spotless kitchens. Press it from fine semolina flour. Dry it in air-conditioned rooms. And cook it to the authentic recipe of a famous chef! Keep a few tins on your pantry shelves at all times. It makes a mouth-watering feast anyone can have ready in a jiffy!

Heinz Cooked Macaroni has a rich cream sauce, and is flavored with fine American cheese. Ready to heat and serve—a splendid mixer, too!

57

HEINZ
COOKED
SPAGHETTI

Our Baking Soda is a faithful first aid in many emergencies. A paste will ease pain of superficial scalds, burns. If injury is severe, call your doctor.

To keep your refrigerator gleaming white and free from odors wash it regularly, both inside and out, with a mild solution of our Baking Soda.

Buy two packages of our Baking Soda at a time. Being pure Bicarbonate of Soda, it's economy to keep it in the medicine cabinet and in the kitchen.

ARM & HAMMER and COW BRAND BAKING SODA
Are Identical

CHURCH & DWIGHT CO., Inc.
10 Cedar Street, New York
Please send me Free Book, describing uses of Baking Soda, also a set of Colored Bird Cards.
W14
Name_____
Street_____
City_____ State_____
(Please print name and address)

work and we must excuse the way her house looked. And there was the woman who had three children to get off to school and so the house was in a shocking state (her words, not mine) and we must excuse it because with three children to get off to school it does put you behind with your work. And there was the man whose wife was away, and we mustn't think she'd ever stand for the house being in such awful condition if she were there because she always kept it neat as a pin. One tenant ushered us through the rooms of her first floor with mildly ironic remarks about her housekeeping, and then, when we asked if we might see the second floor, said with a hoot of laughter, "Go ahead, but don't bother to make the beds while you're up there." She was my favorite of the lot.

One day I asked Mr. Young, "Have you ever gone into a house without being met by apologies and excuses?"

Laconically he answered, "Never."

Well, now I wish he'd come to my house. We are about to move and agents are already showing the apartment to prospective tenants. They come at all hours, sometimes unexpectedly, sometimes by appointment. When I open the door the agent says to me, "I am Mr. So-and-So of the Such-and-Such Agency. May I show my client your apartment?"

I say, "Yes indeed. Come in. You won't need me, will you?" And I go back to baking a cake or packing books or eating my lunch or whatever I'm in the midst of doing. If they seem hesitant about poking around my rooms, I say, "Just go right in and look wherever you like." Sometimes it takes a little trying to feel entirely undismayed at the memory of the baby's blocks all over the living-room floor or the damp towels on the rim of the bathtub, but when they thank me as they leave I smile cordially and say, "You're quite welcome" and hope I mean it, for if I do, I have learned my lesson even better than I think I have.

Pass around the old favorites

[*Continued from page 48*]

Whenever you come across an unusually shaped dust pan, snatch it, for I have found there is no better server than this mundane kitchen article. If you would like it a bit more disguised, it could be decorated with gay peasant flowers quite easily.

A baker's wholesale store is responsible for the pointed compartment pan holding nuts and pretzel sticks. The only disadvantageous feature about it was its lack of handles. Upon discovering some glass conduits at the fifteen cent store, this condition was easily remedied. After this utensil was sprayed white it was really quite a distinguished little pan, what with its pointed shape and almost crystal grooved decorative handles.



What Is A LOVE APPLE?

ANS.—**A love apple is what your great-great-grandmother used to call the tomato. In spite of the charming name, she believed it to be inedible. Today we not only eat tomatoes but drink them with relish. To enjoy a tastier, livelier, more refreshing tomato juice cocktail, add a teaspoonful of Lea & Perrins Sauce to a glass of your favorite brand. It also works wonders as a seasoning for steaks, fish, soups, salads.**

LEA & PERRINS Sauce THE ORIGINAL WORCESTERSHIRE

New Du Pont Sponge FLOATS!

New easy way to wash windows .. dishes .. cars

THE Du Pont Cellulose Sponge floats—won't pick up scratchy grit from bottom of pan. Your bath sponge is easy to find and grasp. It's so absorbent it actually holds 20 times its weight in water! Delightfully soft. Square corners fit hard-to-reach places. Squeeze dry and use like a chamois. Four sizes, 25c to $1.10. If your dealer is not supplied, send 25c (in stamps or cash) to Du Pont, Dept. A1, Wilmington, Delaware.

APPROVED BY GOOD HOUSEKEEPING

"Skoost me"

[*Continued from page 45*]

child's grooming. His whole drift away from the carefree attitude of carelessness so natural in child-years, into the well-ordered existence that is expected of us on emerging from babyhood, involves a systematic and well-planned development of ideas about appearance and personal grooming, which must start early if they are to take firm root. If your three-year-old won't wear blue socks because they don't "smatch" her pink dress, you are succeeding. If your little two-year-old Tommy rushes for the

WASN'T it our grandparents who taught us to believe that the harder something was to achieve, the more we appreciated it? Just so the popcorn in the tin container boasting the glass front. It may not be as convenient as some dishes but there is greater fun reaching inside time and again for your share. Since the opening is large enough for a prizefighter's hand, there is no danger of being ignominously caught inside.

I have always thought that chickens shouldn't be the only fortunate ones to use those fascinating galvanized iron chicken feeders with their neat little rows of oval holes and from now on they are not going to be, at least as far as we are concerned. What better way is there to serve stuffed celery and olives and how attractive they look arranged in such orderly fashion!

Old-fashioned knife and fork holders are easy to find the country over. They look well too, filled with bread sticks and are fun to carry around. They are not out of place in one's living room and take to their new role with great facility.

Of course, none of these containers would be in keeping with an elegantly furnished room, but if you are not too insistent upon perfection and your home is a comfortable, livable one they will create a great deal of interest when you use them at your next Sunday evening party at home. For beach and mountain cabins, patios, or barbecue pits they are appropriate and satisfactory.

footstool to hold the basin for washing his hands, voluntarily, after each meal, he has learned from your expressions of pleasure and approval that his cleanliness meets with favor, and is, therefore, a desirable part of his life.

CHILDREN do care how they look. They are quick to sense your approval when they look well. Did you ever see a child with a new pair of shoes who didn't point with pride and comment on them, almost before he could articulate the word *shoes?* And with parental stimulus this pride in appearance can be kept at just the right level, without being overstressed, for that would be nearly as unfortunate as allowing a child to lapse into a too careless disinterest in his grooming.

Teaching children not to interrupt is a matter that requires utmost zeal on your part to do likewise unto them. My little nephew had just learned his lessons on not interrupting, and apparently even memorized the difficult word in-ter-rupt, when his father one morning at breakfast table, intent on some subject in his own mind, quite unwittingly interrupted his four-year-old son. The son was rightly resentful, and in his exasperation he couldn't possibly recall the difficult word. His indignation fairly crowded the words from his throat—"Daddy, you you—you got in the way of my talking." We can accomplish respect for our individual right of uninterrupted conversation most successfully if we, in our turn, are scrupulously careful not to "get in the way of talking" of our children, but will give them our undivided attention, however trifling their message may seem to us, whenever they come with their little story or question.

"Taking turns" is a policy of justice that irons out many difficulties when children in play simply must each enjoy the same toy at the same moment, to the exclusion of all other children. Carrying the "taking turns" policy into the privilege of talking and being heard appeals to a child's sense of fairness.

Hard and exacting your responsibilities seem now. But, instead of years of impatience ahead over children's failures and unhappiness because of their careless attitudes, you will find that their "skoost me, Koëne" attitude toward their surroundings, their innate and well-guided kindness of heart, will have brought them further from failure and nearer to the enjoyable companions in an altogether charming home atmosphere that you visualized and laid foundations for in their earliest cradle days.

Right from our own kitchen

ON PAGE 51 of this number of THE AMERICAN HOME you see our "Coast-to-Coast Recipes." Selected from the many, many recipes sent in by readers, they have been tried out in our kitchen and judged excellent. We wish we could report that all of the recipes submitted by readers have turned out as well. But that isn't true at all and we might as well admit it. Many of the recipes have to be tried again and again: a little sugar taken out here; a little more baking powder added there; a higher or a lower baking temperature used, and so on. All this has to be done before we consider a recipe foolproof and ready for publication!

Naturally we have long ago figured out the reason for this deplorable situation. It isn't that the recipe wasn't delicious as prepared and served by the reader in her own home; the fault lies in the way the recipe was written up and sent to us. For instance, the term "rounding tablespoon" leaves us in a state of great bewilderment. To us a tablespoon always means one *level* tablespoon. But one rounding tablespoon! How rounding? The only thing we can do is guess, and a guess can often be wrong. Hence, the disappointment in the recipe. Another expression that confuses us is "add enough flour to thicken," or "add enough flour to make a stiff dough." Of course, after several trial-and-error attempts, we can develop the recipe using specific amounts so that we have a delicious finished product, but in doing so we may have got away from the reader's original conception of the recipe. Which, of course, we prefer not to do.

SO RIGHT here we should like to plead with you, when sending in your favorite recipes, *please* write down all the ingredients and directions as specifically as possible. Let your cups be level cups, your teaspoons be level teaspoons, give the exact amount of lemon juice you added to the sauce, and so on. Remember, too, the exact baking directions. What oven temperature did you use? Just how long did you leave it in the oven? We are not asking you to do all this just to make it difficult, but so that if you send in a recipe and we have the opportunity to test it in our kitchen, we shall know exactly the recipe you had in mind and be as pleased with the success of it as you have been.

START WITH DEL MONTE TUNA,

CELERY AND MAYONNAISE...AND, PRESTO!

A salad with six delightful versions

Choosing is your only problem here! Each version is magically easy to make. And made with DEL MONTE Tuna—you know from the start how good each will be!

For DEL MONTE packs only the smaller, more tender tuna. Packs it with pride—carefully, skillfully. It comes to you smooth-grained, evenly cut. Firm—as tuna should always be—yet flaky, too.

And so delicious! Not only in salads—but in sandwiches, casseroles, good things galore!

Try it this week—your favorite way. Your own good food judgment will tell you—DEL MONTE is the tuna for you.

DEL MONTE Tuna comes in 3 can sizes — 13 oz., 7 oz., and 3½ oz.

Just be sure you get

Del Monte Tuna

FOR FINER FLAVOR IN EVERY TUNA TREAT YOU SERVE

Corn Soup — extra special style!

CORN SOUP À LA NORMANDIE

1½ cups fresh or canned corn
1 cup meat broth, or 1 cup water and 2 bouillon cubes
2½ cups rich milk
1½ tablespoons Minute Tapioca
1 teaspoon salt
¼ teaspoon sugar
½ teaspoon scraped onion
1½ tablespoons butter

Cook corn in broth 10 minutes; force through sieve. Combine with milk, Minute Tapioca, salt, sugar, and onion in top of double boiler. Place over rapidly boiling water and cook 10 to 12 minutes after water boils again, stirring frequently. Add butter. Garnish with popcorn. Serves 4 to 6. (All measurements are level.)

● No white sauce to mix. Instead, use Minute Tapioca as your thickener—and see how full and rich the flavor is and what a wonderful consistency it has! Try this recipe today.

Try Minute Tapioca Cream with freshly melted chocolate mints as a sauce. It's a brand-new treat! See easy recipe on package. →

And send—now—for
FREE Cook book. Scores of miracle-working recipes! Address General Foods, Dept. BHG-10-38, Battle Creek, Mich.

A WONDERFUL WAY

A wonderful way to preserve all the delicious new recipes you like. They are kept fresh and clean, right on tap for instant use. It is simple, practical, inexpensive. A postcard will bring full details. THE AMERICAN HOME, 251 Fourth Avenue, New York City.

Bed, Bookshelves, Cedar Chest
beautifully combined

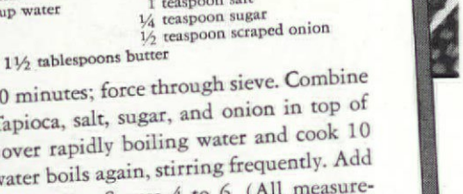

You'll find the "Cambridge" Studio-Cedar Chest Bed the most comfortable bed you ever slept in! But that's only part of its charm! Shelves built into the headboard hold your telephone, radio, light, books—much more room than that provided by a bedside table, and *so* much handier.

The Studio-Chest Bed has still another unique feature! Two roomy *solid cedar* drawers are built in the foot for bedding, clothing or linens. This useful and tastefully styled bed is sturdily built of solid maple in full and twin sizes, with vanities, chests, and other matching pieces. Other designs in mahogany. See your local dealer or write us for complete information about these beds.

Patented and Patent Appl. for

The Mark of Klerner Craftsmanship

PETER KLERNER FURNITURE CORP.
Established 1873 New Albany, Ind.

TUT! TUT! MRS. LUTES

MARY HIGGINS BUIRGY

If Mrs. Lutes would come to Denver, I feel that we could do something to help her recover from some of her disillusionment, nostalgic yearnings for gold wallpaper, crocheted tidies, and feather beds.

My friends and I are young women, ranging in age from twenty-five to thirty-five, and we are, to say the least, a bit upset by such references to "the home that was, and is no more." I feel that we are more or less typical of countless young married women throughout the nation. That is why I take my typewriter in hand to write a vigorous protest against the accusations that "this younger generation" has given itself over to interior decorators, delicatessen shops, night clubs, and cocktail parties.

Let me give you an example. Mrs. R. and her young husband are buying their home. They are of the upper middle class, a class similar to that of "Mis' Draper." They have furniture, modern, yes, but the kind that one can put his feet on, if he is so inclined. They have a lawn and roses, and they do their own lawn-mowing and bug-chasing.

They don't possess any straw flowers or feather wreaths, but their house is full of things that they love and that they have made or carefully selected themselves—tiny embroidered miniatures, samplers, afghans (two of them), linens (made by Mrs. R. herself). There's a deer's head, too, because Mr. R. shot the deer himself and he's proud that he can shoot as well as Grandpa.

Mr. R. likes jams and jellies and pies and fruit cakes, so Mrs. R. makes them herself. True, she doesn't have to stand over a hot wood stove for days in the making of them, but she gets good results just the same—and uses them to add to their Christmas presents to their few apartment-house friends. Although she feels that it's foolish to spend time making bread, Mrs. R. can make cookies, pies, biscuits, and cake—and she does, too.

The R.'s aren't prigs, for they do like a cocktail now and then, but they indulge in "parties" no more than once or twice a year. Why spend a week's rent on cocktails, when all one can possibly get out of it is a "hangover?" Then, what can these young people do, when they get together in the evenings? Drop in sometime, and we'll give you the surprise of your life, Mrs. Lutes. We *talk*, we actually spend pleasant evenings talking about politics and poetry, world events and labor problems. And sometimes we even sing, for the R.'s have a piano, right out in the living room, too, and it's always open and covered with music—new songs with a goodly sprinkling of "good old songs." And afterwards we have coffee or chocolate and cookies that someone has made.

The R.'s aren't starting a "movement" to go back to the good old days. They like the modern ones, for all their ups and downs. They and their friends have tried to take the good from the old and combine it with the good in the new—and they are having a very full life in doing so—all of them.

So, Mrs. Lutes, come out and see us sometime!

The "little woman"

[*Continued from page 8*]

tine. I smelled its fumes and rushed down the stairs to see what he was doing. He was working at the bottom step and in my haste I didn't notice that he'd been working at the others, too. I took a skid and a flying spin and was off, bumping my ribs on every step and landing with a sickening thud on the cellar floor. Peace, indeed—with a broken rib cartilage strapped so tightly I couldn't take a deep breath and the thought of a sneeze making me slightly delirious. Fortunately, Barbara and Julian, two of our favorite people, were in town, foot-loose and fancy-free, and they moved in and took charge of things. And a good thing, too, because, a week later, Brownie, working in the yard, fell into one of the boys' digging places and wrenched his right arm. Two days later Peter confidingly parked his bike in the shadow of Uncle Newell's car and Uncle Newell backed out over it. We changed Peter's name to "Borgia" while he carefully explained that Buddy, out of town over a month, had *really* been the one who had dug the hole Father had fallen into. On the other matters he was discreetly silent and suffered aloud only when we relieved him of his "belowance" to help pay for the bike's repair.

The farm end of vacation was more successful. I had *planned* a whole series of stories about the Mohawk Valley country and a trip to the Oriskany battlefield. But Uncle Charlie had bought John an air rifle and they spent many hours off in the woods. "It's just what you get, with all your battlefields," said Brownie, and I felt very low. We had *planned* to visit country auction sales and buy a chest of drawers and a low chest for the boys' games. There wasn't a sale in the county all

OVER A MILLION ENTHUSIASTIC USERS

Sunbeam MIXMASTER

THE BEST FOOD MIXER MADE

Compare Mixmaster with all other food mixers and you will know why women everywhere prefer it. Be sure the food mixer you buy *is* Mixmaster—there's only ONE Mixmaster!

EFFICIENT! POWERFUL!

ONE OF THE BEST Sunbeam ELECTRIC APPLIANCES MADE

Gifts — HUNDREDS OF UNUSUAL GIFTS from the Whole Wide World—England, Bohemia, Cape Cod, France, Hollywood, China, Finland, etc. **The New Kellogg Catalogue** is full of original and surprising "Finds" all pictured and described for you. Inviting prices—from 50¢ up. Each article is attractively wrapped and comes to you postage paid with our guarantee of your complete satisfaction.

Write NOW for your FREE Copy
Robert W. Kellogg Co.
66 Hillman St. Spring Field Mass

Bridal Rose Imperial Chrysanthemum Versailles Frontenac

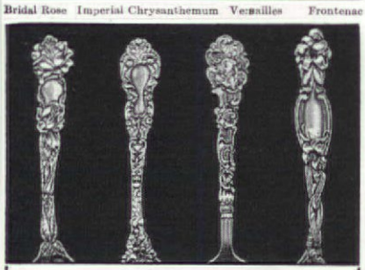

Unusual Opportunity

To fill in your inactive and obsolete patterns of flat silver. We have accumulated more than *three hundred* of these patterns, such as:

Bridal Rose	Lily-of-the-Valley
Canterbury	Louis XV
Frontenac	Medici
Georgian	Norfolk
Les Cinq Fleurs	Orange Blossom
Lily	Violet

This silver has been used and refinished and is offered in first-class condition and materially under the price of new silver.

★ *Unusual Silver* ★

We have one of the largest stocks of unusual silver in the United States, same consisting of Tea Services, Compotes, Pitchers, etc., by America's Leading Silversmiths, also foreign makers.

Correspondence Solicited
Silver Sent on Approval

JULIUS GOODMAN & SON, INC.
47 South Main Street
Memphis, Tennessee

summer! I had *planned* to lie under the trees and rest my ribs. I'd no sooner get settled than Brownie or Peter or John or Charlie would rush to tell me that *this* was the pasture that belonged to a neighbor with a fierce bull; or *this* was where Charlie's cows liked best to park and hadn't I better look around a little? I spent most of my time wandering around disconsolately looking for a nice peaceful spot and thinking regretfully of our own yard under the cherry tree. We had *planned* a nice bit of reading for John on subjects of interest to a boy who liked farm life. But Grandmother had saved her "funny papers" for six months and any spare time John had was devoted to those. I *did* gather up some plant slips and seedlings for our garden, and they died on the way home.

"Just another summer that didn't follow any plans," I remarked morosely to Brownie when we got home and found that somebody had used our tomatoes for lovely things to throw up against the garage. I've decided that, what with two lively boys in the house, there's no great point in making any more plans. In fact, I'm not going to make any more . . . but these daffodils are going to look beautiful in the spring, and I hope I have enough tulip bulbs left to plant around the birch trees in front of the house. I wonder if Brownie's arm will be well enough by next week for him to paint the kitchen walls, and then I'll paint the cupboards. It's almost my time to have the Book Group ladies and maybe I can get the boys' bedroom floor painted before they come. And have I the courage to paper the study? What shall it be this time—more stars, or historical scenes, or cows? Um-m-, the nice fall sun; boys in school; I guess I'll make a batch of molasses cookies for lunch!

For the suburbs

[*Continued from page 4*]

out, unless you have one too.

Pick a town where most of the "nicest" children go to public school. Aside from the expense, it means a more homogeneous place. Make an effort to find out if this is the kind of place where everyone is striving toward one leading social "set." If it is, run the other way. Simple social life, and lots of it, is the best. Try to stay in the town long enough to sense its personality and see if you are happy there. A place is usually better for a permanent home if it is more or less sufficient unto itself, not a suburb of a suburb.

Once you are in a town, the best

[*Please turn to page 81*]

"Hurry, Mother, hurry it's Libby-time!"

. . . time for *Libby's* EASIER-TO-DIGEST BABY FOODS

"Folks think I don't know what's good for me. But I'm always glad to see Mother coming with the vegetables that Libby prepares so carefully.

"Doctor says that Libby's vegetables supplement my milk feedings with minerals and vitamins that will help me grow big and strong!"

Precious Minerals Earlier in Life

One thing about Libby's Baby Foods makes them different from all other Baby Foods. It's the way they're prepared. Libby starts with choice vegetables, fruits and cereal—first strains them—and then *specially homogenizes* them.

This makes Libby's Baby Foods easier to digest. They are usually fed as early as three months—often even earlier.

Libby's special process takes nothing away from the *natural* foods. But tough fibers and cells are broken into tinier particles so baby's digestive juices can easily get the nutriment out of them.

Ask your doctor when *your* baby can start on Libby's easier-to-digest Baby Foods.

Nine Different Kinds

Because little babies need variety, Libby offers them six different combinations of baby foods . . .

No. **1**—Peas, beets, asparagus. No. **2**—Tomatoes, pumpkin, string beans. No. **3**—Carrots, spinach, peas. No. **4**—(Cereal) Whole milk, whole wheat, soy bean meal. No. **5**—Pineapple juice, lemon juice, prunes. No. **6**—(Soup) Vegetables, chicken livers, barley *and three single vegetables . . .*

Carrots—Spinach—Peas. All are specially homogenized.

Your grocer carries Libby's Baby Foods—or will be glad to order them for you.

Libby's 100 Foods

* An exclusive Libby process that completely breaks up cells, fibers and starch particles, and releases nutriment for easier digestion. U. S. Pat. No. 2037029.

COPR. 1938, LIBBY, McNEILL & LIBBY

FREE! NEW BABY BOOKLET

Libby, McNeill & Libby
Dept. AH108, Chicago

Please send me, without charge, my copy of the new booklet, *Your Baby's First Vegetables and Fruits.*

*Name*_____

*Address*_____

*City*_____ *State*_____

*Grocer's Name*_____

Have You a Menu Maker?

Is there a Menu Maker in your home? Are you filing The American Home recipes? If not, let us tell you about this famous system designed by the Editor. A postcard to The American Home, 251 Fourth Avenue, New York City will bring you full particulars.

GOOD LOOKING, these Aluminum windows! And just as attractive from every other standpoint. First cost is surprisingly low. Upkeep practically nil. They'll save money for you year after year.

Aluminum windows are made of lightweight, compact, closely fitted parts. They give maximum glass area, are remarkably easy to open and close, and are permanently weathertight. There's no warping or swelling, no rusting or rotting, and they never need painting.

Send for the booklet listing the manufacturers from whom Aluminum windows may be purchased. It also contains drawings and descriptions of their various types of windows. For a copy, write to ALUMINUM COMPANY OF AMERICA, 1906 Gulf Building, Pittsburgh, Penna.

• • •

Builders like Aluminum windows because they are complete, ready to be set in place, when received. No knocked-down parts to assemble, no weather-stripping, painting, fitting or refitting. These savings on labor can be passed on to the owner.

ALUMINUM WINDOWS

MADE OF ALCOA ALUMINUM

OUR BIT OF HEAVEN
built for $4,500

Photographs by the Author

The ground ivy and low shrubs make the house appear to be nestling in its surroundings. Below: Center section of the forty-foot rear porch



JESSIE FRENCH FISHER

AFTER years of hotels, furnished apartments, and transient living, we could hardly believe in reality when circumstances made it possible for us to think of a small home of our own.

Location was of major importance. We wanted to be as far away from metropolitan activity as possible, yet within easy reach of it for business reasons. So after much shopping around, we decided to locate in the San Fernando Valley, just outside of Los Angeles, within the corporate limits of Glendale. An old vineyard was being subdivided, and our home would be among entirely new surroundings with desirable restrictions insuring a pleasant and attractive community. It proved a good selection, for it was later approved by the FHA and rated at 105 per cent, making our government loan just that much easier to negotiate.

Then followed hours and days of planning. We wanted this little home to incorporate every facility to gratify our particular mode of living and our individual requirements. So we sketched and



The living room has white paneled wood walls and raised brick hearth

The fixtures in a bathroom are only half of the installation. In the walls, beneath the floor, is the hidden piping on which the efficiency of the bathroom depends. Your Plumbing Contractor is prepared to design and install a piping system to suit your special needs.

TO HELP YOU HAVE A *Bathroom Like This*

CHARMING, modern bathrooms are no longer a luxury—you can have a genuine Crane Bathroom remodeled from your present one or installed in your new home for amazingly little. To help you get a bathroom to suit your taste as well as your pocketbook, we have prepared a complete Bathroom Planner, available at any Crane Display Room for consultation by architects, contractors, and home owners.

The proper planning of a bathroom requires careful consideration of many details if it is to prove convenient, attractive and, above all, if it is to operate properly. Best results are achieved when full use is made of specialized experience.

To help you consider the many important details in planning a bathroom best suited to your needs, we shall gladly send you a handsomely illustrated book showing many beautiful modern bathrooms in which these problems have been solved. This book is accompanied by a planning data sheet which is a valuable check list for use in your particular planning problem. Mail the coupon below for your free copy.

CRANE

Valves • Fittings • Pipe • Plumbing • Heating • Pumps

CRANE CO., GENERAL OFFICES:
836 SOUTH MICHIGAN AVENUE, CHICAGO

CRANE CO., 836 So. Michigan Ave., Chicago, Ill.
Gentlemen: Without obligation, please send me your illustrated book showing bathrooms together with the Crane Planning Data Sheet and location of the nearest Crane Branch where I can consult the Planning Service.

Name.....

Address.....*State*.....

Town.....

A. H. 10-38

Chrysanthemum

A NEW COLOR BLOOMS . . . IN CLOTH WINDOW SHADES

Window shades are getting very style-wise about the seasons. Every Spring and Fall now, they greet you in some gay-hearted new color. And really, there's logic in their good looks because a smiling, sunny color like Chrysanthemum, for instance, will warm-up the cold light of Winter days. Many women, in fact, change window shades each Fall, in all their principal rooms.

This smart seasonal styling comes to you from The Window Shade Institute. You get it in cloth window shades . . . genuine cloth shades that are woven on a loom. There's nothing temporary or makeshift about cloth, and you're not eternally replacing this item. Cloth window shades are especially processed and colored to look well, hang well, roll well . . . *and last.* And when you buy them on new spring-rollers, they're quiet and smooth-working.

How do you make sure of all these advantages? Well, here's the little seal that says "CLOTH." Look for it when you shop. That's window shade wisdom!

Genuine CLOTH Window Shade

Have you seen "Decorators' Color Schemes"?

Professional handbook of color-secrets for interior decorating by Elizabeth Burris-Meyer, famous authority. First edition nearly exhausted; send 25c immediately to The Window Shade Institute, 60 East 42nd St., New York, N. Y.

CHRYSANTHEMUM in your dining-room should certainly make the breakfast merry. And think of it for Thanksgiving time, when the whole family comes to dinner! This new cloth window shade is a mellow yellow that blends with almost any decorative background.

CHRYSANTHEMUM in a bedroom is as cheery as the flower itself. And like sunshine and flowers, looks well with any "period." What a timely trick this is . . . to change to "warm"-toned cloth window shades for Winter. Try it in one of your rooms . . . and see!

AND HERE'S THE WAY TO OUTSIDE UNIFORMITY With all these gay new window shades inside the house . . . what about the street scene? This problem is solved easily! "Well-dressed windows wear two cloth shades" . . . an inner window shade in the color of your room-scheme and outer window shades (next to the glass) to match the house or the shutters. For instance, the house above uses outer window shades of Springleaf Green, a tone lighter than the green shutters. Also, two shades give you better light regulation. And help keep heat *inside* the windows in Winter and *outside* in Summer . . . as much as 43% by laboratory test. Did you know *that?*

Above the kitchen sink with its white tile drainboard is a scalloped valance board with red oilcloth pleating. The built-in Welsh dresser is gay with red plaid oilcloth trimming

discussed each detail until we finally had on paper, drawn to scale, a floor plan, which we felt would give us the greatest amount of satisfaction, and an arrangement insuring the utmost privacy both indoors and out. After talking it over with several builders and being convinced that our plan was practical from a building standpoint, we submitted it to the Federal Housing architects for approval, and it was indorsed without a single change or suggestion. At last it was started, and the thrill of watching it from the ground up was an experience almost indescribable, and would probably never be equalled were we to build a dozen more homes of greater value and pretense.



While our house was in the course of construction, we found ourselves repeatedly explaining why our living room was in the rear, why we wanted just a single garage and only one bedroom, why we placed our forty-foot porch across the rear of the house instead of the front. Everyone earnestly tried to convince us that a house with only one bedroom would have absolutely no resale value and a single garage hopelessly inadequate, and to build at all, without the thought of pleasing everybody but ourselves seemed inconceivable. But the work went steadily on, and as it neared completion we began visualizing each room as it would look furnished. Having a natural yen for old pieces of particular interest, we had collected some lovely Windsor arm chairs and an interesting comb-back rocker, a spinet desk,



Bookshelves balance the fireplace at the opposite end of the room

Yours for Keeps

on Victor Records

YOUR FAVORITE ORCHESTRAS UNDER THE WORLD'S GREATEST CONDUCTORS

The World's Greatest Artists are on Victor Records

VICTOR RECORDS put practically the entire symphonic literature at your command. Toscanini, Ormandy, Stokowski, Koussevitzky, need be no farther away than the shelves which hold your Victor Albums. With Victor Records you can always enjoy the music you want, when you want it. Hear your favorite Victor recordings on one of the 15 new RCA Victrolas. Prices begin as low as $24.50*.

Musical Masterpiece of the Month

TOSCANINI and the NBC Symphony Orchestra...Haydn Symphony No. 13 in G Major...Victor Album M-454 (AM-454 for automatic operation). 6 sides, **$6.50**

RCA VICTROLA U-134-A—***Record and radio entertainment in a distinguished 18th Century Cabinet.***

Has Gentle Action Automatic Record Changer...High Fidelity...Magic Voice ...Crystal Pick-up...16 tubes...7-band radio...Electric Tuning for 8 stations. $355.00*. (in mahogany $365.00*) including $9.00 worth of Victor Records, membership in Victor Record Society, RCA Victor Master Antenna. Other automatic Victrolas as low as $185.00*.

PLAY RECORDS THROUGH YOUR RADIO! ***Get $25.95 value—in Victor Records and RCA Victrola Attachment—for $14.95***

Special offer gives you $14.95† RCA Victrola Attachment, $9.00 in Victor Records of your choice, $2.00 subscription to Victor Record Review, membership in Victor Record Society. RCA Victrola Attachment can be attached to any modern AC set. (†List Price)

For Finer Radio Performance ... RCA Victor Radio Tubes.

Listen to the "Magic Key of RCA" every Sunday, 2 to 3 P.M., E.S.T., on NBC Blue Network.

You can buy RCA Victrolas on C.I.T. easy payment plan. Any radio instrument is better with an RCA Victor Master Antenna. *Prices f.o.b. Camden, N.J. subject to change without notice.

RCA Victrola

Combines Record and RCA *Radio Entertainment*

A SERVICE OF THE RADIO CORPORATION OF AMERICA

WALL-TEX is a *Life-Saver* at CLEANING TIME

Redecorate NOW!

Enjoy WALL-TEX this WINTER and Easy Cleaning next SPRING

BY redecorating with Wall-Tex this fall, you can enjoy its fresh new beauty all winter long and have walls like new again next spring. Actually "like new," say Wall-Tex users after washing away winter's dirt and soot from heating. And they tell us it is amazingly easy to do. "No drudge-like rubbing or scrubbing . . . it washes easier than woodwork . . . we use soap and water on our Wall-Tex and it has stayed bright and lovely for years."

The richly textured surfaces of these unique canvas coverings are sealed and non-absorbent — therefore easily cleaned! Even the softest colors are honestly washable!

Beautiful Patterns — No Plaster Cracks

No Plaster Cracks

The beautiful Wall-Tex colors and patterns are laid on a canvas base just like a fine oil painting. This sturdy canvas keeps old, filled cracks from opening up, strengthens old and new plaster, prevents new cracks and costly plaster repairing.

Redecorate this fall with Wall-Tex canvas. Scores of distinctive new patterns are available for all rooms. Mail the coupon for free portfolio of rooms and swatches, so you can see the remarkable beauty of Wall-Tex and feel the canvas.

WALL·TEX
DECORATIVE WALL CANVAS

MAIL COUPON FOR FREE BOOK

Columbus Coated Fabrics Corporation
Dept. A 108,
Columbus, Ohio

Send me Wall-Tex portfolio with colorful illustrations and Wall-Tex swatches.

*Name*_____

*Address*_____

*City and State*_____

For free samples of BONTEX Washable Window Shades and LINTEX Stainless Table Cloths, check ☐

and a pewter student lamp with green china shade, along with countless smaller articles which contribute atmosphere and charm to a home. Since our home adhered to the New England farmhouse type as much as was reasonable, we wanted the furnishings to look as though they had been assembled long ago, and we must have succeeded rather well, for a visitor exclaimed, when seeing it for the first time, "Why, it's like coming to Grandma's house."

THE living room (13 by 26 ft.) with its white wood paneled walls and raised brick hearth makes an excellent background for the old comb-back rocker, and the old-fashioned box window, with its flower pots, frames a pleasing view of the terrace beyond. French doors open from both the living room and kitchen onto a covered porch extending the full width of the house where the morning sun streams in summer and winter. Extending beyond the porch the full length of forty feet is a brick terrace, entirely excluded from neighborly view, with close lattice and shrubbery. The arbor overhead is thatched with Chinese matting at each end and open in the center, providing either sun or shade. It is in every sense an outdoor living room. At lunch time, tea time, and whenever else we can, we carry our trays out into the open and rapturously munch away.

To reduce garden work to a minimum, we have planted hardy things that more or less take care of themselves. Knowing that weeks from home at a time would not enable us to keep a trim-looking lawn, and not wishing to depend on someone to do it for us, we planted the whole front yard and parkway with English ivy, and its luxuriant dark green leaves make an excellent setting for our little white house with its dark green shingled roof. An occasional trim and a weekly watering keep it looking its best, and we are saving both time and energy as well as keeping the water bill at a minimum even during the hot summer months. Nestling around the base of the house along the front and side are low growing shrubs of an evergreen variety which require only an annual pruning, so the time required to keep the front yard in condition is almost nil.

We haven't a speck of grass, making it unnecessary even to possess a lawn mower which has to be used at least once a week and kept sharpened and oiled. Our brick terrace is massed all around with shrubbery which we thoroughly irrigate twice a week. A brick wall leads from the upper terrace to the rear of the lot, where a grape arbor eight feet



Columbia

VENETIAN BLINDS

can be used to beautify every window of your home

THE vogue today in decoration is to glorify your windows with Columbia Residential BLINDS. They add refinement and charm obtainable in no other way.

There are many popular slat and tape colors to choose from. The Automatic Safety Stop which actually holds the blinds securely whenever the lift cord is released, a unique feature for tilting the slats to any angle and the best quality enamel for easy cleaning and long wear, make the Columbia Residential Blind the season's greatest blind value.

Send coupon below today for your free copy of "Book on Blinds", which contains many illustrations in full color. Also name of your nearest Authorized Dealer —no obligation.

AH 10-38

THE COLUMBIA MILLS, Inc.
225 Fifth Avenue, New York

Please send me your "Book on Blinds" and the name of an Authorized Dealer.

Name_____

Address_____

City_____ State_____

wide and twenty-five feet long is also paved with bricks and massed with shrubbery on all sides. Various sets of hooks are placed on both the living room terrace and in the grape arbor beyond so that the hammock and swings can be placed momentarily wherever they are most wanted, and dozens of bright flower pots are shifted around to enhance any setting desired.

Between the living room terrace and the grape arbor is a sunken rose garden in the center of which is a rustic bird bath, reached by brick stepping stones from the walk. Four and five birds at a time will settle down in the shimmering bath and flutter with such energy that the surrounding ground will be wet for two feet in circumference. When they are so thoroughly wet it seems impossible to fly, they manage to stagger to the high board fence and preen themselves in the sun. We have often counted as many as twenty-five or more, sitting on the fence to dry. We have small shallow containers fastened on the fence at various places to hold bread crusts, left-over cereal, and any scraps that birds might relish, and these dishes are usually empty within two hours after being filled. If the dishes are not filled at the usual time, a lusty chirping from the line-up on the fence reminds us that an obligation awaits, and they scarcely let us get clear before swooping noisily down to see what is there. During nesting time it seemed a hopeless task to keep them satisfied and we watched them fly away with bits of food in their beaks to feed their young. Many times, if the pieces of bread seemed too dry, they would stop at the bird bath, drop the bread into the water until it had soaked a bit, then fly away with it, or eat it themselves. This dunking process came to be a source of amusement to us and took place every afternoon during the summer when the hot sun dried the food almost as soon as it was put out.

OUR living room overlooks this setting and affords as much interest in winter as in summer, though we are snugly tucked in with a fire crackling on the hearth of such ample size that once a sizeable log is started it requires no encouragement to blaze on for hours. From the comfortable couch in front of the large box window, I gaze up at the row of china swans sailing serenely along on the shelf above me, with their botanical burdens of feathery green silhouetted against the glass, and think, "How heavenly a home can be!"

The open bookshelves at the opposite end of the room from

the fireplace contain many cherished volumes which are like the faces of old friends looking down upon us and sharing our contentment in a permanent home. The spinet desk with its old pewter lamp makes correspondence duties a pleasure when it seems necessary to communicate with the outside world, and even then, the eye wanders out into the garden beyond and letter writing gives way to happy meditation. Almost any winter evening, when it is raining or blowing outside, you will find us loading up our tea cart with hot gingerbread and such, and enjoying our dinner in the living room by the fire, content and happy in our own little world.

OUR kitchen is another important room in our home, for we spend a great deal of time there, and we wanted it to be just as attractive and pleasing to the eye as any other part of our home, so we first rebelled against the usual ugly kitchen door. Why not have the same type of French door as we had in the living room, since it opened onto the same terrace? Throughout the house the woodwork is painted chalk white and the hardware is black iron, the cupboards having old-fashioned thumb latches and simple handles, so the color scheme can be completely changed in any room simply by changing the draperies and color accents. This also holds true in the kitchen where a reproduction of an old Welsh dresser was built on one side to hold quantities of linens and silverware below, and bright colored breakfast dishes and pottery on the open shelves above. The three small-paned sash windows over the black and white tiled sink and drainboard are topped with a scalloped valance board under which is pleated a strip of bright red oilcloth with white muslin curtains covering the lower sash only, leaving the upper part for the gay little flower pots to bask in the sun. The shelves and cupboards are lined with red plaid oilcloth which is easily cleaned and changed to any color I desire, and little expense is involved. The large round table in the center affords excellent working space and the red calico chair cushions make the perusal of cook books a decided pleasure.

The full-length bay window in the dining room faces the west and is curtained in the summer with bright orange net which seems to be impervious to sun and reflects a soft radiance upon the white paneling within, while in winter, to let in more light, we substitute white ruffled net, starched to crisp perkiness. A hanging hobnail bowl of ivy holds sway both winter and summer and seems to thrive on merely a fresh drink of water now and then. The open corner cupboards on either side of the bay window are filled with blue dishes collected over a period of years and, like the books, seem grateful for this final resting place. The washable wallpaper above the wainscoting has a pattern of needlepoint on a background of soft yellow which adds a mellowness not often found in a room so new.

THE floors throughout the house, with the exception of the kitchen and bath, are of Philippine mahogany, stained a dark walnut and waxed. Combined with the white woodwork they add a feeling of spaciousness difficult to obtain in a small home, as they seem to recede rather than catch the eye. In consequence, we have covered as little floor space as possible, and these few coverings are fluff rugs reproducing the old hit-and-miss patterns so commonly found in New England farmhouses long ago. They make an appropriate and pleasing background for our comfortable chairs and sofas covered with homespun and linen.

The good-sized bedroom with

INTERIOR DECORATION

FOUR MONTHS' PRACTICAL TRAINING COURSE

Fall Term Commences October 5th

Intensive training in the selection and harmonious arrangement of period and modern furniture, color schemes, draperies, wall treatments, etc. Faculty composed of leading New York decorators. Cultural or Vocational Courses. Also two-year course in Design. Day or Evening Sessions. Send for Catalog 12-R

HOME STUDY COURSE

Those who cannot come to New York may take the same subjects by the Home Study method. Students obtain personal assistance from our regular Faculty. No previous training necessary. Practical, simple, authoritative and intensely interesting course. Requires a few hours weekly in your spare time. Start at once. Send for Catalog 12-C

NEW YORK SCHOOL OF INTERIOR DECORATION

515 Madison Avenue • *Established 1916* • New York City

WYNN RICHARDS

SEE *this exquisite sheet** FEEL *how smooth it is*

We'd like to have you see for yourself the fineness and smoothness of a *Supercale* sheet. That's why we are making this special offer to AMERICAN HOME readers.

For 20 cents we will send you an embroidered handkerchief case, made of Wamsutta *Supercale* sheeting, in white, pink or blue. We believe it will show you why Wamsutta sheets are called "The Finest of Cottons" . . . and why they launder so beautifully and last so long.

WAMSUTTA *Supercale* REG. U. S. PAT. OFF. **SHEETS**

*

SEND 20¢

(Regular 50-cent value)

WAMSUTTA MILLS A-3
New Bedford, Massachusetts

Please send me a 7- x 6¼-inch embroidered handkerchief case of Wamsutta Supercale. I enclose 20 cents.

In white ☐ In rose pink ☐ In blue ☐

Name _____

Address _____

_____ State _____

"AMERICAN" Give it or keep it..
But certainly get it!

COLONIAL HOMES are complimented by Fostoria's "American" crystal. Modern homes like it, too, and gift lists minus "American" seem neglected.

For "American" is an authentic reproduction of that traditional design which marked the cozy simplicity and warm hospitality of early New England life. Indeed, no crystal pattern is more exquisitely beautiful or so moderately priced, none with a more romantic past or such a brilliant future.

There are nearly 200 separate pieces for your selection. Some of these are as little as 50c each. Or a complete dinner service is available; perfectly satisfactory for serving all kinds of hot foods and drinks.

• • •

Your dealer will be glad to show you his displays. Or if you prefer selecting before shopping, write for our Folder 38-M. Fostoria Glass Company, Moundsville, West Virginia.

"AMERICAN" by Fostoria MADE IN U.S.A.

its six windows is almost a sleeping porch when desired, and is always bright, making an ideal place to catch up with the mending, when I can keep from marveling at the "pile" of mountains that seem just outside the window. One entire side of this room has been allotted to wardrobe space, with panel doors opening with thumb latches, with shoe shelves at each end, hat shelves above, and extra cupboards above all. The first house I have ever seen with really enough storage space, and what a joy it is to have things within easy reach!

So now our little home is quite complete and the first hard year of garden work is over. It was hard work, for we laid our brick terrace and walks ourselves—almost four thousand bricks—built the arbor over the terrace and the grape arbor at the rear, hoisting the heavy timbers to the top, one holding while the other nailed. Weary to the point of exhaustion, yet so happy in our efforts, we never realized we were even tired until ready to drop, and the full meaning of the following quotation came to us—"Here is all I've counted splendid—this is what I struggled for."

This year we are looking forward just to lazing around and watching things grow. But we know in our hearts that before much time elapses we shall be planning something more to do, for it seems acquiring a home is just the beginning; one never sits down and says, "Well, that's that!"

We give you livable modern

[*Continued from page 13*]

most appealing of Swedish colors, rosy beige and a yellow-green, in an interesting lateral stripe. From the same makers is (3) a sunfast and tubfast 50" open-weave material, with striking printed pattern. An all-over pattern distinguishes the pink spun rayon and cotton jacquard cloth (4) from Louisville Textiles, Inc. One of the most striking stripes of the season is Cohn-Hall-Marx's striped bouclé (5) in coral and turquoise, with gray.

Floor coverings fall in line with the Swedish Modern movement. Something like familiar hit-or-miss rag rug patterns in appearances is "Scandia flax" (6), from Klearflax, with its mixed browns, greens, and whites, in linen and cotton yarns. It comes in eight different color effects. Directly in back of it (7) is "Charlestown," Bigelow Sanford's glorious version of Swedish Modern, in characteristic pink and blue combination. "Danish Swan" is the name of the last pattern, in pinky tan, with touches of green. This belongs to the well-known Provincial Homespun family, made by the Firth Carpet Company.

Another color group meriting consideration is that of dark, bright blues, shown in the center photograph on page 13. The lovely fern-leaf pattern is from Mohawk, and the two-tone mixture is from Olson Rug Company. Sheer white material for glass curtains is interesting for its star pattern. This is a ninon faconne of Celanese rayon. The heavier material, in blue and white, from Louisville Textiles, Inc., is amazingly effective and surprisingly inexpensive (8).

The furniture at the bottom of page 13 is from Dunbar Furniture Mfg. Company. The beautifully proportioned square coffee table has tapered cylindrical legs, often seen on Swedish Modern furniture, and a simple tray edge. The rectangular lamp table follows the same lines. Note the fine simplicity of the sofa, with nothing to distract from its smooth, flowing lines.

An old chest goes modern

THIS modernized chest is not yet an accomplished fact, but just the design on paper makes my wife think I have ambitious ideas. At least she is sufficiently intrigued so she hasn't asked me as much as to hang a picture for nearly a week! The old walnut chest of drawers, dated 1867, is going to look as modern as tomorrow's automobile. I plan to

round the corners, set back the top, cut off the legs, and lighten the really beautiful finish. Very smart, hand-whittled drawer pulls will not only be more serviceable than its present knobs, but also will give horizontal accent to the design. With a rectangular mirror, unframed of course, on the wall above it, my work will be done—if I ever get started.—BILL BRICE.

New Charm For Your Home with thrilling DECALS



Easy as a Postage Stamp to Apply . . . Amazingly Small Cost

● Women everywhere are raving about these smart Decal Transfers that look like real hand paintings. Gay, brightly colored designs give thrilling new charm to furniture and walls alike. These amazing Decals are actually as easy to apply as a postage stamp. No painting, no pasting, no mess to clean up. Just place the Decal in water, then put it on in the easy 1-2-3 steps. And Decals cost so little you'll be amazed. Permanent and washable. See these smart, colorful Meyercord Decal Transfers in dozens of fascinating designs—birds, flowers, fruit, vegetables, tropical fish, Mexican scenes and many others, at department, paint and hardware stores, all Kresge stores and other 10c stores.

Send your name and address for ***FREE Decal****, and folder showing how easy and inexpensive it is to beautify your home this way.*

SEND FOR FREE SAMPLE

THE MEYERCORD CO.
Department 141
5323 W. Lake St.
Chicago, Ill.

For *Greater* Closet Capacity

Only **$1.00** *each*

Use K-VENIENCE Brackets! Each holds six or more garments on hangers and utilizes space usually wasted by old-fashioned single hooks. Polished nickel, sturdy, extends out 10", fastens to wall, hook rail or door. At Department or Hardware Stores or sent direct.

Many other K-VENIENCES to hold hats, ties, shoes, clothing, keep closets tidy, increase capacity. Send today for FREE CATALOG!

KNAPE & VOGT MANUFACTURING COMPANY
Dept. A-10 **Grand Rapids, Mich.**

● **CHEERY BRASS** ●

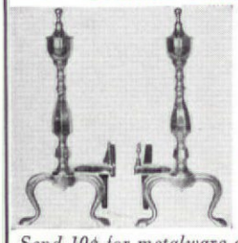

Solid Brass Andirons 18" High **$7.50** Pr.
Fire Tools to Match **$8.50** a set

●

ADOLPH SILVERSTONE
21 Allen St.
New York
Est. 1898

●

Send 10¢ for metalware catalog 10-O.

FREE!

Do your shopping at home with this

BOOK OF OVER 2000 UNUSUAL XMAS GIFTS!

SHOP right at home without leaving your easy chair! No more crowds, Christmas rush or "same old" gifts! Choose from this wide selection of *smart, distinctive* gifts—gathered from all over the world! Reasonably priced from *only* $1. up. Our 71-year-old policy is: Complete satisfaction or your money back. Write *today* for your **FREE book. DANIEL LOW & COMPANY, 201 Essex St., Salem, Mass.**

Gifts Men Enjoy ~ Gifts for Her ~ Gifts for the Home ~ Watches ~ Diamonds ~ Silverware ~ Novelties ~ Smart Leather Gifts ~ Greeting Cards ~ Gift Wrappings

Here are some of our pet ideas

[*Continued from page 23*]

double pedestal and its comfortable-looking chairs, all of Duncan Phyfe persuasion, can be quite small, if the family is small, or if one has a breakfast table in the window in addition to a large dining table. Extra leaves, of course, give it an oval shape and extend it to accommodate a really sizable group of people. The other round table, suggesting Adam design, has a leather covered top and graceful tapering legs. Chairs to go with it may be of the open-back type or with solid leather back, both of which are illustrated. Berkey & Gay, who make these, have serving pieces to harmonize.

A place to put extra linen and silver is a very important thing in a dining room, and in our judgment a new and fresh note would be a highboy to take care of this necessity. Kindel's piece, with sheer simplicity of line, has a finely carved shell motif and legs of unusual, graceful shape. This is in mahogany, while Statton's piece, below, is in maple. Note how much storage space there is, and imagine how distinguished either of these pieces would be in your dining room.

The little chest at the bottom of the page is a double-purpose piece from Brandt. In the living room, this has drawer space for bridge supplies, extra correspondence materials, and the like. In the dining room, it would provide linen storage space. One of the unusual things about it is that the hinged top opens out to make a writing surface, if it is used in the living room, or to give extra serving space when entertaining buffet fashion and needing extra surfaces in the dining room.

A new deal in apartment color

[*Continued from page 27*]

the light. This decided us to start off by having the whole place painted white, except for the bedroom. Here we had the walls and woodwork painted delphinium blue, which we knew from experience was pleasant to live with.

Our first consideration was the bookcases. There is nothing more fundamentally decorative than large cases filled with a great variety of books. Why people ever bought fancy bindings by the yard or elaborate sets, I've never understood. "Sets" look as if they are never touched, and usually are not, while all the different colors

Three Brides . . . Three Generations . . . One Choice . . . .

OSTERMOOR

Grandma's trousseau . . . grandma's house aren't her granddaughter's choice today. Yet 1938 brides, too, say:

"I want an Ostermoor"

After all, a house that has been building mattresses for 85 years most surely knows how to put America to sleep. Ostermoor claims a magic secret for eight and a half decades of success. Supreme Quality! The new Innerspring Ostermoor is luxuriantly comfortable, of course. From its pastel tinted covers of damask down through a multitude of soft fleecy cotton layers, Ostermoor is the work of mattress craftsmen. It can't bunch into lumps; can't sag into hollows and its cushioned coils match every curve your sleeping body forms. An Ostermoor will give you, too, ideal sleep comfort each night.

Priced to please all purses

$29.50 • $39.50
$42.50 • $49.50

See them on display by your Ostermoor dealer

OSTERMOOR INNER SPRING MATTRESS

If you don't know the local Ostermoor merchant's name, write Ostermoor & Co., 1 Park Avenue, New York City.

AMERICA'S QUALITY MATTRESS FOR 85 YEARS

Do you know how *little* it costs to sleep under KENWOOD BLANKETS?

You know how beautiful they are, what sleeping comfort they afford, but do you know that, considering their many years of satisfying service, the cost of Kenwood Blankets is very small indeed?

And what a satisfaction it is to have as fine a blanket as any home can enjoy! Their luscious colors add beauty to your bedrooms; their generous size and deep soft warmth insure relaxing rest; and because of their live new wool, their sturdy weave, they remain like new—if properly cared for—through a lifetime of use. When thrift is so important, quality blankets are a real economy. So choose Kenwoods and get the utmost in value for your money.

This Book FREE!



Specially prepared to give you the facts you want to know in choosing blankets for your home or for gifts. Includes correct blanket sizes, types, colors; dependable tests of quality; safe washing instructions; shows all Kenwood Blankets in full color. For your free copy, send postal, letter, or coupon below to—Kenwood Mills, Dept. X-7, Empire State Bldg., New York, N. Y.

KENWOOD MILLS, Dept. X-7
Empire State Bldg., New York, N. Y.
Please send new book on selection and care of blankets.

Name_____

Street_____

City_____ State_____

KENWOOD WOOL PRODUCTS
KENWOOD BLANKETS

of individual books add a gayety and lived-in atmosphere which nothing else can give to a room. So the cases were built in on either side of the fireplace with a scalloped moulding at the top to fit the general Georgian tenor of the rest of the furnishings.

We put down an old American Oriental rug and hung the chintz draperies from a former apartment. Next, a gay yellow chintz with a pattern of large hydrangeas in green and white made a slip cover for a studio couch at the end opposite the fireplace.

It wasn't long, however, before the urge to do something different overtook us and we decided to have the wall opposite the windows painted blue, a lighter shade of the same color as the bedroom. An all white room in a north light is too dead and an all blue room would be too cold. So we combined the two. After that we began to consider the fireplace. The mantel was fair but the clumsy shelf on top ruined it. When the old wooden shelf had been replaced by one made of mirror cut to fit the top of the mantel proper, the original design proved to be excellent. The old red marble facing inside the mantel had been painted black unsatisfactorily and the idea occurred to us that covering it with mirror glass would be striking. Inquiries proved that good plate glass mirror, a quarter of an inch thick, would withstand any heat that the fireplace would give out. While arranging for that, it seemed only sensible to get good crystal clear mirror with copper plated backing. This lasts a lifetime without having the silvering go bad.

RESULTS of this operation proved so successful that we began in earnest. Then, too, every time we had a party there were always women who said it was a typical bachelors' apartment because they had to go into the bathroom to find a mirror. That and the soft brilliance of clear plate glass mirror decided the next step. We had the long strip put in between the window and the door to the terrace. After finding some yellow damask which was just the shade to give the illusion of sunlight, we hung the new draperies and had the mirrored cornices made to fit over both door and window. The mirrored face of these cornices was set at a slight angle in order to make them reflect the blue of the opposite wall as one enters the room.

Each addition meant renewed interest. Friends and even decorators who saw it develop liked it and that spurred us on. After due deliberation, we had the wall opposite the fireplace painted yellow to match the draperies. This carried sunlight into the darker end of the room. The large panel of mirror was put on that wall to reflect the bookcases so the room would not seem heavier at one end than the other. This can be done in many instances to repeat a motif where the actual use of furniture would take up too much space or create fussiness.

A real sofa to replace the daybed became a necessity. We chose a copy of the Chippendale sofa in the Kensington museum in London upholstered in emerald green, cream, and yellow stripes. This we flanked with the two Sheraton tables holding lamps made from a pair of old prism candlesticks. The pair of pictures above them are contemporary copies of Fragonards done on wooden panels. A burgundy carpet soon replaced the old rug and several chairs were reupholstered in hand-blocked linen or mohair.

We often used the two steps leading to the terrace as a place for small plants. The effect of our horticultural efforts was doubled by putting mirror on the risers of the steps and the base of the door. This really gives the illusion of a little garden.

WE NEXT decided to give the illusion of space in our room by putting mirror all over the chimneypiece. This was something of a major undertaking. The man who installed the mirror thought it a sacrilege to cut a hole in the huge piece over the mantel, where a hook protrudes. But most people have found the old Colonial red and gold mirror quite charming as it hangs over the new panel. The dimmer greenish cast of the old looking glass is an interesting contrast to the sparkling clearness of the modern crystalex mirror. As a final touch, the mouldings were removed from the panels of the doors and the panels covered with mirror. The mouldings were nailed back in place to hold the glass. Then mirrored frames were made for the two pictures on the long side walls. And we called it a day.

Now when our feminine friends come to see us they invariably say, "All this lovely mirror and none in the bedroom where we leave our wraps!" I suppose a woman would prefer it the other way around. But the bedroom has twin beds, the daybed with the yellow cover, a big radio, and another large bookcase. So there is really no place for a mirror.

It takes plenty of color to keep even bachelors happy in New York. So if it sounds like a lot to have one wall yellow, another blue, a third white, and the fourth mirror and the bright colors of books, as well as a burgundy carpet, brightly upholstered chairs, and so on, remember a room with a north light can stand a great deal of color and warmth.

WHITNEY



WHITNEY MAPLE has true colonial atmosphere because it truly reproduces the early American technique of fine furniture making.

The graceful simplicity of colonial design, the fine materials used in colonial times, and the skill and patience of colonial craftsmen — all are duplicated in Whitney furniture.

Visit Whitney House at your dealer's and see for yourself how these translations from yesterday create a distinctive Colonial air for the home of today.

Sketched above: No. 7223 Arm Chair — $32.50, No. 801 Harvard Table — $27.00, and No. 6211 Nahant Mirror — $18.00. *In the mirror:* No. 383 Tier Table — $24.60.

WHITNEY *Maple*



W. F. WHITNEY CO., Inc.
South Ashburnham, Mass. A1038

I am enclosing 10c, for which please send me your color-illustrated booklet of home furnishing ideas.
Please send me also the name of my nearest Whitney dealer.

Name.....

Address.....

City.....State.....



Beautiful WINDOW SHADES at a Real Saving!

See What 15¢ Buys in CLOPAY Window Shades

LOVELY new beauty added to windows with CLOPAY Window Shades. Exclusive material with linen-like texture that looks expensive but costs only 15c per shade. CLOPAYS hang straight, roll evenly, don't curl, crack or pinhole. Wear two years and more. Ready to attach to your old rollers, 15c (no tacks or tools needed). On new rollers, 25c. And, for only 10c more, buy CLOPAY WASHABLE Window Shades. Coated with expensive oil-paint finish both sides. 100% washable with soap and water—no streaks or water-marks. See them at 5c & 10c and neighborhood stores. Want sample swatches? Send a 3c stamp to CLOPAY CORPORATION, 1345 Exeter St., Cincinnati, Ohio.

CLOPAY WINDOW SHADES

WHEN YOU CHANGE YOUR ADDRESS

e sure to notify the Subscription Department of HE AMERICAN HOME at 251 Fourth Ave., New ork City, giving the old as well as the new address, nd do this at least four weeks in advance. The Post ffice Department does not forward magazines unless ou pay additional postage, and we cannot duplicate opies mailed to the old address. We ask your ooperation.

SMART WOMEN SELECT CADILLAC

And there's a reason! Since 1911 Cadillac has been well and favorably known for its quality and many cleaning conveniences. Today's Streamlined Cadillacs embody every modern cleaning feature.

Sold only through reliable dealers and distributors.

Several models to choose from

CLEMENTS MFG. CO.
6630 So. Narragansett Avenue
CHICAGO ILLINOIS

WAX WORKS

MARY CARPENTER KELLEY

IN MANY a household emergency I've found that wax, just ordinary paraffine, works to perfection, and the old coffeepot in which I keep a supply ready to melt when needed is often my best friend. For instance, last Monday when I was getting my table ready for a buffet luncheon and wished to use tall rose-colored candles in a flat centerpiece arrangement of pine needles, small cones, and bronzy pink blackberry leaves, I needed low candle holders to be concealed by the vines and sprays of needles. So I took four little individual glass salt dishes, poured liquid wax from the spout of the coffeepot into them and while still warm set a candle into each one, carefully holding it upright until the paraffine cooled. In five minutes I had my candles ready for the table, firm and straight, and when placed among the greenery nothing showed except the tapers themselves. Since then I have used the same method to set candles in my regular holders. Instead of warming the butts as I used to do to make them fit, I simply fill the sockets with melted wax and stick the candles in, and in a jiffy they are solid. No more wobbling and leaning, and when they are removed to make way for new ones the paraffine comes out with them leaving the sockets ready for another fill.

Speaking of candles, what housewife has not a box of faded, bent, or partially burned ones put away on the pantry shelf? They are too good to throw away, yet never seem to be of any use unless the electricity leaves us in the lurch on a stormy night. I have such a collection and at last have discovered a way to use them up which not only does not outrage my New England thrift but distinctly abets it.

I had made glasses and glasses of jelly and was ready to cover them with wax when I found that there was no wax. I was five miles from a store; the car was out; I needed the kitchen table and wanted to get the jelly put away, so I went to the candle box. Here was good clean wax, but colored. A bright idea entered my head. Why not pink paraffine on the mint jelly, yellow on the amber crabapple, and green on the rich red plum? So I melted each color separately, poured it over the sort of jelly to which it was most becoming and then put the odds and ends of wax together and sealed the glasses, which I designed for ordinary use. The effect was so

HOW I SOLVED ONE MOTHER-IN-LAW PROBLEM

WE DIDN'T HAVE a very big furnishing budget when we got married. To help out, Jim's mother offered us her dining room rug. But the rug was much too small and it would have broken my heart to put it in my nice new living room. Fortunately I ran across a decorating book which solved my problem. The book said "the rug is the most important thing in your room. It should *really fit*, with not more than 12 inches of floor margin all around." "But you can't afford that," said mother-in-law.



"BUT THESE ARE FLOOR-PLAN RUGS," I said. "They come ready-made in *36* sizes, and they're very inexpensive . . . lots of them under $50." Jim put his arm around me. "Go ahead and get one, honey." So I did . . . Jim and I are delighted with the result, and Jim's mother likes the room so well she thinks a Floor-Plan Rug was *her* idea!

FLOOR-PLAN RUGS
TRADE MARK

FLOOR-PLAN RUGS COME READY-MADE IN 36 SIZES. Even if your room is extra large, you are sure to find a Floor-Plan size to fit it. Your choice of plain colors, textured effects and period designs . . . all in the famous Tru-Tone colors, equally lovely in daylight or electric light. Sold at leading stores everywhere. Look for the gold label with the Good Housekeeping Guaranty.

WOVEN IN TRU-TONE COLORS
ALEXANDER SMITH
GUARANTEED BY GOOD HOUSEKEEPING AS ADVERTISED THEREIN

FREE Color Scheme Book
Alexander Smith Division, W. & J. Sloane Wholesale, 295 Fifth Ave., N. Y.
Please send me free book, "A Guide to Rug Buying," by Clara Dudley, containing many lovely color schemes in full color.

Name.....

Address..... AH10A

As Previously Announced by

IRWIN

America's Largest Manufacturer of Fine Furniture

Agencies have been established with the following dealers where

Pendleton

— a new line of furniture in the lower price field is now for sale:

ABILENE - - - - - Waldrop Furn. Co.
AKRON - - - - - - - M. O'Neil Co.
AMARILLO - - - - The House Beautiful
ALBUQUERQUE - - American Furn. Co.
ATLANTA - - - Sterchi Bros. Stores, Inc.
BALTIMORE - - - - - Hecht Brothers
BOSTON - - - - - Paine Furniture Co.
BRIDGEPORT - - - - D. M. Read Co.
BROOKLYN - - Abraham & Straus, Inc.
CANTON - - Thurin Carpet & Rug Co.
CEDAR RAPIDS - - - - - Killian Co.
CLEVELAND - - - - Higbee Co., Inc.
COLUMBUS - - T. G. & A. Howald Co.
DAYTON - - - The P. M. Harman Co.
DENVER - - - American Furniture Co.
DES MOINES - - - - - - Davidson's
DETROIT - - - - The J. L. Hudson Co.
DULUTH - - - - - - - C. N. Kandela
EL CENTRO - Imperial Valley Hdwe. Co.
EL PASO - - - American Furniture Co.
EVANSTON - - - - - - - - - Lord's
EVANSVILLE - - The R. & G. Furn. Co.
FORT WORTH - Ellison Furn. & Cpt. Co.
FRESNO - - - - - Slater Furniture Co.
GRAND RAPIDS - - - - - Wurzburg's
GREEN BAY - - - - H. C. Prange Co.
HARRISBURG - - - Jacob Miller & Son
HOUSTON - - G. A. Stowers Furn. Co.
INDIANAPOLIS - - - - L. S. Ayres Co.
JACKSONVILLE - Sterchi Bros. Stores, Inc.
JACOBUS, PA. - - - - - N. J. Leader
KANSAS CITY - - - - Emery-Bird-Thayer
KNOXVILLE - - - Anderson-Dulin-Varnell
LA CROSSE, WIS.-Wm. F. Doerflinger Co.
LANSING - - - - - - - - Arbaugh's
LINCOLN - - - - Hardy Furniture Co.
LOS ANGELES - - - - Barker Brothers
BEVERLY HILLS - - - - W. & J. Sloane
LOUISVILLE - - - - - - Burdorf's, Inc.
MADISON, WIS. - - - - Frautschi's, Inc.
MANCHESTER - - Watkins Brothers, Inc.
MICHIGAN CITY - - - - Warren Corp.
MINNEAPOLIS - - - - The Dayton Co.
MONROE, LA. - Durrett Hdwe & Furn. Co.
MONTREAL - - The T. Eaton Co., Ltd.
NEW ORLEANS - - - - Maison Blanche
NEW YORK CITY - { B. Altman & Co. / John Wanamaker
OAKLAND - - - Bonynge Furniture Co.
OMAHA - - - Orchard & Wilhelm Co.
PASSAIC - - - Greater N. Y. Furn. Co.
PEORIA - - - - - - - - Block & Kuhl
PHILADELPHIA - - - John Wanamaker
PHOENIX - - Dorris-Heyman Furn. Co.
PITTSBURGH - - - - Joseph Horne Co.
PORTLAND, ORE. - Paul Schatz Furn. Co.
POUGHKEEPSIE - - - Lucky-Platt & Co.
RACINE - - - - - Porter Furniture Co.
READING - - - - - - - - B. J. Smith
ROCHESTER - - - - - McCurdy & Co.
SAGINAW - - - - Henry Feige & Son
SAINT LOUIS - -
SAN ANTONIO - G. A. Stowers Furn. Co.
SAN DIEGO - - - H. L. Benbough Co.
SAN FRANCISCO - - - W. & J. Sloane
SCRANTON - - - - - - - B. J. Smith
SEATTLE - - - - - - Frederick & Nelson
SIOUX FALLS - - - Home Furniture Co.
SOUTH BEND - - - Garnitz Furn. Co.
SPOKANE - - - - - Barclay & Brown
SPRINGFIELD, ILL. - A. A. Dirksen & Sons
SYRACUSE - - - I. Fleischman & Sons
TOLEDO - The J. F. Bennett Studios, Inc.
TORONTO - - { The T. Eaton Co., Ltd. / Simpson & Co.
TULSA - - - - - Mayo Furniture Co.
WASHINGTON, D. C. - Palais Royal, Inc.
WATERLOO, IA. - - - - - Davidson's

Pendleton IRWIN

ROBERT W. IRWIN CO.

Makers of Fine Furniture for over 60 years

GRAND RAPIDS, MICHIGAN

pretty and unusual that from now on I shall save colored candles for this purpose and shall not feel at all extravagant when I replace faded ones when not really necessary.

Wax works in homely ways as well as in decorative ones. Have you ever hunted frantically for a tight stopper for the thermos bottle when the old one had given out or got lost? Calm yourself, put in any stopper that won't slide down the neck of the bottle, get out the melted wax and simply pour some around and over the cork. You will not have any escaping steam if the contents are hot, nor any spill if the bottle gets tipped over.

When the kitchen faucet suddenly needs a washer and begins to throw an aggravating spray every time the water is turned on, a coat of paraffine over the leak will save the day until the plumber can fix it. And when the filter gives out and water escapes over the top, a dose of melted wax will prolong its usefulness a long time. Liquid nail polish will do the same thing. In fact with the latter I fixed a filter by brushing the liquid around the top where the water escaped and used it for weeks until I had a chance to replace it.

Sometimes I've wanted to use a colored flowerpot for cut flowers, but what to do about the hole in the bottom? Again, wax works. Put a stopper in the hole and pour melted paraffine over it on the inside of the pot and you have a perfectly watertight container. If the glaze is imperfect on a pottery vase, and I have often found it so on a pretty piece of inexpensive ware, you will have no more damp circles on table or window sill if you will coat the base with paraffine either inside or out. And so with cracks. Usually you can get at the inside of a vase or whatever you wish to use for flowers and so can give a crack an invisible covering of paraffine that will make it impervious to cold water. In washing it with hot water, of course, the wax will be removed and you will have to replace it, but even so wax works and you will find it is a grand little helper.

Collector's item

[*Continued from page 28*]

They have a shinier finish and are of cheaper manufacture; nevertheless they are well worth while. In this particular type are found trays with the rare design of acorns and leaves. Others are designed of chrysanthemums and smaller flowers, and just the other day a deep tray with the chrysanthemums in a shining sapphire blue was discovered. I plan to use it as a window box, filled with bulbs for winter blooming. The pebbles will not hide too much.

Under this category would also come a child's tin cup and a tea caddy. I have also seen a coffee grinder in a container of this ware and design, dated 1895. Probably mirrors could be found. Recently a match-holder was uncovered. Lamps of plain or ornamental tin are found in still usable condition and are certainly well worth a collector's notice. Not the least pleasing aspect of the search is that desirable specimens can be acquired at very reasonable prices. You can see that a collection of this unpainted tinware would be exactly right for a basement recreation room, log cabin, or summer house.

Those of you who revel in research of antiques would probably find this ware opening new fields to conquer. So let's be off while the sailing is still smooth, for already I hear whisperings that this tinware is being quietly gathered in. The reason is no secret to me, nor will it be to you once you have acquired one fine example of it.

HOW TO BUY A RUG CUSHION

WITH YOUR EYES OPEN!

Remember to ask, "Is it made of ALL HAIR?" (Pads containing Jute naturally won't give as good service.) Circle Tread Ozite is made of ALL HAIR!

Circle Tread Ozite lasts a lifetime. Your children will be old men before it shows wear!

Ozonizing (man-made lightning) prevents the musty odor found in cheap pads. Only Circle Tread Ozite is permanently MOTH-PROOFED.

So soft . . . your feet will think you're in heaven! Always *stays* springy, too.

¢ $

Genuine Circle Tread Ozite saves *more money* than any "cheaper" rug pad . . . so be on the safe side by *insisting* on genuine Ozite.

• Look for the Circle Tread design and the name Ozite impressed on the fabric . . . also on the taped edges of genuine Ozite Rug Cushions. Made in 3 weights. Guaranteed.

• For *Free Sample* and "Booklet F" on Care of Rugs, write Clinton Carpet Co., Merchandise Mart, Chicago.

Pittsburgh Glass Institute announces second competition

A SECOND annual competition is announced by the Pittsburgh Glass Institute, for the most original and distinctive use of glass in architecture, decoration, and design. Last year, its first, the competition was open to architects, decorators, and designers; this year the committee in charge has opened it to home owners also.

It calls for photographs of executed designs, not drawings for projected ideas. There are five different classifications: residences, commercial buildings, industrial structures, public projects, and a general group involving the use of glass in other than structural connections, as for instance in home furnishings.

The competition will close at midnight on November 1st, 1938. Thereafter a jury consisting of seven prominent architects, decorators, and designers will study entries and make awards. There will be forty awards including a generous number of cash prizes and many medal awards.

Again this year, as last, the purpose of the competition is to examine new solutions of contemporary problems in architecture and related fields which present distinguished use of glass. Particular interest is felt in solutions of this sort in low cost structures. Those interested may obtain full and complete particulars from the Pittsburgh Glass Institute in New York.

Authentic American Art

ELIZABETH DUMARS TRUEX

At the foot of the stairs in my grandmother's home lay a colorful braided rug. A large Oriental rug lay beside it, worth intrinsically, perhaps, a thousand times the value of the braided rug, but not to me. For that little rug holds memories of long rainy days of my childhood, when down from the attic would come a huge Mexican clothesbasket, full of rags, silks, satins, woolens, bright ginghams, gay percales, and remnants of dresses that had long since seen their glory.

Perhaps I had my first sewing lesson at my grandmother's knee; certainly my early memories of sewing go back to my first rag rug. On the long rainy afternoons, I would sit on a footstool next to her low rocker, planning with her the strips that made the pattern of the rug. And as we sewed and braided, Grandma would tell me the stories of her rugs.

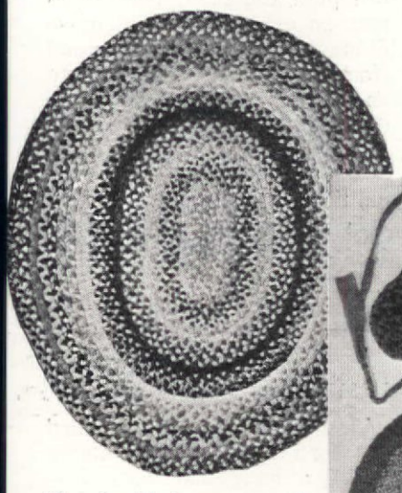



An antique braided rug—quintuplicate braiding. Center left, rug just started. Center right, a silk braided rug seat, attractive for use in a maple rocker

The braided rug at the foot of the stairs held an interesting story, for it had traveled far since she first made it when a bride in Leadville, Colorado. It had been to Europe and back, spent a year in Mexico City, been in every state of these United States. It was always with my grandmother, for it was the first rug that she had made entirely herself. The once brilliant red of the center braids is faded now. It had been the dressing gown of one of the actresses who played in the opera house in Leadville back in the late seventies. The blue cotton strip that runs through the braid about half way to the edge was the shirt of a miner who made his fortune in the fabulous goldrush days there.

"He was such a handsome man," my grandmother would murmur. "Too bad he was killed in a gunfight. They used derringers then, you know. He shot first and missed." Around the outer edge of this historic rug is a single braid, all black.

A hundred, or even fifty years ago, cloth was at a premium. When clothes were no longer wearable, our pioneer women fashioned them into rugs, perhaps the only ones they could afford. Many of these braided rugs survive, all of them self-portraits of American history.

This braiding of rugs from rags is an authentic American art. Even as our women of yesteryear furnished their homes in the wilderness, today there are still women who love to braid their own rugs. When you enter the modern Colonial home of today, you will find soft glowing maples, shining mahogany, and burnished brass, and if it is complete, the prismatic colors of the rainbow will be reflected in the braids of a handmade braided rug. If you yourself own a braided rug which your grandmother or even your great-grandmother made, you have in it an extremely personal heirloom that should be treasured.

My grandmother left me many such treasures, besides that already mentioned. And her rug, which she made in Mexico City, was from the worn-out serapes of the peons, blended with the warm browns and black of some sort of homespun Mexican cloth. She gave this to a cherished friend as a token of the days when, together with my grandparents, all of them fled Mexico City in the face of a rebellion.

In Chestertown, Maryland, the

PYREX OVEN WARE

T. M. REG. U. S. PAT. OFF.

Prices Reduced 30 to 50%

The best piece of news that ever a thrifty housewife listened to! Don't wait. You'll want to stock up now on all the gleaming Pyrex ovenware you can use at these low prices. Thirty-six of the most useful dishes in the world, priced lower than many ordinary utensils. Some of these very same pieces formerly sold at twice today's price! Every one protected by famous 2 year replacement offer. Good Housekeeping Institute



Round casserole with double-duty pie plate cover. New prices: 2 qt. 75c, 1½ qt. 65c, 3qt. 95c. 1 qt. was 80c, now 50c

Round casserole with knob cover. Keeps food hot! New prices: 1 qt. 50c, 1½ qt. 65c, 2 qt. 75c. 1 pt. 65c, now 40c

Pyrex pie plate. Watch bottom crust brown! New prices: 8½ in. 20c, 10½ in. 30c, 11½ in. 35c. 9½ in. was 45c, now 25c

Custard cups. For puddings, desserts. Deep 6 oz. size, only 10c (wide mouth 4 oz. cup still 5c.) Deep 5 oz. cup, was 10c, now 5c

Measuring cup. Reads in cups and ounces. Resistant to breakage from hot liquids, resists fruit juices. Was 25c, now 15c

Deep oval casserole with knob style cover. New prices: 1½ qt. 65c, 2 qt. 75c. Popular 1 qt. size was $1.00, now only 50c

Oblong loaf pan for cakes, meats, any baking that requires this shape. 10⅝ in. length, 65c. 9⅛ in. was 65c, now 45c

Oblong utility dish for baking, corn bread, desserts, cakes, meats of all kinds 12⅝ in. size 65c. 10½ in. was 75c, now . . 50c

Don't miss these bargains at your favorite Pyrex ware dealer's. Every piece protected by 2-year replacement offer. Corning Glass Works, Corning, New York.

Be a better cook with PYREX BRAND OVENWARE FLAMEWARE

And here's PYREX WARE FOR TOP-OF-STOVE COOKING! Your Pyrex ware dealer has these fascinating new dishes—for cooking directly over the heat unit of your stove! Buy them singly or in sets. Packed in handsome gift boxes. For yourself! For gifts! LEFT: Quart double boiler $3.45. 1½ quart size $3.95.

"The most beautiful Corner Cabinet in America"



That's what many enthusiasts say of this quarter-circle corner cabinet in beautiful swirl mahogany. It nestles into the corner of your room, displays your precious china, and has ample storage space — the curved doors with specially rounded glass give a third more space than flat fronts! The mahogany table is a copy of a fine antique in Fredericksburg, Va. Its 45" water-resistant top extends to 81 inches. The Duncan Phyfe chair is in solid mahogany with russet leather back and seat. Send for Drexel's booklet showing over 50 fascinating 18th century reproductions and adaptations! And let us tell you the nearest store featuring this Drexel furniture.

DREXEL

BEDROOM, DINING ROOM AND OCCASIONAL FURNITURE

Drexel, N. C.

Dept. A. H. DREXEL FURNITURE CO.
Drexel, North Carolina. I enclose 10c. Please send me your booklet "So You Want to Furnish with Fine Reproductions!"

Name.....

Street.....

City.....State.....

women used to be famous for the fine workmanship, as well as for the size and beauty, of their braided rugs. It was here that my grandmother learned so well the many secrets that made her own rugs the masterpieces that they were. Even today the granddaughters of these women pride themselves on the braided rugs which grace their Colonial homes.

In Greenport, on the northern tip of Long Island, the lovely Colonial doorway of a hundred-year-old house has at its doorstep a braided rug which has stood the suns and rains of more than thirty years. What a durable and cordial welcome!

Why throw away your rags? Save the colorful ones and make of them a story of your own. It isn't hard to do; simple in fact, when you know how. There are, however, a few things you should keep in mind.

When you begin your rug, start the braid at the thickness which you intend to carry out all through your rug. If you start the braid so that it is thinner than the rest of the rug, you will get a ruffled effect that is guaranteed to trip every member of your family. On the other hand, if your center braids are thicker than the outside edge, you invariably get a "cupped" rug that will never lie flat. A friend of mine made a rug that has spent the last three years between the box spring and the mattress of her bed, but I doubt if it will ever stretch enough to lie flat.

The second thing to remember, if you wish to use your rug on both sides, is to avoid raw edges. When you start, pin your three strips together with a safety pin, then, after completing about two feet of braid, go back and turn the loose ends into the braid, sewing them tightly. The manner of folding the strips is identical to the way bias binding is folded. When varying weights of material are used, the rags may be either folded double, or, if you wish, you may stuff the strips of lighter weight material with other rags that are not wide enough to use for strips themselves. Above all, keep the three strands of your braid of equal thickness, with the folded side of the material to the inner part of your braid. This will add years of service as well as greatly enhance the finished appearance of the rug.

Thirdly, do not make the usual mistake of the beginner, that of braiding too loosely. Make the braid as tight and, at the same time, as flat as possible. A tight braid is the best assurance of a firm rug. When you stop to add a strip of material, place a large safety pin or a hatpin through the braids until you begin braiding again. Don't try to sew yards and yards of strips together before you begin your rug, for, if you do, the loose ends become so tangled that you will have to untangle every foot or so. Then too, you will wish to watch your color scheme, for the point where you will complete a round of one color and want to change to another color.

Use either linen or carpet thread to sew the braids together. Both are nearly unbreakable when waxed with beeswax. A three-cornered sailor's needle facilitates the sewing, as it will pierce any material with greater ease than the regular needles.

If you will examine a well-made braided rug closely, you will see that there is a right and wrong side, though the difference is barely distinguishable and the rug may be used on either side. By doubling the braid back on the right side and sewing with a closely placed overhand stitch, the braids are joined together. Be careful not to pull or stretch the braid as you go. The wise rugmaker, on the other hand, will push the braid together so that an extra two inches or so of braid is used every other round from the fifth round outward. In an oval rug, this is done at the ends, and in a round rug, at three or four points in a round. This is one of the secrets that made the old time rugs lie flat and smooth.

In finishing your rug, taper it off gradually so that the end will not be too obvious. If you have followed directions, you will have a rug that is your own work, and one that will lie flat, firm, and smooth.

Almost anything can be used for a rug. Just to illustrate the variety of things that may go into a rug, there is the last one that I made. It is a large oval rug, with the center strip about twenty inches in length. The first five or six rounds are made entirely of men's ties, colorful ones donated by friends. A yellow gingham plaid which belonged to my cousin when she was ten years old runs through two whole rounds. There is a flared black velvet skirt that I wore for figure skating, several dresses, a red bathing suit that saw too many moths before I saw them, and innumerable other things. One very interesting rug has been made of awnings, cut into strips along the color lines; it has a center of soft faded orange, surrounded with pale green, and the outer braids are a warm light brown. When sewing a rug, the one made of wool rags is the easiest, the silk ranking second, and cotton the most difficult. Silk, however, does not wear very well in the long run, and is better adapted to making chair-seats and table mats.

"LIGHT'S OUT, MUV

WAFFLE'S DONE!"

THAT clever traffic light on the Toastmaster* waffle-baker certainly adds new zest to the fine old sport of waffling! To say nothing of insuring perfect waffles every time . . !

A little ruby-red beacon . . . it winks out when the grids are hot enough for baking. Then pour—and watch the light come on and *stay* on till the waffle is done to tender, golden perfection!

But you won't wait *long*. How this waffle-baker turns 'em out, with its speedy pre-heating and instant-acting temperature control! And not a burnt or underdone waffle to the lot.

We believe this is the finest waffle-baker money can buy. And, just between ourselves, it's one of the most wished-for gifts of the year.

*"TOASTMASTER" *is a registered trademark of McGRAW ELECTRIC COMPANY, Toastmaster Products Division, Elgin, Ill.*

TOASTMASTER

REG. U. S. PAT. OFF.

AUTOMATIC SIGNAL TYPE

WAFFLE-BAKER

TOASTMASTER PRODUCTS—automatic waffle-baker, $12.50; 2-slice automatic pop-up type toaster, $16.00; 1-slice, $10.50; Hospitality Sets, $19.95, $23.95; folding stand, $5.95; Toast 'n Jam Set, $17.95; Junior non-automatic type toaster, $7.50.



CRYSIAL OF CHARACTER

Picture a sunlit spring-fed pool, wild roses and fernlike leaf tracery . . . and you see the delicate grace of "Roselle" design in Rock Sharpe Crystal. You'll find this brilliant hand-cut crystal in designs for every table service, at leading stores everywhere. **60c to 75c each** (depending upon pattern and locality). Cataract-Sharpe Mfg. Co., Buffalo, N. Y.

DESIGNED CRYSTAL BY Sharpe

ALWAYS BEARS THIS SEAL

Rock Sharpe Crystal

on your slip covers

Guard the edges of your slip covers for longer service by using Derby Crash Welts and Bindings, sturdy part linen crash. Sanforized. Fast color—26 decorator shades.

Demand Wilsnap Fastener Tape for the closure. Genuine strong-springed Wilsnap Fasteners closely spaced on tape, no metal shows. Will not pull out. Easily attached, invisible closure, washable.

See them at leading stores

CONSO CONSOLIDATED TRIMMING CORP.
27 WEST 23rd STREET, NEW YORK CITY

For the suburbs

[Continued from page 67]

way to get acquainted is to join clubs. You don't have to go into a dozen, one or two that follow along with your tastes are enough. You can always get out of them later, after they have served their special purpose.

When you join a club, don't think you can just attend meetings and expect people to swarm up full of eagerness to meet you, because they won't. The path here is a thorny one; it involves work. Go on some committees and work hard. Paint scenery, do publicity, do telephoning, raise money, make sandwiches—anything in reason you are asked to do, at least at first. And determine not to have your feelings hurt if people don't seem to appreciate you at once.

Usually there is a big variety to pick from for this campaign of club activity: Garden, Woman's College, Dramatic, Parent-Teachers, as well as Church, various social service groups such as Children's Home and Visiting Nurse, and dozens of neighborhood knitting, dancing, badminton, bridge, and literary clubs. Tennis and golf are usually more organized and expensive, but look out for them ahead of time, if that's what you want.

Return all calls promptly and without discrimination; friends lead to friends. Entertain for those who invite you, simply but with your best foot forward.

The big *dis*advantage of the suburbs is, of course, the inevitable commuting, with trains to be caught morning and night. Even this can be made practically painless. If the average family would move its getting-up schedule five or ten minutes earlier in the morning (with five or ten more minutes sleep tacked on the other end, if necessary) it would mean another cup of coffee, less rush, and a distinct lightening of the most dreary moment in a commuter's daily life. During the trip, relax, especially at night. The train ride can really be a period of regeneration, after which you arrive home not still all buzzed-up with the day's events, or too tired to think, but a comparatively normal person.

Commuting gets to be a habit, like anything else. It won't be long before you (or your husband) will find yourself getting off the train surprised to be home, because you can't remember getting on at the other end.

There may be a handful of people in every large city who feel that they are really contributing to the life of their community, that they would be missed if they left. But it's a very small handful, indeed.

Snug Harbor for a Young Sea-Dog

. . . built with the

WESTERN PINES *

Only the gentle roll from port to starboard . . . the whispered creak of chafing timbers . . . are needed to complete the illusion of this landlocked steamer-style room. Bunks and walls of Western Pines . . . given a rich, sturdy stain and waxed to a hearty glow . . . make this not just one of the children's rooms, but a source of family pride. And what youngster could fail to draw, from such surroundings, inspiration to stow his gear and keep quarters that pass inspection?

FREE! Write for "Western Pine Camera Views for Home Builders" . . . a building and remodeling guide to help you shape your thoughts. Western Pine Association, Dept. 53-F, Yeon Building, Portland, Oregon.

*Idaho White Pine *Ponderosa Pine *Sugar Pine

THESE ARE THE WESTERN PINES

ONLY MUSETTE HAS IT

RESOTONIC CONSTRUCTION
. . . the feature that brings out the
Full Tonal Beauty of Every Note

When you hear and play this beautiful MUSETTE Piano you discover that *every* note from treble to bass, whether played singly or in chords, possesses a clear, full, singing quality that delights the ear with its rich resonance, power and purity. ¶ This is achieved by RESOTONIC CONSTRUCTION—an exclusive feature developed by Winter & Company, which amazingly gives this smart 34"table-top piano tonal quality and volume comparable to a grand. ¶ Besides the *Duncan Phyfe* Model illustrated, the MUSETTE comes in 8 other charming Period designs, including the popular *Early American, Federal, Chippendale, Sheraton, Colonial, Renaissance, Louis XV* and *Moderne.* MUSETTES are priced FOB New York from $295 and may be purchased on Deferred Payment Plan.

Look for this oval seal. It identifies the genuine MUSETTE, made only by Winter & Co.

Musette TRADE MARK

WINTER & COMPANY
America's Largest Piano Manufacturer
849 EAST 141st STREET, NEW YORK CITY

Winter & Company Dept. A-108
849 East 141st Street, New York, N. Y.
Send me Booklet of latest MUSETTE Models explaining how RESOTONIC CONSTRUCTION enhances tonal power and beauty.
Name .....
Address .....

Have Your shelves a Border Patrol?



NO frazzling, curling, dust-catching border on *Royledge* shelving! Its patented, glossy, double edge guards its pretty patterns, and guarantees its long life.

The price of *Royledge* guards against extravagance, too. *Only 5¢ for 9 feet*... and you cannot buy smarter whatever you pay. The bright patterns are style-right and color-right to go with other fixings.

You'll find the big, 9-foot packages of *Royledge* at any 5-and-10¢ store... or at neighborhood and department stores. (10¢ sizes also.) Lay it on every shelf... make your cupboards and closets *hospitable* and *livable*, as a decorator would if she did them! Roylace, 99 Gold Street, Brooklyn, N. Y.

SEE ROYLIES when next you shop. Save laundry on these modern, radio-advertised doylies, 5¢ and 10¢ a package. How they dress up your table!

9 FT. 5¢ "FEEL THE EDGE" **Royledge** REG. U. S. PAT. OFF. SHELVING

More Cellophane Envelopes for Your Menu Maker
They cost 50c for 50 or $1.00 for 100
The AMERICAN HOME
251 Fourth Avenue New York, N. Y.

BITTER COFFEE?

....BLAME YOUR COFFEE MAKER

Boiling, over-heating, brings out *excess acid* — spoils flavor.

The Silex Glass Coffee Maker draws water through the coffee only ONCE by vacuum action ... always the same way. Result: delicious coffee free of *excess acid*, friendly to digestion.

New, graceful *upper* bowl handle, unnecessary to touch hot upper bowl. "Quick Cooling" stove automatically times infusion. Pyrex Brand Glass.

Kitchen Range Models from $2.95; Electric Table Models from $4.95; Anyheet Control Models, keep coffee any heat, from $5.95.



Genuine SILEX GLASS COFFEE MAKER

THE SILEX CO., DEPT. 42, HARTFORD, CONN.
IN CANADA, THE SILEX CO., LTD., ST. JOHNS, P. Q.

Delray 6-8 cup Model, **$4.95,** *black trim; red slightly higher.*

THE Diary OF A Handyman

T. E. WHITTLESEY

Tuesday, August 16. — The American home of today seems rather like a man who has developed one leg at the expense of the other. Our bathrooms and kitchens are for the most part abreast of the latest developments in the building industry. In plan, equipment, and working efficiency they are about what one might expect in an inventive, progressive nation able to translate its ideas into products on a mass-production scale. The other leg and the arms seem to be muscle-bound. Floors, walls, closets, windows, and doors throughout the rest of the house seem to be pretty much what father or even grandfather had.

In this resolution of mine to bring my own house as nearly up to date as my car, I tackled the kitchen first, just as most people do. I suppose it is the effect of advertising. There are a lot of manufacturers interested in producing better kitchens—the electrical, plumbing, cabinet, floor, counter top, ventilating branches. Whether they acted in collaboration or not, each seems to have shown us what the ideal kitchen might look like—not just his individual product.

Wiped down the kitchen woodwork tonight with my old friend the trisodium phosphate solution —a teaspoonful to a gallon of water. The woodwork, trim, cupboards, and doors were easy enough to clean with a quick wipe of an old towel dipped in the solution and wrung tightly.

Thursday, August 18. — The Chinese philosophers like to write of unimportant matters that contribute to personal happiness: the cool shower after a hot day, planting banana trees where weeds have grown, finding a letter from an old friend. Tonight I stood in my kitchen, pail of paint and brushes in hand, and all around me was woodwork cleaned and smooth, ready to be painted.

I got at the large doors first—for no particular reason other than a subconscious desire to make a good showing. Then the trim, and finally the baseboard. I found it a help to slide a thin sheet-metal guard along the floor with my left hand while the right applied the paint. You gain in speed when you don't have to be too careful about getting over the boundary line. Paint stores sell a guard that is shaped somewhat like a dustpan—or a sheet of copper bent to a trough form makes an acceptable substitute. The three doors, trim, and base made a good evening's work, and again I suspended the brush in a pail of water to keep it soft for tomorrow or next day.

Saturday, August 20.—With the woodwork of the kitchen cabinets clean and ready for paint, the nickeled hardware looked all the more shabby. I tried metal polish as a restorative and it worked fairly well. When the latches and hinges again become dark and untidy I suppose the thing to do is take them off, have them replated with chromium, and after that keep them bright by merely wiping. However that may be, it seemed easier to do the combined polishing and painting job by taking the cupboard doors off. You can scrub and polish more effectively with the work on a table before you than by reaching up from a stepladder. I painted one side and the edges, stacking them in the heater room afterwards to dry. Painting them in place would have meant more work and possibly some dripping and failure to dry along the bottom edges.

Monday, August 22.—Painted the other sides of the kitchen cupboard doors tonight. Someone, I fear, is going to remind me that while at this job I should have painted the shelves. When doing the framework I did paint the front edges, but I rather suspect that little bit of short-changing will be held against me when it is discovered.

Tuesday, August 23.—Put back the cupboard doors. What a help the modern ratchet screwdriver is! I was trying to picture, while holding a door in place with one hand, and driving in the hinge screws with the other, just how one of the old-time carpenters would have done it—probably would have wedged the door in place so as to have both hands free for the screwdriving.

Thursday, August 25.—Some enterprising research organization will probably tell us one of these

[*Please turn to page 100*]

DON'T PUT YOUR HOME "On the Skids"

Now starts the danger season for your car — and your home. Leaves will start falling. And when these leaves are wet, cars start skidding. And when cars skid, cars crash—causing death, injuries and law suits that ruin savings, home and happiness.

There are two things to do. One—drive carefully. Two—see your insurance agent. Make sure you are completely protected.

Get This Booklet

Shows the best, safest and most economical types of insurance to get for your car, home and other personal belongings. Write, Dept. C. for free copy.

The EMPLOYERS' GROUP

110 Milk Street, Boston, Mass.

Do This If You're NERVOUS

Help Calm Jumpy Nerves Without Harmful Opiates

IF you fly off the handle at little things and at times feel so nervous, cross and jumpy you want to scream—if you have spells of "the blues" and restless nights—

Don't take chances on harmful opiates and products you know nothing about. Use common sense. Get more fresh air, more sleep and in case you need a good general system tonic take a TIME-PROVEN medicine like famous Lydia E. Pinkham's Vegetable Compound—made *especially for women* from wholesome herbs and roots. Let it help Nature tone up your system—build more physical resistance and thus help calm jangly nerves, lessen distress from female functional disorders and make life worth living. Give it a chance to help YOU.

Tune in Voice of Experience Mutual Broadcasting System: Mon., Wed. and Fri. See your local newspaper for time. WLW Mondays through Friday.

Lydia E. Pinkham's

VEGETABLE COMPOUND

We furnish a four-room home

FOR $60

MIRIAM DODGE LAPPALA

I CAN hear you murmuring, impossible! What's the catch to this, anyway? Furnishing a home for $60—whoever heard of such a thing?"

Well—no one, as far as we know. People shook their heads sadly and decided we were a bit "tetched in the haid" when we mentioned the possibility of doing so. But, accustomed as we are to being thought slightly mad, this bothered us not at all. Armed with but little more than a meat saw, a hammer, and a dash of insanity, we plunged bravely forward on our merry way.

Our only noticeable assets at the start were: one ancient and bedraggled Cogswell chair inherited from my husband's bachelor apartment; one occasional chair, in an equally disreputable state, of the same origin; the "innards" of a radio, which, although denying us world reception, held up its national duty very well. With this meager equipment we set off on our furniture-making jamboree.

In their prime, our two chairs had been sturdy, well-built young things as their skeletal structure showed. But, since they had been second-hand even when originally purchased, the bulges and wrinkles of age had crept up on them and their complexions had been woefully neglected. Our face-lifting and rejuvenating treatment for the occasional chair was relatively simple. The faded and moth-eaten upholstery was removed and the wood legs and arms sandpapered and refinished. We then recovered the body with oyster-white leather —well, "simulated leather," if we must be technical. This we obtained from a well-known mail-order house and by careful cutting only 1½ yards were used, which brought the cost of our "new" chair to less than $1.50.

The Cogswell was also in dire need of a facial, and we decided the course of treatment might as well include a figure remodeling job, since we planned to have all our furniture as nearly along modern lines as possible. Off came the wooden legs and arms, off came the upholstery and the buttons which tufted the back. Depressions were filled with kapok from some discarded cushions, and a piece of old sheeting was sewed smoothly over the repair work to cover the patches and provide a firm base for the new upholstery. From packing-case boards my resourceful husband fashioned the

New Series

KLEENEX* "TRUE CONFESSIONS"

"NOW I'M KISSABLE

MY HUSBAND REFUSED TO KISS ME—MY LIPSTICK SMEARED HIM SO—I BEGAN USING KLEENEX TO ABSORB THE SURPLUS AND NOW EVERYBODY'S HAPPY!"

(From a letter by Mrs. E. B. A., Massachusetts)

Everyone WINS A PRIZE!

Tell us how Kleenex serves your family and we'll send *you* a new purse-size Metal Case with Kleenex Lipstick Tissues inside (retail value $1.00). Mail your letter with name and address and the perforated strip from 1 box of Kleenex to KLEENEX, 919 N. Michigan Ave., Chicago.

"I ONLY HAD TO TELL MY HUSBAND ONCE,

NOW HE USES KLEENEX INSTEAD OF HIS HANDKERCHIEF TO WIPE THE CAR WINDSHIELD AND CLEAN UP GREASE AND OIL SPOTS!"

(From a letter by Mrs. V. L. S., Fort Worth)

"I WAS A PICKPOCKET ON WASHDAY..

IT WAS BAD ENOUGH TO SEARCH FOR GRIMY HANKIES—LET ALONE WASH THEM—NO MORE MESS SINCE THE WHOLE FAMILY USES KLEENEX"—

(From a letter by C. P., Ft. Wayne)

"NO MORE SORE NOSE

LAST YEAR OUR HAY-FEVER FAMILY DISCOVERED KLEENEX —NO MORE UNCOMFORTABLE IRRITATION CAUSED BY ROUGH WET CLOTHS KLEENEX SOOTHES AT THE FIRST SIGN OF A SNIFFLE!"

(From a letter by R. D., Wyoming)

SIT-DOWN STRIKE..

"MANDY REBELLED AT WASHING TOWELS AND HANKIES BLACKENED BY THE MEN-FOLKS' SHOE POLISH KLEENEX SAVED THE DAY"—

(From a letter by Mrs. H. M. T., Louisiana)

● During colds and hay fever, Kleenex soothes your nose, saves money, reduces handkerchief washing. Use each tissue once—then destroy, germs and all.

Adopt the habit of using Kleenex in the Serv-a-Tissue box that ends waste and mess... boxes of 200 sheets now 2 for 25c. It's the handy size for every room in your home, for your office and your car.

BUY KLEENEX* IN THE SERV-A-TISSUE BOX

It Saves as it Serves—one double tissue at a time

KLEENEX* DISPOSABLE TISSUES

(Trade Mark Reg. U. S. Patent Office)*

Imperial Tables

FROM

Imperial's
Jeffersonian Group

GENUINE OLD FASHIONED SOLID MAHOGANY

SPARKLING traditional beauty, superb utility, fine craftsmanship and mellow Shadwell finish are the keynotes of Imperial's new Jeffersonian Group of sixty pieces, which are built of genuine old-fashioned solid mahogany. These and other fine Imperial creations await you at leading furniture and department stores.

Imperial Furniture Co.

GRAND RAPIDS, MICHIGAN

NEW de luxe booklet picturing the entire Jeffersonian Group of 60 pieces with historical descriptions sent for 10c to cover postage and handling. Please address Department A-12.

NAME_____

ADDRESS_____

CITY_____ STATE_____ A-10

new arms, which really are just two boxes of the required size bolted to the body of the chair. Bars extending across the base of the seat and screwed to blocks in the base of the arms afford sturdy support.

As chief upholsterer, the author then rushed into action and covered the body of the chair with brown and white striped fabric, the arms with solid color brown material. The entire cost of this chair is naturally dependent upon the upholstery material selected. We managed to keep that expenditure down to less than $2.50.

WE THEN turned our attention to the afore-mentioned "innards" of a radio. We agreed it worked beautifully and was far too satisfactory to discard. However, both of us found the aesthetic appeal of the array of knobs and tubes in their state of nudity to be practically nil. So, our next creation was a radio cabinet.

Here I will admit we were in luck, for first quality lumber when purchased by the board foot seems to be worth its proverbial weight in gold. Our good fortune consisted in having a desk manufacturing company retire from business just before the building frenzy struck us. All the wood in their stock, including panels, partly finished desks etc., was purchased at public auction by a local dealer for a fraction of its value. Consequently, we were able to obtain very good solid walnut and walnut veneer pieces at prices nearly as low as for the most inferior lumber.

We also were saved a great deal of work since a base finish had already been applied to the panels we selected, and only a little wax and a rather large quantity of elbow grease were required to give them the "hand-rubbed finish" which we preferred to varnish. Of course, we had to modify our ideas of furniture design to suit the scraps we had to use. For example, we would have preferred to have the front of the cabinet in one smooth piece, but since no panels of the required size were available, we were forced to two smaller panels—matching the grain as closely as possible and covering the dividing line with nearly flat moulding.

The rounded corners we desired presented a few difficulties at first, but a brainstorm ultimately hit my partner in crime. He obtained them by the simple process of gluing four desk legs together with newspaper between to prevent their sticking permanently. He then turned the resulting square creation around in a lathe, and split the original sections apart once more. The panels were mortised smoothly into these blocks, and presto! we had rounded corners.

Save 1/2 and get Better RUGS



Send Your OLD RUGS *and* CLOTHING *to the* Olson Factory

IT'S ALL SO EASY—your materials are picked up at your door at our expense—and a week later you receive [*at sensational savings*] colorful, modern, deep-textured BROADLOOM RUGS, woven SEAMLESS, REVERSIBLE for DOUBLE WEAR and LUXURY, in ANY WIDTH up to 16 feet by ANY LENGTH. Find out today about these BETTER—

Seamless, Reversible OLSON RUGS

—that have won the praise of editors and women everywhere. Write for Catalog that shows how we shred, merge and reclaim valuable materials in old carpets, rugs, and wool clothing—sterilize, picker, card, comb, respin, redye and reweave into 66 lovely Early American, Oriental, Modern Texture and Leaf designs—or rich, new, Solid Color, Two-tone and Homespun effects.

You Risk Nothing by a Trial

WE GUARANTEE to satisfy or pay for your materials. *Our 64th year.* Over two million customers. We have no agents.

Write for FREE BOOK

See America's Finest Low Priced Rugs in FULL COLOR—66 pages of Rugs—Model Rooms—Decorating Ideas.

Mail Coupon ↓ or 1c Postal

OLSON RUG CO.

Chicago New York San Francisco

2800 N. Crawford, Dept. E-44, Chicago

Gentlemen: Mail new catalog *Free* to:

*Name*_____

*Address*_____

*Town*_____ © 1938 ORC

*State*_____

We extended the rounded corner idea to a bookshelf, and there—since the inside as well as the outside curve would necessarily show—the inside surface was curved with a hand gouge, finishing with plenty of sand-paper. This required a bit of effort, to be sure, but then the bookshelf cost us only fifty cents (more of the desk company walnut), and time seemed little more to spend on it.

We still had two beautifully grained, heavy panels left—just the right size for a small table. We decided we'd like it round, so the panels were sawed in circles. The roll top of a roll top desk may look like a roll top to some people, but it looked like table legs to us! Therefore, three eight-section pieces were removed, cut, and mortised to support the two shelves of our table.

For our living room we had now assembled two chairs, a bookshelf, a table, and a radio cabinet. We had purchased a studio couch and a coffee table long before setting off on our carpentry spree. But had we not been supplied with these, our coffee table could have been made as easily and as cheaply as our bookshelf—the carpentry details are the same, for we intentionally made them along identical lines. Instead of the studio couch, we would have bought an ancient sofa for $2 and made a slip cover for it. We are planning on doing just that when we furnish the room in which most of our carpentry, painting, and general mess-making has been carried on. Ultimately 'twill be a den whither my lord and master may retire to growl when he chooses. Allowing $3 for slip cover material (10 yards at 30¢ a yard), $2 for the object it will conceal (we already have it selected), and 50¢ for the home-made coffee table, this would add only $5.50 to the cost of our living room were we to have built it completely. Therefore, I am including that amount in the sum we contend will furnish any home if all furniture is personally made or remodeled.

AS FOR the kitchen, it seemed our biggest problem, but turned out to be very simple indeed. We had moved from a large city where all apartments—even when termed "unfurnished" — were equipped with an electric refrigerator and a gas range, at least, and usually many more convenient fixtures. Accustomed to taking these necessities as much for granted as walls and plumbing, I was a bit appalled when I saw the kitchen of our new small-town flat, empty of everything save a sink and a built-in cupboard. Not wishing to invest in a new range and refrigerator, it was easy to decide we could get along with a second-hand ice-box

($2) and gas stove ($3). Both were immediately glorified with new paint jobs and do very well indeed. A second-hand table (75¢) and two unfinished chairs (84¢ each) rose to a fine degree of respectability under a guiding hand and a paint brush. Red checked gingham curtains (10¢ a yard) and glass shelves (cut from old automobile windshields) bearing plants add a cheerful touch to the windows. Of course, it is still a far cry from the sparkling unit kitchens which smile invitingly at one from the pages of home magazines, but it makes a bright, sunfilled, and reasonably convenient work-room. Including paint, a few wall-shelves etc., it was easily equipped for less than $10.

Two dollars' worth of lumber made our dining room table—a long refectory type—completed in its entirety by my long-suffering spouse. Six unfinished chairs added $5 to our total. An ancient commode discovered in a second-hand store became ours for $1.50 and, after being torn apart and put together again, discovered itself to be a buffet of sorts. We simply sawed off all protruding ledges and made the top flush with the sides. Plywood was nailed over the carved and recessed end-panels to create a plain, smooth surface. The elaborate metal drawer-pulls were removed and replaced with plain wooden rods. The commode-section door was removed, and the two small drawers on the other side of the cabinet were set back to allow two new doors to close in front. Two wooden rods act as handles on these and match the drawer pulls. Moulding around the base and top adds just the right finishing touch.

Since it was impossible to have a natural wood finish on our dining room furniture because of the odds and ends of scrap lumber used in its construction, we enameled the table and buffet in pale yellow with deep blue trim. The chairs are deep blue with yellow percale seat-covers. Window draperies are of yellow percale to match, with a two-inch border of deep blue. The "roll top of a roll top desk" previously mentioned again proved useful in making the modern corner shelves which hold plants and two pieces of deep blue, hand-blown glass—one a Bohemian vase which captured my fancy several years ago; the other, a Mexican wine jug sent to me by a very dear friend

Portion of living room showing fifty-cent walnut bookshelf and a coffee table which can be duplicated for the same amount

R. P. Lappala

Originally a Cogswell, this chair was remodeled for $2.50. Two dollars' worth of lumber made the dining table (left). Unfinished chairs cost 84 cents each

Your good telephone service is made possible by the constant research of Bell Telephone Laboratories

This woman is WAXING her refrigerator!

JOHNSON'S WAX POLISH assures lifelong protection to hundreds of things in your home besides keeping your FLOORS marvelously polished and clean.

Enamel surfaces stay like new if you **WAX** them.

Do you know that Johnson's Wax gives an exquisite, satiny lustre to **FURNITURE AND WOODWORK** as well as **FLOORS?** Wax shields the surface of tables, chairs and painted woodwork from finger-smudges and dirt.

Just try waxing your parchment and paper **LAMP SHADES, PICTURE FRAMES** (metal or wood), ash trays, ornaments, candlesticks. Johnson's Wax will keep them clean, shining.

LEATHER ARTICLES (shoes, traveling bags, etc.) take on new life when you protect them with a Johnson's Wax polish.

Dampness or dirt can't ruin **WINDOW SILLS** if they're wearing a bright shield of Johnson's Wax. Dust slides right off the polished surface.

A Few of the 100 Extra Uses for Wax

1. *Children's Toys* (to keep them clean and sanitary)
2. Around *Electric Light Switches* (so finger prints can't stick)
3. *Sewing Machines* (to keep them clean, and protect materials against soiling)
4. *Tennis Racquet Frames, Fishing Tackle, Golf Clubs* (to protect the finish)

Genuine **JOHNSON'S WAX** should not be confused with any so-called *no-rubbing* wax. Because it is a blend of *pure* waxes only, Johnson's Wax *wears longer*, gives greater beauty and protection.

BUY IT IN EITHER PASTE OR LIQUID FORM
S. C. JOHNSON & SON, INC., RACINE, WIS.

CROCHET THIS HOT POT HOLDER SET

Unique Sugar 'n Cream pot holders, gay, colorful, for the modern kitchen. Use like mit or ordinary holder. Splendid gift or bazaar item . . . Many women find it easy to make money by crocheting these sets to sell to their friends. Material and instructions for crocheting complete set **25c** Postage Prepaid. Send coin or stamps to **THE THREAD MILLS, INC., Monticello, Ind., Dept. 341.**

KNITTING YARNS
Buy Direct from Manufacturer a
LOWEST PRICES
FOR EVERY TYPE OF YARN
Send for FREE Samples
PICKWICK YARNS STAMFORD, CONN. Desk AM

and college room-mate who knew well my passion for anything blue.

For $5 we acquired a solid color dark blue rug because it was damaged at the mill. Some careless soul had accidentally slashed the edge, which mattered not at all to us since we had to slash it some more to cut it down to fit the room. We had nothing to do with making the rug, of course. I mention it only because it actually was included in the $60 we spent on our furnishing spree.

Our bedroom, we believe, takes high honors for effective results at low cost. The second-hand store again rushed to our rescue with a bed . . one of those golden oak affairs with a mile-high headboard. You've seen dozens of 'em, I'm sure, and you'll have to admit we secured a tremendous amount of lumber for 75¢ in that buy! As a matter of fact, when we got it home we thought of that trailer we've always wanted and were half inclined to build a top over it, slide wheels underneath, and set off for parts unknown.

However, practicality forced us to recall that we needed a bed more than a trailer at the moment, so out came the saw and off came a half-mile or so of the headboard. A second attack removed enough of the footboard to bring it nearly even with the mattress. The legs were removed to lower the bed and bring the base of the footboard straight to the floor. As in the case of the buffet, plywood was tacked on to make a smooth surface, covering the panels and carving. We then padded the edges and surface lightly and upholstered our creation in white pigskin leather—also obtained from the faithful mail-order house.

Among the desk company remnants we discovered six drawers and bought them for 15¢ each. By building a frame around them and a shelf between, a vanity table was produced. The top and sides are covered with white pigskin to match the bed. The drawers are enameled ivory to blend with the leather, and bar drawer-pulls of ¾-inch doweling were ebonized to add a touch of black for contrast.

A 6 x 2-foot sheet of ¼-inch plate glass for $2 is an unusual bargain, but we discovered it . . . you guessed it! . . . in our good old second-hand shop. We fitted a frame around it and backed it with wood so that we might hang it horizontally above our "wide-

An old golden-oak bed purchased for 75 cents goes modern with white leather upholstery



Section of bedroom showing vanity table, bench, and chaise longue—all made for about $6

A second hand dresser cost us $1.50. With the trimmings chiseled off, a "cabinet" (box with shelves and a door) placed at each end, the whole covered with white leather—and presto! our modern "wideboy"

SEE WHAT INTERESTING THINGS YOU CAN DO WITH *Personal-ized* FLOORS!

New! Different! Inexpensive!
Personal-ized Floors designed with decorative, ready-made Sealex Insets are very inexpensive! Send 10¢ today for Personal-ized Floors book, "Match your Rooms to your Personality." Box 25, Congoleum-Nairn Inc., Kearny, New Jersey.

Wouldn't one of the floors pictured below make a room in your home doubly distinctive? These are just a few of the striking effects you can get with Personal-ized Floors of Sealex Linoleum. Built-to-order designs that dramatize your color schemes and decorative ideas! Yet Personal-ized Floors cost little more than floors without this individual note!

* Trademark Registered. U. S. Pat. Off.. Congoleum-Nairn Inc.

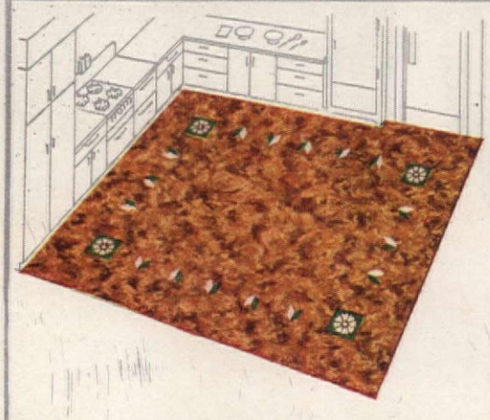

Kitchen hours fly in such gay surroundings! "Rosette" and "Diamond" Sealex Insets in emerald green and white gleam against the warm tones of the "Tangier" Veltone, A7383.



18th Century style furniture for your dining room? Then give it a Personal-ized Floor "in character." The floor pictured here carries out the period feeling with a graceful laurel leaf design! Groups of Sealex Insets—white "Leaves" and yellow "Discs"—set in a field of blue Veltone ("Nite," A7388). Other design-ideas at your dealer's.

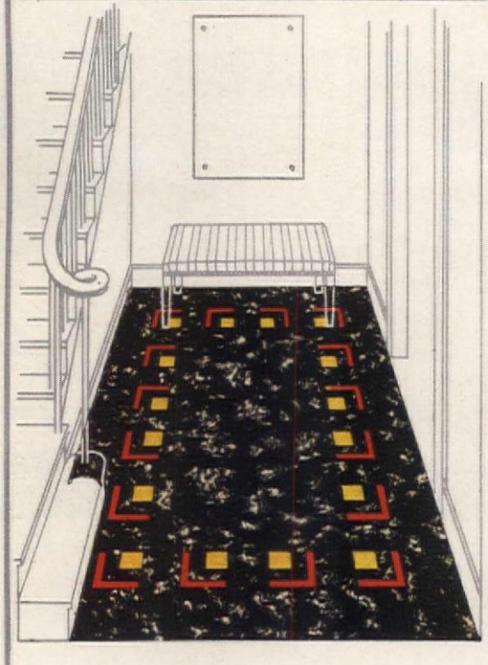

Make your hall a dramatic introduction to your home! This Personal-ized Floor gives an effect at once striking and dignified. Yet it is simply made with Sealex Insets—yellow "Squares" and orange "Chevrons" set in a rich black marbleized Veltone ("Vulcan," A7359).



A floor as neatly monogrammed as your linen! Initials are formed with white "Chevron" and "Disc" Sealex Insets. The background is a Sealex Veltone ("Sparta," A7202) with black and white border.

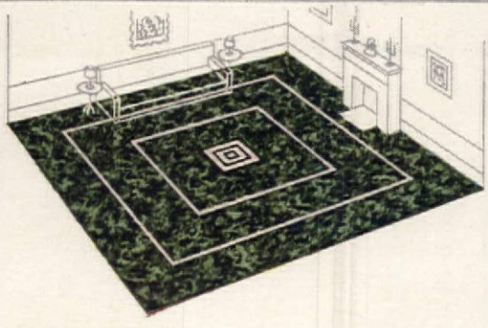

Green for a living room, accented with white! "Nest of Squares" Inset, framed with narrow feature strips. The field is a Sealex Veltone ("Evergreen," 6972).

Cleans faster! Waxes easier!

No crevices to harbor dirt or germs. It's thrillingly easy to keep clean! A mop—a brush—or a waxer—travels faster over the perfectly smooth surface of Adhesive Sealex Linoleum.

The back of this patented* inlaid linoleum is as practical as the front. For the adhesive needed for laying is already there, applied at the factory. Your floor will be installed much sooner—ready to walk on at once!

See the lovely Adhesive Sealex patterns now displayed at better stores. You'll find many design ideas for Personal-ized Floors, too!

* Patent No. 1,970,503

ADHESIVE SEALEX LINOLEUM

The Problem of the Ugly Guest Room

As a green housewife, you have met many a knotty problem—but this is the worst! Bill's mother is coming to visit you next month, and your only spare room is as yet the family catch-all. It contains one four-poster, an old kitchen table, a worn chair of Bill's—and no curtains.

You wonder what to use for money—when along comes a Singer man with news! Singer can teach you to make bedspreads, curtains, slip-covers—for a third what they'd cost ready-made!

It's true! At the Singer Sewing Center you meet the teacher and arrange for sewing lessons. She has books of decorating ideas to help you out, and you start at once on some stunning new curtains . . .

Next comes a slip-cover for that shabby chair. The pieces are fitting together like a charm, thanks to Singer's personal instruction. And the teacher has an idea for making a dressing table out of that old kitchen table. You're getting places!



Store room into guest room—all for $27.92. (Amazing what you can do with inexpensive materials like organdy and chintz!) Bill's mother is *so* impressed, especially when you tell her you did the whole thing on your Singer Sewing Machine.

And just think! From now on, you can keep your whole house fresh and smart-looking—now that you know how to sew!

Call your Singer Sewing Center today for information about our Dressmaking and Home Decorating lessons. Over 1,000,000 women have taken these courses!

P.S. You may rent a Singer electric, with weekly sewing instructions included, for only **75 cents a week.** Or, you can buy a brand-new Singer electric machine—at monthly terms almost as low as rental.

Singer **SEWING CENTERS EVERYWHERE**

SINGER SEWING MACHINE COMPANY

Copyright, U.S.A. 1938, by The Singer Manufacturing Co. All rights reserved for all countries.

boy." We had noted these long chests of drawers, made by placing two low chests of drawers together, in model rooms and other modern displays, and approved both their looks and practicality. Having done that, we had only to duplicate the effect for a fraction of the cost. A second-hand dresser set us off. We didn't want the ornate mirror that went with it, so the base cost us only $1.50. We sawed the top flush with the sides, removed the drawer pulls and chiseled off a few extra trimmings here and there. We had hoped to find another dresser of the same dimensions to place next to it, but apparently one can't expect miracles, even in a second-hand shop. Therefore, on either side of the remodeled dresser we placed a cabinet made to fit—very simple, merely two boxes with shelves and door. For door handles and drawer-pulls we again used ebonized doweling—1-inch this time, a little heavier than on the vanity. The top and sides of our wideboy are covered with white pigskin and the front enameled to match the other pieces.

It dawned on me at this moment that a chaise longue would be a grand idea! So—nothing striking us as impossible—that was our next creation. A second-hand sofa, spied during our wanderings, seemed like a good subject to work on, and $1.50 made it ours to rip apart.

We merrily chopped off the back and one end and shortened the length a foot or two. Scrap lumber (salvaged from the section removed from the headboard of the bed) was sawed to a curve to fashion the arms, which were padded and bolted into the framework of the sofa. The blue, linenlike suiting used for a slip cover cost 29¢ a yard. Since it was only 36 inches wide, 7 yards were used. Had I been able to find some wider material of the type desired, we might have been even more economical. Including the 8 yards of white moss fringe (4¢ a yard), used for trimming, the chaise longue cost us $3.85.

The last pieces of the ubiquitous "roll top of a roll top desk" were used for the base of the vanity bench. The seat cushion for this was made by placing layer upon layer of padding on a piece of heavy cardboard cut to the correct size, and covering it with the white pigskin leather.

Odds and ends of lumber and one more 15¢ drawer from the desk company stock fashioned the night table which stands beside the bed. The last remnant of white pigskin was used to cover it.

The bedroom draperies and bedspread are of blue percale with white moss fringe edging. In the living room we used white homespun with rust-colored moss fringe. The dining room and kitchen curtains have already been described, and the cost of all window treatment is included in the $60 mentioned.

A complete list of the materials we used and the price we paid for them is given here. Some of our purchases may have been lucky, but I believe almost any

ITEMIZED LIST OF EXPENDITURES

1½ yds. leather @ 97¢ yd. (For occasional chair)	1.46
3 yds. brown striped fabric @ 21¢ yd.	.63
2 yds. 54-in. fabric @ 85¢ yd. (For arm chair)	1.70
Lumber for radio cabinet	1.50
Lumber for bookshelf	.50
Lumber for table	.50
Second-hand couch to recover	2.00
10 yds. slip-cover material @ 30¢ yd.	3.00
Lumber for coffee-table (if home made)	.50
6 yds. homespun @ 20¢ yd.	1.20
24 yds. moss fringe @ 4¢ yd. (For living room overdraperies)	.96
Cost of complete living room	13.95
Second-hand gas range	3.00
Second-hand ice box	2.00
Second-hand table	.75
Two unfinished chairs @ 84¢ each	1.68
5 yds. red checked gingham @ 10¢ yd.	.50
Automobile windshields for glass shelves	.25
Paint, fixtures for wall shelves, etc.	.55
Cost of complete kitchen	8.73
Lumber for dining room table	2.00
6 unfinished chairs @ 84¢ each (6 for $5)	5.00
Second-hand commode (remodeled into buffet)	1.50
Mill second rug	5.00
6 yds. percale @ 10¢ yd. (For seat covers and draperies)	.60
Cost of complete dining room	14.10
Second-hand bed to remodel	.75
6 drawers @ 15¢ each (For vanity table)	.90
One drawer @ 15¢ for night table	.15
6x2-ft. sheet of plate glass for mirror	2.00
Dresser to remodel	1.50
Second-hand sofa to remodel into chaise longue	1.50
7 yds. material @ 29¢ yd. for slip-cover	2.03
8 yds. moss fringe @ 4¢ yd. for trimming	.32
14 yds. percale @ 10¢ yd. for bedspread and over-draperies	1.40
23 yds. moss fringe @ 4¢ yd. for trimming	.92
7½ yds. pigskin leather @ 97¢ yd.	7.28
Cost of complete bedroom	18.75
Doweling, roll-top, paint, screws, glue, extra wood, and other incidentals	4.35
Total	59.88



BRIGHTEN THE CORNER *with* OLD COLONY FURNITURE

It's easy to brighten any corner or, in fact, an entire room with lovely, livable pieces of Old Colony Furniture. There are more than 200 distinctive designs from which to choose . . . each one available in the same, mellow, hand-blended finish. That means you can redecorate with a few pieces at a time, as the need arises or whenever your budget permits! And . . . you'll be surprised to see how much charm and comfort will be added to your room with even one or two Old Colony pieces. Most of the better furniture and department stores are now showing interesting groupings of Heywood-Wakefield Old Colony Furniture.

This 24 page booklet on Heywood-Wakefield Old Colony Furniture contains many suggestions for decorating your home. *Simply send 10 cents (coin preferred) to Department A-10, Heywood-Wakefield Co., Gardner, Mass.*

HEYWOOD-WAKEFIELD
GARDNER, MASSACHUSETTS
FINE FURNITURE SINCE 1826

You'll Need Both

fine Eaton Letter Papers for your social correspondence: PETERSBURG, 1850, with delicate "look-through" pattern and fragile tint, for your intimate letters . . .

MAYFAIR, smooth, opaque, classically correct, for formal correspondence.

AT FINE STORES, EVERYWHERE.

EATON'S FINE LETTER PAPERS — PITTSFIELD, MASSACHUSETTS

Spode

ROSEBUD CHINTZ

Your friends will exclaim the beauty of your Spode dinnerware. See Spode at your local stores or write for illustrated Booklet 19.

Sole Agents and Wholesale Distributors

COPELAND & THOMPSON, INC.

206 FIFTH AVENUE, NEW YORK, N.Y.

18-piece service for four people $29.08

Admirers of Colonial are invited to write for a copy of this interesting and authentic HANDBOOK of REPRODUCTIONS

Prepared originally for its value to the exclusive dealers who feature Kindel's Colonial Reproductions, this carefully prepared book has met with such general acclaim that we have now made it available to all lovers of 18th Century American furniture. Your admiration of Colonial grace and refinement will be immeasurably increased through the interesting background story told in this book. It is an authentic — and most fascinating — handbook that you may have for the asking. Please include 10c for handling and postage costs.

KINDEL FURNITURE CO., Grand Rapids, Mich.

Pieces illustrated are but two of 56 open stock Kindel Colonial Reproductions.

A BOOK YOU WILL WANT TO KEEP

Mail this Coupon to Dept. AH, Kindel Furniture Co., Grand Rapids, Mich., with 10c to cover cost of handling and postage.

NAME_____

ADDRESS_____

CITY_____ STATE_____

From the Kindel Workshops of Grand Rapids where Colonial Bedroom Furniture is authentically reproduced, you will receive a complimentary copy of this valued book on Colonial Reproductions.

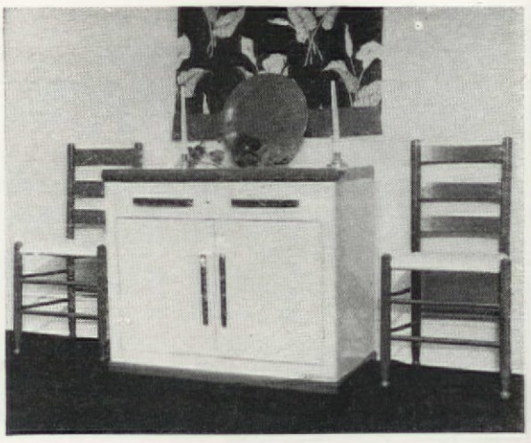

After being torn apart and put together again, an ancient commode, discovered in a second-hand store, became a buffet of sorts—all for the sum of $1.50, plus a dash of ingenuity and industry

reader could duplicate our furnishings for approximately the same sum.

Many of you may enjoy an advantage we missed in having stowed away in the attic or storeroom some of the old furniture of the type we had to buy. Undoubtedly, most of you have rugs —which we still have not! Every now and then my mind wanders lingeringly over the subject of that room-size broadloom we intend to buy for the living room "some day." To date, however, aside from the $5 "mill second" we picked up for the dining room and which I have included in our list of expenditures, we have only three small scatter rugs to our name. These we luckily owned long months before the furnishing bug attacked us. One . . . a white Numdah . . . is quite appropriate in our white bedroom. The others, a small Oriental and another Numdah—black this time—serve their purpose in our living room until that "some day" when the broadloom comes along.

Certainly our furniture in no way approaches our idea of perfection, but we feel a little modest pride in our brain-children and believe the results more than justify the cost. Our visitors, now convinced that we were not entirely mad, still seem to consider it a minor miracle that so much was accomplished on so little. Therefore it is possible that readers of THE AMERICAN HOME might be interested in our adventures. One reason for building our own furniture was the realization that it would cost us several thousand dollars to furnish even a small home with the type of thing we like and plan to own at some future time. Unable to spend that amount at present, we decided this method would enable us to buy good furniture gradually, ultimately discarding our home-built pieces or relegating them to some little-used rooms without feeling unwisely extravagant. This course might offer a solution to the financial problems of many young married couples or new home builders.

Even if your home is complete, a little remodeling here and there may appeal to you. Or perhaps you have the yen to do a bit of face-lifting on that camp furniture you've been using for years. Whatever the case, if you have the furniture-making urge don't let anything discourage you. We "obeyed that impulse" and furnished four rooms for $60—*including* window draperies and other incidentals. Despite minor trials and tribulations, we still say anyone can do it—and why shouldn't it be you?

We raised the roof and made a playroom!

[*Continued from page 43*]

shingles, and run the risk of not being able to match colors with new shingles beside a roof four years old, we decided to raise the entire roof to the necessary height, and patch to the wall with a few shingles, darkening them to match. It was fortunate that this was done, because there were only four or five bundles of dipped shingles of our extra thickness and color to be found in the entire San Francisco Bay area; and those bundles proved to be the surplus left over from our own house, built four years before!

Our house has a high-pitched roof and numerous breaks in the several ridges and we had to maintain a consistent angular appearance at the joint of the old wall and the old roof in its newly raised position. However, the workmen took a set of four jacks, such as are customarily used for raising and moving buildings, and, after removing drainpipes, cutting wires, and otherwise rendering the roof free and clear, lifted it en masse. When the final height was reached it was found that the angle was not at all objectionable; in fact, it imparted a rather pleasing variation from the rest of the housetop.

The next problem, as far as the exterior was concerned, was

that of making the least conspicuous joint between the old stucco and the new. Our contractor evaded the issue almost completely by arranging for the joint to come under a drainpipe for the greater part of its length.

The joists for the new floor are 2 x 12's, well braced with herringbone, so that the clear span of twenty feet in either direction offers little or no vibration to the tread. These are covered, in turn, by 1 x 8 planks, heavy felt insulating material, and tongue-and-groove flooring, well oiled and waxed. The felt was considered necessary because the ceiling below was not plastered and garages are notoriously cold, draughty places in the wintertime, while uninsulated, exposed floors are perfect sieves for wind.

The walls and coved ceiling are finished with Celotex and redwood batting, unstained and unwaxed. If the woodwork gets finger-marked, a few strokes with some medium-grit sandpaper will clean it up perfectly. Aside from the rugged character and attractive appearance of the Celotex, the real reason why we were so careful to insulate the playroom with a heat-resisting material was because it was impossible to take advantage of the existing central heating system. Naturally, we had to install a fireplace, which is a brick affair supported by the foundation in the garage below, and coming out through a hole in the middle of one side of the room. Thus, there is continuous masonry from the concrete up to the top of the flue, covered, on the outside, with the same stucco that is on the rest of the house. The fireplace has proved fully adequate for the purpose intended. The brick front is set off with a redwood mantel, the top of which contains an electric outlet, suitable for a small radio, or an electric clock.

Windows are on three sides of the room, affording ample daylight; and by having roller screens on different sides, windows can be opened and cross-ventilation secured, without the presence of insects. In passing, it should be remembered that these screens are much less expensive to buy and install when several are made up at a time than when the same number are put in separately.

It so happened that behind the garage on the ground floor, there is a small shop, wherein to make and repair a few of the things that need to be fixed around any home. Naturally, when the garage roof was raised, so was the roof above the shop. We thus gained a perfectly good space for a large storage closet, which could easily be converted into a bathroom, if desired. The presence of open joists below it would make it easy to bring in the pipes wherever needed, and a small window, and two lighting outlets on the



After the children have gone to bed, grown-ups use the playroom

YOU CAN RETIRE at 55 on $200 a month ...I did!

"I USED to think that a man of my income couldn't afford to retire at 55. Yet here I am with a check for $200 coming in every month as long as I live.

"I can travel, play, work or loaf, as I please. I am my own boss—thanks to my Phoenix Mutual Retirement Income Plan.

"Here's the secret. If you start planning for retirement while you still have your best earning years ahead of you, you really won't miss the money. Then, when you're ready to take life easy, you've already paid for a monthly income that will last the rest of your life."

You don't have to be rich

You may not have a lot of money in the bank. Maybe you have only your salary to count on. That doesn't stop you from making sure of a Retirement Income.

By following this simple Plan, you can arrange to have a real income of your own guaranteed to you for life, beginning fifteen or twenty years from today. That income can be anything from $10 a month to $200 or more. It can start whenever you want, at 55, 60 or 65.

For instance, suppose you are 40, and you want $150 a month at 55. You can get:

1. A check for $150 when you reach 55, and a check for $150 every month thereafter as long as you live! If insurable, you can also arrange:

2. A life income for your wife in case of your death before age 55.

3. A monthly income for yourself if, before age 55, total disability stops your earning power for 6 months or more.

Haven't you always wanted a life income to end your money worries and let you do whatever you please? Maybe you won't want to quit work at 55. Maybe you will. You get your income just the same.

Send For Free Plan Book

Today, without cost or obligation, you can get the facts. Simply tell us in the coupon below where to mail our new booklet explaining how you can get an income of $100, $150 or $200 a month, and how you can retire at 55, 60 or 65.

Send the coupon now, and discover for yourself how easy it is to get an income of your own!

ESTABLISHED 1851

PHOENIX MUTUAL

Retirement Income Plan

GUARANTEES YOUR FUTURE

Phoenix Mutual Life Insurance Company
301 Elm St., Hartford, Conn.

Please send me by mail, without obligation, your book describing the PHOENIX MUTUAL RETIREMENT PLAN.

Name_____

Date of Birth_____

Business Address_____

Home Address_____

COPYRIGHT 1938, BY PHOENIX MUTUAL LIFE INSURANCE COMPANY

Stains that add LIFE to your house



Cabot's Stains in contrasting colors on walls and roof of Minneapolis house. H. H. Livingston, Architect.



House at Savannah, Georgia, stained 14 years ago with Cabot's Creosote Shingle Stains, and never re-stained.

House stained with Cabot's Creosote Shingle Stains. Architects, Taylor & Maas, Stevens Point, Wisconsin.

Your house will have a brighter life and a longer life—if you stain it with Cabot's Creosote Shingle Stains. Soft, lovely colors that reveal the beautiful texture of the wood. A vehicle of pure creosote — the best wood preservative known.

FREE: Write today for *Stained Houses,* a helpful new booklet containing pictures of many prize-winning houses stained with Cabot's Shingle Stains. Samuel Cabot, Inc., 1235 Oliver Bldg., Boston, Mass.

Cabot's Shingle Stains

Creosote **Heavy-Bodied**

walls were put in with ultimate conversion in mind. At present, it is used for the storage of two folding beds, on rollers, which are very handy for extra guests.

Space was also available on another side of the room for two more closets, which are equipped with numerous deep shelves, used for the storage of the children's toys and games. One of these has a trapdoor leading through the ceiling into the attic.

In the very nature of a children's playroom, formal furniture is out of the question; so we equipped it with chairs and a small couch and some juvenile-size chairs and tables. A ping-pong table occupies the greater part of one half of the room, and an indoor gymnasium, bolted to the floor, takes the center of the other half.

We have found that this playroom has more than justified the trouble and expense of the necessary alterations to the house. And, strangely enough, the youngsters use it in the summertime almost as much as they use the play-yard outside. Quite often, after they have been put to bed, we use it ourselves, entertaining guests with a ping-pong tournament after dinner. The exercise from such mildly strenuous activity is a splendid protection against the too-rapid expansion of one's *aequator convexus!* But best of all, the children have a place to play in during inclement weather, and that, after all is said and done, is the most important item to be considered.

WE RAN OUT OF MONEY

ELEANOR BAUR COMBS

WE THOUGHT we'd allowed enough margin to finance the additional problems we felt sure would confront us as we remodeled our old house. The trouble was that we reasoned ourselves into so many additional "additions" that we suddenly were confronted with the problem of furnishing our completed home with very little money and some very shabby old furniture.

We'd intended using the old bathroom fixtures in the bathroom, but when it came time to install the old style tub and other fixtures in our remodeled home we decided that for the little additional cost of revamping an old bathroom into a smart asset to our practically new home, it was too bad not to have new fixtures —and so we did. We had to pay for installation anyway.

We thought we wouldn't put in hardwood floors down stairs till later, but our carpenter told us we'd practically double the cost of reflooring by waiting, since there were ten doors that would need to be re-hung and as many door jambs around which the flooring would need to be carefully fitted. And we'd have to refinish either the old floors, or new ones. It was certainly sheer extravagance to do it twice.

THAT was the way it went. Every change or addition we made sounded logical. It was so easy to persuade ourselves that if we didn't build in a fireplace while we built the new chimney, we never would. If we didn't put in new wide windows instead of using the narrow old style ones before we replastered, our house would always be dated. If we didn't do the necessary filling around the foundation (and it required a lot), we'd lose a season or so in getting a lawn and shrubbery started.

We still think we didn't make many false moves in our remodeled home for the amount of money invested. The big trouble was that we couldn't live in our smart bathroom, we couldn't enjoy our fireplace without some cozy lounging units and something had to be done about rugs. There we sat in a practically new house with practically no money and practically no furniture.

We thought we'd extracted full value out of all previously expended dollars, but it was at this point that I think we made every dollar and every piece of shabby furniture do double duty.

There was the old mission style leather chair we'd kept out on the porch for years. Straight of line and sturdy as the oak from which it had been fashioned—but oh! so unattractive. I had mentally cast it into the discard till necessity in the form of an unfurnished den sent forth its S.O.S.

You'd never recognize the old chair, so complete was its rejuvenation. And all by means of five yards of dark green basket-weave slip cover material and a roll of cotton brushed fringe. Slip-covered with the rep in plain tailored lines with a four-inch band, trimmed on both sides with basted-on brushed fringe, and finished with a deep pleated flounce, the old chair truly merits the attention that it gets. Boxed pillows "corded" on the edges with the remainder of the brushed fringe completes the smartness as well as the comfort of this piece of resurrected furniture.

We papered only two rooms to begin with—the living room and the kitchen. The living room because it was so large and the wall spaces seemed so bleak and cold in their new coat of plaster; the kitchen because it required so

THERE'S A NEW WAY OF LIVING

LIGHT *the modern way!*

● **Yes, there is a better way of living, made possible by better materials, better methods and Light . . . the modern way. . . In modern homes springing up all over the country, Owens-Illinois INSULUX Glass Block is showing the way—playing its part in creating brighter and more livable homes.**

Not only does INSULUX light condition the home, but it helps make automatic heating and air conditioning more efficient. . . Then too, INSULUX defies weather—it requires no painting and is easily cleaned. . . Obviously, INSULUX adds beauty to any home. If you are planning to build or remodel, you will want to study the many ideas and suggestions that are to be found in the new INSULUX Glass Block book. It's FREE and will be sent you upon request. Use the coupon. Owens-Illinois Glass Company, Toledo, Ohio.

●

Owens-Illinois Glass Company also manufactures Dust-Stop Replacement-Type Air Filters . . . Fiberglas Industrial Insulation and Power Products . . . World's largest manufacturer of Glass Containers.

OWENS-ILLINOIS *Insulux* GLASS BLOCK

OWENS-ILLINOIS GLASS COMPANY
Industrial and Structural Products Division
Toledo, Ohio

Please send, without obligation on my part, my copy of your booklet on INSULUX Glass Block in residential construction or modernization.

Name_____

Address_____

City_____

County_____ State_____

AH-10



IRON FIREMAN DE LUXE *Heatmaker*

1 Iron Fireman's "electrical brain" *keeps room temperatures exactly where you want them*, day and night. It is always on the job—gives you an extra half hour's sleep every morning—has the house thoroughly warm at getting-up time.

2 See the fire! When the thermostat says "get busy," the bed of softly glowing coals leaps up to a white-hot smokeless flame. You never saw a cleaner, brighter fire. The *Heatmaker* is absolute master of getting all the heat out of low cost coal.

3 Great for air conditioned heating. The *Heatmaker's* ever glowing fire makes it ideal for air-conditioning plants. Even when the burner is not in operation the fuel bed gives off a flow of warmth which prevents sudden temperature changes.

4 No coal handling with the *Coal Flow* model of the *Heatmaker*. Carries coal from bin to fire. No shoveling; you never see the coal. Costs slightly more than the *De Luxe Heatmaker*. Models for anthracite automatically remove the ashes.

Soundest Automatic Heating Value Ever Offered

Makes clean, wholesome, self-regulated heat from low cost coal. Brings to your home the finest automatic heating money can buy, at the lowest cost of any automatic fuel.

The new *Heatmaker* is an investment in comfort and health that you can afford. It's Iron Fireman's finest automatic coal burner, climaxing 15 years of leadership by the world's largest manufacturer of automatic coal firing equipment. It's built right—priced right. You may buy it on easy terms. A *Heatmaker* installation in your present furnace provides what you have always wanted for your home—*luxurious* automatic heat with *economy*.

$220
PLUS FREIGHT AND INSTALLATION
Slightly Higher in Canada
LOW MONTHLY PAYMENTS

Lowest fuel cost of any automatic heating

—say thousands. Our files are overflowing with letters from pleased Iron Fireman owners. They say Iron Fireman ends "skimping" on heat. Gives more and steadier heat than any other kind of firing and at less cost. Ask your dealer to show you letters from Iron Fireman owners near you.

Send for Free Picture Folder illustrating and explaining *De Luxe Heatmaker* and *Coal Flow Heatmaker*. Write name and address on page margin and mail to Iron Fireman, 3054 W. 106th St., Cleveland. **Architects-Engineers:** Send for complete data on more than 100 sizes and models for boilers developing up to 800 h.p.

IRON FIREMAN MANUFACTURING CO., Portland, Ore.; Cleveland; Toronto. DEALERS EVERYWHERE. **Automatic coal firing equipment for homes and commercial boilers developing up to 800 h. p.**

THERE'S BEEN A BIG CHANGE IN MATTRESS BUYING THE PAST TEN YEARS . . and it's all to the good!

Spring-Air

the Mattress that feels so good . . . always

Photographed for Spring-Air in the Bedding Department of Marshall Field & Co., Chicago

To feel finer, look fresher, and live happier — that is why hundreds of thousands of sensible-minded people have turned to Spring-Air. They have found to their great satisfaction that the Guarantee which covers Spring-Air's famous Karr Spring Construction is both the sign of technical excellence and the assurance of unfailing, supremely restful comfort throughout the years. See the new models in both the easy-to-handle Outer-Spring type and the popular Inner-Spring style. Prices from $24.50 to $49.50.

AN EXCEPTIONAL GIFT *To Celebrate Spring-Air's* TENTH ANNIVERSARY

To extend Spring-Air's good will, we offer a Rainbow Collection of 20 Dutch Tulip Bulbs. Latest varieties, no two alike. Bulbs of guaranteed blooming quality, over 9 cm. in diameter. A Certified $1.40 value, which you may have by simply paying 39c to cover the bare cost of handling. There is nothing to buy,— just take your $1.01 Gift Check to the nearest Spring-Air dealer and get your box of tulip bulbs.

SPRING-AIR

General Offices: HOLLAND, MICHIGAN

Canadian Offices: SPRING-AIR, 41 Spruce St., Toronto, Ont

50 Divisions in U. S. and Canada

TAKE THIS $1.01 CHECK TO YOUR SPRING-AIR DEALER WITH 39c TO COVER COST OF HANDLING

Get A GORGEOUS RAINBOW COLLECTION OF BIG-SIZE DUTCH TULIP BULBS

SPRING-AIR MATTRESS 10th Anniversary

This Gift Check with 39c entitles bearer to receive Rainbow Collection of Dutch Tulip Bulbs as outlined above. Not redeemable in Cash. Offer expires October 31, 1938.

No. AH903

Pay to _____

WRITE NAME HERE

$1.01

STREET

CITY AND STATE

IF NO DEALER IS NEAR AT HAND — MAIL TO SPRING-AIR AT HOLLAND, MICH.

Charles D. Karr PRESIDENT

Spring-Air product standards are specified and, through inspection, maintained by the licensor, Charles Karr Company, Holland, Michigan, manufacturer of the spring elements used in completed Spring-Air products.

little paper and that little added such a gay and charming note.

In both rooms I used plaid paper and we, and everyone who comes into our home, love our living room paper. It is a dull yellow horizontal plaid that adds interest to bare wall spaces and yet doesn't seem to crowd the room as a patterned paper might.

We spent fifteen dollars for the paper and its hanging in our two rooms, but we felt that the amount subtracted from our meager furniture budget was money well spent.

I've wanted two or three of those sets of low modern bookshelves one sees every now and then ever since we first began to hear of modern furniture. They've always been more or less prohibitive in price, however, for our housing budget.

Yet there was one corner in our living room that seemed to demand some sort of shelf arrangement. A corner, somewhat apart from the rest of the room where one could drop down outside the "conversation circle" and snatch a few moments with a book, the daily paper or a magazine.

Our only chance for such a corner (until the house budget has a chance to get back on its feet) was makeshift shelves. With the aid of a few clippings, a supply of crude drawings, and a ruler, our carpenter and I planned three sets of shelves, all 36 inches high, all with three adjustable shelves, and all to fit back tight to the wall. Two of these sets of shelves measure 42 inches in length, one 30 inches.

The three sets of shelves were built for slightly less than ten dollars and they form the most desirable corner in the living room—the corner that we've labeled "Dad's Corner" but out of which some one needs most constantly to be routed when Dad appears to claim it. The only drawback to these shelves is that they are in continual confusion because they house everything—radio, mail, games, magazines, and books most in demand. (Shelves in the den house others.)

I had lamented that we couldn't afford some cleverly built-in arrangement, but these shelves, painted to match the woodwork, do form a most satisfactory substitute, and when the time comes for them to be discarded in favor of more permanent ones, they will eventually make excellent bedroom additions.

The adjustable shelf arrangement is the most comfortable fea-



Two inexpensive but lovely last accents in our home: A collection of old amber glass and our most prized home accessory — a lovely red Persian cat

ture about the shelves. It permits the removal of one shelf in the smaller unit to allow space for our small radio, and, by moving the shelves, I can fit in large books, small ones, or leave space for the magazines that

TIME OUT

to think about your bathroom



Planning your bathroom is usually a lifetime decision. So decide on fixtures which add the "smart touch" . . . give you extra utility . . . completely safeguard your health . . . use your bathroom space to best advantage . . . make your bathroom a place you're proud to show.



Notice the smart lines of the *exclusive* T/N one-piece water closet. Seat and reservoir are on the same level, flushing is impressively quiet, and the non-overflow feature takes away the unpleasant threat of damage and messiness. Available in any color you might seek, and priced for the most modest budget. The Winston lavatory, with integral shelf and simplicity of design, is just what's needed to bring out the best in the decorative scheme of your bathroom.

W. A. CASE & SON MFG. CO.
BUFFALO, N. Y.

We will be glad to send you illustrated material to help with your bathroom planning. Write to:
W. A. CASE & SON MFG. CO. Founded 1853
33 Main St., Buffalo, N. Y. Dept. C-108

Have You a Menu Maker?

Is there a Menu Maker in your home? Are you filing The American Home recipes? If not, let us tell you about this famous system designed by the Editor. A postcard to The American Home, 251 Fourth Avenue, New York City will bring you full particulars.

BENNETT *Flexscreen* REG. U.S. PAT. OFF.
FIREPLACE SPARK CURTAINS

New beauty, convenience, safety. Graceful curtains of woven metal glide open and closed. For information and name of local dealer, address—
Bennett Fireplace Co.
1038 Wall St.
Norwich, N. Y.

do have a way of accumulating.

Christmas brought to our house a large round mirror that I was somewhat at a loss to know what to do with until my husband suggested removing one section of a rather unnecessary sectional bookcase, thus dropping its height to 37 inches and placing this unit of bookshelf and mirror along the wall space back of an easy chair facing the davenport which I've placed horizontal to the large window and out from the wall a bit. And so has been added one more unit to our living room. We're at that stage now. Some day soon, however, I hope to slip cover the davenport and chair in plain dark brown rep. Brown, because it will tone in so beautifully with our own yellow paper, and plain because we already have considerable pattern.

I KNEW before we ever unrolled our 11 x 14 foot rug in our 15 x 25 foot living room that it was going to be one of our most awkward problems. Centering the rug in the room left a five- or six-foot expanse at each end of the room that my husband said reminded him of a high school girl in shorts. It did look hopelessly abrupt. Pulling the rug to one end of the room left a barren space that demanded a not too small rug to fill in. That meant another inroad on the budget for which we had failed to allow.

I tried every small rug I had in the house, hoping to chance on a solution, but each in turn had to be rejected because of shape, color or size. I had a small, quite dark, hit-and-miss crocheted rug that wasn't bad in color and I decided to add more crochet. I bought ten yards of dark brown outing flannel, ransacked the rag-bag, and in a week's time I'd re-vamped my small bedroom rug into a fairly respectable living room addition. Of course, it isn't what I'd choose if I could buy a new rug, but it does fit into the space between our davenport and easy chair. It has cost only a dollar and a half for new material and the colors do blend rather softly into the general tone of the room.

And that brings me to what my family calls the "crowning finesse." A huge triple window and two wide single ones break the wall spaces in our 15 x 25 foot living room and by no stretch of imagination could I curtain these windows with any of the has-beens of the old house. These windows simply had to have new curtains. You can imagine the problem I faced when my friends' homes flaunt damasks, expensive homespuns, and blocked linens. I couldn't see my windows curtained with plain net glass curtains—the room demanded accent—and yet the budget turned a cold shoulder every time I men-

YOW! WHY DOESN'T POP GET A RUUD GAS WATER HEATER* —WITH A MONEL TANK?

1938 is a lucky year for people who like their bath water hot—and clean! AND INEXPENSIVE! This year, for the first time, you can get a Ruud Gas Water Heater equipped with a rust proof tank of solid Monel.

That word *solid* is important. It means that the tank is rust proof metal all the way through — not plated, coated or clad. That's why you'll never catch your Monel-tanked Ruud delivering muddy-looking, rust-discolored water. Furthermore—

No rust means lower gas bills! At the bottom of ordinary tanks, an unwanted "insulation" of two or three inches of rust flakes often accumulates and runs up heating costs. But when the tank is Monel, you don't spend one cent warming up layers of rust.

****No rust also means no leaks—and longer life!* The Monel tank is guaranteed in writing against failure or leaks due to rust or corrosion for 20 years. Its "life expectancy" is far longer than that.

Ruud Water Heaters burn gas—the modern economical fuel. Your local gas company, plumber or bottled gas dealer will be glad to give you full information about Ruud Gas Water Heaters with Monel Tanks.



THE INTERNATIONAL NICKEL COMPANY, INC.
73 Wall Street New York, N. Y.

Monel inherits from Nickel its finest qualities—strength, beauty and ability to withstand rust and corrosion. When you specify metals, remember that the addition of Nickel brings toughness, strength, beauty and extra years of service to steels, irons and non-ferrous alloys.

2/3 NICKEL + 1/3 COPPER = MONEL

HOMEOWNERS...
Get This Valuable Gift—
A Big, NEW BOOK on
HOME FURNISHINGS
Absolutely FREE!

The 1938 edition of "Home Furnishings" is just off the press! It contains hundreds of new decoration and furnishing tips—hints on drapes, furniture arrangement, slip covers, closets, etc., helpful ideas for every room in the house. Edited by a nationally known home decoration authority. 82 pages, filled with pictures!
Read on—see how to get this valuable gift free!

We protect property! And we want to make a free inspection of your home for one of the most dangerous property menaces known—termites!

Termites are tiny, wood-eating insects which cause millions of dollars' worth of damage to property each year. You seldom see termites because they work *inside* structural timbers and woodwork, often damaging them beyond repair. The one certain way to detect termites is by expert inspection. Over 500,000 homes and buildings have received our free inspection service.

This is a worker termite—5 times actual size. Works hidden *inside* wood.

Cross-section of termite-eaten timber showing how termite damage is hidden from sight.

Our Offer to You

If you are a homeowner and live in the termite area shown on the map below, we'll send you the valuable book pictured above—absolutely FREE! Furthermore, we'll inspect your property for termites *free and without obligation!*

This is an offer you positively cannot afford to overlook! If your property *is* infested with termites, it will pay you to know it *now!* If no termites are found, you will be relieved from worry. In either case you get both a *free* gift and a *free* termite inspection!

WHAT YOU DO. Simply mail us the information requested in the coupon. Your gift will come by return mail and our Terminix Licensee near you will inspect your property without inconvenience to you. *This offer is for a limited time only!* Take advantage of it now.

TERMINIX *A Division of* E. L. BRUCE CO. Memphis, Tenn.

Terminix is the nation-wide termite control service developed and guaranteed by E. L. Bruce Co., world's largest hardwood flooring maker.

Terminix Division, E. L. Bruce Co.
Box 397-P, Memphis, Tenn.
I own my own home. It is ____ years old.
It has a basement—Yes ☐ No ☐
Please send me my FREE copy of "Home Furnishings," and inspect my property for termites without cost or obligation.

Name _____
Address _____
City _____ State _____

tioned the purchase of the most inexpensive kind of homespuns.

It was in a department store where they showed me brown polka dot glazed chintz that my curtain idea materialized. Brown percale, a flat dark brown, with a scattering of small dots gave the same effect as chintz, and at a much lower cost. Why not substitute this?

And now that they're hanging, we (the entire family) feel somewhat smug about them. They are so practical and against our soft yellow paper they add a "just right" note of color blending and an accent of light and dark that we find both smart and restful. Of course I lined them and made them floor length. I also made them full two yards wide at each side at the triple window so that they might be drawn—and the extra expense of window shades discounted.

The triple windows face a lovely river view with an old arched stone bridge in the distance that is well worth looking at, and so I've shunned glass curtains and resorted to stray bits of amber glass for interest.

We've concentrated on the living room, of course, and with a few black walnut tables, a chest, and two quite unusual old chairs plus our shabby davenport and easy chairs, we're really quite comfortable.

As for the other rooms, we've included bare necessities and are planning to paper each on a budget plan. I'm a firm believer in wallpaper and clever window arrangements as a panacea for all room doldrums. And for inexpensive floor coverings—especially for bedrooms—I'll choose crocheted rugs every time, even though I needs must buy new material occasionally when making them. I own dozens and each one of them I think is lovelier than all of the others.

Ideas for apartment dwellers

[*Continued from page 15*]

day, of course, they are davenports, and very good looking as well as comfortable. By night they become comfortable beds. Serta-Sleeper's "Hampshire," shown on this page, has a "slip cover" which goes over mattress, sheets, and blankets, and zips into place as neatly as if it were permanently upholstered. For those who have tried to solve the problem of where to put the bedding during the day, this is an answer to their prayers! The bedding is always on the bed where it belongs.

Another one of the new ideas for the one-room apartment is a pair of chairs, with table between, which open out to make twin beds. Two of the photographs at the right on page 15 illustrate the idea which has been developed by Pullman. It takes practically no time or strength to convert what appears to be two comfortable lounge chairs into a pair of equally comfortable twin beds!

There is still another convertible sofa-bed which we think will interest you, the one shown in the lower right-hand corner of page 15. This is really not a sofa, but a love seat, and therefore takes up a minimum of space. It makes a very good bed for one person at night. Burton-Dixie make this in a number of different materials and colors.

The Chippendale type of sofa, always a favorite, is now available as a convertible sofa-bed. Simmons' lovely model, with its fine striped covering, can be made into a double bed or two single beds of bed height. A very simple lift-up device makes the shift. It can be had with three separate seat cushions of the famous Beautyrest construction.



● How would you like to cut as much as 25% off each month's fuel bill? You can do it when Silentite "Insulated" Windows are in your home. Owners all over the country tell us so.

Here's the first major improvement in windows in over 300 years. Here's a window that's several times as weather-tight as an ordinary double-hung window—weather-tight because Silentite, made by Curtis, employs a new, superior, patented type of weather-stripping that's built into each window unit at the factory.

There are no cords to break, no weights or pulleys to get out of order. Silentite won't stick, neither will it rattle in any kind of weather. It keeps draft and dust outside, reduces housecleaning bills. And Silentite is a *wood* window, because wood gives lasting satisfaction. It's specially treated with a preservative to add still longer life.

Silentite is easy and economical to install. It's a troubleproof window that costs no more than other properly weather-stripped windows.

Ask any architect, contractor or dealer to tell you why Silentite is a better buy for you. They know Curtis, America's best-known name in woodworking for over 72 years.

Use this coupon to get complete information. If you are interested in casement windows, you'll want to know about the new Curtis Silentite Casement which is also insulated.

★

CURTIS COMPANIES SERVICE BUREAU
Dept. AH 10 Clinton, Iowa

OTHER CURTIS PRODUCTS:
Sectional Kitchen Cabinets • Exterior and Interior Doors • Frames • Trim • Entrances • Moldings Panel Work • Cabinet Work • Mantels • Stairways • Shutters • Screens • Storm Doors and Windows • Garage Doors • Mitertite Door and Window Trim. *Sold throughout the Country by Reliable Dealers.*

CURTIS WOODWORK SILENTITE Pre-Fit "THE INSULATED" WINDOW

CURTIS COMPANIES SERVICE BUREAU
Dept. AH 10 Clinton, Iowa

Please send your book "Curtis Insulated Windows," containing full details on heat-saving and "painless" Silentite Windows. I am planning to Build ☐ Remodel ☐

Name _____
Address _____
City _____ State _____

There is fashion news in period decoration

[*Continued from page 14*]

and desirable. The maple table, from Whitney, is one of the new tea tables we are likely to hear much about before the year is over. These tea tables are somewhat higher than coffee tables, which are usually somewhere in the neighborhood of 16 to 18 inches high. This tea table, with its useful drawer and drop leaves and exquisite lines, is 21 inches high. Just below it is a round pedestal coffee table, rather an unusual and, we think, particularly attractive type. This Imperial table is in mahogany and comes in walnut as well. The little rim around the edge will be appreciated. In a living room where many people are apt to congregate, a nest of tables is really indispensable. The Charles of London set shown, by Mersman, is outstanding for its fine design. Drop leaves give added value to Heywood-Wakefield's lamp table in their Salem maple finish. Note the gracefully tapered legs and the Pembroke type of drop leaves. The last of the tables would be equally at home in the living room or for serving-table use in the dining room. In mahogany, it is noteworthy for its fine inlay and beautifully worked out proportions. This is one of the new occasional pieces made by Drexel, who now are showing a sizable collection of living room tables of a variety of size and shapes.



THIS
FIREPLACE
cuts fuel costs

Build a Heatilator fireplace and cut dollars from your fuel bills. Save weeks of furnace fires on cool spring and fall days. This new-type fireplace actually CIRCULATES HEAT . . . warms every corner of the room and even adjoining rooms.

Quickly heats basement recreation rooms. Ideal for camps—makes them usable weeks longer, even for winter sports.

WILL NOT SMOKE

The Heatilator provides a metal form for the masonry, assuring correct design for smokeless operation. Puts no limit on mantel style. Simplifies construction and saves materials because the fire box, damper, smoke dome and down-draft shelf are all built-in parts.

WRITE for complete details; state if building or re-modeling a fireplace.

HEATILATOR CO.
419 E. Brighton Ave.
Syracuse, N. Y.

Heatilator Fireplace

THE **Wheeling** CORRUGATING COMPANY **TWIN PAIL MAKES CLEANING *Easier!***

Everything needed for washing walls, windows, or shelves can be carried in one trip when you use the handy Wheeling Twin Pail. It is two pails, permanently joined into *one,* with a low, sturdy handle for easy carrying. Hand-Dipped in Dura-Zinc-Alloy, Wheeling's exclusive longer-life coating; and *guaranteed leak-proof.*

NO TUB LIFTING WITH THE WHEELING DRAINATUB

On portable, roll-away stand, with unbreakable drain outlet and durable hose. Also in double tub unit with attachment to fit any wringer.

Wheeling Products are sold only through the retail dealer. Wheeling Corrugating Company, Wheeling, W. Va.

GENUINE WHEELING HAND DIPPED
DURA-ZINC-ALLOY
WHEELING'S EXCLUSIVE LONGER LIFE COATING
GUARANTEED LEAK-PROOF RUST-PROOF

GARDEN CLUBS in OCTOBER

MRS. FRANK E. JONES, President
Kansas Associated Garden Clubs

As the time approaches for "drawing closer to quiet things," the gardener begins to look forward to days of rest and relaxation, when he can enjoy the books and magazines that have been waiting on the shelves during the busy summer season. But before we sit down in our easy chairs, the glory that is autumn has much for us to contemplate.

All members of garden clubs who are physically able to do so, should enjoy some field trips at this time. Select a well-informed leader or carry with you some good nature handbooks to serve as a reliable source of information and enable you to identify the trees, shrubs, birds, and ferns that you encounter. If such trips are impracticable, you may still study the "Fields and Woods of Autumn" at a club meeting. A leaf identification contest would be an interesting feature for such a meeting. Tree and shrub leaves should be mounted and numbered in advance and, of course, the member who does the collecting and arranging must have at hand a correct list of their names. As a prize to be given to the member who identifies the greatest number of leaves, a tree book, a tree picture, or perhaps a tree which could be planted would be quite appropriate.

The sumacs are an important part of autumn's picture, yet how little most of us know about them! Bailey's Cyclopedia of Horticulture lists over thirty-five species and many varieties. Those found in your region would be an interesting subject for discussion. Perhaps the foliage and fruit of several kinds could be obtained and exhibited—with care to avoid those which are poisonous.

The berry-bearing shrubs and vines provide another subject which could be illustrated with specimens at this time. Both the plants of the home garden and those in Nature's garden should be discussed and special attention given to those valuable as source of food for the birds. A study of beautiful foliage effects would include material from a number of trees, shrubs, and vines. There is a most interesting story in the scientific reasons for autumn coloration, if you can get some botanist to tell it in simple language comprehensible to the layman.

If your club members grow

HAVE A FIR-TEX RUMPUS ROOM LIKE THIS



Here is a corner of a large remodeled basement room. The entire cost of the sky blue Fir-Tex Paneling for walls and ceiling was only $49.50.

WHAT'S keeping you from having a play-room, extra bedroom or workshop in your basement? Cost? Remodeling can be surprisingly inexpensive, if you use Fir-Tex Paneling. It goes up in a jiffy and there are your walls and ceiling, all paneled in color! Just one material cost and one application cost—no lath, plaster, wall paper or calcimine required.

Never Cramps Your Style

You can be as hilarious as you please in a room paneled with Fir-Tex. Its sound-deadening air cells absorb most of the noise. Fir-Tex contains millions of air cells per square inch; that's why it's such wonderful insulation, keeping rooms warmer in winter, cooler in summer, quieter all year.

Five Pastel Shades

Apple green, apricot, sky blue, shell pink, ivory. Yet Fir-Tex costs no more than ordinary unfinished insulation board. Washable. Can be repainted or calcimined if desired; already surfaced.

FIR-TEX CUTS FUEL BILLS. This super insulation keeps furnace heat in—cold out.

ADDS TO RESALE VALUE. Buyers gladly pay more for Fir-Tex insulated homes.

DOES 2 JOBS AT 1 COST. Panels as it insulates.

CLEAN AND EASY TO HANDLE. Fir-Tex is a strong, light board, made by felting together thousands of clean, sterilized wood fibers. Self-supporting. Goes up fast. Can be applied over your present walls.

PRACTICAL, PERMANENT. Can't settle. Provides unbroken area of insulation. No thin spots, cracks or knot holes.

ASK YOUR BUILDING SUPPLY DEALER to show you Fir-Tex Paneling and the other Fir-Tex double duty boards: Insulating Lath and Firkote Sheathing. For free catalog, in color, illustrating Fir-Tex' many practical uses, send name and address to Dant & Russell, Inc., national distributors, Porter Building, Portland, Oregon.

ARCHITECTS: See our catalog in Sweet's.

FIR-TEX

Kills 2 birds with 1 stone



INSULATING-BUILDING BOARD . . DOES 2 JOBS AT 1 COST

"I GOT SICK AND TIRED OF BEING A BATHROOM BALANCER"

"I USED TO put on the same act once a day, steadily. Morning after morning, I'd balance apparatus on ledges and faucets. One false move, and down I'd go — into soapy water for plunging comb or sinking toothpaste. I guess I missed a train a week because of the time I wasted. . . . Well, I couldn't go on with *that*. We went out and bought a new lavatory."

"NOW WE HAVE a Kohler Gramercy. It's the grandest lavatory for a pre-breakfast job a man ever had the pleasure to work at. A 4½-inch shelf is built right into it. I've got all the room I need for razor, soap, comb and everything else. The basin is deep; the water comes out of *one* faucet—hot, lukewarm, or cold. Kitty says I'm a lot pleasanter company now!"

• • •

See your Master Plumber about the Kohler Gramercy. Kohler to him means quality. Insist on an all-Kohler job—Kohler fittings for Kohler fixtures. Kohler care and Kohler craftsmanship insure perfect operation. Substitutes don't pay. Write for details of Kohler's F. H. A. Finance Plan and free 4-color booklet, "Planned Plumbing." Kohler Co. *Founded 1873.* Kohler, Wisconsin.

INSIST UPON KOHLER FITTINGS

KOHLER OF KOHLER
PLANNED PLUMBING AND HEATING

Please send me your beautiful 24-page booklet, in 4 handsome colors, containing new plans and color schemes for bathrooms and kitchens. Address: Kohler Co., Dept. I-Q-10, Kohler, Wisconsin.

☐ I EXPECT TO BUILD A HOUSE
☐ I EXPECT TO REMODEL

Name_____

Address_____

dahlias, (and certainly some of them do), feature this lovely autumn flower in an exhibition. Of course the show need not be limited to dahlias, but they might well dominate it. Perhaps the club can visit commercial dahlia fields in your locality, or your most successful growers can explain their growing methods at a regular October meeting.

"Bringing the Garden Indoors" is a timely subject, covering the moving of house plants to the window garden, and the taking of cuttings, which is a task for early October. The aquarium also might be discussed at this time. Too often the right balance between animal and vegetable life is not properly maintained. Before your members fit up their aquariums for the winter, have some one who really knows tell how many fish to keep in a given number of gallons of water, what and how much plant material to use, and all other essential matters pertaining thereto.

Lilies for planting might well be considered, including many of our loveliest varieties. A round table discussion of experiences with lilies is always interesting and helpful. "Potted Bulbs for the Window Garden" will interest many club members, there are so many kinds to talk about, such as Paperwhite narcissus, French and Roman hyacinths, the Chinese sacred-lily, tulips, daffodils, crocus, freesias, and, for the specialists, such subjects as poppy-flowered anemones, ranunculus, ornithogalums, ixias, oxalis, etc. The lily-of-the-valley, while not a bulbous plant, also fits in here because it calls for about the same treatment.

Consideration of bulbs to be planted in the garden is a final, big subject for October discussion. It can be treated as a whole rather generally, or broken into several sub-topics such as: Bulbs for the rock garden; bulbs naturalized in lawns and woodlands; bulbs in the mixed border; correct planting depths; the tulip's remarkable history; classifying the narcissus types; squills, muscari, and other little bulbs; crocuses to usher in the spring; bulbous irises; the bulb industry in America, and so on.

THIS NEW-TYPE PAINT COSTS LESS and *does more for your rooms*

Ideal for fall and winter redecorating because . . . One coat covers . . . Dries in 40 minutes . . . Odorless

FREE Interior Decorators' chart showing wall colors which "go" with favored color combinations of drapes, rugs, upholsteries, etc.

Redecorate walls and ceiling this fall with the ever-popular LUMINALL Paint —more beautiful effects—costs less—quickly applied.

This new-type paint (paste casein) does more for your rooms and furnishings because its pigments are unobscured by oil film. All colors are clear and true, bringing out the full value of your rugs, drapes, upholstery, etc. It makes a great improvement in your lighting on the long winter evenings and dark days to come.

Costs Less Too!

Not only does LUMINALL give you greater beauty but it costs less because one coat covers — a substantial saving on both paint and labor.

A favorite the year 'round, LUMINALL has special advantages for fall and winter painting. It is practically odorless--you are not shut in with offensive or toxic odors. One-coat coverage and 40-minute drying gets the painters out of the house in an amazingly short time. Ask your master painter about it.

Use LUMINALL wherever you use flat paint. Apply on plaster, wallboard, etc. It gives greater beauty to your best rooms; so inexpensive it is a favorite for basement and attic. Sold by an authorized dealer near you. Mail coupon for Interior Decorators' chart — free!

LUMINALL
for All Interiors

NATIONAL CHEMICAL & MFG. CO.
3623 South May St., Chicago

Please send ☐ Interior Decorators' Chart showing how to select wall colors to harmonize with present color schemes of home furnishings. ☐ Literature on "OUTSIDE" LUMINALL, the sensational new synthetic resin paint for exterior masonry.

Name.....

Address.....

Make Yule Logs Now

AILSA CRAIG ROBINSON

If you want to make your own Yule logs for the holidays as the German fishermen did long years ago, now is the time to begin gathering up old newspapers and other absorbent papers to make "joy logs" that will burn brightly in flames of rainbow hues. The process is a simple, inexpensive one requiring about two months time; so the late summer is not too early to start holiday log rolling. Paper Yule logs make a unique gift which cannot be purchased at a store counter—a gift that will be appreciated by the friend who keeps the home fires burning.

The first paper "joy logs" I ever saw were sent to me by a German friend who had made them. I did not expect them to burn more than five minutes and was amazed when their colorful flames lasted more than an hour. Even after the log burned away its embers retained some of the gases and additional fuel blazed with vivid bluish green tints.

Like many other Christmas customs we observe, this one also originated in Germany. The fishermen along the borders of the Baltic sea who were compelled to lay in a supply of firewood for the winter, gathered driftwood along the shores. Many pieces contained bits of corroded copper nails and screws used in the construction of wooden boats. These small pieces of corroded copper, together with salt crystals from the ocean, accounted for the multi-colored flames that leaped into beauty when the driftwood was placed in the fire. Then these simple folk conceived the idea of making logs of paper for gifts. The papers were rolled and tied in the form of logs which were then soaked in a brine. When thoroughly dried they were wrapped in pretty patterned wallpaper or decorated with bits of ribbon and silk, for the ornate Christmas wrappings of today were then unknown. The making of paper Yule logs is also said to be an early custom of New England fishermen.

The modern method of making "joy logs" is to take seven or eight issues of newspaper and wrap them compactly to form logs sixteen to eighteen inches in length. Tie them with a strong cord at both ends and in the middle, to avoid warping. They should not be tied too tightly as the papers swell when soaked in the solution. In one gallon of water dissolve four pounds of blue stone (crystal form), four pounds of copper sulphate (pow-

CANNED WOOD MAKES HOME REPAIRS EASY

Anybody can do a fine job of repairing quickly—**broken chairs, loose casters, holes in wood, nicks, cracks, screw holes, loose drawer pulls, etc.,** with this canned wood that handles like soft putty and quickly hardens into wood you can drive nails and screws into, paint, or carve. Try it. Paint, hardware and 10¢ stores sell PLASTIC WOOD in 10¢, and 25¢ tubes, 35¢ cans.

PLASTIC WOOD

Quick Drying

61

FLOOR VARNISH

Carefree, SLIPLESS floors! NO polishing! Resistant to water. NEW, rich Satin Finish "61" lasts for years on floors, linoleum, furniture, woodwork. At paint stores. Pratt & Lambert-Inc., 63 Tonawanda St., Buffalo, N.Y.

TIME DEALS GENTLY WITH PRATT & LAMBERT PAINT

UNSIGHTLY WALLS MADE GOOD AS NEW

You can easily repair holes in walls with Rutland Patching Plaster. Anyone can make a perfect job with Rutland.

der form), and three pounds of rock salt. The quantities may be varied but not the proportions. The pharmacist may tell you that blue stone and copper sulphate are identical, but use them both. The chemicals will cost about $1.65 cents and a double solution will make eight or ten logs, depending upon the size. Pour the solution into a four- or five-gallon stone jar or wooden keg. Stand as many logs on end as the jar or keg will hold. The solution soaks half way up the logs which necessitates changing them, end for end, every day and stirring up the solution. Gloves should be worn when turning the logs as the chemicals may be injurious to sensitive skins. If more water is needed, add half a gallon the second week but no more thereafter. This soaking process requires about four weeks.

The logs are then removed and laid horizontally on boards or paper in a dry place. The quickest drying method is to place them out in the hot summer sun, although this requires more work as they would have to be brought in at night. Damp weather and dew obviously delay the drying process. A suitable drying place would be a garage or a dry basement room. It will take five or six weeks at least for the logs to dry thoroughly.

As the burning Yule log has from time immemorial been a Christmas custom, these paper Yule logs are appropriate gifts. If lighted with the embers of its predecessor, the Yule log was thought to sanctify the household and protect it against evil spirits.

In some countries the burning of the Yule log is considered a survival of the sun worship of our ancestors and signifies the coming of the warmth of the spring and summer seasons.

MAY WE PRESENT!

A PRACTICAL craftsman—an expert finisher of fine furniture—really understands how to preserve the patina of beautiful woods. Such a man is Mark Jackson, who for years has been making his Jackson of London furniture polish for leading decorators and antique dealers. This polish is now available in most department stores or can be ordered from Mrs. Mark Jackson's Studio. It cleans and polishes at once, makes for a hard finish and, most important of all, leaves no greasy smudges. We feel that we have really found something worthy of your most treasured piece, regardless of the kind of wood. [*Turn to next page*]



● **An efficient insulation material must first be highly effective in stopping the passage of heat . . . and it must be manufactured so that it fits snugly into the spaces it insulates, leaving no "transoms" through which heat can escape. Kimsul* meets these requirements to an unusual degree.**

Made of wood fibers; whose natural resistance to heat is increased by interweaving, creping and laminating; Kimsul's "K" factor (the standard by which the efficiency of insulants is measured) ranks it as one of the most efficient.

Kimsul comes in blankets the right width to fit snugly into standard spaces between studs. Because it is expandable each blanket forms a continuous, *unbroken heat barrier* from top to bottom, as shown at the right. Being pliant as cloth, it likewise fits snugly around door and window frames, and into irregular spaces . . . *completely insulating those openings so often overlooked.*

Whether building or remodeling, the many features of Kimsul mean a job which insures greater comfort . . . winter and summer . . . plus a yearly fuel saving which in many cases soon pays the entire cost.

See that the Insulation you buy meets all these requirements

1 **Efficiency:** Kimsul is made of wood fibers, their natural high resistance to heat increased by interweaving, creping and laminating.

2 **Flexibility:** Kimsul fits snugly. It can be tucked into odd spaces, around windows, electric wires, pipes, etc.

3 **Permanence:** Kimsul is highly resistant to fire, vermin and moisture.

4 **Non-Settling:** Kimsul stays put. Leaves no unprotected spots; will not shred, sift or settle.

**Reg. U. S. & Can. Pat. Off.*

5 **Lightness:** 1000 sq. ft. of Kimsul only weigh 131.5 lbs. It adds practically nothing to the structural load.

6 **Proper Thickness:** One-inch Kimsul provides maximum comfort and fuel savings for the investment.

7 **No Waste:** Every square inch is usable.

8 **Ease of Handling and Installing:** Practically no cutting or fitting when installing Kimsul.

9 **Expandability:** Kimsul speeds up work and reduces installation costs.

Kimberly-Clark Corporation
(Kimsul Division)
Estab. 1872 Neenah, Wis.
122 East 42nd Street, New York
8 South Michigan Avenue, Chicago

Send Free book "Kimsul—Year 'Round Insulation"

Name _____ AH-10

Address _____

City _____ State _____

FIRE
when you're ready



Cool days are coming. Keep your home fires burning. Look in the Classified Telephone Book to find a nearby dealer for these brands

'blue coal'

Automatic Butler Coal Stoker

OLD COMPANY'S LEHIGH ANTHRACITE

KATHLEEN COAL

JEDDO HIGHLAND COAL TONI

LACKAWANNA ANTHRACITE

HOLLAND
Automatic Coal Burners

Kelvinator
Automatic Heating

A basket that disappears

We all know that baskets are common every-day necessities in running a home, especially when we "go to market." To answer our needs, the Metwood Manufacturing Company presents the Fold-Away basket that does just exactly what the name implies and is large and light weight enough to be very practical. It opens easily, and folds up to fit into a drawer or on a handy shelf. Designed without rough edges or protruding points to snag your clothing, these baskets are rectangular in shape and come in black or green baked enamel, crystal wrinkle finish.

Modern incineration at your command

You no longer need to be a millionaire to have a modern incinerator at your service. The Burn-All Incinerator Corporation has a concrete home-size model that can be had for a price within your budget, placed in the back yard, and counted on to last a lifetime. When you consider the advantages of this safe and sanitary disposal of garbage and other waste materials, you can hardly afford to overlook it. There are no odors during the filling period because constant air circulation dries and disinfects the garbage. There is no danger of fire, it will function under any weather conditions, and it takes but a minute to operate—you simply touch a match to the top rubbish, close the hopper door and leave it to burn itself down to mere ashes.

Closet within a closet

Can you imagine hanging six garments in only six inches of space? It is possible with one of the ingenious new Wendell hangers that you attach to a wall or the inside of your closet door. As you see in the photographs, it is a seventeen-inch hanger—until you swing it up out of the way. This is one good way to make an extra closet without tearing down walls.



This is a happy family that found the SURE Way to fuel savings.

Mother is happy
—because the fuel savings made possible by Balsam-Wool SEALED Insulation will put more dollars into her household budget . . . because Balsam-Wool makes those savings *sure* as long as the house stands . . . because Balsam-Wool protection means greater comfort in every room.

Dad is happy
—because Balsam-Wool now costs 50% less to apply . . . because, from the three Balsam-Wool thicknesses he could choose exactly the right one for his insulation needs and his pocketbook . . . because Balsam-Wool provides the moisture barrier that assures permanent efficiency . . . because it is windproof, fire resistant, termite treated and non-settling.

Junior is happy
—because his room won't be chilly this winter . . . because he will have fewer colds . . . because Dad and Mother won't be worried by high fuel bills.

IN YOUR PRESENT HOME
—Balsam-Wool can be applied in the attic at amazingly low cost, assuring lasting comfort and fuel savings under a money-back guarantee. Mail the coupon for full information.

Balsam Wool
SEALED INSULATION

Balsam-Wool . . . Products of Weyerhaeuser . . . Nu-Wood

WOOD CONVERSION COMPANY
Room 114-10, First National Bank Bldg.
St. Paul, Minnesota
Gentlemen:
Please send me further information on Balsam-Wool for ☐ New Construction ☐ My present home

Name.....
Address.....
City..... State.....

More storage space

With summer blankets and other miscellaneous off-season odds and ends to be put away, we find ourselves looking for dust-proof storage space. One solution is a set of these heavy cardboard boxes designed for the purpose and equipped with refillable moth humidors. The floral wallpaper covering is washable and, when not in use, the small boxes fit inside the larger one. Your local department store may have these and other useful E-Z-Do products.

The diary of a handyman

[*Continued from page 82*]

days just how many paint brushes are used once in America and then thrown away. Not deliberately, of course, but the owner, when faced with a second painting job, finds the once-used brush stiff and unusable, throws it away, and buys another. If placed end to end there is no telling to which distant star the line might reach. Personally, I've reformed. I buy a good brush to start with, with long bristles, not short ones. When a paint job has been finished I clean the brushes until they are like new. It is easy enough if you have a system. Into an earthenware bowl I pour about half a pint of naphtha, work a brush in it until I've dissolved much of its paint, then pour the naphtha into an empty paint pot. This process is repeated until, after about three good washings the naphtha no longer shows discoloration. Then I wipe the bristles with a soft rag, shake the brush out and hang it up, having drilled a hole through the tip of the handle when I first bought it. But there is more to the system than this. After pouring the discolored naphtha washings into the spare can, I cover it with a sheet of glass and stand it on the shelf with the partly used cans of paint. By the next time I have brushes to wash, the paint has settled out and the naphtha is

clear, ready for a second use. Only for my final bath of each brush do I use fresh naphtha—for some reason the re-used naphtha leaves the brush a trifle gummy.

Friday, August 26.—Tackled a new job this evening in a craft in which I'm a rank novice. Brought home a roll of jade green linoleum, 24 in. x 10 ft. and ⅛ in. thick—a bit more in width and length than enough to cover the counter shelf extending both ways from the kitchen sink. With it the dealer had included an old cigar box full of the gluiest glue I ever saw, and a length of slaters' felt the size of the linoleum.

Measured one counter shelf with great care as to width and length, finding it a little off the true rectangle. With a pencil and straightedge I transferred the shape to the linoleum. Checked and rechecked, for when you cut linoleum it stays cut. The kitchen floor was my workbench, but when I finally got to cutting with a heavy shoemaker's knife I put a spare board underneath to save the floor. Surprising how many strokes it takes to slice through a mere eighth of an inch—you can't press too hard, or the knife may swerve from the straightedge.

With both counter tops cut and tried in position, I next cut the slaters' felt to the same sizes. It is first glued to the wood counter, and, after drying, serves as the glue base for the linoleum.

That special glue is far too stiff to be put on with a brush. I made a paddle out of a three-eighths-inch board and used the edge of it as a spreader.

Saturday, August 27.—Linoleum as a counter top needs an edging of some sort, both against the wall at back and end and along the front. Found I could buy metal moldings for this purpose, of bright, non-tarnishable surface. The one used at the wall line fastens to the counter by screws and has a slot into which the linoleum fits. Along the front and sink end (there is an open space of two inches between counter and sink apron) the molding is shaped like an inverted "J," the hook end covering the linoleum while screws are driven through the long side into the edge of the wood. Some rather fussy mitering, of course, was called for, so I used a carpenter's

[*Please turn to page 110*]

American Home pilgrimages

[*Continued from page 30*]

ice between Detroit and Buffalo. Small wonder then that by the time Michigan was admitted to the Union in 1837, much had been accomplished toward making the state politically secure, and the lives of its ever-increasing inhabitants safe. The great adversity lay in swamps and bad roads, but even these were being cleaned up, the land reclaimed, and many new highways were built.

Mrs. Clavers tells of the period of land speculation in 1835 and after, her own husband's purpose in coming to Michigan being to found the town that she had the privilege of naming Montacute. Log houses and mansions were standing side by side in the numerous towns and villages throughout the country west of Detroit. Unworthy as the crude, uncomfortable log abode might be from the architectural standpoint, especially as contrasted with the trim, white gabled house with its porch the pronaos of a Greek temple, it nevertheless harbored temporarily the spirit of refinement which would eventually better itself.

"We suddenly came upon a log-house. The underbrush had been entirely cleared away, and the broad expanse before the house looked like a smooth-shaven lawn, deep-shadowed by the fine trees I have mentioned. Gleams of sunset fell on beds of flowers of every hue; curtains of French muslin shaded the narrow windows, and

Just because your house is weather-stripped, don't be too sure you are saving the heating dollars you should. At no cost to you, let a Chamberlin representative examine your present installation and tell you whether or not it is still on the job.

And if your house isn't weather-stripped, get the Chamberlin story. Chamberlin Weather Strips save as much as 20% on fuel. Pay for themselves in a few years. Installation by well-trained mechanics.

Send the coupon for complete information.

WRITE FOR FREE BOOKLET

CHAMBERLIN WEATHER STRIPS

"SINCE 1893—THE STANDARD"

CHAMBERLIN METAL WEATHER STRIP CO.
1280 LaBrosse St., Detroit, Mich.

Please send me information on Chamberlin Weather Strips. My house has ____ windows and ____ doors.

Name _____

Address _____

Holland Can Now INSTALL A FURNACE FOR LESS

Than Any Other Manufacturer

PIPE FOR PIPE . . . CASTING FOR CASTING . . . SIZE FOR SIZE
HOLLAND'S PRICES ARE AMERICA'S LOWEST!



Holland's trained engineer measures every room precisely. Accurately learns heat losses through cracks, glass, walls, etc. He then plans a tailor-made installation to fit your exact heating needs.

The local engineer's plans are then studied by factory engineers. Corrections and improvements are made where necessary. Nothing is overlooked which will help give greater comfort at lower cost.

Finally, the system is installed by Holland's specially trained mechanics. Every detail is personally supervised by the engineer. This makes doubly certain you will get the perfect heat in every room that Holland guarantees!

AND HOLLAND MAKES SURE OF PERFECT HEAT IN EVERY ROOM BY SCIENTIFIC METHODS UNRIVALLED FOR ACCURACY!

BEFORE you buy anything as important as a heating plant, be sure to compare values. Be sure to get the most for your money. Holland welcomes such comparisons because Holland prices will be lowest if all bids are on equal sizes, equal heating capacity, equal quality of materials and comparable efficiency. Remember, a furnace too small for your needs, though first cost is lower, soon becomes a liability, a source of discomfort with high fuel and repair bills for years to come!

Holland became the world's largest company of its kind by giving owners superior service and comfort and saving many dollars yearly in lower operating costs. So, before you buy ANY heating plant, be sure all bids exactly equal Holland's specifications. Yours will be a rare case indeed, if Holland's estimate isn't lowest of all.

3 YEARS TO PAY

Holland's liberal financing makes buying amazingly easy. You virtually make your own terms. Up to 3 years to pay. Why not find out what Holland can do for you, NOW? There's a Holland Branch near you. Consult your phone book, or, if you prefer, mail the coupon.

HOLLAND FURNACE COMPANY
HOLLAND, MICHIGAN

World's Largest Installers of Home Heating and Air Conditioning Systems

HOLLAND FURNACE CO., Dept. AH-10
Holland, Michigan

Rush me information on subject checked below:

☐ Holland Furnaces ☐ Have Engineer Call
☐ Automatic Oil Burners ☐ Automatic Coal Burner
☐ Automatic Furnace Air Conditioner for Oil or Gas

Name .....
Address .....
City ..... *State* .....

do *You* like to change fuses?...



No need to with the . . .

● Thousands of home owners have ended the annoyance of blown fuses by installing a Square D Multi-breakeR. No fuses are needed.

When a short circuit or dangerous overload occurs, the Multi-breakeR automatically cuts off the circuit. A simple movement of the circuit breaker lever restores the current unless trouble still exists. There are no replacement parts.

Neat and compact, the Multi-breakeR can be placed in any convenient wall. For larger homes, one for the circuits on each floor provides the ultimate in convenience since it eliminates the necessity of going to the basement or another floor to restore service.

The cost over ordinary switch and fuse equipment is negligible. Ask your architect or any good electrical contractor about this modern convenience which does so much and costs so little.

SQUARE D COMPANY
DETROIT - MILWAUKEE - LOS ANGELES
IN CANADA: SQUARE D COMPANY (CANADA) LIMITED, TORONTO, ONTARIO

on a rustic seat near the door lay a Spanish guitar, with its broad scarf of blue silk.

"The interior of the house corresponded in part with the impressions I had received from my first glance at the exterior. There was a harp in a recess, and the white-washed log-walls were hung with a variety of cabinet pictures. A tasteful drapery of French chintz partly concealed another recess, closely filled with books; a fowling-piece hung over the chimney, and before a large old-fashioned looking glass stood a French pier-table on which were piled fossil specimens, mosses, vases of flowers, books, pictures, and music. Two young ladies seated on a small sofa near the table, with netting and needlework, were in keeping with the romantic side of the picture."

But attractive as this appeared, Mrs. Clavers saw beneath the surface. She does not hesitate to recount the obvious disadvantages of a life-time of camping out in a log house wherein, if the tiny space on the ground floor partitioned by hanging curtains could be called a bedroom, even that area had to be shared, unless one chose to scramble above to the loft. Moreover, the kitchen facilities of the Pilgrim mothers would not please a woman of the New Republic.

Consequently it was better to endure the tortures of building a decent house, one of those straight-sided oblong buildings, gable to the street, and with a columned portico in front just to be in the mode, and to read Mrs. Clavers' account of the construction is to comprehend how remarkable was it under the circumstances that a worthy architectural heritage appeared so early in the "Wolverine State." Yet it even has its significance for descendants who struggle in contracting a new home today.

"Our own dwelling was to be built at the same time with all those I have mentioned, and materials for the whole were to be brought by land carriage from two to thirty miles. To my inexperienced brain, these undertakings seemed nothing less than gigantic. I used to dream of the pyramids of Egypt and the great wall of China and often thought, during my waking hours, of the 'tower on Shinar's plain,' and employed myself in conjectural comparison between the confusion which punished the projectors of that edifice and the difficulties which beset the builders of Montacute.

"'No brick come yet, sir! Dibble couldn't get no white wood lumber at I.....(thirty miles off,) so he stopt and got what lime there was at Jones'; but they hadn't only four bushels, and they wouldn't burn

DON'T BUY YOUR HEATING SYSTEM

Until AFTER You Have Read This

FREE BOOK



Its 16 Pages Will Help You Select the Right Heating System...the One That Will Insure Years of Comfort

BUYING a heating system is like getting married. If you do it in haste... you're apt to repent at leisure. A heating system is something you'll probably have to live with a long time... *for better or for worse.* So play safe. A little extra thought and care invested now will pay dividends for years to come in satisfaction and long-run economy!

For Comfort You Need... Two Kinds of Heat

For perfect comfort, you need a scientific blend of *both radiant heat and convected heat.* Many heating systems supply convected heat only. Weil-McLain Radiant Comfort Heating provides both. It sends sunlike, radiant warmth out evenly into the lower parts of the room. With this soothing, radiant heat is blended the correct amount of *convected* heat for added warmth and undisturbing motion of air.

Send Now for FREE Book!

This is one story that can't be told in a few well-chosen words. It takes a lot of words... plus pictures... plus diagrams. In simple, understandable language this book tells you about the "dry" and "wet" side of humidifying—why heat should be positioned beneath windows—the benefits of stored heat, and many other facts. Weil-McLain "concealed" radiators that go into the wall and out of the way and the complete line of Weil-McLain Boilers are fully described and illustrated. Send coupon today. Weil-McLain Co., 641 W. Lake Street, Chicago, Ill. Offices in New York City, Erie, Pa., Michigan City, Ind., and distributors in over 75 cities.

Weil-McLain
RADIANT COMFORT **HEATING**
BOILERS • RADIATORS • HUMIDIFIERS

MAIL THIS COUPON NOW!
Weil-McLain Co.
641 W. Lake Street, Chicago
Gentlemen: Please send me a free copy of your catalog AH-62.
Name _____
Address _____
City _____ *State* _____

again till week after next; and that 'ere sash that came from .....is all of three inches too large for the window frames; and them doors was made of such green stuff that they won't go together no how!'

"'Well, you can go on with the roof surely!'

"'Why, so we could; but you know, sir, oak-shingle wouldn't answer for the mill, and there's no pine shingle short of Detroit.'

"'Can't the dwelling house be raised today then?'

"'Why we calc'lated to raise today, sir; but that fellow never came to dig the cellar.'

"'Go on with the blacksmith's shop, then, since nothing else can be done.'

"'Yes, sir, certainly. Shall we take that best white wood siding? For you know the oak siding never came from Tacker's mill?'

"'Send Thomson for it, then.'

"'Well, Thomson's best horse is so lame that he can't use him today, and the other is a drawin' timber for the dam.'

"'Let John go with my horses.'

"'John's wife's sick, and he's got your horses and gone for the doctor.'"

In spite of such difficulties did beautiful houses arise in Michigan, emulating classic architecture in its feeling for proportion and clarity of design. Perhaps more than any other locality in the United States it perfected the front portico, or prostyle, temple-home, in contrast to the peripteral Southern mansion having columns entirely around the house.

However, that phase of the Greek Revival mode which called for wings added to either side of the main block was frequently practised. In the Dexter house, at Dexter not far northwest of Ann Arbor, the great portico is Doric of refined proportions, unusual for Michigan because it is six columns wide (hexastyle). Increasing the amplitude of the house further are small porches with Doric columns on the side of the main mass leading into right angle wings. This is considered doubtless the most imposing of the old Michigan houses.

The subtleties of classic architecture lie in the adjustment of column diameters and intercolumniations to column heights and the additional superposed areas of entablature and pediment, all in relation to the general mass of the house. A variety of appearances result according to the order used, the Doric with its suave, fluted columns, simple capitals, and broadly surfaced entablature being generally regarded as masculine, and the Ionic feminine, due to graceful curves in column and voluted capitals, and finely denticulated entablature.

A house like that of Judge

Robert S. Wilson's, Ann Arbor, exemplifies a most correct and chaste version of Greek architecture, having four Ionic columns (tetrastyle) rising two stories to uphold a superstructure perfect in detail and proportion. It is a reference to the absence of wings in addition to this general finesse that made Fiske Kimball state in an essay, "The Old Houses of Michigan," and "it is the Temple of the Wingless Victory."

Ann Arbor as the seat of the state university so established in 1841, to which it is said the organizer, Judge Woodward, wished to give a Greek appellation, the Catholepistemiad, probably was an important source for the dissemination of the Greek style. The university had buildings with porticoes mindful of the University of Virginia where Jefferson, between 1819 and 1825, caused temple-dwellings to be created for the professors.

The Anderson house in Ann Arbor demonstrates a significant variation as to small dwellings. Instead of circular columns, square piers were used, doubtless derived from the pilasters at the corners of the house (antae), or at the doorways, which had partial capitals. The portico thus formed is only one story high but the entablature is enlarged so that small windows appear in the frieze screened by beautifully patterned iron gratings. Altogether the whole is typically American in its rendition of Greek design problems in a way of its own.

A one-story portico of complex beauty is that on the Sinclair house, Ann Arbor. The Ionic columns and slender piers between them are subtly used to send the eyes back to the entrance door where columns *in antis* uphold a "broken" architrave that in its detail is masterfully handled.

That both one-story and two-story classic houses have definite charm cannot be learned more easily than to consider the houses of C. W. Brooks and H. C. Brooks respectively, both located in Marshall near Battle Creek. The low proportions of the portico with its large-size columns fronting the smaller of the houses symbolizes it as a haven of strong security, while the mansion with its five columned facade (pentastyle) expresses elegant propriety. The Ballard house in Ypsilanti possesses much the same spirit, although in a large Doric manner.

In Tecumseh, southwest of Ann Arbor, is the Anderson residence, involving many of the elements of the Greek Revival type of architecture, yet obviously a departure from the temple idea. However, it is important as regards volume design, the cupola canceling the longitudinal axis, and through a centralized arrangement producing a vertical meaning (which octagon and circular buildings were to express more obviously and completely later on). The complete simplification of details in broad effects led to utter cancellation of curved moldings with a reliance on square trim and chamfered edges.

So it is to be hoped that this brilliant building tradition of Michigan in its early days will be preserved, so very different were its beginnings and aspirations from the colonial origins of either the East or West Coasts. Saturated with a love of liberty and democracy, the people were not bound by religious sentiments, nor sub-servient to a king across the water, and would suffer absolutely no domination of Colonial forms. Their own development was concerned; they were free individuals.

As Mrs. Clavers sensibly pointed out in more homely fashion regarding forcedly democratic, domestic relations: "However, we may justify certain exclusive habits in populous places, they are strikingly and confessedly ridiculous in the wilderness. What can be more absurd than a feeling of proud distinction, when a stray spark of fire, a sudden illness, or a day's centretemps, may throw you entirely upon the kindness of your humblest neighbor? If I treat Mrs. Timson with neglect today, can I with any face borrow her broom tomorrow? And what would become of us, in revenge for my declining her invitation to tea this afternoon, should she decline to do my washing on Monday?"

Pooler, Georgia, starts a garden club!

[*Continued from page 44*]

redbud, althea, crabapple, winterberry, spanish bayonet, and many other kinds of trees and shrubs were planted along the roadside. All were given by members or friends, except those brought from the neighboring woods. The Beautification Committee located the trees and the State Highway Board furnished trucks and labor to dig, haul, and reset them under the committee's supervision, as per agreement.

Just back of the main street, the Central of Georgia Railroad passes through the town. On one side, the back yards adjoin the railroad right-of-way; on the other, the homes and front yards face this unsightly view. When this deplorable condition was discussed at a meeting of the club, it was suggested that a hedge be planted across the back yards, but just on the edge of the railroad property. At once a com-

How to be MORE comfortable with LESS fuel

Get the facts about Gimco "Wall-Thick" Rock Wool Insulation
No remodeling
Takes but a few hours
Convenient terms

Enthusiastic homeowners everywhere are amazed at the way Gimco "Wall-Thick" Rock Wool Insulation keeps heat in the home . . . retards its escape through walls and ceilings. Makes every fuel dollar go farther. Substantial savings reported for all types of homes.

"Wall-Thick" Gimco gives you insulation equal to a 10-foot concrete wall! Yet Gimco takes but a short time to install in any type home. No fuss . . . no bother. Terms as low as a few cents per day can be arranged.

And in the summer, Gimco keeps your home up to 15° cooler! Insulate your home with Gimco now . . . let your fuel savings pay for its cost . . . then, make a real fuel saving *every* year while enjoying a more comfortable, healthier home! Send coupon below today.



SKILLED ENGINEERS make every Gimco installation . . . completely fill empty spaces over top floor ceilings and in side walls.

NO ALTERATIONS. Shingle, brick, stucco or frame houses are quickly insulated with Gimco . . . from the outside.



GIMCO SEALAL BATS are "Wall-Thick". Quickly applied throughout new homes . . . available with a vaporproof paper backing.

FOR NEW HOMES, Gimco Sealal Bats stop more heat, yet actually cost less than many thinner types of material.

New Illustrated Book FREE
Gives insulating facts every homeowner should know.
MAIL COUPON NOW!

Gimco
ROCK WOOL HOUSE INSULATION
Made by the world's largest exclusive manufacturers of rock wool products

General Insulating & Mfg. Co.
Dept. D, Alexandria, Indiana
Please send me *free* copy of illustrated book on home insulation. I am interested in insulation for:
☐ Present Home ☐ New Home

*Name*_____
*Address*_____
*City*_____ *State*_____

I USED TO HATE THIS JOB TILL I FOUND SANI-FLUSH

It's no fun to scrub and scour a toilet. But it must be kept clean. A speck of dirt breeds dangerous germs. A dirty toilet has an offensive odor. A stained toilet is unsightly, and unnecessary.

SANI-FLUSH is made scientifically to clean toilets. Just sprinkle a little in the bowl. (Follow directions on the can.) Flush the toilet. See stains and streaks vanish. Germs are killed. Odors are banished. The bowl sparkles like new. SANI-FLUSH cannot injure plumbing connections. It is also effective for cleaning automobile radiators (directions on can). Sold by grocery, drug, hardware, and five-and-ten-cent stores. 25c and 10c sizes. The Hygienic Products Co., Canton, O.

Sani-Flush

CLEANS TOILET BOWLS WITHOUT SCOURING

Colonial Pine Stain

Gives to new pine the color, texture and finish of real old pine with one application

Send for circular.

COLONIAL STAIN COMPANY

157 Federal Street Boston, Mass.

MERKLE

BROOMS

mittee was appointed to approach and confer with the Central of Georgia; a prominent visitor from Savannah donated rooted hedge plants, which the Town Council agreed to haul. Returning from its successful meeting with the railroad company armed with an indefinite lease to the needed strip of land, the Hedge Committee soon had the hedge plants settled in their new abode, where, in a few years, they will form a dense screen for the back yard owners and a pleasant view for the front yarders.

THE high spot in any garden club's program is, of course, the Flower Show, and in 1934 the Pooler Garden Club began to make plans for one. A few of the members had exhibited at other shows, but none had ever planned and staged an exhibition. However, all entered into the task with the greatest courage and enthusiasm, determined to make their first show a success. They felt that a silver cup as a sweepstakes prize would create interest, and the citizens of Pooler made this possible, donating funds for the cup. It was decided to give living plants as prizes in each class and as the school building was available, the show was staged in one of the largest rooms. As an added attraction, the children of the school presented a May Festival under the direction of their principal. The show and festival proved a marked success, attracting many visitors; in fact, it was conceded to be the largest flower show held in Chatham County.

The club then decided to hold a miniature flower show at each monthly meeting, members being urged to bring entries which were placed around in the home where the meeting was held, thus relieving the hostess of the need of providing decorations for the occasion. A number was given each entry but, instead of having judges rate them, the members were invited to walk around, inspect the flowers, and cast their votes for the arrangement they liked best. A record was kept of the monthly winners, and, at the end of the club year, the member with the highest score received a prize paid for out of a fund obtained by assessing each losing member one penny at each meeting. This, too, has become a regular thing, the prize being usually a flower container.

Last year, however, a slightly new plan was adopted. The voting and financing remained as before, but the members were directed to vote for three entries; first to receive five points; second, three points; and third, four points. Increased interest in the monthly contests was quickly noticed and the club officials again

One-piece, crack-proof walls in PRECISION-BUILT HOMES

Built in 30 days

Precision-Built homes are built in 30 days—or less; you save both time and money; you use FHA or Mortgage Loan, if desired. Yet this means nothing, unless the finished home—after you move in—is truly a joy to live in. These homes are.

In appearance, there is no difference between a Precision-Built house and one built by the usual methods. In performance, there is a world of difference.

Your Precision-Built home will stay "new" longer, because the interior finish (under the paper or paint) is Homasote. This is the oldest and strongest insulating and building board on the market. It comes in big sheets (up to 8′ x 14′)—which means one-piece walls and ceilings; no unnecessary batten strips; no unsightly wall joints; no waiting for plaster to dry; and *no cracks*, now or later.

At the same time, Homasote provides double insulation for your home—making it warmer in Winter, cooler in Summer. And because Homasote permanently resists water, your insulation efficiency will never be impaired by moisture absorption.

There are many things you should know about Precision-Built construction. Let us send you the details—show you how you get the house you want (*any size or design*) in less time, at less cost and with lower upkeep thereafter. Write today.

Weatherproof

HOMASOTE

Insulating and Building Board

HOMASOTE COMPANY, Trenton, N. J.

Send Free folders on ☐ Ideas for Modernizing Precision-Built Homes ☐ $2500 ☐ $3500 ☐ $4500 ☐ $5000 and up

Also full facts about

☐ Homasote Panels ☐ Panelyzed Insulation ☐ Thermasote Sheathing (Wood-textured)

*Name*_____

*Address*_____

39

recorded successful achievement.

For Christmas, 1934, the Garden Club sponsored a "Tree of Light" for the community. A beautiful pine tree was placed in a central square and lighted for a week at a total cost of twenty-five dollars. (A member of the club allowed the lights to be connected to her meter, the club agreeing to pay the difference on her light bill, and an "electrical" friend made the necessary connections.) The children and adults met around the tree on Christmas Eve to sing the old familiar carols. More bulbs were bought in 1935 at an additional cost of ten dollars, and in 1936 three dollars was spent for replacements. The development of a fine community spirit was felt more than to justify the amount spent, and the Club has decided to make the Tree of Light a permanent annual affair.

In 1935, lighted trees outside homes and places of business were advocated. A double outdoor lighting set was donated by the local electric company for the most beautiful tree, and in 1936, first, second, and third prizes were offered by the club. It is hoped to make this an annual community affair, also.

STILL another project of the Garden Club, and one that has evoked wide-spread interest, is a twenty-acre bird sanctuary, over which it has supervision. For this purpose a member of the club dedicated her home and its surrounding grounds, and since the club accepted its responsibility more than one hundred and fifty seed-bearing shrubs have been set out on the property; it is planned to add more each year. Last spring, the club sponsored a Bird House Contest in the public school, offering three sets of carpenter tools as prizes, the houses being afterward placed at suitable sites over the sanctuary. This aroused great interest in birds, not only among the boys, but also among the girls, who, to the surprise and delight of the club members, made and exhibited a

To the Editor of
THE AMERICAN HOME:

The article, "Pooler, Ga., Starts a Garden Club" by J. L. Herrin, is one of the best I have ever read. I feel that it shows clearly the influence of the garden club on community life, that it should be of tremendous interest to readers of your magazine, and that it should help stimulate the organizing of new clubs. LOUISE B. (Mrs. Donald Madison) HASTINGS, President, Garden Clubs of Georgia.

number of houses. One little girl's wren house even captured a prize, to the boys' chagrin! The school children are taken on tours through the sanctuary from time to time to observe the birds nesting in the homes they built.

Looking about for further improvements it might make in Pooler, the Garden Club next interested another property owner in dedicating a lovely plot of ground for a park and playground for the children. Mrs. Donald Shearouse, being made chairman of the Park Committee, obtained generous donations of lumber from her husband, who is a large sawmill operator. The County Commissioners again came to the rescue with skilled convict labor, and turned the lumber into swings, slides, and benches. All underbrush was cleared away, sand piles were built and later small trellises were erected across the front of the park for native Cherokee roses to climb upon. The Town Council provided two sanitary comfort stations for the convenience of the small children.

By the time the second flower show was staged in the school building in May, 1935, the Garden Club was sponsoring a Junior Garden Club which made a most creditable showing in the room set aside for it. A miniature silver cup was provided as the youngsters' sweepstakes prize. Last season another step was taken when a Baby Junior Garden Club was organized; none of the children in it is over ten years old, but they are doing good work. The importance of this kind of work among children cannot be over emphasized; when the children of any community become flower conscious, one of the big problems of street and roadside beautification is solved.

The third and fourth flower shows are now history and each succeeding exhibition has been an improvement on its predecessor, proof beyond argument that they are educational as well as inspirational. Members of the club are studying flower arrangement at home, attending lectures on the subject whenever possible, and besieging the Public Library for all available literature on shows, gardens, and flowers. Seed catalogues are pored over in search of new, outstanding species, and experiments are being made with the greatest secrecy in the hope of astounding fellow-members and the judges!

All these activities are examples of what any successful garden club should accomplish, but the wide-awake Garden Club of Pooler feels that it must always be working on some major project for the betterment of the town. In 1936, it began an agitation for telephones and adequate bus transportation. The Southern Bell Telephone Company was presented with a petition bearing the signatures of twenty-five prospective telephone subscribers, with the result that an automatic dial telephone system was in operation by January, 1937. The matter of transportation was taken up with a large bus company, and soon a new, local line was routed through Pooler, a modern filling station with sanitary rest rooms being designated as an official bus station. The enlarged daily schedule to and from Savannah has proved quite an economic improvement, as most of the working people living in Pooler make their livelihood in the city.

For 1938 two major projects were contemplated; one a permanent tennis court, which is being started as this is written. The other, a Garden Center building, is still in the hazy distance, but land has already been offered the club, if it can finance the building program, so . . . who knows?

These are only a few highlights in the annals of a garden club organized in a small town only four years ago. True, the field of such a club is wider in the small

YOU WON'T NEED THESE

TO SET UP YOUR HODGSON CAMP HOUSE

Your Hodgson Camp is delivered with doors hung, windows milled, rustless hardware attached, pine floors already laid in easy-to-handle sections. Simply bolt these parts tightly together with special Hodgson bolts, and you have a snug cottage for this fall . . . and a lifetime. Sturdy, comfortable, and weather-proof against rain, wind or snow. Exteriors are made of oiled cedar. Safe from rot. Need no paint. $200 up. Extra rooms easily added. Write for Catalog AX-10—also shows year-round homes, garden houses, kennels, etc.

E. F. Hodgson Co., 1108 Commonwealth Ave., Boston; 730 Fifth Ave., New York
Over 40 years of prefabrication experience

DO YOU HATE TO HAVE YOUR GUESTS SEE YOUR BATHROOM?

Brave little guest towels cannot lure eyes away from the ponderous lines of old-fashioned plumbing fixtures. Especially when so many of your friends have smart, modern bathrooms.

But today there is something entirely new in fixtures: Formed Metal Plumbing Ware. Made of porcelain enamel firmly fused on a base of Armco Ingot Iron, they have one-third the weight and twice the strength of the old-fashioned fixtures. This strong, pliable metal is formed into graceful, streamlined designs. And the gleaming, acid-resisting finish has a beautiful high glaze that lasts.

Let your architect, contractor or master plumber modernize your bathroom with pastel-colored Formed Metal Plumbing Ware. Look for the Armco triangle when you buy—your assurance of lasting beauty in all things porcelain enamel.

ARMCO INGOT IRON

PORCELAIN ENAMEL ON ARMCO INGOT IRON

MAIL COUPON FOR FREE BOOKLET giving dozens of practical short-cuts in housework. 36 pages. Lots of pictures of new products in porcelain enamel. And a handy postage-free card in the back of the book, ready to be checked and mailed for more information about the handsome products illustrated.

THE AMERICAN ROLLING MILL COMPANY
2471 Curtis Street, Middletown, Ohio

Please send me, free, the 36-page booklet, "Should Husbands Keep House?"

Name_____

Address_____

City_____ State_____

Suppose your home should burn TONIGHT!

FREE

Household Inventory Booklet

YOUR fire insurance policy states that if there is a fire on your premises you "shall furnish a complete inventory of the destroyed, damaged and undamaged property."

Has it occurred to you how difficult it would be to prepare such a list *after* a fire? Many items would undoubtedly be forgotten until after your claim was paid and you signed a release!

Make this listing *before* the fire occurs. And since you don't know how soon it will come, do it as soon as possible.

To make it easy for you, we offer you a special booklet for listing your possessions. It points out items most frequently overlooked. Write for yours now.

THE AMERICAN INSURANCE GROUP

NEWARK, NEW JERSEY

THE AMERICAN INSURANCE GROUP
15 Washington St. (Dept. 0714)
Newark, N. J.

Without charge or obligation, please send me your Household Inventory Booklet.

*Name*_____

*Street*_____

*City*_____ *State*_____

MAKE YOUR OWN

Raised-Letter Stationery

With this unique Steel-Die Embosser your name and address, monogram or initial is quickly impressed in distinguished raised letters on your favorite note paper and envelopes. Far more beautiful than printing and costs much less. Will not cut paper. Personal embosser, lifetime guarantee, $2 up.

NOTARY, CORPORATE LODGE SEALS, $3.60 UP

Write for free style sheet showing wide range of lettering, initial and seal designs for hand and desk models. ORDERS SHIPPED DAY RECEIVED. Sold also by many stationers and department stores.

ROOVERS EMBOSSERS
1415 37th St., Brooklyn, N. Y.

town than in larger cities where there are many civic-minded organizations. The manager of a bus company said that the Pooler Garden Club must take the place of a Junior Chamber of Commerce and that seems to be a good definition for any wide-awake small town garden club. Practically all civic and community projects can be sponsored by such a group and what this one has accomplished can be duplicated and even improved upon in any little town containing a handful of energetic women. Just think what it would mean if every woman became imbued with the idea of beautifying and improving the town in which she lives!

The small town is the major problem of beautification facing not only Georgia, but the whole United States. When these towns are once awakened to their drabness, to their painful similarity; to their broken-down fences, their prominent, unsanitary toilets, and their unpainted homes; when they overcome the obstacle of the lack of money with which to make permanent improvements, by covering and softening their eyesores with native evergreens, gay flowers, and clinging vines, then we shall have made the first step toward a more beautiful state and nation.

Hitch your house to a garden!

[*Continued from page 17*]

and above the third, the odd-size window that had been taken out of the living room when the doorway was cut.

Directly opposite this doorway and facing the garden are two large-paned windows that extend along the entire side of the room and these together with the glass door bring in the garden view. In warm weather a small picket gate is put across the opening to carry out further the enclosed patio idea.

On the left side wall additional windows that extend from the ceiling to a foot above the floor bring in more of the garden setting. Horizontal siding has been used for the side wall which backs on the living room. Grooved pine forms the ceiling. All the wood has been painted an antique white which was a happy choice for the informal character of the room, and one that blends perfectly with the soft red coloring of the used bricks.

Mrs. Beaman decided that the furnishing should be kept simple and has used no draperies or shades at the windows so that none of the view is shut out. An old-fashioned walnut table and antique chairs seem just right for this type of room. To give color, she has put bright bits of glass and pieces of lovely china in her cupboard and brass and copper pieces on the shelf ledges provided by the brick wainscoting. The cost of the room was approximately $100, and if you are as clever as the Beamans you can duplicate their achievement. Mrs. Beaman planned the room, and Mr. Beaman, who is a home craftsman extraordinary, carried it to completion.

Do you know all about INSULATION?



Will insulation return its cost in fuel savings? How can insulation stop wintry drafts? Questions like these are answered simply and honestly in a new booklet about Home Insulation. It tells you how to test Eagle Insulation—actually prove that this mineral wool is fireproof, water repellent and an efficient obstacle to the passage of heat and cold.

Budgeteers will be interested to learn how economically homes can be completely insulated with Eagle Insulation. Without building alterations, you can have a thick lining of this fireproof mineral wool blown into walls and attic.

Eagle Insulation provides maximum year-round comfort because of its thermal efficiency. Winter fuel savings, alone, will soon repay the cost.

Send for this new Insulation Booklet. No obligation. Mail the coupon today. Or look in the phone book for name of authorized Eagle Insulation Contractor in your city.

EAGLE INSULATION for Homes

COPR. 1938 EAGLE-PICHER

The Eagle-Picher Lead Company
Dept. AH-10, Temple Bar Building
Cincinnati, Ohio.

Please send me the new booklet, "It's Different," which tells all about Eagle Insulation.

*Name*_____

*Address*_____

*City*_____ *State*_____

Is a tree worth it?

[*Continued from page 25*]

1. *The disposition of every tree should be decided before, not after, the final plans are drawn and the specifications written.* This means that you should know exactly which trees and shrubs are to be destroyed and which are to be let alone. Unless you know more than most people about trees, the wisest procedure will be to call in a competent nurseryman or tree surgeon and go over the lot with him. Such a man can tell readily which trees are worth saving. If you see him early in the game you will be spared the embarrassment of focussing your living room windows on trees which are soon to die, or on worthless, though vigorous, growths. The tree expert also can advise you about grading, so that you do not lose trees by root exposure or suffocation.

2. *The plans and specifications should indicate clearly what is to be done with the trees.* Unless they do, your architect and contractor will have an "out" if things go wrong. With trees—just as with the house itself—most troubles spring from inadequate planning. So have your architect locate on the plot plan (the one showing the position of your house on the lot) every tree which you wish left standing. These should also be referred to in the specifications as follows: "All trees indicated on the accompanying plot plan shall be left standing, free from chafing, breaking, cutting, or other injury, unless definite instructions to the contrary are given in these specifications or in writing by the owner."

The trees which are to come down should also be defined in the specifications, either by description—"The two beeches standing six feet east of the west boundary line and five feet south of the north boundary line"—or by some distinguishing mark such as: "No tree shall be removed unless it bears a mark to that effect which was affixed in the presence of the owner."

The best way to make a mark is to "girdle" the tree completely

around, somewhere near eye-level. Then no witless axman can plead that he "thought all the time that the mark was on the other side." Even the trees inside the foundation lines should be marked. This may seem silly, but it is good to accustom the workmen to the idea, and there is no better place to start. Besides, this will protect the trees which stand near the foundation lines, but not within them.

3. *The method of tree removal should be specified.* The simplest way to handle this is to require that all trees be felled, or prepared for felling, by a tree man acceptable to both contractor and owner. He will see that the branches are removed and the tall trunk topped, and that the proper side is notched to make it fall away from the house if a hurricane comes. Although you may engage the best tree expert in the country, he may be ill or on vacation when the time comes to drop your trees; and you may not share his confidence in his helper. So go the rest of the way

So valued was this noble tulip-tree that the owner had a copper-sheathed recess made just to accommodate it

for your trees' sake and specify further that "No tree is to be felled save in the presence of the owner."

4. *To remove the tree expert from the sphere of bargaining, incorporate an allowance for his services in the specifications and in the contract with the builder.* If the bidding is competitive, this course will assure you that all the contractors have made the same allowance for this important work. Incidentally, let the tree man fix the allowance. Otherwise the amount allowed may be inadequate, and you will have another "extra" to be added to the total cost.

5. *By close supervision and frequent inspection, guard your trees against other building hazards.* These "other hazards" are numerous. Trucks loaded with materials may jog over exposed roots, or dump brick and stone against unprotected trunks. Cement blocks, bundles of shingles or slates, etc., are often leaned against trees. Ditches are run to septic tanks and dry wells without thought of the root growth disturbed or severed. But the worst hazard of all is fire, frequently present when the ground is being cleared of leaves and brush. If the flames get out of hand, the trees may be ruined. Here again the owner's presence is desirable. He should see that no ground is "burned off" unless the space around every tree has been raked clear of leaves and dead grass.

There is always a bonfire near a building in course of construction. Determine its location in advance yourself, and see that it is ringed with large stones and safely far from inflammable ground cover.

6. *Have a clear understanding about stumps.* The stock phrase, "lawn to be graded ready for seed" does not include removing stumps, as we discovered to our sorrow. Unless you want sad tree remnants disfiguring your greensward, be sure to specify that all stumps are to be taken out—*and carted away*—by the contractor. That emphasized provision is important; everybody wants firewood, but nobody ever cares for a stump. You can't split it, and to burn it takes months, if not years. In the end, you probably will pay to have any stumps carted to the dump. So you might as well put the cost in the contract and get it over with.

7. *Be clear, also, about the disposition of burnable wood from the trees felled and branches removed.* If you wish to keep this wood for your own hearth, say so in the specifications. In that event, state that the logs shall be sawed into proper lengths, split to usable size, and piled where you specify. You won't want to move four or five cords of wood from one end of the lot to the other, or hire some one to do it, after the tree crew is paid off. If you want only a portion of the wood, specify which kind you want and how much. The rest can go, in lieu of cash payment, to the men who saw it up and cart it away.

All these precautions take time and trouble, but they pay in the long run. The entire counsel boils down to this: (1) Be advised and served by a competent tree expert. (2) Know exactly what you wish to have done with every tree; communicate that knowledge to the contractor, and make the instructions binding; and see that your wishes are carried out as specified. Is a tree worth it? Ask a man who lost one!

There's a Ballard for every Budget

Abundance of warmth through the winter—and a handsome saving on fuel bills!

That's what it means to her dad when the technical experts say: "More B. T. U.'s with Ballard." For dad studied physics in high school. He remembers that B.T.U.'s (British Thermal Units) are the engineers' standard of heat measurement.

When you get a Ballard, you'll be proud of it not only for its superior heating efficiency, but also because it's unexcelled as a precision heating machine. It's so remarkably dependable—so unusually trouble-free. Far sturdier than ordinary oil-burners, it can be counted on for extra long years of service.

Most important of all, Ballard is backed by the experience of the greatest manufacturer in the field of oil-heating and air-conditioning.

With all its advantages, Ballard costs no more than ordinary *good* oil-burners. You owe it to yourself—to your family—to learn more about Ballard and what Ballard heating can mean to you. Send coupon below for complete information.

Attention, Dealers! For Ballard dealer plan, write to address below.

BALLARD OIL BURNER DIVISION
Gilbert & Barker Manufacturing Co. Springfield, Mass.

Ballard Oil Burner. Unexcelled in efficiency, dependability and economical operation. The Ballard Oil Burner is obtainable in 4 standard models.



Ballard Automatic Boiler Unit (oil fired). Efficient, compact and handsome. Comes in 8 standard models to meet heating requirements of every home.



Ballard Conditioned Warm Air Unit. Heats, cleans, humidifies and circulates a steady flow of healthfully conditioned air. Standard models to meet any heating problem.

MAIL THIS COUPON TODAY

BALLARD OIL BURNER DIVISION, A-1009
Gilbert & Barker Mfg. Co.
Springfield, Mass.
Please send me your free booklet on Ballard Oil Heating.

Name_____

Address_____

Dependable Bulbs

FROM A

DEPENDABLE FIRM

In the first place, it's a well known fact, that Wayside has but the one grade—the top size—top quality. Frankly, all of them are not grown in Holland. Those that are best grown there, we import in large numbers, direct from the largest growers. Those which it has been proven we can produce better ourselves, over here, these we offer you.

Although Wayside has earned a reputation for having first offerings, of the new varieties, and the rare and little known ones, we always also have for you at this time of year, all the best standard varieties, in Tulips and Daffodils.

The Catalog offers some fine new Iris, rare Oriental Poppies, Tree Peonies, new Roses. Send for it.

Special Offer of
Daffodils for Naturalizing
25 Bulbs for **$1.75**
50 Bulbs for **$3.25**
100 Bulbs for **$6.00**

Wayside Gardens
Imported Dutch Bulbs
Pat. Reg.
12 Mentor Ave., Mentor, Ohio

Beauty from Bulbs

holds Great News for every owner of a flower garden, large or small.... Offering the World's Gold Medal Flower Bulbs for Fall planting, at prices no higher than ordinary bulbs.... Choicest products of Holland and other foreign countries.... Gorgeous color photo reproductions with helpful planting diagrams.

Scheepers' Flower Bulbs have long dominated the displays in the finest gardens of America. Over 100 Highest Awards for Superior Merit.

"Beauty from Bulbs" will delight you—make your garden more beautiful. Write. It's free.

John Scheepers, Inc.
Flowerbulb Specialists
526 Fifth Ave., New York

Just among us gardeners . . .

E. L. D. SEYMOUR

GARDENERS, as may well have been said before, are an indomitable lot.

In mid-August we attended a gladiolus show that opened just after a three weeks' spell of hot, muggy weather interspersed with frequent downpours, terribly hard on gardens. Except on the lightest soils, regular cultivation had been impossible; repeated flooding had leached out much food that should have gone to build up the plants, and there had been far too little sunlight. And yet, the exhibitors were able to stage flowers that they could well be proud of and, instead of using the weather as an alibi, took the attitude that, "Yes, the excess moisture was a drawback and a nuisance, but apparently it has helped to keep down the thrips, thank goodness."

At that same show, one gardener who still grows his own vegetables told us, with appreciation of the humorous as well as the mournful side, how he had trudged through his low-lying plot after one of the heaviest deluges and picked cucumbers that he found floating on the surface of several inches of water, tugging at their stems like a fleet of sleek, green submarines! . . . You know, you just cannot beat folks who struggle against experiences like that, and all the other problems of gardens—and come up smiling, ready for more.

Of course, things might always be worse. We talk and read about the hardships of plant quarantine restrictions and the ruthless strictness of those who enforce them, but just how much do we know about real hardships? The *Gardeners' Chronicle* of England recently told of a sixty-three-year-old German who went to visit his daughter in France and, returning home, took with him in his tobacco pouch seventeen odd-looking bugs, like none he had ever seen before, that he found in her garden. Showing them as curiosities to his neighbors back in the Reich, he learned that they were the dreaded American—or Colorado—potato beetle, against which Germany has a strict embargo. So he dutifully hurried to the police and turned the bugs over to them so they could be destroyed—only to be placed under arrest and sentenced to three months' imprisonment for violating the quarantine!

Speaking again of the very wet summer experienced in many sections, what effect is it likely to have on our plants during the coming winter? As usual in horticultural matters, that depends. Vigorous, lush growth is inclined to be soft and "sappy" and, if stimulated late in the season, is more liable to frost injury than more mature, harder tissues. On the other hand, plants that barely manage to drag through a long, hot, dry summer are in much poorer condition to meet the rigors of winter than those that have been well supplied with moisture and the nutrients it carries in solution.

Again, although the rainy summer may have favored the growth of mildews and other fungous diseases, and of aphids, a thorough clean-up of the whole garden a little later in the fall, a good winter spraying with lime-sulphur or other reliable dormant spray mixture, and protective measures started early next spring and carried on conscientiously, can turn the past season's difficulties into a closed book and enable us to start another year with a clean slate and a full chance for unhampered growth.

Are you interested in—

GARDEN DESIGN?—A home-study course in the principles and practices of home landscaping is now being offered by the Extension Division of the University of Wisconsin, at Madison. It takes up such subjects as the preliminary survey, design plan and planting plan; lawn making; the selection, obtaining and use of plant materials, and the various matters that the home owner should be familiar with before attempting to lay out his property or, for that matter, before engaging someone else to do it for him. The text, supplied by the University, is supplemented by illustrations and mimeographed assignments, each student being given a project based on his or her particular problem or ambition. The course is open to any one in the United States, but enrollees from outside Wisconsin are charged twice the $10 registration fee asked from residents of the state of Wisconsin.

WINTER PROTECTION *for* YOUR GARDEN

Every garden lover should send for this Free bulletin NOW!

This informative bulletin on Winter Mulching may help you save the lovely perennials you enjoyed so much. It tells in careful detail how you can easily and inexpensively protect your plants and shrubs from "Winter-Kill." Explains how the principle of mulching works—why a mulch is applied after freezing and not before—how thick a mulch should be, etc., etc. Send for your Free copy today. Address Dept. AH-10.

PEAT INSTITUTE OF AMERICA
Div. Peat Import Corporation
155 John Street, New York, N.Y.

PIC PEAT MOSS
Emblem-Protected

For Winter Mulching

GPM PEAT MOSS
PIC

It's *Emblem-Protected*

DON'T risk the loss of valuable perennials and shrubs this winter. Protect them from Winter-Kill with a mulch of GPM Peat Moss. Inexpensive, Clean, Easy to use. For best results, insist on GPM. Write for FREE folder, "Preparing Gardens for Winter."

ATKINS & DURBROW, Inc.
165-A John St. New York, N.Y.
1524 South Western Ave. Chicago, Ill.
177 Milk Street Boston, Mass.

Burpee's CROCUS

Mixed colors—blue, purple, yellow, white and striped. Special, 10 Bulbs 10¢; 100 for $1, postpaid. Order all you want! *Fall Bulb Book free*—Tulips, Daffodils, Hyacinths, etc., to plant this fall. Very low prices.

10 BULBS 10¢
100 for $1

W. ATLEE BURPEE CO.
106 Burpee Bldg., Philadelphia

NATIONAL MOWER CO.
831 Cromwell St. Paul, Minn.

Sickle mower, power driven, rubber tired, pulls self, cuts high grass, hay, weeds, on level or rough. Six times as fast as a scythe. Write for Catalog.

Beautiful House Plants
Or Your Money Back!

Watch your plants grow beautiful with Plantabbs at our risk. For $1 we will send you two packages of Plantabbs, one two 10, one of 200 tablets. Try the 10 on plant or two and note wonderful results. Then either keep larger supply) or return, postage collect. We will refund your dollar promptly, without question. Plantabbs are convenient, clean, odorless, highly concentrated, which make luxuriant foliage and beautiful blooms. No waste. Simple directions. References—any Plantabbs Co., 53 Biddle Street, Baltimore, Maryland.

FULTON'S
PLANTABBS
Odorless Plant Food Tablets

Just Out QUILT Album OF 1939

WHERE SHALL WE MAIL YOUR COPY?

NEW Mountain Mist Album shows 50 quilt designs, many in full color. Tells about designs, decoration value, quilting methods, "how to make" ideas. Learn about new-type filling—Mountain Mist filling — quilts quicker and easier. Makes quilt look puffier after washing. Get Mountain Mist Quilt Cotton at dry goods and dept. stores. Send 10¢ (coin preferred) for Quilt Album.

MOUNTAIN MIST Quilt Cotton

Stearns&Foster, Dept. P-155
Lockland, Cincinnati, Ohio

MAKE YOUR OWN FERTILIZER!

Mix ADCO with the leaves, vines, weeds, cuttings and other wastes from your garden. In a few weeks you will have a bountiful supply of splendid **organic** fertilizer, rich in plant foods and available humus. Every pound of ADCO makes 40 lbs. of fertilizer. Get ADCO from your dealer or direct from us. Interesting booklet free.

ADCO WORKS, Dept. A, Carlisle, Pa.

Makers also of the new ADCO WEED-KILLER for LAWNS.
25 lbs. (enough for 2,500 sq. ft.) $3.75.

KILL RATS WITHOUT POISON

YOUR MONEY BACK IF RATS DON'T DIE

K-R-O won't kill Livestock, Pets or Poultry; Gets Rats Every Time. K-R-O is made from *Red Squill*, a raticide recommended by U.S. Dept. Agr. (Bul. 1533). Ready-Mixed, for homes, 35¢ and $1.00; Powder, for farms, 75¢. All Drug and Seed Stores. Damage each rat does costs you $2.00 a year. K-R-O Co., Springfield, O.

K-R-O KILLS RATS ONLY

KEEP SILVER BRIGHT WITH

SILVER CREAM

Good Housekeeping Institute 2269

Send for free booklet: "Care of Beautiful Silver"

J. A. WRIGHT & CO. INC.
50 SILVER ST., KEENE, N. H.

MAKE EASY MONEY

Selling CHRISTMAS CARDS

No conflict with present occupation. Housewives, office workers, teachers and social organizations are cashing in heavily on our "Champion" assortment of 21 magnificent folders, including Souvenir Calendar. COSTS YOU 50c — SELLS ON SIGHT FOR $1.00 Actual retail value $2.85

Also Hand Colored 18 folder "Etchings" assortment Sells for $1.00, worth $2.70. Both assortments can be sold Three Different Ways. BEST ON THE MARKET 'Humorous', 'Religious' 'Everyday', 'Gift-Wrappings' assortments Can't Be Beat. Costs nothing to try. Write today. Sample "Champion" assortment on Approval.

SILVER SWAN STUDIOS 320 FIFTH AVENUE Dept. 40, New York

Learn to be a LANDSCAPE ARCHITECT

FREE full information on how to be a Landscape Architect by easy home study—Uncrowded profession open to men and women. Healthful outdoor work. Opportunities for employment assured. Big fees—up to $100 per week. Write today for book giving opportunities.

AMERICAN LANDSCAPE SCHOOL
1108 Plymouth Bldg., Des Moines, Iowa

HAND KNITTING YARNS

LOWEST PRICES

FOR SPORT SUITS COATS — DRESSES SWEATERS — ETC.

MANY OTHER NOVELTY YARNS

WRITE 400 SAMPLES FREE

WHITE SPECIAL ANGORA 2 BALLS $1

1st grade quality yarns. Satisfaction or Money Refunded.

A trial order will convince you. Specialists for over 25 Yrs.

J. C. YARN CO., (Dept. B-10), 111 Spring St., New York

LOOSE WIRES

are unsightly and dangerous! Keep them off the floor with the famous JUSTRITE

PUSH CLIPS

Quick, neat and easy. No tools. Ideal for radio, lamp and telephone wires. Set of 8 on card in colors to match your woodwork only 10c at Electrical, Hardware, Department and 10c Stores.

8 FOR 10¢

JUSTRITE MFG. CO.-CHICAGO

Burpee's *Regal* LILIES

Immense, fragrant white blooms, easy to grow. Guaranteed to bloom. 3 Bulbs 25c; 15 for $1, postpaid. *Fall Bulb Book free.* Low prices.

3 BULBS 25¢

W. Atlee Burpee Co., 107 Burpee Bldg., Philadelphia

LOST

Some of the best recipes you've seen recently—and just because you didn't have a good place to file them. The American Home Menu Maker is a unique filing system that has been designed to preserve and to make instantly available all the good recipes you find. It is simple, practical, inexpensive. Let us tell you all about it—

THE AMERICAN HOME
251 Fourth Avenue
New York City

The Poulsen girls and their namesake roses

[Continued from page 16]

—descendants of the famous old Crimson Rambler—and thereafter he concentrated on blending the best features of these rugged, low-growing, cluster-flowered kinds with those of some of the larger-flowered, fragrant, but more tender, hybrid teas. By 1912 he had produced an improved double flowered polyantha that he considered worthy to be given the name of his granddaughter, Ellen. Thereby he started the affectionate tradition that has been carried on since his death by his sons, Messrs. Svend and Dines Poulsen, who now head the firm. Of this rose, Ellen Poulsen (a seedling of Mme. Norbert Levavasseur crossed with Dorothy Perkins), Mr. Svend Poulsen has said, "The great profusion of flowers, the beautiful pure pink color, the bright shining foliage, its habit and usefulness in borders, beds, and even in hedges, will ensure it a lasting popularity."

From the rose Ellen Poulsen came other, in some cases even better, sorts. Sometimes they were "sports" or spontaneous breaks in white, dark red, or other shades; sometimes they were seedlings, the result of crossing that parent variety with quite different blood lines. Thus, in 1916, appeared from the crossing of Mme. Laurette Messimy upon Ellen Poulsen, the variety Grethe Poulsen, a bedding rose of unfading cerise on a yellow ground, that is still especially popular in the country of its origin if somewhat less known elsewhere. It bears the name of a blonde, well-built member of the family, tremendously alive and blessed with the merriest of smiles. Interested in gardening, she wants to be a landscape architect and expects to go to Berlin to study with her sister, Karen.

The latter of a tall, athletic type, with wavy, flaxen hair. A pupil at the Botanic Gardens in Copenhagen, she is especially interested in the study of perennials which she plans to carry on in Germany. Her rose, which received the Gold Medal of the National Rose Society of England in London in 1933, produces huge clusters—sometimes as many as fifty—of large, single flowers of an intense, dazzling scarlet, most effective in beds and borders, especially as the plants grow somewhat lower and more compactly than those of its parent, Kirsten Poulsen.

The latter variety, and its sister, Else Poulsen, were introduced in 1923, having both resulted from the crossing of the Orleans

When You Build YOUR *Snuggery* — *Build for Keeps!*

Surest way to pride and contentment in your home of dreams come true. So look to Arkansas Soft Pine, well seasoned for life-time service, well made for sound construction, well chosen for beautiful woodwork. ** Inside the hidden frame work its tough fiber grips nails without splitting; joists, studding and rafters, dried right, stay plumb. Inside the finished rooms its *satin-like* woodwork takes paints or enamels smoothly, absorbing priming coat evenly, its non-resinous texture protecting the finished surface against discoloration or raised grain. ** Moderate in cost through mass production from vast primeval forests of Arkansas Soft Pine; easy to secure from your local lumber dealer. *For a wealth of building helps and 12 fascinating home designs, enclose 50 cents with the coupon for this wonderful Plan Book.

ARKANSAS SOFT PINE TRADE MARK REGISTERED TRADE & GRADE MARKED

----------TEAR OFF AND MAIL----------

ARKANSAS SOFT PINE BUREAU
1038 Boyle Bldg., Little Rock, Arkansas
Enclosed find 50 cents for your Plan Book, "Snug Homes of Friendly Wood," which includes the house illustrated above.

NAME _____

ADDRESS _____

**Excepting Pacific Coast and Gulf States east of the Mississippi*

2 STAR ROSES $1 for FALL PLANTING

★ GRENOBLE, H. T. Glowing scarlet-crimson . . . . . $1 each

★ SOEUR THERESE, H. T. Vivid daffodil yellow . . . . . $1 each

BOTH these 2-yr. field-grown roses for $1 postpaid, one-half regular price. Ask for new fall catalog of 178 best roses, 65 in full color. It's free.

FREE BOOKLET "Beautify With Roses", an interesting, valuable guide to successful rose growing, is yours for the asking.

THE CONARD-PYLE CO.
WEST GROVE 259, PA.

GUARANTEED TO BLOOM

Maloney's

Trees—Shrubs—Evergreens
Roses—Perennials—Fruit Trees
FALL PLANTING IDEAL
Growers for 54 years

Buy direct—Save money
SATISFACTION GUARANTEED
MALONEY BROS. NURSERY CO., INC.
24 Main St. Dansville, N. Y.

SEND FOR FREE CATALOG

DREER'S

LOVELY SPRING STARFLOWER

20 selected bulbs for only $1.00

A fascinating spring-blooming plant from the Argentine, proving perfectly hardy in our Northern gardens. Produces neat clusters of graceful linear foliage and an abundance of exquisite large blooms of a soft lilac-blue with rich blue stripe through each petal. Order and plant now. *FREE BULB CATALOG.*

HENRY A. DREER
108 Dreer Bldg., Philadelphia, Pa.

* CASEMENT WINDOWS *

the joy of today's loveliest homes

now made twice as convenient!

This FREE BOOK gives the latest ideas about modern casements

—Tells how to get Casements that are truly insect-proof—that drape perfectly with no interference with curtains or blinds—that are easier to open, close and lock—that don't leak—that can be washed from INSIDE—and many other valuable facts from the leading maker of modern Casement Hardware.

.....CLIP AND MAIL.....

The Casement Hardware Company
402-M North Wood Street, Chicago
Please send FREE Book, "THINGS YOU OUGHT TO KNOW ABOUT CASEMENT WINDOWS."

Name .....

Address .....

City ..... *State* .....



rose and the variety Red Star. Both are well known by this time, Else Poulsen being semi-double and of the same clear pink as the more double variety Ellen, and Kirsten Poulsen being single, nearly as bright a scarlet as Karen, and, as noted, a bit taller in growth. Of their human counterparts, Else is a brunette of seventeen years, attractive, slim, still in school; Kirsten, two years her senior, has the fair complexion and pleasing smile that is so characteristic of all of them.

And that brings us down—or up—to Anne Mette Poulsen, the seven-year-old daughter of Mr. Svend Poulsen and literally the beloved baby of the family. Her name has been given to the most recent and, perhaps, the supreme achievement thus far of the Poulsen rose-breeding efforts. Of typical, compact polyantha stature, covered with large, really fragrant, not quite single flowers of brilliant scarlet-crimson against which the yellow stamens create a golden center, this variety blooms continuously over a long season in glorious mass effects.

Introduced in 1935, it was granted United States Plant Patent No. 182 and, with its noteworthy hardiness, it proved an object lesson for the late Dr. J. H. Nicolas' vigorous preachments about the need of "arcticness" in our modern garden roses. Also it has the distinction of being one of the first varieties to which that eminent hybridist applied the term "Floribunda" after accepting it as just the right name for what he proposed as a new group of roses especially bred for bedding or mass planting. They combine, he claimed, the merits of polyanthas and hybrid teas, and are outstanding in permanence, continuous blooming, and ease of cultivation. In short, they are the type that D. T. Poulsen set out to produce more than a quarter of a century ago.

The diary of a handyman

[*Continued from page 101*]

45-degree miter box and a hacksaw. The metal molding was decidedly softer than steel so the cutting was not so difficult as I had anticipated. The preliminary measurements, however, had to be just about right, and I scratched these on the metal with a sharp point. Spent the whole evening measuring, checking, and cutting the moldings. Countersunk screw holes were already drilled, but after cutting the lengths I had to add a few at the ends.

Monday, August 29.—Now that I was all set to glue down the linoleum and put on the front moldings, it began to look like a two-man job. When that glue was spread in place on the felt base the linoleum seemed likely to stay where first put down; I doubted if I could slide it into the molding groove at back and one end, for it is a tight fit. I called in a neighbor to lend me a hand. Having spread the glue on the felt with the wooden paddle, the two of us held the linoleum gingerly above it, slid the back corner and edges into the wall molding, and only then let the sheet down on the glue. It worked. After smoothing it firmly in place I gave the surface a good flowing coat of linoleum lacquer and screwed the front moldings in place.

Monday, September 5.—House hardware, like a watch, is expected to run forever without cleaning and oiling. My front door lock has been acting up of late—refuses to answer to the key once in a while. It is a good piece of craftsmanship too, for I'm a firm believer in getting real hardware for a house rather than practising a misjudged economy in skimping on the details that do not contribute to show. This evening I took that front door lock off, took it apart to see what made it tick, cleaned it, oiled it, and put it back.

Tuesday, September 13.—My kitchen screens, both for door and windows, look a bit like an air filter that has remained too long uncleaned—clogged with fuzz and dust which stick because of the grease that kitchens generate. A stiff-bristled brush seemed to have little effect on the screens, so I tried kerosene. I always keep a gallon bottle of it on hand, with companion bottles of gasoline, naphtha, turpentine, linseed oil, and fuel oil. The last named is useful when the oilburner tank unexpectedly runs dry and the system has to be primed to start it going again. The other liquids are some of those that are wanted now and then for cleaning, painting, or what not. I tired of finding myself always just out of any one of those that was wanted and installed a row of stock bottles in the workshop.

The scrubbing brush and a basin of kerosene did the trick of course, the bronze of the screens brightening up to its pristine glory. I laid each screen horizontally on a pair of trestles out on the gravel driveway so that the dirt would fall through rather than merely run down the mesh. And, incidentally, the kerosene may have discouraged a few weeds. It was necessary to scrub both sides, of course, and after scrubbing the first face much of the fuzz projected from the other side and could be wiped off with a lintless cloth.

THE CUNEO PRESS, INC., U. S. A.

Walls in a wood-rose shade. Carpet rose-beige. French blue and chartreuse for the chairs, and for sofa and draperies a chintz that picks up all the colors. To keep this modern light scheme, you must keep a dirt mask from forming.

Take the dirt mask off your room

with the cleaner that beats as it sweeps as it cleans



Takes twenty years dust off a set of Dickens or cleans draperies, upholstery, bare floors, the whole room.

Watch the first fresh color revive with Hoover Color-Cleaning. Handy tools for every cleaning need.



HERE'S THE SECRET—No scraping and flattening down of the nap. The Agitator (found only in the Hoover) taps up hidden dirt and swishes it away. At same time nap is raised—giving it deep rich color tone.

SAVE THE COLORS YOU PLANNED

Let dirt accumulate in room fabrics—and the whole color scheme is spoiled. A new Hoover Cleaning Ensemble revives this hidden color by getting out hidden dirt. *For rugs* a Color-Restorer (patented, exclusive Agitator) that flutters out tramped-in grit. *For other fabrics*—instant-attaching Cleaning Tools. Save your time—your rugs—and the colors you're proud of with the cleaner nearly 5,000,000 people have bought.

Super-light—made with magnesium—one-third lighter than aluminum. *Instant Conversion*—Cleaning tools plug into side of cleaner while motor is running. *Handy Cleaning Kit*—plus new Mothimizer. *Terms*—New Model 25 (illustrated) may be bought for as little as $1.25 per week, payable monthly.

FREE—*Color-Cleaning of One Rug and One Piece of Furniture*—by neighborhood representative of your local Hoover dealer. Ask at the Hoover Booth in his store for this free service or phone him today.

HOOVER
REG. U. S. PAT. OFF.
CLEANING ENSEMBLES

3 of the most popular post-debutantes of New York

Beatrice "Milo" Gray Peggy Stevenson Le Brun Rhinelander

SQUIRED BY A LONG LIST OF ELIGIBLES, THEY ATTEND IMPORTANT TOWN AND COUNTRY PARTIES... SPEND THEIR DAYTIME HOURS IN CHARITY WORK AND SPORTS ACTIVITIES

"MILO"... Daughter of the Henry G. Grays. Her name is forever cropping up in the society columns as "being here" or "going there"... She studies fashion designing... takes part in charity work... loves to hunt. She is a Camel smoker. In fact, "I smoke *nothing* but Camels," she says. "Camels are so mild. And when I'm tired, smoking Camels gives my energy a 'lift'." As one of her set puts it: "Oh, there are so many ways in which Camels *agree* with me!"

"PEGGY"... Daughter of the Philip Stevensons... A tall, slim creature whom even society photographers call "beautiful"... Usually on hand when charitable activities are being planned...Golf is her favorite game ...Camels, her favorite cigarette..."Camels never tire my taste," she says. "And they never get on my nerves at all. Oh, I like Camels in so many ways!" Evidently, Peggy Stevenson appreciates what is meant when steady smokers say: "Camels *agree* with me!"

"LE BRUN"...She is a member of a historic Knickerbocker family... daughter of Philip Rhinelander 2nd... Has visited 14 countries ...In sports, she favors the sailing at Bar Harbor, the hunts at Aiken... She is known among her friends for her loyalty to Camels. "Camels are different!" she says. "For instance, with Camels, even after steady smoking, I have no jangled nerves. And Camels are always gentle to my throat." Adding: "Camels *agree* with me in *every* way!"

PEOPLE DO APPRECIATE THE COSTLIER TOBACCOS IN CAMELS

THEY ARE THE LARGEST-SELLING CIGARETTE IN AMERICA

Camels are a matchless blend of finer, MORE EXPENSIVE TOBACCOS —Turkish and Domestic

Among the many distinguished matrons who find that Camels are delightfully different:

MRS. NICHOLAS BIDDLE, *Philadelphia* • MRS. ALEXANDER BLACK, *Los Angeles*
MRS. POWELL CABOT, *Boston* • MRS. THOMAS M. CARNEGIE, JR., *New York*
MRS. J. GARDNER COOLIDGE 2nd, *Boston*
MRS. ANTHONY J. DREXEL 3rd, *Philadelphia* • MRS. S. KIP FARRINGTON, JR., *New York*
MRS. CHISWELL DABNEY LANGHORNE, *Virginia*
MRS. JASPER MORGAN, *New York* • MRS. JOHN W. ROCKEFELLER, JR., *New York*
MRS. RUFUS PAINE SPALDING III, *Pasadena* • MRS. LOUIS SWIFT, JR., *Chicago*

Copyright, 1938, R. J. Reynolds Tobacco Company, Winston-Salem, North Carolina

ONE SMOKER TELLS ANOTHER

"Camels agree with me"