ow Box Judging : *Small House Portfolio* : Heating Systems Reviewed

PROPERTY OF THE
LIBRARY OF THE
AUG 16 1935
WOMAN'S COLLEGE
UNIVERSITY OF NORTH CAROLINA

The AMERICAN HOME

10¢
15¢ in Canada



Mossgrain Rug Pattern No. 18, one of the Masland Bedroom Line

IT'S THE HOMESPUN TEXTURE that makes these NEW THRIFT-ART wool Bedroom Rugs so very pleasing and so very attractive. This peasant plaid (pattern 2212) comes in four color combinations. And a room size rug costs around $20.00 . . . thrift rugs, they are.

We do, too. And that's why we went into the matter and had one of America's foremost decorating houses design real bedroom rugs (exclusively for us) . . . in colors and color combinations to go with bedroom furniture and accessories. They're *all wool* and made with our exclusive Layflex backs to keep them from slipping. Delicate colors, simple designs and new, unusual textures put them in a class quite by themselves. Your own store carries them . . . priced from $4.95 to $39.50, depending on size and quality. For free folder showing these rugs in color, write W. & J. Sloane Selling Agents, Inc., 577 Fifth Avenue, New York. C. H. Masland & Sons, Inc., Carlisle, Pa.

Masland *Bedroom Rugs*

Masland also makes ARGONNE, "The Rug Children Won't Wear Out"

OFFICIALLY NOTED p241-44 omitted in pagination

HAPPY OWNERS SAY G-E OIL FURNACE IS *almost human!*

Traps heat usually lost up flue



Plenty of hot water summer and winter

G-E Thermal Control runs without winding

Puts 20% to 50% of fuel costs back in your pocket

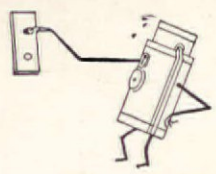

Turns off flame if water gets low

Oils itself with the fuel oil

YOU'VE NEVER SEEN AN AUTOMATIC FURNACE LIKE THIS

IT TOOK General Electric five years to perfect this revolutionary oil furnace. There simply isn't anything to compare with it—or to do the things that it does for your comfort, peace of mind, and your pocketbook.

It burns cheap oil . . . and in a different and better way. Delivers continuous hot water summer and winter. Traps and uses heat usually lost up flue by natural draft. Has only one moving part, and that part oils itself with fuel oil. Turns itself off should anything interrupt the fuel or water supply. Operates by a G-E Thermal Control that never needs winding.

All this automatically, and so dependably that the mechanism is sealed in. You see, this is the only automatic furnace in which one manufacturer designs and builds the controls and every other part to work together.

Just to watch it work is convincing. The flame starts from the top. Oil is broken up by a new and patented atomizing principle. A mist is formed under low pressure and burns slowly, quietly, completely. The flame and hot gases are led down, up, down again—three times over the heat-absorbing surfaces. No soot, no odor, no roar. The domestic water heater is built in. Boiler water is kept always HOT—and when the furnace goes on, you get heat pronto.

The boiler is not cast iron, but heavy steel. Arc-welded into one piece. There's nothing to warp, crack, work loose.

Installed in a day. And under the National Housing Act you have up to three years to pay at unusually low terms.

Interesting facts about this automatic furnace and the subject of oil burning are contained in a FREE booklet, "The Inside Story." Send for it.

GET FREE BOOK WHICH HAS SHOWN THOUSANDS THE WAY TO LIFETIME COMFORT AND 20% TO 50% FUEL SAVINGS

General Electric Co., Air Conditioning Dept.
Div. 41112, Bloomfield, New Jersey

Please send me by return mail, without cost or obligation, "The Inside Story," describing the G-E Oil Furnace.

Name.....

Street Address.....

City and State.....

Oil is best burned in a

GENERAL ELECTRIC OIL FURNACE



QUAKER

As photographed in a group of New Yor

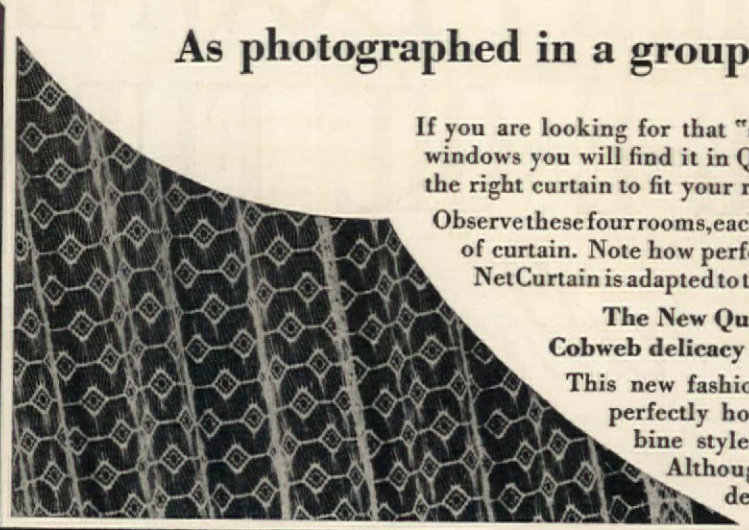

If you are looking for that "something new" for
windows you will find it in Quaker Net Curtains—
the right curtain to fit your room.

Observe these four rooms, each requiring a different
of curtain. Note how perfectly each chosen Qu
Net Curtain is adapted to the room in which it is u

The New Quaker "Sheercord"
Cobweb delicacy in durable combed y

This new fashionable curtain illustr
perfectly how Quaker curtains c
bine style with practical featu
Although it is the last wor
decorative window curt
ing it has dura





QUAKER PICOT ONDULE'

QUAKER SHEER-CORD

CURTAINS

oveliest Suburban Homes

Guaranteed
as advertised in
GOOD HOUSEKEEPING

eauty. Made of long staple, combed Egyptian wo-ply yarn, with a three-thread construction hat knots each slender strand securely in place. rice? Quaker Curtains are priced for people who ppreciate lasting economy. See them at your avorite store and look for the name "Quaker" oven in the selvage at the top of the curtain.

•

Send for this Book — A new edition of the only book of its kind. Window problems, as found in typical homes and their solution. More than 40 photographs. Send 10 cents to pay mailing cost. Quaker Lace Company, 330 Fifth Ave., New York, Dept. 9A.







QUAKER NU-CORD

QUAKER TAILORED PICOT

Top: Home of Mrs. George D. Stearns, Fairfield, Conn.

Center: Garden of Miss Elizabeth J. Immig, Port Huron, Mich.

Just above: Home of Miss Edith Thompson, Fairfax, Va.

Basement recreation room of Mr. J. E. Kerns, Rockford, Illinois

Home of Mr. and Mrs. Edward Robert Bennett, Westwood Hills, California

CONTENTS

National Edition

SEPTEMBER, 1935 VOL. XIV, No. 4

Cover Design by Walter Buehr

Orchard Hill 252

Some Ideas for New Home Buyers . . *Kenneth F. Duncan* 253

The American Home Architectural Portfolio 254

Purchased, Remodeled, Redecorated for Less Than $10,000 *B. Morris* 258

Modern Ideas for Very Young Moderns . . *Hanna Tachau* 259

Greenhouses for Average Skill and Average Purses *G. E. Altree Coley* 262

The East and Mid-West in the Colonial Manner 264

Closet Doors Put to Work . . . . . *Celesta Fricke* 266

Move the Garage . . . . . *William Longyear* 268

Light on Shadow-Box Judging . . *Ethel Anson S. Peckham* 270

Home of Mr. John C. Whittaker in Winston-Salem, N. C. . 272

A New Treatment for Halls . . . . *Mary E. Hussong* 274

A Fool-Proof Garden . *Frances Gould and Mary Richardson* 275

Turn Your Washroom into a Hobby Room *Helen Bell Grady* 276

After Dark . . . . . *Ellen Janet Fleming* 278

Paul Revere . . . . . *Millicent Stow* 279

Peonies That Win Prizes . . . . . *Edward Auten, Jr.* 280

Ingenuity and Paint . . . . . *Martha B. Darbyshire* 281

More Winter Comfort at Lower Fuel Cost *Ernest Eberhard* 282

Delphiniums in Florida . . . . . *Emily Wilcox* 284

Before and After Planting . . . . . *M. G. Kains* 285

New Fish Stories . . . . . *Mary L. Van Dyck* 286

Make Jellies and Jams Now! . . . *Louise M. Crampton* 287

Tea-Room Foods . . . . . *Sarah Morris Dowdle* 289

New Methods for a New Age . *Berthe Helene MacMonnies* 295

Jars for Every Preserving Need 305

Right from Our Own Kitchen . . . . . *Elsa Mangold* 317

Garden Facts and Fancies . . . . . *Leonard Barron* 325

How Large Are Large Dahlias? . . . . *Morgan T. Riley* 326

MRS. JEAN AUSTIN, Editor LEONARD BARRON, Horticultural Editor

All manuscripts submitted to our editorial offices for possible use in THE AMERICAN HOME *must be accompanied by a stamped, addressed envelope. Unless this is strictly adhered to, manuscripts which are not adapted to our use will not be returned to the sender.*

The American Home, September, 1935. Published monthly. Vol. XIV. No. 4. Published at 501 Franklin Avenue, Garden City, N. Y., by the Country Life-American Home Corporation. W. H. Eaton, President-Treasurer. Henry L. Jones, Vice-President. Jean Austin, Secretary. Executive, Editorial, and Advertising headquarters, 444 Madison Avenue, New York. Branches for advertising only: Park Square Building, Boston, Mass.; Peoples Gas Building, Chicago, Ill.; W. F. Coleman, Henry Building, Seattle, Wash.; W. F. Coleman, 111 Sutter Street, San Francisco, Calif.; W. F. Coleman, 903 Union Bank Building, Los Angeles, Calif. Copyright, 1935, by the Country Life-American Home Corporation. All rights reserved. Title registered in U. S. Patent Office. Subscription price $1.00 a year; 3 years for $2.00. Canadian postage 50c, foreign postage $1.00. Entered as second class matter at Garden City, N. Y., under Act of Congress, March 3, 1879.

His letter didn't explain why

• Of course it didn't. A man can't come out in black and white and tell a girl that the reason he no longer cares to see her is because her breath is offensive. But that was the truth. Yet she had been using a mouth wash . . . one, unfortunately for her, that wouldn't deodorize . . .

When you realize that everyone, yourself included, is likely to have halitosis (bad breath) at some time or other, it is foolish not to take proper precautions against it. Rather than experiment with ordinary mouth washes which may be devoid of deodorant effect, why not rely on Listerine, noteworthy for more than 50 years for its deodorant power. Use Listerine morning and night and between times before social and business engagements. It stamps you as a fastidious person and makes you acceptable to others.

LAMBERT PHARMACAL COMPANY, *St. Louis, Mo.*

Listerine takes your breath away

• DEODORIZES LONGER

YOU'RE SET FOR LIFE

with the

GENERAL ELECTRIC GAS FURNACE

Newest wonder from House of Magic... clean... quiet... trouble-free... safe.

Burner, boiler, controls, all one co-ordinated, compact unit

THE G-E Gas Furnace saves youwork, trouble, money. It gives you the care-free luxury of automatic gas heating in the most economical way.

By "most economical" we mean: The boiler's "washboard" construction scrubs the greatest practical heat value out of the hot gases. And the patented waste-heat saver puts to work a lot of heat usually lost up the chimney.

That's money saving! Now consider peace of mind. No fuel to order, no soot, odor or noise. Everything automatic. Set the G-E Thermal Control for the night and day temperature you want, touch a match to the pilot light once a year—and that's that . . . Even if you left home for a month, you'd come back to a safe, cozy home.

And the G-E is so good looking, with its swanky lacquer finish and chromium trim, that you have to look twice to make sure it is a furnace!

It's complete, co-ordinated, with boiler, burner and controls designed solely for gas heating, and built into one compact unit.* The reputation and guarantee of General Electric are behind it. G-E-trained engineers can install it in a day. Prices surprisingly moderate.

See it at G-E dealer's showroom. Send coupon for free informative booklet.

**Gas gives more heat per dollar when burned in a boiler expressly designed for gas.*

"MASTER MIND" G-E THERMAL CONTROL

Not an ordinary thermostat. Maintains temperature level as desired. Changes from day to night automatically. Built-in electric clock needs no winding.





WASTE-HEAT SAVER CUTS FUEL COSTS

When burner shuts down, gas pressure closes air draft, retaining heat in furnace, keeping boiler warm a long time.

For steam, vapor, hot water heating system, or Warm Air (with Winter Air Conditioning Unit). Comes in 32 sizes . . . for smallest home or large building.



SEND FOR FREE ILLUSTRATED BOOKLET TELLING HOW TO SAVE MONEY ON GAS HEATING

General Electric Co., Air Conditioning Dept.,
Div. 81212, Bloomfield, New Jersey

Please send me, without charge or obligation, illustrated booklet about money-saving General Electric Gas Furnace.

Name-----

Street Address-----

City and State-----

FREE

To New Members of the Literary Guild

In this handsome new volume Mrs. Lockwood first tells the history of decorative sources, illustrating the typical features of each period. Then she shows how each type of house and furnishings—the Jacobean, the Georgian, the French, the Colonial, the Modern, and so on—may serve as a model for your own home. Full of interesting ideas and practical information for those who want to solve their decorating problems, large or small, with accuracy and discrimination.

The Newest Handbook On

HOME

Decoration

Past, Present and Future

by SARAH M. LOCKWOOD

Packed with Practical Information on Houses, Furniture, Fabrics and Accessories.

PROFUSELY ILLUSTRATED

A Few of the Subjects Covered:

ITALIAN RENAISSANCE	CHIPPENDALE
FRENCH RENAISSANCE	ADAM
LOUIS XIV	HEPPLEWHITE
LOUIS XV	SHERATON
LOUIS XVI	PILGRIM PERIOD
DIRECTOIRE	NEW ENGLAND PERIOD
EMPIRE	SOUTHERN COLONIAL PERIOD
ENGLISH RENAISSANCE	DUTCH PERIOD
JACOBEAN	QUAKER INFLUENCE
WILLIAM and MARY	NEW ENGLAND MANSIONS
QUEEN ANNE	MANORS, COTTAGES
GEORGIAN	THE HOUSE TODAY

and many others. Though the retail price of this valuable book is $3.50, it will be sent to you free if you accept our offer of free membership in the Literary Guild.

GUILD MEMBERSHIP is free

The Guild offers you many unequaled advantages. It provides the most complete, economical, and convenient book service in the country. It selects for you each month an outstanding new book just published. If you want the Guild selection for the month you pay only $2.00 (plus a few cents carrying charges) for it regardless of the retail price. (The regular retail prices of Guild selections range from $2.50 to $5.00.) If you do not want the Guild selection for the month, then you may take your choice from twenty other outstanding books selected from all the publishers' lists and recommended by the Guild, or the Guild will deliver, postage prepaid, any other book in print you wish at the publishers' prices.

However, if you do not want any book that month, you are not obligated to take any. You may buy as few as four books during the year to enjoy all advantages of membership.

GUILD MEMBERS SAVE UP TO 50%

Outstanding of all advantages of Guild membership, particularly at this time, is the saving in cost of books. Guild savings are not merely fractional savings. When you can get a $3.00, $4.00 or $5.00 book for only $2.00, you can see at once that your book bills can be cut in half, and that you can afford to buy more books you wish to read this way than under any other plan.

Free Bonus Books Distributed Twice a Year to Guild Members

This popular new plan now makes it possible for Members to get an additional NEW book every six months, ABSOLUTELY FREE. The Member's Handbook describes this important new feature of Guild Membership.

Monthly Literary Magazine "WINGS" Free

During the year you will receive without charge 12 issues of "WINGS," a sparkling illustrated little journal with news of books and authors. In this magazine descriptions are given of the Guild's current book selections and recommendations. It is a guide to the best reading and is invaluable to every one who wants to keep up-to-date on the new books.

SUBSCRIBE NOW • *Send No Money*

The special features of Guild membership guarantee you greater economy, convenience, and satisfaction than any other method of book buying. Remember: members buy only the books they want and they may accept as few as four books a year. The Guild service starts as soon as you send the coupon. Our present special offer gives you a copy of DECORATION, PAST, PRESENT, AND FUTURE absolutely free. This book will come to you at once, together with the Member's Handbook giving full information about the Guild Service and special savings, and the Guild's sensational new Free Bonus Book plan.

MAIL THIS COUPON TODAY →

FREE—DECORATION, PAST, PRESENT, FUTURE

THE LITERARY GUILD OF AMERICA, Dept. 9-AH
244 Madison Avenue, New York

Enroll me, without charge, as a member of The Literary Guild of America and send me the Member's Handbook.

I am to receive free each month the Guild Magazine "WINGS" and all other membership privileges for one year. I agree to purchase at least four books of my choice through the Literary Guild within a year—either Guild selections or otherwise—and you guarantee to protect me against any increase in price of Guild selections during this time.

In consideration of this agreement you will send me at once, FREE, a copy of DECORATION, PAST, PRESENT AND FUTURE.

Name.....

Address.....

City.....State.....

Subscriptions from minors must have parent's signature.

Orchard Hill. *Courtesy, Charles Phelps Cushing*

Sane ideas for new home buyers

Kenneth F. Duncan

Since the halcyon days of 1931, I have diligently searched the millions of words noisily pounded out every week on the subject of "home"; I have sought to garner in this 7th year A. D. some few grains of hope or wisdom for the home owner, or would-be home owner

DURING the last six years I have watched hundreds of solid American citizens in the throes of a life and death struggle to hold on to their homes. I have eaten with them at their mortgage-rationed tables, sat with them by their mortgage-dampened firesides, slept with them in their mortgage-haunted beds; in a ham-strung way have done what I could to alleviate the pain or to anæsthetize when the struggle was obviously hopeless.

No one could watch these heroic struggles without reaching the firm conviction that, in us Americans at least, the instinct to live under our own roof tree is paramount. It is the dominant heritage of our ancestors.

What American can read of the land rushes of the comparatively recent West, or watch them relived on the screen in "Cimarron" without a thrill or without a strong realization of this American instinct. It was not lure of gold alone that populated our continent; it was much more fundamental—the urge of home. Nor could one have watched the stolid determination of the more recent arrivals—the Italians and Scandinavians to name but two—to get a bit of the remaining land to build on it SOMEthing, if nothing more than a shack of purloined rafters and packing cases, without realizing how powerful the homing instinct still is.

Speculation played its part of course, for there will always be gamblers among us. And we realtors were glad to encourage the gambling fever, you may be sure. But, underneath all, the speculation and hope of gain was and is the most powerful of all American urges: the urge that goes down into the roots and fibres of our past—the urge to own a home; and always, unfortunately, to own a bigger and a better home.

"Unfortunately" was not a typographical error. It is the proper and the only word to use. It is the word that leads us to Lesson Number One of the late and not wholly lamented depression. In fact it is probably now time to get to both of the major home lessons that the last few years have, or at least should have, taught us. I have no hesitation in making the categorical statement that ninety-nine per cent of the foreclosures, in other and more human words, ninety-nine per cent of the heartaches and worry, the grief and loss of family savings in home ownership, have resulted from one of two causes or from a combination of the worst features of both:

(a) from buying the wrong home, too big a home, too much home, too costly a home, a home in Scarsdale when common sense indicated Astoria or Hohokus; in other words, from the chief American vice of wanting to keep up with the Joneses. For this cause the homeowner himself must bear the chief blame. Human nature being what it is, it takes an unusually conscientious salesman—our sales manager would use the adjective "dumb"—to sell a $5,000 home when the buyer, his wife and his eighteen-year-old daughter with country club ideas, want to spend $10,000.

The word "spend" leads us to the second cause, Cause (b), for "spend" is in no sense the proper word. The usual buyer had no $10,000 to spend nor would he have spent it if he had. He didn't even look upon it in the light of spending. "Can't I get a first mortgage of $6,000 and a second of $2,000 on this $10,000 home?" So to get the $10,000 home he'd only have to "spend" $2,000.

In the case of the $5,000 house he'd have to spend at least $1,000 and for a $10,000 he'd only have to spend $2,000. Naturally, to give his family what they wanted and were entitled to—all Americans being by constitutional right equal and entitled to the pursuit of happiness—surely it was worth a mere extra thousand for that!

AND SO, Cause (b): unsound financing, financing that made possible so many unwise home investments, financing of cost-inflated homes, financing of economically unsound homes, financing of jerry-built homes, financing of rows upon rows of identical frame boxes that blot so many of our close-in suburbs, financing that carefully avoided the thought that a bond and mortgage is a debt that must some day be repaid as must any other debt, financing that carefully inculcated the fallacy that a house with a mortgage on it is easier to sell.

For all this the home owner is certainly in no way responsible. The blame for a large portion of the real estate debacle must be placed primarily on the door step of the mortgage lending institutions; it is their baby and no one else's. They were the valuation experts; they made the rules; the rest of us had to play according to their rules or not play at all. Occasionally there was heard, even in the old days, the voice of a prophet or two crying out in the wilderness, but such voices fell on deaf ears. To such was made the retort, "Don't be a calamity howler; don't sell America short; can't a mortgage always be renewed at the end of three years; and don't the ever recurring renewal fees make the wheels of finance turn ever faster; and anyway, our constantly increasing, constantly rising values will soon make up for any slightly excessive loans."

WE ARE not concerned, however, with past causes except as they show us pitfalls to avoid in the future. The purpose of this article is not to locate blame. We all from the highest to the lowest must accept our share of responsibility for the unreasoning wave of optimism and hysterical expansion that swept us in the 20's. The only purpose of this article is to point out to the post-depression generation and to those of the older ones who can rise phoenix-like from their own ashes, that it is possible and safe to give rein to that natural instinct to build and own a home. It is still not only possible and safe but also wise, if one exercises a little common sense, to give to oneself and family those deep, lasting satisfactions that come from home ownership. And, the experiences of the depression years to the contrary notwithstanding, it *is* cheaper to own a home than to rent one. Again, depression years to the contrary notwithstanding, there is not now and there never has been any better investment for a family man to make than an investment in home ownership, provided . . .

Provided—ah, there's the rub. Just because father lost that Norman château he never felt at home in but felt his new 1920 affluence demanded; because he lost his $10,000 "equity" along with it, is no valid reason for holding that the right home bought at a price that had some proportionate relationship to his normal earnings—bought *and paid for*—wouldn't have been an investment in life-long security through good years and bad.

What curious quirk is it that allows the man who would be ashamed to borrow on his

[*Please turn to page 296*]

Tebbs

French in Knoxville, Tenn.

W. A. Rutherford, Jr., Arch't.

THE American Home Architectural Portfolio this month includes a wide diversity in types of houses. French, Colonial, Modern, Classic—all are represented.

The house above, designed in the manner of the French, is constructed of rustic gray stucco with heavy slate roof. It is planned with all rooms on one floor. Besides the two bedrooms there is a sleeping porch. A nook at the left of the fireplace in the living room is noteworthy as it forms an interesting exterior architectural feature as well. The garage is unattached. It is the home of Mr. Walter Anderson, located at Sequoyah Hills in Knoxville, Tennessee.

The home of
Mr. Walter Anderson

• • •

This half-timbered English house with brick nogging and shingle-tile roof follows

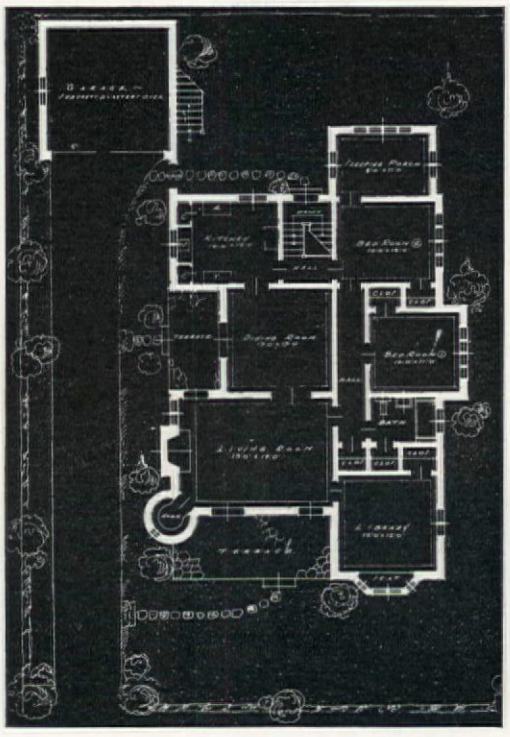

Half-timbered Englis







Robert B. Carr, Arch't.

closely the lines, colors, and materials of the houses of the Tudor period. Its long, narrow shape makes possible a room arrangement that is at once practical and livable today, with excellent light and cross-ventilation a major feature. The street front is pierced by fewer and smaller windows than the garden side which, because of its privacy, is more open, the better to enjoy a warm exposure and delightful outlook.

Approximately 45,000 cubic feet. Construction: open-work timber filled with brick or plaster, backed with masonry.

• • •

Colonial charm is achieved by brick and wood in the house in Birmingham, Michigan, illustrated at the top of the page. The design has outstanding merit.

The broad doorway has an unusually deep recess, paneled in wood, which affords ample protection from inclement weather. The interest lies both in the composition and beautiful detail. Of unusual note is the front elevation which presents a pleasing combination of the use of brick and wood. The dining-room wing with its framed overhang and "drops" typical of early Massachusetts architecture has been adopted to good effect.

Colonial in Birmingham, Mich.

J. Ivan Dise, Arch't.

The home of
Mr. F. R. Mixer

The central hall has long been a favorite in the American home. In the house of Mr. F. R. Mixer rooms of generous size have been distributed round the traditional hall in a most competent and refreshing manner. Notice how the service stair in the kitchen is convenient to the cellar and the maids' room above. A compact arrangement which solves the double stair case admirably. A wide stairway having a balcony door with side lights, giving abundant light leads to the second floor. There are four bedrooms, each having at least two windows, providing cross ventilation.

• • •

Actually built, as a feature of the recent Cleveland Small Home Show, conducted un-

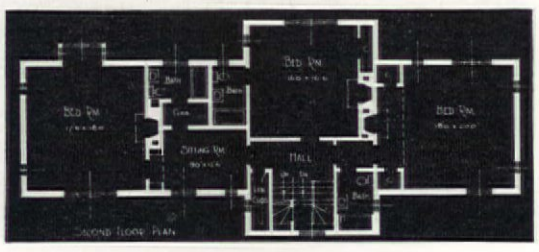

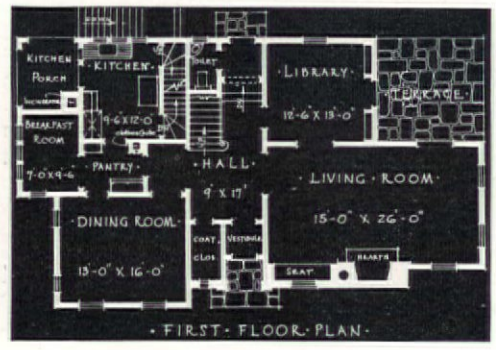

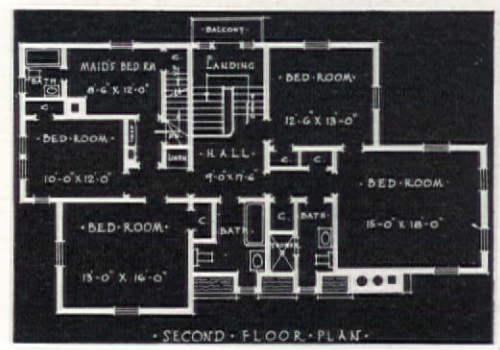

Snow

Prize winner in Cleveland, Ohio

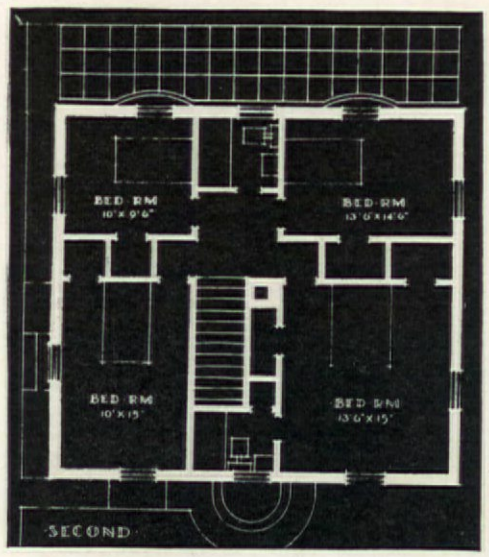

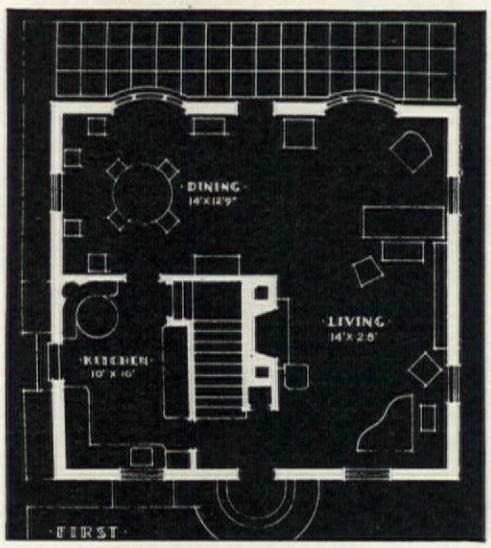

Designed by
J. Stanley Ott and George F. Doleys

der the auspices of the Builders Exchange of Cleveland, the house at the top of the page aroused considerable interest.

There were two problems in the competition: one for a house not to exceed 17,000 cubic feet, which should consist of a living room, dining room, kitchen, three bedrooms, one bath, closets and adequate space for heating plant and laundry; the other based on 25,000, to consist of a living room, dining room, kitchen, four bedrooms, two baths, closets, and adequate space for heating plant and laundry.

Built of brick (face brick) veneer, this design was awarded first prize in the second class. A small basement was provided for in this plan, and the garage was not attached. A warm air, air conditioning heating unit was used. This house was priced by the local residential builders at $8,000.

The smaller of the two houses, shown at end of the article, was the winner in the first class. It was built of wide siding, with the usual wood construction, and painted white. The service quarters, as you will see from the floor plan, are at the front of the house, and there is no basement, the heating plant being located at the rear of the garage. A one-pipe steam heating unit was used in this house. Cubage 16,680 cubic feet, priced by local residential builders at $5,800.

• • •

The Classic Revival house of Federal American traditions is located on a 80 x 100 plot and has a spacious leisurely air surrounded by well-cut lawns, while its large friendly windows speak of good cheer inside.

The main body of the house is of common brick painted a Colonial yellow as many a

Classic Revival

Especially designed for
The American Home

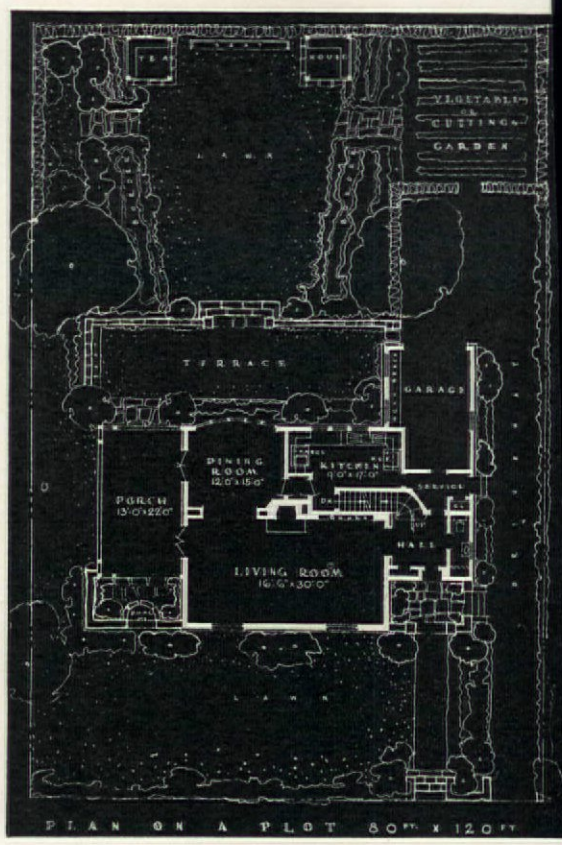



Wallace Wolcott
Architect

Seven-room steel-frame house

in Washington, D. C.

good New England house has been before it. Its wooden wings, pediments and porch are painted white while the shutters are painted a typical Colonial green.

Enter the small well-shaped little hall and then step into the spaciously proportioned living room, with its fireplace, and the gleaming white woodwork of the book cases and the window trim which carries effectively all the way down to the floor. Here is a room of charm and dignity.

The quaintness of the bowed window in the dining room gives this room its definite character, while French windows lead out to the large porch. Here again the garden is intentionally made part of the downstairs plan. All of the space is put to good use and there are no awkward or leftover spots.

The service portion is laid out to be most workable yet out of the way. The kitchen is in scheme a broad U shape with all equipment located for efficiency. Storage closets, under equipment, and well-planned cupboards reach to the ceiling.

The attached garage is well located for its accessibility, is spacious, and easily heated.

The bedroom floor is most attractive since all its bedrooms are high and well shaped with cross ventilation and liberal closet space. The plumbing is located over the kitchen plumbing for economy.

Sound structurally and a most economical plan, this house of American ancestry has an air of stability and spaciousness. Designed to provide modern ideas of outdoor living and entertaining as well as garden living. House should be furnished with modern furniture mixed with period furniture. Cubage: 27,536 cu. ft. Porch, 2,990 cu. ft. Costs: (27,536 cu. ft. plus ½ porch cube) at 30c per cu. ft. $8,709.30; 35c per cu. ft. $10,160.85; 40c per cu. ft. $11,612.40; 50c per cu. ft. $14,515.50.

• • •

The steel-frame house in Washington, D. C., is the Republic Steel Corporation's contribution to the solution of a modern house. It is one of the most intelligent solutions to the problem of a modern house built of time-proven material but made in mass production to bring the cost down. We show it here not only for this reason but because it more nearly approximates the average home-maker's idea of a home than do most modern designs. There is nothing freakish in its appearance as is the case with so much modern architecture. Much of it looks well when seen by itself, but when set down among other suburban houses they stand out like a sore thumb on the landscape. It is known as Berloy Steel Frame House, its keynote is a fabricated steel frame or [*Please turn to page 308*]

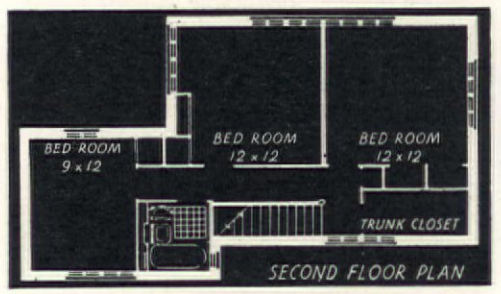

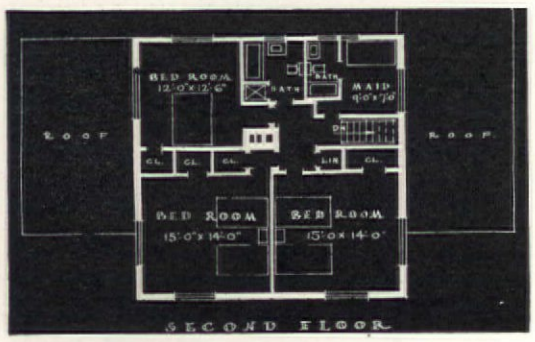

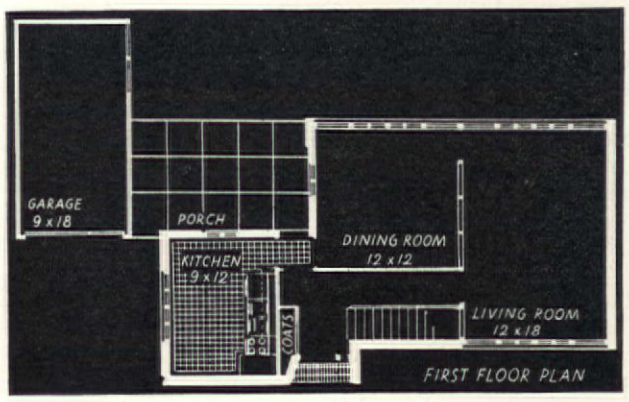

Earl Morris
Architect

H. Svenson Studio

Purchased, remodeled, redecorated for less than $10,000

B. Morris

HAVE you ever read in a magazine, beneath one of those delectable interior pictures, that "this room was completely furnished for the slight sum of nine hundred dollars"? And did you, like me, mutter darkly under your breath, that had it been yours, it would have been done for a great deal less than that "slight sum"? If you have, then, like me again, you must have long since come to the conclusion that you were never meant to become a home-owner and decorator. But now that it has happened to me, I feel I ought to let you in on the knowledge which grew from experience that a house can be purchased, remodeled, redecorated, and even partly furnished for considerably under the sum of $10,000.

Living in a small town has its advantages in that some of the very best neighborhoods may harbor their "haunted houses": that is, houses fundamentally sound, that have fallen upon hard days and lost the pride which once was theirs. When I first became interested in our "haunted house" the children of the neighborhood clustered around me in an awed group and asked breathlessly, "Are you goin' in *there?*" The same kiddies come to see me often now, and seem to feel no particular qualms about entering either its portal or my cookie-jar. . . .

The exterior changes, which were designed by our competent architect, Mr. Earl Morris, of Denver, were really very simply accomplished. One look at the house in profile brought the unanimous opinion that it looked just like Cyrano de Bergerac with buck teeth to add to his woe. But the job of face lifting only required the removal of the pointed gable and the hideous front porch, and more than half our task was done. Our attention was now turned to the front view, whose only remaining fault was an emaciated, too-narrow appearance. A new front porch, widened and lengthened, with a decorative expanded metal lath railing helped considerably and an early Georgian pediment further gratified our senses. The steps, far too narrow and steep, were lengthened and vastly broadened in beautiful proportion each to the next, and to the entrance as a whole.

I mustn't fail to let you in on one of our architect's most ingenious economies. We wanted a new front door very badly, but unfortunately, good oak doors, such as the one with which our house was already equipped, are expensive. The only fault we could find with it was that it simply didn't match the rest of the façade. So, Mr. Morris promptly designed us a new screen door, Colonial in feeling, which lives on our front door in pride from year's end to year's end! Only the final touches remained now. We replaced our thirty-odd broken windows with muntined ones, added two coats of white paint to cover up the nauseating brown and yellow that had afflicted us, and added green shutters. Presto, the "haunted house" was a thing of the past.

The interior decoration was so simple that

[*Please turn to page 312*]

MODERN IDEAS for very young moderns

Wyatt Davis



Lullabye Furniture Corp.

Hanna Tachau

The bath and dressing table above grows with the child! It later becomes a desk. And even the bassinet leads a dual life. A hood is added and, presto, it becomes a perambulator. Both are made by the Barcalo Co., designed by Ilonka Karasz, and sponsored by the Child Study Association. Screen, the Larkin Co. Linen, Mossé, Inc. Rug designed by Miss Karasz for the Bigelow-Sanford Carpet Co.

For those parents who do not insist on being so forward looking is this modern adaptation of the spool bed shown below

BE AS sentimental as we will about our nursery, it nevertheless has been somewhat of an extravagance to buy furniture that did not grow along with our children. It is with relief, then, that we find the new nursery furniture miraculously expanding along with the youngsters. It grows with them—and is both functional and convertible.

For those who are about to embark upon the adventure of furnishing and decorating a child's room, there is quite definitely an ideal towards which to strive. Let's check the essentials.

Often at great sacrifice, the sunniest room is given to the child, for air and sunlight are essential to his growth. Where there is no direct sunlight, sunny-hued paint helps to reflect and concentrate light. Walls covered with washable paper or paint, with perhaps a protecting wainscoting of oilcloth in a contrasting shade, should be light in tone, though never glaring, but the final selection of color will depend largely upon the exposure of the room.

For hygienic reasons, the floor covering must lend itself to frequent washing. A heavy linoleum rug is often recommended, but a soft-tread cotton rug, washable, reversible, moth and sunproof is pliable and warm to sit upon and also makes an interesting background for furniture. Braided or hooked rugs that can be put into the tub are attractive, and they look especially well when used with antique furniture or reproductions of old pieces.

Curtains that can bear frequent laundering, yet are thin enough to admit sunshine and air, have long done modest duty at windows. Very simple side hangings of glazed chintz, printed linens, or cottons or the new oil-silk fabrics shed dust and soften the hard outlines of Venetian blinds. Bedspreads, glass curtains, and covers should all be of washable materials, the fabrics for furniture coverings and hangings being of vigorous color against neutral walls. A light touch of color may also be in-

Above: A very early type of American craftsmanship presented in miniature, showing the beginnings of the modern bureau. The small Windsor chair with its simple lines is of the same period

Modernistic in design, this furniture fashioned from chromium and wood, the chairs upholstered in red leather, shows the simple, direct lines that appeal to many children as they do to grown-ups

Below: A delightful little antique chest of drawers. A perfect replica of an 18th-century piece designed for grown-ups. The antique miniature mirror and hooked rug make an interesting ensemble for any child's room

troduced by the gay hues of a potted pla or a flowering window box and by the glitt and fanciful invention of the ever-loved aqu rium. This, then, constitutes the backgrou of an ideal child's room. Space to play without being disturbed and freedom fro clutter must also be an objective.

As for the furniture—it must be sturd practical, and well scaled to the comfort the child. Many parents have voiced obje tions to the cost of buying small-sized furn ture whose years of usefulness are ver limited. Baby furniture soon has to be dis carded for that which would suit a child o three or four, and that in turn for large juvenile pieces and so on to young man an womanhood. The point is well sustained. Thi objection, however, has now been splendidl overcome. Furniture designers very cleverl create pieces that can be so enlarged tha they literally grow up with the child. Som of the parts can be removed and larger one inserted; others can be interchanged, while the pieces themselves can be put to various uses as the child's demands change and grow. Some of the flexible pieces are: a crib, desk, chifforobe, chest of drawers, and book and toy shelves.

Most important is the crib which is made large enough to do duty until the child is four or five years old. It can later be extended to a full-length single bed by discarding the slatted sides and inserting in their place a pair of longer side bed rails. This bed is so firmly made and durable that it becomes the nucleus for a "grown-up" room.

The chifforobe consists of two distinct parts —a chest of drawers with a cupboard top,



Photos by Childhood, Inc.

Above: Very practical furniture that grows up with the child. The crib can be converted into a simple bed six feet long. The cupboard at first a wardrobe, then a toy chest, finally does duty for desk and bookcase when school days start

Below: An early American interior, both simple and quaint, with pine walls and pine and maple furniture. At right below: The penchant for Swedish furnishings has reached the nursery. Gay and amusing painted motifs embellish the furniture and are repeated in the wall panels

and it, too, is convertible. The top can be detached. It has a divided interior—one side provided with shelves, the other with an adjustable rod and hangers for small clothes. When the child is old enough to put away his toys, the detachable top is removed and placed on the floor and used for a toy box; the lower part remains what it is—a chest of drawers which is low enough to be reached by a child, yet high enough to do duty until he is grown. There is another chest of drawers that can be raised to a required height by elevating the feet. When an older girl requires more space for her clothes, the chest of drawers is converted into a highboy by adding a "bonnet" top.

The desk is a combination book or toy shelf, desk, and cupboard. The mother or nurse uses it first as a general utility receptacle—the sliding shelf as a table, the upper shelves and cupboard below for storing clothes and infant necessities. Later, it lends itself to the many requirements of the growing boy or girl, with [*Please turn to page 292*]

Eric J. Baker

Greenhouses for average skill and average purses

G. E. Altree Coley

WHEN almost every flower-lover covets the apparently expensive luxury of having flowers in winter, it is strange that so few adventure into the delights of having a greenhouse which will provide winter flowers. The trouble seems to be that people think that a greenhouse demands professional skill and care, possibly an idea formed by visiting great public conservatories where tropical plants awe the beholder. But the home greenhouse need not contain a single exotic subject that is not ordinarily grown in the garden and yet it can be filled with flowers throughout the winter by the exercise of little more than ordinary garden knowledge.

Take the growing of Chrysanthemums for instance, which will supply the house with sheaves of flowers to the end of December. The greenhouse will be necessary for starting them in early spring. The cuttings taken from the base of old plants will be started in January in small pots of sandy soil. After they have rooted and begun to grow they will be hardened off in a cold frame. By the end of April they will need shifting to larger pots and as soon as the weather turns summer-like, they will need no more protection from glass until they are almost ready to bloom in the fall, when they are brought inside to mature their lovely blooms unassailed by the rigors of stormy weather.

This illustrates exactly what the home greenhouse does—it gives protection to familiar flowers at the time they are most desirable and when they would die if left outside.

The greenhouse year can begin at any date. In July one takes cuttings of Hydrangea hortensis for blooming next Easter. The cuttings should be six inches long, taken just above a joint and all leaves except the four at the top removed. The cuttings are then inserted in a pot of sandy soil and leaf-mould, put in a shady place and kept well watered. When growth has begun the plants must be potted up singly and will then require very little care in a cool part of the greenhouse until February when they will relish some liquid fertilizer every two weeks with abundant watering. I have had trusses of bloom a foot across from such procedure.

Towards the end of July and in early August one can sow in shallow boxes Schizanthus, Mignonette, Stocks, Nemesia, Clarkia, Antirrhinum, and Calendula. They should be given light shade and careful watering, and when they are large enough can be placed four or five in a large pot and brought on for early spring flowering.

Early in September one will want to pot up some "prepared" Hyacinth bulbs and Paperwhite Narcissus for Christmas blooms, and likewise some Freesias for spring. Crocuses planted closely in fern-pans will make a miniature garden in January. Daffodils can be planted in boxes five inches deep and two inches apart. Like all the other bulbs—except Freesias—they should be sunk in sand outdoors, or put in a cool dark place indoors and kept watered as required and brought to the light and warmth when growth has well begun. When the Daffodils show color in their buds they may be lifted, roots and all, and placed in sand or moss in ornamental bowls for room decoration. Early Tulips may be treated in the same way. A second and even a third planting may be made later on to give a succession of bloom.

In October, while planting out in the garden Wallflowers and Canterbury Bells, one can also put a few in pots and shelter in a coldframe until the buds appear when they may be brought into the warmer sphere of the greenhouse and forced into early flowers.

All this, so far, simply shows how easily anyone may have flowers out of season by using those which any garden-lover knows. In addition there are some choice things almost as easily grown though not familiar in gardens. The first sowing of Cyclamen is made in August, but the whole career of the plant is slower to mature than these others, so one may expect a glorious display the Christmas—after next. Cinerarias are easily grown. The seed is sown in late March and the plants kept in the open and given the shelter of a coldframe from the end of August until November. As they are subject to aphis they will need spraying or fumigating with a nicotine preparation, but they are beautiful enough to be worth the trouble. The large-flowering Primulas require more care, but the dainty P. Malacoides is quite easy to grow.



Begonias are divided into two classes—those growing from tubers, or more strictly corms, and those having fibrous roots—the former class having large flowers and the latter numerous small flowers. Both can be grown from seed sown in January or February and will bloom in late summer in the garden and may be potted up before the frost comes to continue their career in the greenhouse. But there are varieties especially developed for winter blooming which are best obtained from cuttings taken in spring. Carnations likewise can be grown either from seed or cuttings, the tree or perpetual being the most satisfactory and easily grown.

When the abundance of garden flowers makes forced ones unnecessary the greenhouse may be surrendered [*Please turn to page 327*]

In this 8 x 20 house the owner propagates five thousand Chrysanthemums each spring, of which the "stock plants" may be seen in the foreground. Work done in spare time. (Photos by author)

Below: An attractive type of the lean-to house which in winter furnishes the living-rooms with flowers, and may conveniently be heated from the dwelling house system



The greenhouse on the left is used as a sunroom as well. The luxuriant Schizanthus in hanging baskets, the Asparagus Fern and Maidenhair Fern, and the Nasturtiums are easily grown here

The East and Mid-West in the Colonial Manner



In Great Neck, L. I.

George R. Thompson
Architect and Decorator

ORIGINAL Colonial pieces and reproductions combine happily in the living room shown on this page, in the home of William G. Rabe. Pine paneling and smooth plaster walls tinted an uneven apricot tone make a warm background for maple furniture perfectly arranged for family comfort and company conversation. A balanced fireplace grouping, another near the entrance door, and a third near the window unit, with built-in window seats on either side of the French doors, give a number of different homey spots in which to sit. Chintz curtains are in shades of blue-green and tan with touches of red, colors repeated in hooked rugs, with the addition of black.

Colonial in Birmingham, Michigan

J. Ivan Dise, Architect

THOROUGHLY Colonial in feeling is the interior of the home of Mr. F. R. Mixer in Birmingham, Mich. The exterior views and floor plans of this house are shown on page 255. The focal point of interest in the library is the bookcase. Here is a charming example with delicately molded pilasters, caps, and ornamental frieze framing the doorway leading on to the terrace adjoining the living room. The center of interest in the living room is the fireplace with its exquisite Colonial charm. The window seat is an architectural feature that adds interest and comfort to the room.

Elmer L. Astleford

Close

IN THE modern small apartment o cottage, closet space is often at premium. The closet door frame shown on these pages were designed t alleviate that shortcoming and can b made by the handy member of a fam ily, that is, with the aid of good tools The frame illustrated in the photo graph is used as a linen closet. It i ideal for such small items as napkins doilies, guest towels, etc. This leaves the large closet shelves clear for more important and larger pieces of linen.

The frame on the opposite page can be utilized for an infant's layette. The doors of small closets in most cases measure between twenty-four and twenty-eight inches and the frame is made exactly four inches narrower

Demarest

In a boy's or man's closet, clothes can be kept far more orderly if the closet is equipped with accessories such as clothes carrier, tie rack, shoe rack, etc. From Knape & Vogt



oors put to work

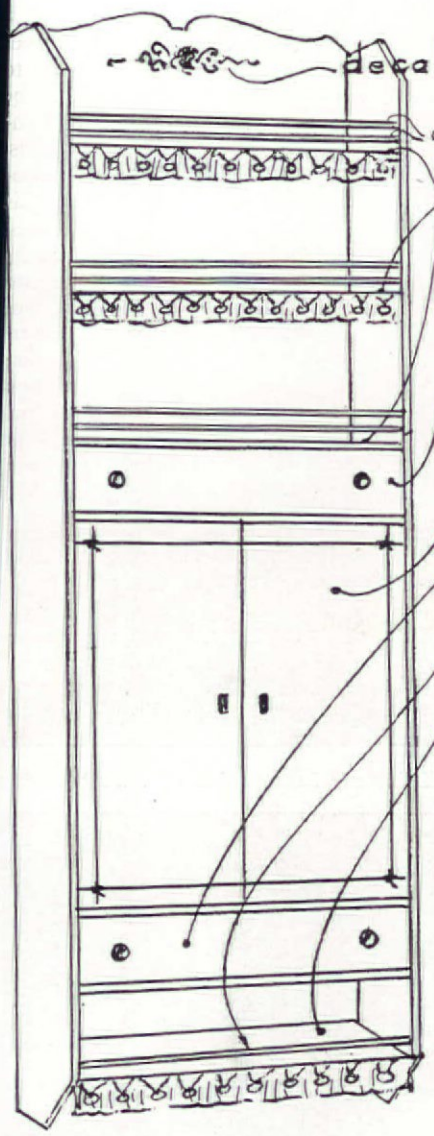

Infant door closet for small apartments where closet room is sparse



Four shelves—and shoe and stocking frame

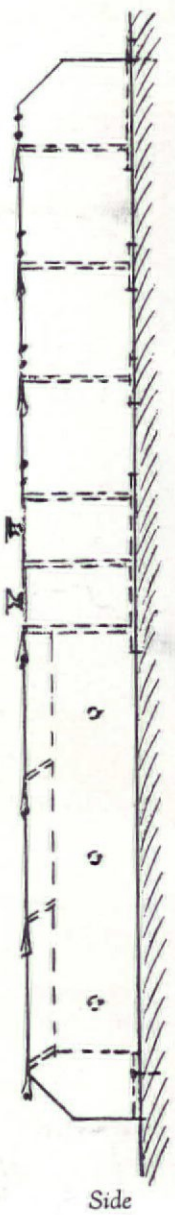

Side

Designed by Celesta Fricke

than the door width, allowing two inches either side of the frame. At least two inches are necessary on the knob side to allow the door to swing open without the frame coming in contact with the door jamb. Even these slim doors can carry a large enough frame to care for all the wearing apparel of our modern Lilliput.

The frame at the right is suited for the adult closet. It is in the writer's home and shows space at the bottom for shoes, above that drawers for stockings, leaving the upper shelves for dainty lingerie. If this frame is placed low enough on the door, the upper shelf can be utilized, with the aid of pedestals, for small hats.

The material used in the construction of these frames can be bought for a small sum, depending of course on the width of the door. I have found that the small sums of $1.75 and $2.50 will buy the wood, glue, paint, and trim for the smallest and largest of these frames. The reason for using ¼" plywood was to keep the weight of the frames at a minimum so as not to pull the door out of true. No trouble will be had if the door used is well built and seasoned. The weight of the frames in order of description are: linen frame eleven pounds, baby frame fifteen pounds, and adult frame twelve pounds.

The trimming of the closet is a matter of personal preference. With the wide assortment of chintz frills and ruffling available there should be no great tax on one's imagination to produce an effect that is a perfect picture as well as one of great convenience.

At left: Space around a radiator can be used to advantage by building a seat above it and flanking it with storage drawers and compartments as shown, at the same time vastly improving the appearance of a room. Masonite Corp.

Photos taken from the same spot before and after moving garage. Note how neighbor's house was completely "eliminated" from garden view after moving

MOVE THE GARAGE

—if you need more garden space

William Longyear

THE garage is frequently a robber of valuable garden space. Being a descendant of the barn, custom often builds it at a distance from the house necessitating a long driveway to the street. But having none of the odors, noises, or litter of the barn there is no reason for segregating the garage at the back of the lot. There are many reasons why it should be attached or semi-attached to the house.

To illustrate the point let us consider the specific and actual case as shown in the accompanying pictures. The plan is typical of the average fair size lot with a detached garage. The plot is seventy-five by one hundred thirty feet deep. The house is built across the center of the lot with ample space on either side. The double garage and the double drive in front of it occupied about one third of the entire rear garden. The width of this garden was cut down from a possible seventy-five feet to about fifty feet.

To make matters worse, the garage as located was decidedly detrimental to the pool and naturalistic planting arrangements. Arbors, evergreens, and climbing vines against the building helped but were only compromises. Those fifty feet from the house to the car were just enough on a rainy day to dampen clothes and spirits. A small child needed a play yard. The clothes reel with the well-known juvenile "decorations" was occupying a too prominent place in the garden scheme.

One morning bright and early a local contractor and his crew of men arrived with rollers and jacks. The first hour was spent in securely bolting cross timbers to the interior of the building to prevent springing. By noon the garage was moved straight forward to within three feet of the corner of the house and occupied the waste space which was previously the double driveway. By evening a new concrete foundation was under the sills. The total cost for labor and materials was about thirty dollars. The additional garden space made available for use is worth about two hundred dollars figured on a square foot basis.

The old concrete floor was broken into large slabs and used as random

[*Please turn to page 298*]

Two more before and after moving views, showing space gained—about one third more garden, a spacious play yard, and room for the clothes reel which no longer offends the garden eye

Not only was more space gained and the advantages enumerated above, but there is now greater convenience between house and garage. Plot plans will be found at end of article. Photographs by George Stagg

Light on shadow-box judging



F. E. Crum

Ethel Anson S. Peckham

The staging of such classes as those for shadow-boxes, niches, and arrangement classes in so-called niches or inset spaces without roofs or ceilings, have their value only if the judging of these classes be done by the trained judge who understands the first principles of design and the importance of the side and back walls and, indeed, of the whole space to the exhibit

NOWADAYS, in many flower shows, an arrangement class will be staged in "shadow-boxes." These are recesses set in a wall face, and are so arranged that they can be lit from above or at the sides. The lights are usually hidden and do not show as you view the "boxes" from the front. In other flower shows, dimensions of a space to be occupied by the finished arrangement will be given, and often this space is located in a depression in a wall so that the side and back walls of the space make a very marked enclosure or frame for the exhibit. Exhibiting in such recessed spaces is really a stunt because one does not find a place in the home where such an arrangement could be used and where it would appear like anything but a curiosity. Only in period houses, for example of the Adam period, would one find real niches of an architectural nature suitable for such arrangements and where the rules necessary for the correct judging of these classes in flower shows would apply. The student of design realizes that in the proper placing of flower arrangements in the home, adjacent objects, pieces of furniture, pictures, etc., may be used in the manner of a frame so that proportion and balance and suitable spacing will be correct and yet, because of their rightness, not be noticeable to the novice. The Federated Garden Clubs of New York State have incorporated in their book of rules some hints for judges and scales of points that will help materially toward a better understanding and judging of such exhibits.

These classes are an opportunity for the exhibitor to show her skill in composition and, where the classes are for Still Life, they are quite rightly staged in such recessed spaces. I do not mean by any means that all Still Life classes should be staged in such recesses because that would do away with the very fine "occasional tables" and so on, that ingenious schedule makers thrust upon the unwary exhibitor and judge! But, with the increased interest in flower shows and the surging of the public to view them they have a very splendid influence in the home. That is if they are rightly judged. Attention is certainly being drawn to the difficulties encountered and mistakes made, so suggestions for the surmounting and eliminating of these difficulties and mistakes may not be amiss.

Beginning at the source of trouble, then, let us look first at the schedule and see what should be put in it and what the exhibitor should look for when making plans to exhibit.

It is best that in all arrangement classes the space to be occupied by the entry on the show table be stated in the schedule and, if there is to be a background provided either by the committee or by the exhibitor, its dimensions and material should be specified. If the committee is providing the background, the schedule should tell the color and, for shadow-boxes, the color of the wall face also, so the exhibitor may know with what she has to contend. I use this word contend advisedly because it really is a bone of contention. Another thing, what about the lighting? If artificial, let it be said so, and, if from above or from sides or one side, let it be specified. All this will be a guide to the exhibitor, and even more so to the judge when he comes to pass the final word on the exhibit. For, in the matter of lighting alone should the word "shadow" be used in the class-specifications, he must consider the shadows thrown on the walls and floor of the space as part of the design; but, should the lights be at top and both sides so no definite shadows can be thrown, that item may be eliminated from the problem. To specify a class for *Shadow-Boxes* and then have lights all around inside the frame defeats the very purpose of the class. The loose use of the words "shadow-boxes" for these inset spaces or niches is very bad schedule writing.

As our show interest increases more care must be taken in all these seemingly minor details and, while to "baby" exhibitors is almost the greatest mistake a committee can make, it is at the same time a committee's

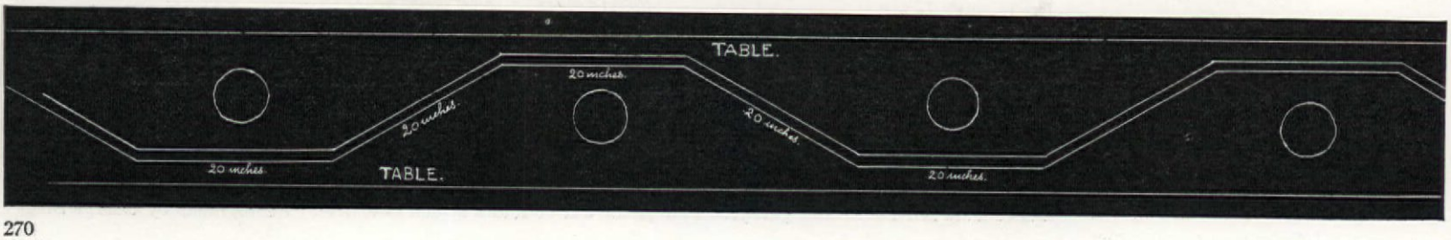

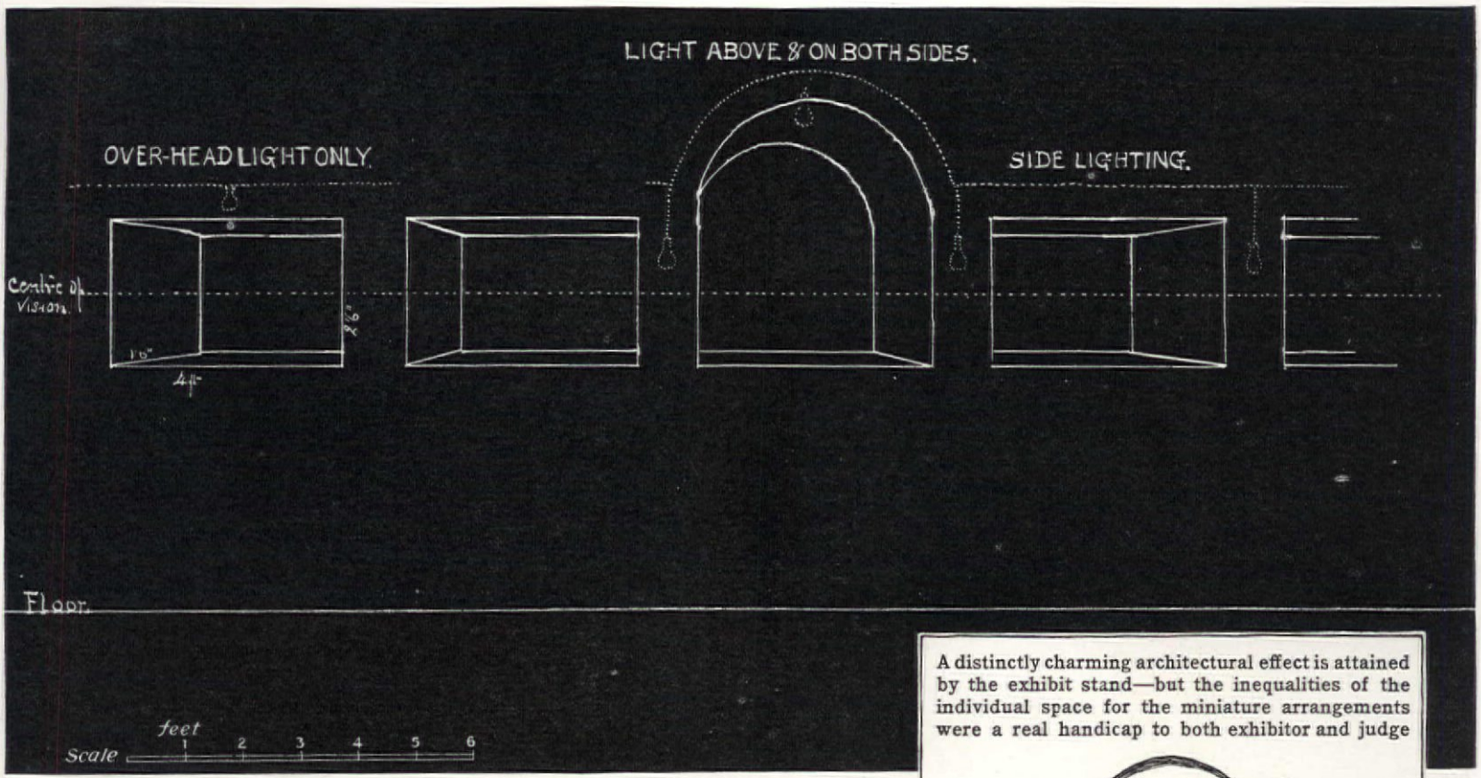

duty clearly to put before the exhibitor and judge *every item that is really needed for the correct determination of the best exhibit in a particular class.*

There is a tendency to make classes for copies of pictures. This is all well and good for the *novice* classes in arrangement that are staged in inset spaces because the exhibitor does not have to worry about the composition of the picture, only to reproduce it, and the skill required is just that of a clever worker in *technique*, a copyist only.

A *period* class is always a good one as it incites the exhibitor to study and there is no doubt that judging period classes is good exercise for judges too. Such stunts as writing a poem and then illustrating it with a Still Life displayed in a shadow-box are rather ridiculous when one thinks them over seriously. How are flower show judges to know what the poet means by the verse? And then does it mean only what is convenient at the moment!

The old, tried (very much tried) exhibitor knows that in the majority of cases the shadow-boxes or inset exhibiting spaces are placed at eye-level and she plans the Still Life or arrangement accordingly but sometimes the management puts the recesses higher or, very occasionally, lower. It would be well to let the exhibitors know beforehand at what level these things are to be staged.

There are a number of ways that arrangements are staged in "niches" at shows. There was a very pretty effect at a show where a carpenter had made a sort of cabinet with pigeon-holes of different shapes and sizes of sufficient number to accommodate the entries that were expected in several classes. This was well lighted from in front so all the entries had an equal chance so far as that was concerned. The effect was distinctly architectural and, as it was for "miniature" arrangements, it was really charming. My argument against this particular cabinet was that some of the upper niches, perhaps to give proper balance to the design, were taller than others and the class that was staged was placed in both short and tall niches. This was wrong as there was a definite size specification for the entries and those staged in the upper niches were placed at a disadvantage. Pair arrangements were also staged in this affair which does not seem right as there should be a definite location or purpose of use specified and, if the pairs are to be used on a mantel, they should be staged on a mantel or on a shelf to represent the same; if for a dressing-table, they should be part of a "Still Life Dressing Table" exhibit; if for a "Hall Table" exhibit, on a hall table, etc. The placing of pairs is most important as their relation to each other is as essential as their part in the whole design and purpose.

Here are the two scales of points to be used by the New York Federation of Garden Clubs and you will notice that when judging arrangements in niches there is no mention of shadows, whereas in the scale for shadow-boxes there appears "Lighting and Shadows."

A distinctly charming architectural effect is attained by the exhibit stand—but the inequalities of the individual space for the miniature arrangements were a real handicap to both exhibitor and judge



Scale for Shadow-Boxes

Proportion of composition to dimensions of box	20
Lighting and Shadows	15
Distinction and Originality	15
Suitability of combination of floral material with itself and accessories	15
Color combination	10
Proportion and balance	10
Arrangement	10
Condition	5
	100

Niches

Proportion of composition to dimensions of niche	20
Distinction and originality	15
Color combination	15
Proportion and balance	10
Relation to receptacle	10
Combination of floral material	10
Arrangement	10
Condition	10
	100

This matter of shadows is second to that of "proportion of the composition to the dimensions of the box" but its right place *is* second for the attention of the judge is then drawn to it and the combination of the totals of the other qualifications will bring the "arrangement" into its proper relation to the whole.

Shadows should be a part of the design in shadow-box exhibits and they must not *predominate* but be the *complement of the whole* for they should not confuse the eye and distract by causing one to glance all about instead of looking at the thing as a whole and then following with the eye where the forceful lines lead. Shadow that is more prominent than the rest of the composition is bad perspective, it distorts and makes one uncomfortable and also, it [*Please turn to page 321*]

Home of Mr. John C. Whittaker, in Winston-Salem, N. C.

Northrup & O'Brien
Architects

Photographs by
R. Tebbs

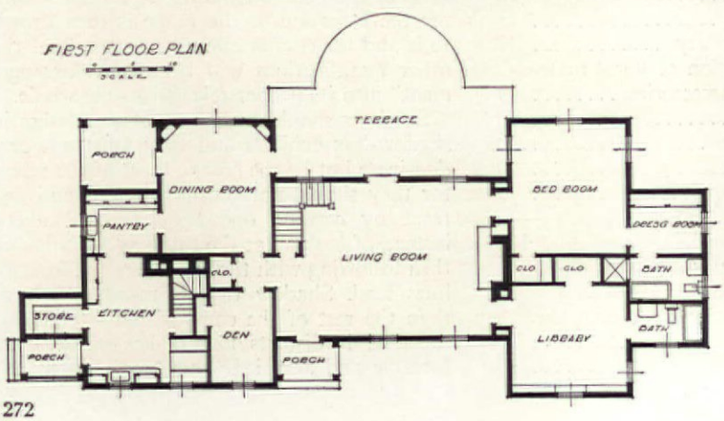

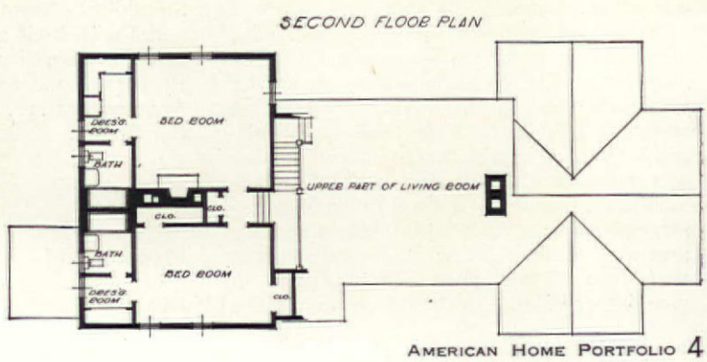

erior—

ving room: Walls and ceiling pecky
press, trusses and rafters oak
ken from old building; stairs and
lcony constructed of oak with
lusters worked out by hand at the
ilding. Finish aged stain, lacquer

brary, shown below: Walls built
California redwood molded verti-
l boards, finished natural with
ear lacquer, color developer.
ining room: Walls, California
hite pine, horizontal molded
oards, aged stain and lacquer finish.
wners' bedroom (first floor):
Valls vertical molded chestnut
oards, aged gray stain and lacquer.
edrooms (second floor): Vertical
olded boards, knotty white pine



The furnishings in the dining room are definitely in keeping with the character of the room. Built at one end is an open dresser with long shelves for rows of plates, glasses, etc. At opposite side are two built-in corner cupboards. In the living room a feeling of great spaciousness has been afforded by the elimination of the ceiling

Exterior—

Chestnut boards, rough, stained a weathered gray stain. Roof, hand-made shingle tile, gradated color of nearly black at eaves to a bright red at the ridges. The shutters, with exception of those on the bedroom windows, are of the batten type

A new treatment for halls

A square lantern that would add distinction to any hall comes from Chase Brass & Copper Co. To hide an awkward hall corner are two dramatic screens with interesting lights and shadows, for utility and pattern. The shutter screen comes from Bloomingdale's, the bamboo from B. Altman & Co.

Mary E. Hussong

THAT adage of setting the best foot forward is a good one to bear in mind when you direct your attention to the decorative possibilities in the hall.

For no matter what porcelain treasures you have tucked away in your china closet or in what delectable, apple-pie order you have arranged the linen closet, it is from the hall that your newest friend receives her first impression of your home. There are, unfortunately, some halls which are nothing more than entrance ways and parking spaces for umbrellas and boots. And there are others which immediately establish the air of dignity, hospitality, and well-being which pervades the whole house.

People occasionally object to fixing up a hall on the grounds that they would rather spend their decorative dollars on rooms in which they live. They will say that they haven't any such superfluity of good furniture pieces and Oriental scatter rugs which would enable them to divide with the hall. Ourselves, we are in sympathy with this point of view. We would say, reserve your nicest rugs and furniture for the living room where they can be most enjoyed. But without the aid of handsome furniture, and with no rugs at all, do something distinctive and interesting with the hall. Endow it with so much charm and so much personality that guests upon entering your house will surely lo about the hall and smile with admiratio

Our suggestion is that you take an inspir tion from the garden and try the effect bringing your garden into the hall. The e pense involved will be slight and the char achieved will delight you.

For such a hall you need surprisingly littl a carefully planned floor and backgroun suitable lights, a piece or two of garden furn ture—not too large or cumbersome, acce sories, and a goodly supply of plants.

When the front door is flung wide and you guests enter the hall you will want, if your is a garden-hall, to give them the impressio of walking on flagstone, brick, or marble. An the new linoleums can achieve any of thes effects for you at a pleasantly small expens You can suit your color sense in flagstone your bricks may have a sun-faded effect, an you can have your marble in large black an white squares!

And now for a background. Possibly noth ing would be so effective as walls painte white—a foil for green plants and a sourc of light. For variety you might cover th door panels with flowered wallpaper. And i yours is a fanciful nature there are starred papers for a ceiling. Should the walls be plas ter, little flower tiles might be inserted here and there. If you prefer wallpaper for your background there are wonderful new scenic patterns showing pleasant countrysides and colorful garden patches.

A charming method of adding interest to the background is to use panels of wood lattice on the walls. If you like, vines might be planted in pots and trained to grow up the lattice. Screens, too, add a novel note to the background. And there are so many appropriate kinds from which to choose: shutter screens, roll screens of fluted wood, wallpaper screens showing flowers, birds, field or tropical scenes, and screens of bamboo.

The most perfect form of illumination for a garden hall is achieved with indirect lighting. Two lovely white columns of fluted wood with lights concealed under glass tops would be ideal. If you must have a hanging light, choose a fixture of iron and glass which gives a garden feeling. Should the hanging fixture that you have be unsuitable, it can be removed and one of your wrought-iron floor lamps can be brought into the hall. Be sure that you choose for this lamp a shade of flowery, colorful design.

You will want very little furniture. A couple of small tables [*Please turn to page 306*]





Demarest

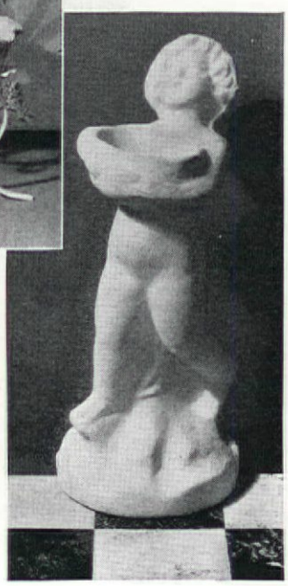

Plants may rest on standards or in hanging wall brackets. The white iron stand and the bracket come from Hammacher Schlemmer & Co. For a niche, small hall window, or console is a pleasant little garden figure, from B. Altman & Co.

A fool-proof garden!

Frances Gould and Mary Richardson

WANTED, a garden! Not just an ordinary one, but a well-planned, easily handled fool-proof hardy garden!

The Gardener is an enthusiastic amateur but has not much time to devote to her hobby, and she wanted a garden simple enough to be handled by herself and an occasional boy-by-the-hour; one that would not require too much attention during the hot, dry, vacation months of July and August; one that would be a joy to the eye, pleasant to the nose, and would furnish flowers for the house. She wanted it in pastel colors that wouldn't clash, yet not entirely blue nor all pink. In short, a garden that would be a decided improvement on her first attempt.

For she had had one garden. When the charming little Colonial house was finished, some years before, lawns had been made and edged with shrubbery, a white fence was built around the drying yard, and a garden planted in front of this fence. At first it had been rather sparsely planted, as new gardens are apt to be, but it soon filled up, one way and another, particularly with persistent spreaders like Coreopsis and Michaelmas Daisies and the poorer varieties of Iris. Then came the Depression—and the house was rented. When the Gardener returned to it, the garden was a wilderness of weeds and near-weeds—a sorry sight, indeed, to behold.

The Gardener was discouraged. She didn't know what to do with the mess! But she did know a clever garden architect, one who could plan a modest little garden as well as a grand elaborate one, and she took her the problem for solution. Details were discussed and plans drawn. The Gardener had thought they might have to wait until spring, but the expert declared that the fall was the very best time to start a perennial garden.

The new garden was staked out. As may be seen from the diagram below, the design is simple. Just a flagged space to be used as an outdoor living [*Please turn to page 323*]

Below, the garden as it was last fall before the reconstruction work began, and on the left is seen something of the resulting bloom when spring time came this year. Garden designed by Springtime Gardens



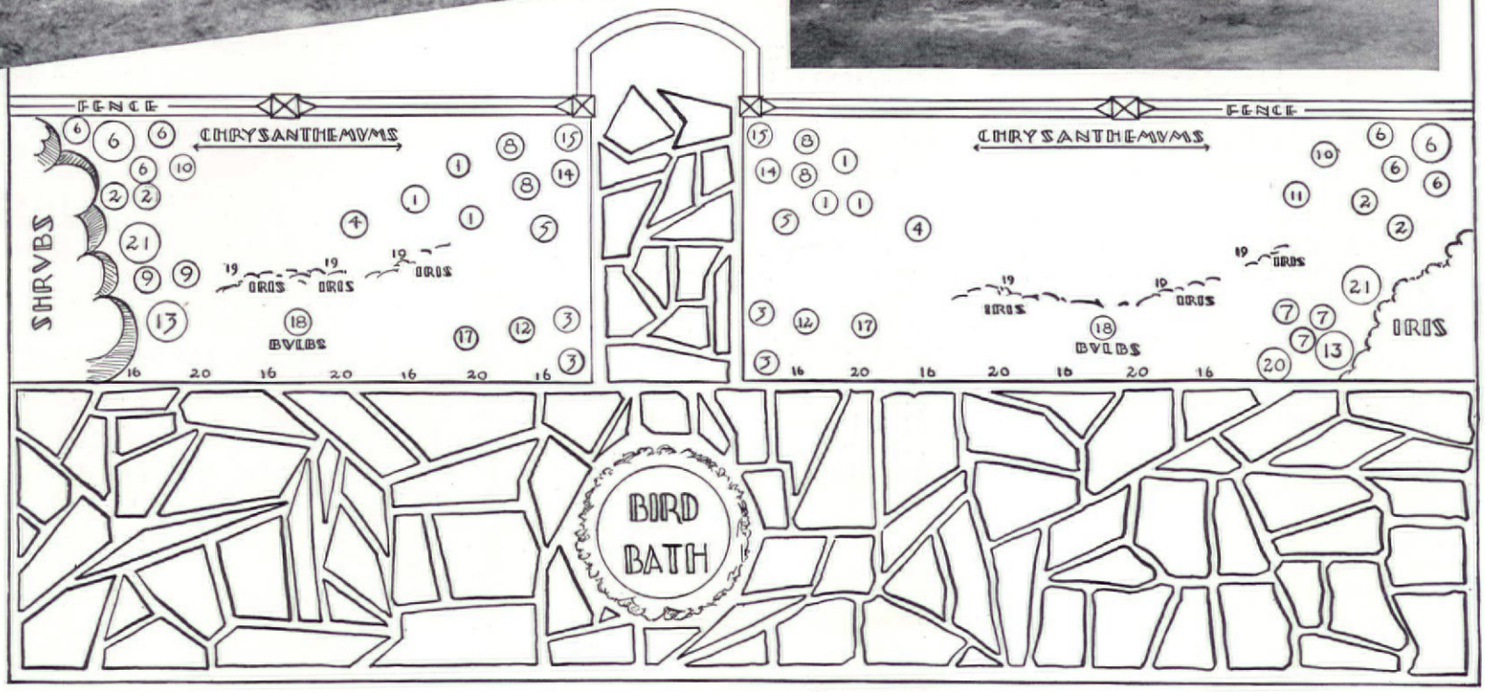

Drawing and photos by Marcel Rousseau

1. HYBRID AQUILEGIA
2. AQUILEGIA CHRYSANTHA
3. DICENTRA EXIMIA
4. CENTAUREA MONTANA
5. CENTAUREA DEALBATA
6. HYBRID DELPHINIUM
7. VERONICA TEUCRIUM
8. VERONICA
9. POLEMONIUM REPTANS
10. SALVIA PITCHERI
11. CHRYSANTHEMUM ARCTICUM
12. ANCHUSA MYOSOTIDIFLORA
13. TROUT PLANT
14. PHLOX DIVARICATA
15. HEMEROCALLIS FLAVA
16. PRIMULA
17. IBERIS SEMPERVIRENS
18. TULIPS
19. IRIS
20. GRAPE HYACINTHS
21. SIBERIAN IRIS (SNOW QUEEN)
22. DAPHNE CNEORUM



Turn your washroom into a hobby room

Helen Bell Grady

In the home of Miss S. L. Bunker, of Piedmont, Calif., the washroom became a dog kennel and trophy room when not in use for the family wash. Above, the bunk end of the room. Above the bunks is a storage space for dog show equipment, supplies, and cupboards of old copies of dog magazines and show catalogs. The cost, approximately $15

NO HOUSE in the present-day scheme of things should have any waste space. Every room, any architect will tell you, should be equally livable and attractive. When a new house is being contemplated, this ideal condition can be planned for, but in the majority of houses already built, there is a room used but once a week—the washroom. Not only is this space wasted the other six days, but the place is usually an eye-sore, for it is a catch-all for old newspapers, magazines, and disorganized junk.

In this age when double-duty is the watchword, why not take this "horrible example" of all rooms and see what can be done with it? Make it a seven-day room by turning it into a place that the entire family can enjoy, a place to house a hobby.

Chances are that the washroom in your house with a little paint and by careful planning can be made into a hobby room very easily. It may be turned into a room where the men and boys of the family can pursue their hobby of hunting and fishing. Here their equipment may be kept and with the addition of a few changes, a work table can be made over the tubs and storage provided for tackle and guns. Or it may become a carpentry shop, with the tubs now transformed into a work bench. It may be a conservatory for the housing of rare plants, or a sort of inside hothouse where seeds may be started in flats and gardening equipment kept or, like this one pictured, a kennel room for dogs and their accessories.

To excite your imagination on what might be done, here is an example of how Miss S. L. Bunker of Piedmont, California, changed her unattractive basement washroom into a hobby room, in her case dogs. She has provided a kennel room for her three Schnauzers and a gathering place for her dog-loving friends as well. All this was brought about with little expense, for she did the carpentry work herself, and her only outlay was for lumber, hardware, paint, and stain. The improvements which transformed this dingy room into something to talk about, are such practical ones that they may be copied by anyone who is anxious to see a laundry do double duty.

In her washroom, she constructed bunks, with ample storage space above them along one side of the wall. Instead of using separate doors on the three divisions into which the storage space above and the bunks below are divided, she had all the sections hinged together, so that the folding doors of both parts could be swung back against the wall to one side and the entire space exposed. When the doors are closed, the side of the room resembles a paneled wall.

Each bunk is about 2½ feet square and is equipped with a cedar-filled pillow. Cedar shavings prevent fleas, you know, and what pet owner is not faced with the problem of how to eliminate these pests. The pillows contain zippers, so that the covers may be removed and washed once a week and then refilled with the shavings. Name plates made from unpainted wooden letters are below the bunks for a "personal" touch.

Above the bunks is the well-planned storage space. Here shipping crates for out-of-town trips to dog shows are kept. Bags for show equipment; supplies, such as cases of canned dog food and cartons of puppy biscuit, and bathing and stripping material are all out of the way behind the folding doors.



Corner of the dog room showing concealed wash tubs. The top is removable when the tubs are to be used. It is so arranged that it can be turned over and the under side used when stripping and brushing is done on top of it

Commercial & Photo View Co.

Shelves in one end of the cupboard provide the much-needed space for the storage of old copies of dog magazines and show catalogues which lovers of fine dogs cherish and wish to keep on file for reference.

Another interesting feature of the dog room which would be installed in any remodeled washroom is a trophy case and a library of dog books. The case is located on the opposite wall from the bunks. It is so constructed that trophies of various sizes may be stored on separate shelves. The space in back of the silver cups is used for the hanging of ribbons won at shows.

The most important problem in transforming the washroom is how to conceal the tubs so that they fit into the decoration scheme when the room ceases being a laundry and becomes a hobby room. Miss Bunker enclosed her stationary tubs in a case of knotty pine, the lumber which she used throughout because it is inexpensive, easy to stain, and good from a decorative standpoint. The completely concealed tubs resemble a built-in cabinet with a removable top. When the tubs are being used, the top comes off and is placed to one side. When not in use for the family wash, or for bathing the dogs, then the top fits back on, and it provides a place for the current issues of dog magazines. When the dogs are being stripped and brushed, Miss Bunker turns the under side of the top out so that the stained finish of the right side is unharmed. This same idea would apply when the washroom is serving to house other hobbies besides dogs.

The ideal dog room, according to this breeder, is one that is so located that the dogs may go in and out into their yard through an opening that is provided for them either by way of a door or window. In her case, this is impossible, but for those who have rooms easily accessible to a yard, such a situation is just right.

In addition to dogs, Miss Bunker has carpentry as another hobby. Thus it was easy for her to undertake all the construction work in the dog room herself. Equipment for such a room is so easy to build and so inexpensive (in her case the cost was approximately $15) that she says it is no trick for any home craftsman to undertake a similar remodeling job. She even refinished and wired for electricity the old wagon wheel which serves as the attractive and very unusual lighting fixture in the room. Of this, she is justly proud.

Miss Bunker and one of her pet champion Schnauzers at the work table provided by enclosing the stationary wash tubs in a case of knotty pine. A large covered Indian basket is kept on the floor for dog combings

Throughout the room, decorations that pertain to dogs have been used. Pictures of her own dogs hang on the wall, and those of others which interest her. A dog map of the world is an interesting and appropriate addition to any kennel room.

By painting the cement floor a deep shade of red, and by cutting the entrance door in half to make a Dutch door, Miss Bunker has provided a room which is practical for the care and raising of dogs, and one that is attractive enough to be used as a sitting room when "doggy" people get together. For here the dogs may be kept in their place and enjoyed at the same time without the worry and annoyance of an upset house.



The old wagon wheel which Miss Bunker refinished and wired herself, makes an attractive and very suitable ceiling light in her dog room

Whatever your particular interest may be, you, too, can provide space in which to carry it on, if you remodel the family washroom and make it into a hobby room. It need not involve a great expenditure of money—although that is a personal matter and you can go as far as you like in that respect. What it really calls for on the part of one wishing a hobby room is plenty of imagination.

At right, the trophy case and dog library. The space behind the silver cups is used for hanging ribbons won at shows

AFTER DARK



Sketches by Frank Fleming

Ellen Janet Fleming

WHEN the twilight deepens as the dark comes, we press a few buttons to make the night rival the light of day. Our habit of accepting scientific blessings without many brain waves of our own encourages us to buy bulbs, fixtures, pay our bills and expect a perfect light. But in lighting our houses adequately, although the men of science provide lavishly, they do require us, if we would benefit fully, to grasp the delicate secrets that lie between a room lighted so that it is possible to see and one where it is *easy* to see.

Think of your great, or your great-great grandfather reading his Bible on a winter's evening a foot away from an ordinary household candle. The amount of light that came onto great-grandfather's book as he sat a foot away from the candle is taken by modern research as a unit of light and called a "footcandle." Scientists have devised a little machine to measure light in footcandles. And with its help they begin to tell us some fascinating secrets. If we read outdoors in the shade of a tree on a summer day we have 1000 footcandles of light. And the average general illumination in the American home at night is two or three footcandles. Isn't it amazing that we have gone so short a distance from the strain of reading with one or two candles stuck in a bottle? It behooves us to learn much more about our lighting arrangements than we now put into practice. Too much light, an unpleasant, glaring light is certainly most undesirable. But we aren't afraid of 1000 footcandles of light outdoors. Why shrink from the twenty footcandles which the men of science tell us make reading easy and comfortable at night?

It may use a little more current, but why should we turn niggardly toward our eyes, one of our most precious possessions, and subject them to constant strain? And light bills are a very small proportion of our accounts. One man figured that the cost of lighting a bridge party for an entire evening was half the price of a package of cigarettes!

After dark there are certain activities that we wish to carry on, such as reading, writing, sewing, work in the kitchen, dressing, and various kinds of recreation. Let's be very practical and design a reading lamp to be placed on a table beside a chair. You know from observation the pool of light that a lamp sheds; this pool of light demands some attention. If you have a lamp with a base that is twelve to twenty inches high it will make the pool strike high. Shoulder high of the reader is ideal, but if you have a lower base the light will come down too low to be useful, unless the chair is very low and the table high. With two sixty-watt bulbs in the lamp sockets you'll get the right amount of light for easy reading, provided the reading is not prolonged or difficult.

The glare will call at once for a shade. If the shade is of lightweight parchment and comes down well over the bulbs it will conceal the spots of light coming from the bulbs, and keep all glare from the reader's eyes. The shade will absorb some of the light, so it ought not to be made of material that is very dark or heavy.

A broad flaring shade increases the circle of light, whereas a shade with straight sides brings the light down sharply making the pool of light smaller. Every foot of distance from the lamp decreases noticeably the light capacity. And if the shade is closed at the top, the whole pool of light is cast downward leaving the upper part of the room dark, the lower part light. Any such marked contrast of light and shadow in a room makes the eyes do a lot of strenuous and unnecessary gymnastics in adjustment. There should be soft and shadowy effects in a living room because we want charm and friendliness here, not the floodlight [*Please turn to page 309*]





PAUL REVERE

The craftsman who rode a horse

Millicent Stow

SINCE 1863 every American school child has known about Paul Revere and his midnight ride to awaken the good people of Concord and Lexington. But Longfellow failed to tell us that Revere's ride was only an episode in the busy life of a successful and versatile craftsman who has left fine examples of his art to posterity.

Paul Revere was born in Boston, Massachusetts, in 1735 and lived there all his life except for the periods when he was away on missions for his country. Paul was the third of twelve children and was named for his father, also Paul Revere.

Paul Revere, the father, was born in France of Huguenot parents and was christened, Apollos Revoire. When he was thirteen years old he was sent to learn to be a goldsmith on the Island of Guernsey. He later came to Boston and was apprenticed for a time to John Coney, a famous Boston silversmith of that time. In 1729 the first Paul Revere married Deborah Hichborn who became the mother of the well-known patriot-craftsman.

The silversmith was an important and trusted man in the community and was usually a member of the same church and other organizations as were his clients. The Reveres were prominent men of Boston and enjoyed a place of honor in their work and in private life.

While just a lad Revere learned to design and make silver in his father's shop. Banks were unknown and trading was done with silver coins. Wealthy merchants brought their coins to the shop and the father and son made porringers, spoons, tea pots, and tankards for their patrons. The son showed great talent as an engraver and learned to engrave fine crests and armorial designs upon the silver. Silver was an investment in the early days of the Colonies and wills prove how important it was considered in the family life.

When Paul Revere was nineteen his father died. He had learned his trade so well that he was able to carry on the work his father had taught him and was destined to become one of the foremost silversmiths in America. At twenty-one Revere showed signs of adventure because he joined the local artillery and was sent on an expedition against the French at Crown Point. He also served for about six months at Fort William Henry on Lake George but during that time he did not see action.

Returning to Boston, Revere carried on his silver business. Engraving interested Revere and he was very skillful with the engraver's tools. His experiments with copper plate were clever, although some were very crude indeed.

By 1760 life in Boston had become a bit complicated under British rule and Revere was interested in everything that took place. He was one of a group of young men who kept things pretty well stirred up ten or more years before the Revolution. He belonged to several patriotic societies, some more or less secret in character, and he was one of the active members of the famous Boston Tea Party of 1773. His engraving of the "Boston Massacre," made after the event in 1770, was probably as important at that time as his ride at midnight or any of his later activities for his Government.

By 1774 Paul Revere was apparently in the midst of the most exciting time of his life. He was an expert rider and went from Boston to New York and Philadelphia on several occasions to get support and coöperation. In 1774 he rode to Portsmouth, New Hampshire, and took news of an embargo of war munitions and the plan of the British to send a large garrison to the fort at New Castle. Because of his fast riding and timely warning the New Hampshire Sons of Liberty were able to surprise the fort and capture one hundred pounds of gunpowder and fifteen cannon, later used against the British at Bunker Hill. This was the real beginning of armed force against British rule. From that time Paul Revere was in the midst of all the activities in

Silver teapot made by Paul Revere. Robert Ensko, Inc.

A rare commemorative bowl designed by Paul Revere. Courtesy of the Mabel Brady Garvan Collection, Gallery of Fine Arts, Yale University

Silver teapot made by Paul Revere of Boston (1735–1818). Courtesy of the Mabel Brady Garvan Collection, Gallery of Fine Arts, Yale University

Another teapot, with typical straight spout, owned by Mr. W. T. H. Howe, Cincinnati, Ohio. From Old Masters Associates

Boston and for a few years the patriot Revere was more active than the craftsman Revere.

Those who want to know the real story of the ride that Paul Revere took on the night of April 18, 1775, must read it in some reliable history. Longfellow's poem is romantic but not wholly correct. We know that he did warn the inhabitants of the Middlesex towns and that he probably did order the lanterns hung in the Old North Church steeple. The lanterns that were hung were not the round pierced-tin type that are so often termed "Paul Revere" lanterns. One of the original lanterns may be seen today in the Concord Antiquarian Society, at Concord, Massachusetts, and it has four sides of glass. Revere would have had to guess at the number of lanterns if he had used the pierced-tin model.

Covered milk jug by Paul Revere

If at this period Paul Revere's silver business was suffering for his presence, he was busy at other things that were important to him and to his country. In 1775 Revere was sent to Philadelphia to inspect a powder mill because one was needed in Massachusetts. The owner of the mill allowed Revere to look around but would not let him sketch or take notes. Revere had a fine memory and also a knowledge of chemistry and manufacturing, and so when he returned to Boston he was able to make gunpowder for the Continental army. A year later he was not only making tons of powder but was also making cannon. A versatile and useful citizen, Paul Revere!

Rare covered silver sugar bowl

In 1780, the War over, Revere at forty-five was a vigorous and energetic man ready to take up his work again. He had a wife and eight children to support and his business had not been prosperous for a number of years. However, Revere was the type of man who could always turn to something to make his living and if he could not make silver for rich citizens then he would work in some other medium. By this time his son, Paul, had learned his father's trade and another son, Joseph Warren, had been associated with him in the powder and cannon business.

Revere started again after the War to capture the silver business of Boston. He opened a shop where he sold gold jewelry, medals, seals, silver of all kinds, false teeth, and picture frames. Revere repaired George Washington's false teeth when he visited Boston. He also made many of the fine frames for portraits that were painted by Copley.

In 1789 Revere started a brass and iron foundry in Boston. His son, Joseph Warren, went into business with him in 1792. Colonel Hobart, the famous bellmaker, had just died and Revere thought that making bells would be as interesting and lucrative a business as silver making. Apparently the first bells he made were not very good or at least they were not musical to the ears of the public. But Revere was a good craftsman, and in a short time his bells were being rung in many churches around Boston. Records show that his bells went even to Cuban and Southern plantations where they were used for the purpose of calling the slaves.

In 1794 Revere was casting fittings including cannon for ships. His was the first factory in the country to smelt copper ore and to refine and roll it. Revere made the spikes, bolts, and pumps for the United States frigate *Constitution*. He also furnished over six thousand square feet of copper for the dome of State House in Boston and he made copper bottoms for seventy-four new gunboats for the Government—that in itself a large commission.

Coffee pot by Paul Revere

Revere was one of the most active Masons in America and made many jewels and insignias and engraved elaborate membership certificates for the lodge.

In the last few years we have come to realize what an important craftsman Paul Revere was. He made silver over a long period of years and had to compete in trade with the finest work of English silversmiths. Before the Revolution it was fashionable to buy luxuries from England. Paul Revere was able to copy the finest English silver and was also able to add something to his work that appealed to those who would have bought English silver. Revere's engraving was very fine and he was able to make beautiful crests, cartouches and delicate designs on his pieces that appealed to the wealthy class who wanted their silver made in the English manner. To have established a large clientele at a time when competition with English pieces was so great proves that Revere was both a master craftsman and salesman. After the Revolution Revere did some of his finest work. His styles were varied but always in good taste. His tea sets of the late eighteenth century are especially good.

There were three Paul Reveres that made silver. The silver of the first Revere is rare

Silver pitcher by Paul Revere

[*Please turn to page 313*]

PEONIES

that win prizes

Edwin Auten, Jr.

Most outstanding was the 1935 National Peony Show held at Boston the latter part of June in connection with the annual flower and vegetable show of the Massachusetts Horticultural Society.

A study of the winning varieties proves that condition and quality of bloom is in these days the deciding factor, and not price of roots from which the blooms are grown. With the passing years the stocks of scores of fine Peonies have so increased that they are now available to all at low or moderate prices. But many miles of riding in automobiles through the metropolitan areas around Boston show that while the autos are most of 1933 or later date, the Peonies in hundreds of gardens belong to the era of 1900. And the rest of our country is no different from Boston in this respect. May we all reform and plant fine up-to-date prize-winning Peonies!

The American Home Achievement Medal for the best new Peony was awarded to the dark red semi-double Onondaga originated and shown by Mr. Harry Little of Camillus, N. Y. Blooms are large, the full petalage hiding the stamens, which are very few. Shape is quite suggestive of a fully opened double rose, and the color is dark and rich. Stem is long, straight, and stiff. Reds as fine as Onondaga have long been needed. It was also awarded a First Class Certificate and won as the best red bloom in any class.

Avalanche was the best bloom in the show and won the B. H. Farr medal. This is one of the old-time whites which at its best does not back up very much in competition. It was shown by Cherry Hill Nurseries, West Newbury, Mass. Competing with it were Grace Loomis, the white Jap Isani Gidni, June Day, and Myrtle Gentry. Repeatedly, the importance of accurate "timing" of bloom for a show was evident. Had the same blooms been judged the second day, the large pink double June Day would have won easily. Experience has shown that to have blooms just right at judging time they should come out of cold storage at least twelve to fifteen hours before and that for every bloom to be entered, three to six buds should be stored.

For his display of seedling Tree Peonies and Hybrid Herbaceous seedlings Prof. A. P. Saunders, Clinton, N. Y., received the Boyd medal for the most distinguished entry. Several hundred blooms were shown, but they gave only a partial view of his extensive work along these lines. Brilliant shades of salmon, coral-pink, cherry, and orange-red entirely absent in the pure sinensis (common) species were shown in amazing numbers, as well as rich deep dark reds. Most of them were singles, among the dark reds being Challenger and Buccaneer, one large Jap Tiger-Tiger, and in the new shades Hope, Verity, Fidelity, and Charity. Topping the list was Birthday, a very brilliant coral-pink single with the edge of the petals finely notched—a most alluring and cheerful bloom. Black

[*Please turn to page 322*]

Ingenuity and paint

Martha B. Darbyshire

It is not surprising that half of the film colony in Hollywood live in rented houses. Once-wealthy owners are glad to accept sizable rental and be free, themselves, from running expense of large homes; and picture people, knowing the uncertainty of their business, are equally willing to pay a goodly sum to live in attractive houses without the investment in property.

In such a temporary arrangement, if the house is decorated well at all, there is naturally not much interest in redecorating. In the exceptional instances, where there is a desire to make the background a bit more suitable to one's own personality, a tenant may consider doing over one room. If so, it is done with as little expense as possible, invariably utilizing the present furniture.

"How like my own problem that sounds," you are saying. Yes, and we might do well to see how a Hollywood decorator handles successfully so difficult a situation.

Perhaps no other house done, we might say, on a can of paint has aroused such interest as that of the stage and screen actress, Alice Brady, which was so ingeniously revamped by Bertram Grassby, one of Hollywood's clever interior decorators. Not only is the entire appearance of the house changed but the house and Miss Brady now seem to be meant for each other. Room decoration and personality were planned for each other. Mr. Grassby is a past master at this special kind of matchmaking.

He was employed to redecorate only one room and it had to be done inexpensively without new furniture. Also it had to tie up with the rest of the house with only minor changes in other rooms. Even all of that might not have been such a tall order if Mr. Grassby had chosen a conservative color scheme for the one room—the dining room. But a conservative background would not have become Miss Brady. Soft colors would have been positively flat with her in the room. Miss Brady is brilliant and dynamic. She needs strong colors to reflect her personality. Too, she should have a modern setting, but the furniture to be used was period. Modern background, however, is not only horizontal lines and low-slung furniture. Bold color contrasts and shiny surfaces also make for a modern decorative effect.

Mr. Grassby chose, therefore, for the dining room an ultra-modern color scheme of royal blue and emerald-green with an accenting note of black and white. The royal blue and emerald-green were a reflection of Miss Brady, mirrored some place in the back of his mind. The black and white was suggested by a black and white tile floor in the sunroom off the dining room and living room.

The walls are painted a bright royal blue and the Venetian blinds and woodwork are emerald-green. The blinds have blue tapes the color of the walls. The floor is covered with black and white linoleum with its waxed surface kept free of a rug. Instead of drapes, a tin valance and lambrequin is painted white and decorated with strips of mirror.

To bring the furniture into the character of the room, it is painted white. The table top is marbleized the blue of the walls, the green of the woodwork, with a splash of yellow, and topped by plate glass. The chair seats are royal blue leather.

Outside of the table and chairs, all furniture was dispensed with to give dignified severity except for two very fine old wall consoles, on either side of the wide entrance into the living room, as seen in the illustration. Two exquisite antique girandoles, placed on mirror-stripped pedestals on either side of the room, augment the candle light of the table for night illumination.

It is a gay youthful room in an old house, which is as brilliant at night as it is in daytime with the bright sunlight slanting through the green blinds.

The most difficult problem was to tie so brilliant a color scheme into cahoots with the rest of the downstairs; especially so with this house as all of the rooms open together. So vivid a room as the dining room would have stood out like a sore thumb, no matter how charming it was, if there had not been a definite tie-up between all adjoining rooms.

To make the connecting link, Mr. Grassby commenced in the hallway, after first removing the living-room and hall carpets and laying instead black and white linoleum like he used in the dining room. This continuation of the same floor treatment immediately gave unity. The walls of the hallway he painted the emerald green of the dining room.

The living room, [*Please turn to page 319*]





Photos by Fred R. Dapprich

More winter comfort at lower fuel cost

Ernest Eberhard

LAST winter, when the thermometer dropped down toward the zero mark, were some of your rooms more uncomfortable than the rest of the house? Did you burn more fuel than is called for by a house the size of yours? If so, now is the time to do something about it. Not only can you enjoy greater comfort during the coming winter months, but you can probably reduce your heating costs enough to pay for all the improvements in from three to five years' time.

The National Radiator boiler for oil burning at left above is only waist high and contains both boiler and burner under the neat cover. Below it is a Westinghouse combination heating and cooling unit which replaces the ordinary in your heating system. Such units heat and humidify the air in winter and dehumidify and cool it in summer. Standard designs or finished as desired

There are two things which singly or in combination may give you greater comfort at less cost: first, a tighter house; second, changes in the heating plant itself.

First let us consider the house, for if the difficulty lies there, it would be a waste of time and money to alter the heating plant unless you wished the convenience of automatic operation.

Going back to first principles, the walls and roof of your house are primarily intended to exclude the elements. Since the air outside is generally of a different temperature from that inside, nature is always trying to equalize it in one of two ways. First by moving cold air into or warm air out of the house through cracks and crevices. Second, by heat losses through the walls and roof. Consequently anything which permits inside heat to get out, or outside cold air to get in, puts a greater strain upon the heating plant and wastes your fuel dollar.

To find out if the efficiency of the house itself can be increased, there are several questions which you yourself can answer.

First, take the windows. Are they weatherstripped? Good weatherstripping properly installed may cut air leakage around windows as much as 90% and save 20% of the fuel dollar, thus paying for itself in five years. The cost of properly weatherstripping an average sized window will run around $4.50.

Storm windows or double glazed windows also cut heat loss and may save 12% or more of the fuel dollar. Just stand close to a window which does not have a radiator under it and you will actually feel the cold outside pulling heat from your body. That is one of the reasons why radiators are installed under windows in most rooms.

There may be other places which let cold air in and warm air out. For instance, there may be open cracks around the sills, windows may need calking, or there may be leaks in other parts of the construction. All such places, once found, can easily be fixed.

Second, is your house insulated? Insulation





Center: The new boilers make it possible to have a heating unit that is an attractive piece of equipment, regardless of the kind of fuel used. Here a new gas boiler played no small part in turning a dingy, disorganized cellar into an attractive game room. Courtesy, National Radiator Corporation

Above: Here also a comfortable recreation room was made possible when the heating system was completely modernized. Effects such as this can be secured by modernizing any type system and with any kind of fuel, which can be fully automatic in operation. Courtesy, American Radiator Co.

ill save from 20% to 30% or more of the el dollar, depending on the type and thickess of the material used. You may have our walls and roof filled with an insulation aterial which is blown in, or put insulation oard right on the walls. In the latter case, he board may be left in its natural finish r plastered over. Board insulation is parcularly adapted to insulating one or two ooms which may be cold in winter and hot n summer, or to insulating the underside of roof or of a cold floor over an unexcavated art of the foundation.

To give a very rough idea of the cost of nsulation. The blown-in type will cost about 4¢ per square foot of wall with no deductions for openings, and the board type about 10¢ a square foot excluding, of course, any decorative finish that may be applied.

Just a word of caution about figuring fuel savings from improved construction. The percentages given in preceding paragraphs are based on average conditions and are not cumulative. That is, if all the improvements suggested are made, the total saving will not be the totals of the individual savings quoted, but rather the percentage of the fuel cost after the previous saving has been made.

There may be another construction difficulty aside from tightness, and that would be the chimney. If it is too low, the draft will be poor. Chimney pots may solve the difficulty. Again, the flue may be too small, or there may be openings in it for other purposes which will interfere with the draft. Or it may be that the chimney is dirty and clogged up, which not only obstructs the draft but also offers a fire hazard.

Before leaving the subject of construction, let me say that the tendency today is to build a tight, well-insulated house. Complete air conditioning for even the cheapest house is not far off, and houses must be well built in order that operating costs may be low, particularly as regards cooling. People building today should do so with an eye as to the requirements of the future so that their house may not quickly become obsolete and necessitate remodeling later.

Now let us find out how we can improve and make more efficient the heating system itself. It may be that spending less than a hundred dollars may make all the difference in the world.

There are two general types of systems, warm air systems and radiator systems. Let us first consider warm air.

The old gravity systems cause the most trouble, as north rooms are likely to be cold because the heated air cannot force its way up, particularly when the wind is blowing against a house not any too tight. Insulating the ducts or giving them a greater pitch may solve the difficulty. Again the furnace itself may be too small or need cleaning. Probably it would be best to install a blower, which would cost around $100 or more. This blower will force the air from the furnace through ducts that might be too narrow for efficient operation in a simple gravity system, and give you a constant flow of warm air even under unfavorable conditions.

While installing the blower, you might want to consider conditioning the air, at least to the extent of adding moisture. If you want the air cleaned as well, one or more return ducts and an air conditioning unit are desirable. Cost depends on the number of controls and other factors which vary so widely that approximate prices cannot be given. However, it might be said that warm air may be the cheapest as well as the most expensive installation, depending on the amount of air conditioning desired, and that modern equipment removes the objections to the old-fashioned systems.

Right here let me impress on you the fact that as soon as anything is done to air, it is conditioned partly or completely. Complete conditioning includes heating, cleaning, and humidification in winter, and cleaning, cooling and dehumidification in summer.

Comfort is not

[*Please turn to page 309*]







Drix Duryea

An old-fashioned radiator, bulky and ugly, which detracts from the appearance of the room in which it was placed. Next, the new space-saving radiator which replaced the old-fashioned one. It took up so little space that the supply lines had to be moved closer to the wall. And, at right, side columns and a top conceal fittings, giving a modern appearance. American Radiator

Top illustrations: What a vast improvement to the appearance of a room as well as being a space saver is the newer, more compact type of radiator that may be recessed in a wall. Burnham Boiler

Delphiniums in Florida

Emily Wilcox

IT SEEMS incredible that in Florida Delphiniums can be grown to heights of loveliness that are associated in minds of all us gardeners who recall their towering beauty, in the North generally and on the Pacific Coast. Yet such is a fact! It can be done down here in the warm South if the plants are treated as annuals. They cannot survive our summers because of drenching rains; the plants become soaked, then comes the sun and a general parboiling ensues. There are types of perennials which endure this steaming process, but not the Delphinium.

You may be interested to know how we grow Delphiniums in Florida. We humbly realize that you would not believe a word we say, were it not for this convincing picture of Delphiniums blooming in Mrs. Waldo Cummer's Florida garden.

Have you ever noticed that often when people discuss a subject, they leave out the very things you want to know? We must avoid this and stick to Florida logic and how these particular plants were grown.

The seeds which germinated and grew into these "brave flowers," as Parkinson would say, were the strains of Wrexham Hollyhock-Flowered Delphinium Hybrids called Dreams of Beauty; and the lower-growing D. chinense is seen in the foreground of the picture. They were sown in October when a few cool days were assured. We never listen to our best friend who says she sows in August or September for earlier bloom.

Our soil for seed-flats is "Florida humus" mixed with sharp sand, a thin covering of the same over the seeds, they resent heavy covers. Fresh seed germinates in from 10 to 20 days; older seed takes longer and sometimes does not germinate at all. The drying of the seed incident to ordinary storage seems fatal.

Our seedlings are given much air, some sunshine, and are protected from drafts and beating rains. Before the stems form we water sparingly and cultivate lightly. If the dreaded damping-off appears we are ruthless, destroying every sickly plant and giving the husky ones more cultivation, light and air. Perhaps you are raising horticultural eyebrows, pondering over sprays and aids to puny plants —a sick plant is a sick plant—you know it would rather be dead than standing all wobbly among its sturdy fellows. When the seedlings show a few true leaves we transplant into 2-inch pots, taking some soil as they resent being handled bare-rooted.

In the meantime our out-door beds are prepared in an open spot away from greedy trees and shrubs. Prepared with plenty of humus, meaning leafmold, muck, and peatmoss together with hardwood ashes and bonemeal. That has been our convenient practice; the point is to get the food supply laid in. Know your roots! The Delphinium's feed-roots are near the surface so our preparation is about 2 feet deep. Nature obligingly takes care of Florida drainage.

When the stems have formed, some acid phosphate and potash is given, later a complete prepared plant food. Bordeaux dust is our mainstay against diseases. Fortunately Delphiniums are fairly resistant to root-knot our Florida *bête noire*. Of course we stake early and well.

Rewards and Ribbons—In April and May we have flower stalks, some 8 feet high, blooms from lowest flower to tip, 4 feet. We don't even need three guesses to know that you are thinking, "What happens next?" This is rather unexplainable. If you are an honest-to-goodness gardener you already know how it feels to stand before something very beautiful that has grown from seed to bloom under your very eyes and care—something that seems to say, "Here I am, we have done our best, you and I," you feel pretty humble knowing how small your part has been compared to the miracle before you.

We prefer to stop now leaving our Delphiniums as they are in the picture; however, the cycle must be completed. The day arrives when the bloom is gone, the day when with lagging steps we follow into the garden a man-person with a spade on his shoulder. Valiantly we fix our eyes on a mockingbird high in a Live-oak tree. Thud! Thud! "Why doesn't he stop?" Get the rake John, and smooth it over, our summer-flowering annuals must go in tomorrow."

And this is how we grow Delphiniums in all their regal glory in Florida!

Before and After PLANTING

M. G. Kains



These three sets of paired photographs—before and after—tell their own eloquent tale. Even poor planting is much better than none!

Photos by B. F. Conigisky

PROBABLY nine people out of every ten who see a house in the making are unable to look beyond the immediate disorder and picture the property after the débris has been removed, the grading done, the lawn and the nursery stock planted and tended for, say, three years. Moreover, fully as large a number are at a loss to know what plants to choose and how to tend them.

Doubtless more people make mistakes in the selection of material for planting than in any other matter connected with home development. Commonest mistake, perhaps, of all is the planting of quick-growing, short-lived trees such as Poplar, Silver and Red Maples, Boxelder and Willow. Next is that of using Spruce, Fir, Pine, and Hemlock on the usual small suburban places.

With the exception of a few dwarf and costly varieties of these latter species, they, like those of the first group, grow too large for properties of ordinary suburban sizes. People who purchase small places on which these trees are growing rarely discover their misfortunes in the impending ultimate sizes of all these trees until they have lived with the trees for several years—until too late to avert trouble.

The surest way to dodge this trouble and the loss of time and money in such cases is to cut down the trees for firewood and replace them with either desirable species or dwarf varieties. In making selection it is important to avoid being governed by price alone. The buyer should understand why certain *varieties* of trees, especially of evergreens, cost so much more than others and also that dwarf varieties are generally more expensive to buy than original species because they can be propagated only by more difficult methods and take much longer time to attain comparatively large size.

There is no reason why such mistakes should be made. Reliable nurseries are glad to advise patrons what to plant in certain places and for certain purposes; but they must not be blamed when the patron becomes his own salesman and tells them

[*Please turn to page 320*]

Here are fish that never swam in any ocean, and yet if you place them on a mirror plaque you'll have a gay table decoration. Lord & Taylor

Mary L. Van Dyck

New fish stories



ALL the fish stories haven't been told yet! All summer long vacationists have been exchanging bigger and better experiences, and now comes a chance for the housewife to get in her innings—if there are innings in the fish game! For one thing, the family is all at home again, and meals take on a new importance after weeks when cold cuts and salads and tall ice-filled glasses have filled the bill. The housewife can take a new lease on life in planning menus, and if she is wise she will include fish—a lot of it. It is an R-month; oysters are in the market after a holiday of their own; fish is still low in price but high in vitamins and good for all the family. Moreover, if it is served amusingly, it will unquestionably provide diversion and delight as well as good digestion.

Take covered baking dishes shaped like shining red crabs. Fill them with your favorite fish mixture, season and crumb right in the dishes, and bring them from oven to table. Or maybe you're an addict of fish loaf. Then you ought to have one of those inexpensive tin fish molds so that you can turn your loaf out on a platter, garnished with lemons and cucumbers, and looking for all the world like a fish just out of the caterer's hands.

Then there are fish salads. Some people believe they can be served most attractively on cool, clear crystal. A crystal platter shaped just like a fish would be nice for the family dinner, or at a buffet supper, with a companion platter at the other end of the table. Many modern hostesses have one or more pet ways of making fish salad in aspic. Try it in a white ware mold that will give it all the look of a real fish. Even if there is no fish in your salad, you can give it a sea-food look by serving it in individual white fish shapes.

If you have been fortunate enough to spend your summer holiday in some little fishing town tucked away in [*Please turn to page 313*]



Demarest

Above: If you're thrifty and know how to use left-overs of fish to make a fish loaf, you ought to have one of these tin fish moulds. Hammacher Schlemmer & Co.

Above, left: The hors d'oeuvres tray of white ware shaped like a fish with six smaller fish shapes attached is perfect for a variety of hors d'oeuvres. From Lord & Taylor. The white platter shaped to resemble a pompous fish is made of Lennox china. Lord & Taylor. We suggest for your aspic salads one of these white ware moulds that turn out a salad in the shape of a fish. Hammacher Schlemmer & Co., Inc.

Right: For lobster salad we suggest this rectangular fish platter the handles of which are red lobsters. Hammacher Schlemmer & Co. A jolly inspiration for a supper party are these covered crab-shaped baking dishes. The plate is white with a red lobster on one side. Ovington's

Make jellies and jams now!

In the fall, and especially the winter, the time comes when you really fall short of cooking inspiration and wonder what to have that is interesting as well as nourishing. Desserts, especially, are a problem. It is for these dreary days that we recommend stocking up the jelly cupboard now.—LOUISE M. CRAMPTON

Recipe printed on back of each photograph

● fresh mint jelly



Recipe printed on back of each photograph

● jewel cakes with pastel frosting

Recipe printed on back of each photograph

● crushed strawberry jam

● blackberry jam



● peach jam tapioca soufflé

● peach jam

Demarest

● peach jam

3½ cupfuls prepared fruit (1¾ pounds)
7½ cupfuls sugar (3¼ pounds)
1 bottle Certo

To prepare fruit, peel about 2½ pounds fully ripe fruit. Grind or chop very fine. If desired, about 3 teaspoonfuls spice may be added. Measure sugar and prepared fruit, tightly packed, into large kettle, mix well, and bring to full rolling boil over very hot fire. Stir constantly before and while boiling. Boil hard 1 minute.

Remove kettle from fire and stir in Certo. Then stir and skim by turns for just 5 minutes to cool jam slightly and prevent floating fruit. Pour quickly. Paraffin at once. Makes about 10 glasses (6 ounces each).

Tested by The American Home

● crushed strawberry jam

4 cupfuls prepared fruit (2 pounds)
7 cupfuls sugar (3 pounds)
½ bottle Certo

To prepare fruit, grind about 2 quarts fully ripe berries, or crush completely one layer at a time so that each berry is reduced to a pulp. Measure sugar and prepared fruit into a large kettle, mix well, and bring to full rolling boil over very hot fire. Stir constantly before and while boiling. Boil hard 3 minutes.

Remove from fire and stir in Certo. Then stir and skim for just 5 minutes to cool slightly, and prevent fruit floating. Pour quickly. Paraffin at once. Makes about 10 glasses (6 fluid ounces each).

Tested by The American Home

● peach jam tapioca soufflé

⅓ cupful minute tapioca
⅓ cupful sugar
¼ teaspoonful salt
2 cupfuls milk
2 tablespoonfuls butter
½ teaspoonful vanilla
3 egg yolks, beaten until thick and lemon colored
3 egg whites, stiffly beaten
¾ cupful peach jam

Combine minute tapioca, salt, sugar, and milk in top of double boiler. Place over rapidly boiling water and bring to scalding point (allow 3 to 5 minutes), and cook 5 minutes, stirring frequently. Add butter and vanilla and cool slightly while beating eggs. Add egg yolks and mix well. Fold in egg whites.

Place teaspoonful of jam in bottom of each individual custard cup and fill with soufflé mixture. Place cups in pan of hot water and bake in moderate oven (350° F.) 30 to 40 minutes or until soufflé is firm. Serves 10.

Tested by The American Home

● jewel cakes with pastel frosting

1⅔ cupfuls sifted cake flour
1½ teaspoonfuls baking powder
⅓ cupful butter or other shortening
1 cupful sugar
2 eggs, well beaten
½ cupful milk
1 teaspoonful extract

Sift flour once, measure, add baking powder, and sift together three times. Cream butter thoroughly, add sugar gradually and cream together until light and fluffy. Add eggs, then flour, alternately with milk, a small amount at a time, beating until smooth after each addition. Add flavoring. Turn into greased cup-cake pans, filling them ⅔ full. Bake in moderate (375° F.) oven for 20 minutes, or until done. Cover with Pastel Frosting and garnish with tiny cubes of jelly. Makes about 12 cup cakes.

Pastel frosting

½ cupful jelly, any tart flavor 1 egg white, unbeaten Dash of salt

Place jelly in bowl and set over boiling water. Add egg white and salt and beat with rotary egg beater until jelly is free from lumps. Remove from boiling water and continue beating until mixture is stiff enough to stand in peaks. Spread on cakes.

Tested by The American Home

● blackberry jam

4 cupfuls prepared fruit (2 pounds)
7 cupfuls sugar (3 pounds)
½ bottle Certo

To prepare fruit, grind about 2 quarts fully ripe berries, or crush completely one layer at a time so that each berry is reduced to a pulp. Measure sugar and prepared fruit into large kettle, mix well, and bring to full rolling boil over very hot fire. Stir constantly before and while boiling. Boil hard for 3 minutes.

Remove from fire and stir in Certo. Then stir and skim by turns for 5 minutes to cool and prevent floating fruit. Pour quickly. Paraffin at once. Makes about 10 glasses (6 fluid ounces each).

Tested by The American Home

● fresh mint jelly

1 cupful spearmint leaves and stems, packed
½ cupful apple vinegar
1 cupful water
3½ cupfuls sugar (1½ pounds)
½ bottle Certo
Green food coloring

Wash spearmint. Do not remove leaves from stems. Measure into three-quart saucepan and press with wooden or glass potato masher. Add vinegar, water, and sugar and mix. Bring to a boil over very hot fire. While mixture is coming to a boil, add coloring to give desired shade. Use coloring which fruit acids do not fade.

As soon as mixture boils, add Certo, stirring constantly. Then bring to full rolling boil and boil hard ½ minute. Remove from fire and skim. To remove all trace of mint leaves pour hot jelly through fine sieve into glasses (6 fluid ounces each). Spearmint extract may be used in place of fresh spearmint. Omit mint leaves and add ½ to 1½ teaspoonfuls extract after jelly is removed from fire.

Tested by The American Home

Make jellies and jams now!

What could do more for a roast of lamb than a cool, green mound of mint jelly. Or, have you tried this trick? Currant jelly with a tablespoonful of orange juice, strewn with finely chopped mint? It is tart, sweet, and minty at the same time.—Louise M. Crampton

Photograph printed on back of each recipe

Photograph printed on back of each recipe

Photograph printed on back of each recipe

Tea-room foods

Good tea-room food intrigues even the most sophisticated hostess. I have heard many a woman sigh and say, "I'd just give anything to cook food like that." Little do they realize that such a thing is not impossible, for most of the recipes used in tea rooms are very simple and not expensive.—SARAH MORRIS DOWDLE

Recipe printed on back of each photograph

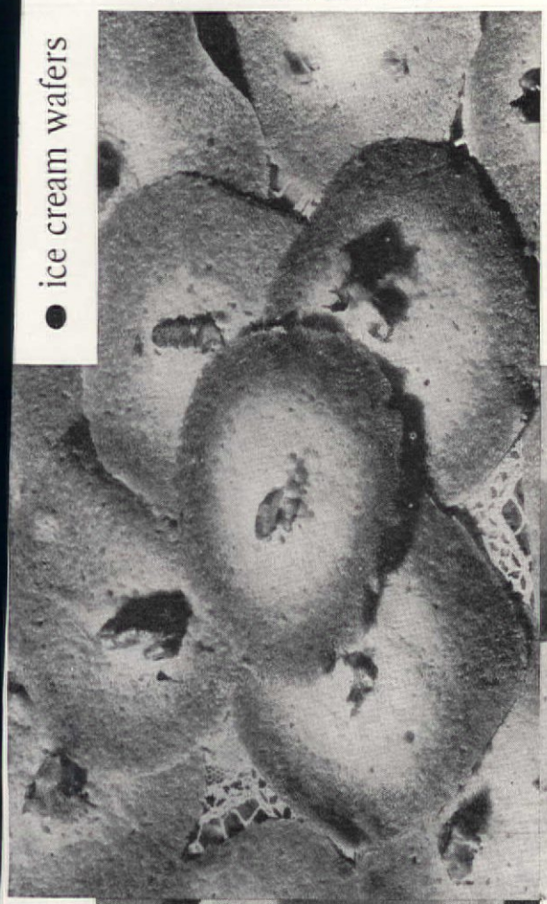

● ice cream wafers

Recipe printed on back of each photograph

● corn sticks

Recipe printed on back of each photograph



● minted nuts

● coffee cake

● salmon timbales

● porcupines

Demarest

Tea-room foods

Here are recipes and suggestions for six of those awe-inspiring foods served in the tea room of the San Jose State College in California.—Sarah Morris Dowdle

Photograph printed on back of each recipe

● porcupines

1 pound ground round steak
½ cupful uncooked rice
1 teaspoonful minced onion
½ teaspoonful salt
1½–2 cupfuls tomato puree, soup, or solid pack tomatoes

Mix uncooked rice and meat with the seasonings. Shape into small balls. Place in deep baking dish and cover with the tomato. (A bay leaf, a small amount of onion, salt, and pepper may be needed to season the tomato.) Bake in a moderate (350° F.) oven for 60–80 minutes. Makes approximately 6 servings.

By using the uncooked rice, a porcupine effect is assured, for during the cooking process, the rice swells and sticks out of the beef balls.

Tested by The American Home

● minted nuts

3 cupfuls broken walnuts
1 cupful sugar
½ cupful water
1 tablespoonful Karo syrup
⅛ teaspoonful salt
6 marshmallows
½ teaspoonful essence of peppermint *or* 3 drops oil of peppermint

Cook sugar, water, Karo, and salt slowly. Remove from fire *just before* it forms a soft ball when tried in cold water (230° F. with candy thermometer). Add marshmallows. Stir until they are melted. Add peppermint and nuts and stir with circular motion until every nut it coated and mixture hardens.

Can be kept fresh in tightly covered jar for at least a week.

Tested by The American Home

Photograph printed on back of each recipe

● salmon timbales

4–5 eggs (slightly beaten)
2 cupfuls milk
1 cupful bread crumbs
⅓ can pimiento (cut in strips)
½ teaspoonful salt
2 cupfuls canned salmon (flaked)
Paprika
2 tablespoonfuls butter
Onion juice
Toast rounds, buttered
Parsley

Add butter and bread crumbs to hot milk and stir until they are all soaked. Add slightly beaten eggs. Add flaked salmon, pimiento strips, salt, paprika, and onion juice. Pour into buttered molds and bake in moderate (350° F.) oven for 30–40 minutes. Unmold and serve on buttered toast rounds with parsley or mushroom cream sauce. Makes 6–8 timbales.

Parsley or mushroom cream sauce

2 cupfuls milk, or ½ milk and ½ water from cooked vegetables
4 tablespoonfuls flour 4 tablespoonfuls fat ½ teaspoonful salt
¼–½ pound fresh mushrooms cleaned and sliced *or* ¾ cupful chopped parsley

Melt fat, add flour, and stir until smooth. Add cold liquid, stirring constantly until thickened. Cover and cook 10 minutes in double boiler, or 3 minutes over direct flame. Add mushrooms and continue slow cooking for 10 minutes. Season and serve hot over or around timbales. If fresh mushrooms are not in season, canned ones may be used. If parsley is used instead of mushrooms, cook sauce in double boiler for 20 minutes and add parsley just before serving.

Tested by The American Home

● corn sticks

1 cupful yellow cornmeal
1 cupful flour
4 teaspoonfuls baking powder
3 tablespoonfuls sugar
1 teaspoonful salt
1½ cupfuls milk
2 tablespoonfuls melted shortening
1 egg (lightly beaten)

Mix and sift dry ingredients; add milk, melted shortening, and beaten egg. Beat well and pour into well-greased and hot corncob molds. Bake in a hot (400° F.) oven 20–25 minutes. Makes 7–8 sticks.

Tested by The American Home

Photograph printed on back of each recipe

● coffee cake

2 cupfuls flour
½ teaspoonful salt
3 tablespoonfuls sugar
4 teaspoonfuls baking powder
2 tablespoonfuls shortening (melted)
1 cupful milk, or less

Mix and sift dry ingredients; add melted shortening and enough milk to make a very stiff batter. Spread in greased pan to depth of ½ inch. Add top mixture and bake in moderate (350° F.) oven for 30 minutes.

Top mixture for coffee cake

3 tablespoonfuls flour 3 tablespoonfuls sugar
½ tablespoonful cinnamon 3 tablespoonfuls shortening

Mix dry ingredients; rub in shortening and spread thickly over top of dough before baking.

Tested by The American Home

● ice cream wafers

½ cupful shortening
½ cupful sugar
1 egg, well beaten
¾ cupful flour
½ teaspoonful salt
½ teaspoonful flavoring
English walnuts

Blend sugar and shortening thoroughly. Add egg beaten until velvety. Then add flour which has been sifted with salt. Beat vigorously. Add flavoring and drop on greased cookie sheet like small marbles, well apart. Put nut meat in center of each cookie and bake 10–15 minutes in a 400° F. oven.

The finished product is a crisp, rich wafer about the color of French ice cream. Makes about 25 large or 40 small wafers.

Tested by The American Home

Photograph printed on back of each recipe

Wouldn't you pay a dime for a movie of this?

● Their first puppies . . . what playmates they'll be. Here's one of life's high spots—filled with action. Ciné-Kodak Eight saves such scenes in movies for less than 10¢.*

How can Movies cost so little?

An entirely new type of film does the trick, made especially for Ciné-Kodak Eight . . . this film gives you *four times as many movies per foot.* A twenty-five foot roll of Ciné-Kodak Eight Film runs as long on the screen as 100 feet of any other home movie film . . . and there's no loss of quality—the movies are bright and clear. The Eight fits your coat pocket . . . lies flat and snug, ready for instant use. It's a real, full-fledged movie camera, beautifully made—yet easy to use as a Brownie. And it costs only $34.50.

See the Eight at your dealer's today and ask him to show you samples of the movies it makes. Eastman Kodak Company, Rochester, N. Y.

Ciné-Kodak EIGHT

* Ciné-Kodak Eight makes 20 to 30 movie scenes—each as long as the average scene in the news reels—on a roll of film costing $2.25, *finished, ready to show.*

"TATTLE-TALE! TATTLE-TALE!"



"Pooh! Clothes can't tattle," says Mother. "Where did Margie get that silly idea?"

"She heard the club ladies, Mommy—they said your clothes were full of tattle-tale gray."

* * *

Maybe it's never occurred to you that clothes can tattle. Yet if things look dingy and dull, they do show that they aren't perfectly clean. And the neighbors are sure to notice.

Why risk the criticism? Why use a "trick" soap that leaves dirt behind?

CHANGE TO THE SOAP THAT ENDS "TATTLE-TALE GRAY"

Fels-Naptha is *one* soap that does get *all* the dirt. Every last deep-down speck of it.

For Fels-Naptha brings you something no "trick" soap does—two cleaners instead of one! Richer *golden* soap combined with *plenty* of naptha. A lively combination that washes clothes beautifully, snowily clean.

Fels-Naptha is so gentle in every way that you can use it for your finest linens, your daintiest undies and silk stockings.

It's a real friend to hands, too—for there's soothing glycerine in every golden bar. Ask your grocer for a supply of Fels-Naptha Soap today!... Fels & Co., Philadelphia, Pa.

© 1935, FELS & CO.



Banish "Tattle-Tale Gray" with *FELS-NAPTHA SOAP!*

Modern ideas for very young moderns

[*Continued from page 261*]

their interests in collecting, shop work, books, and various crafts.

All of this furniture is sturdy, simple in design and altogether delightful. Made of pine or maple, it is finished in various ways: painted in pastel colors, with accenting lines in a contrasting shade and decorated with gay, conventional flowers or naïve figures, it is made suitable for a child or young girl. The paint can always be removed and the wood refinished in its natural color. This would be suitable for older boys and girls.

Good taste will always be the safeguard against ornate, grotesque, or silly designs. For those who delight in the simple, straightforward lines and soft-toned coloring of Early American furniture, many charming pieces can still be had. An ordinary crib can be used with antiques if it is stained to match the other pieces. Later it can be discarded for a bed of the same period as the other pieces. The search for old pieces is a fine sport in itself, and its reward lies in capturing good examples of real and lasting beauty. There are also many good reproductions.

Some nurseries have gone modern. In its best sense, modern means clean, wholesome color that neither distracts nor over stimulates; unabashed empty spaces; furniture that is sturdily built, guiltless of dust-catching ornament or meaningless decoration. Its orderly design encourages the development of neatness and self-reliance, and its surfaces are durable and easy to keep clean. The lines of good modern decoration are simple and within the understanding of the child who is too young to grasp subtleties, who sees things in the large, rather than in detail. The test of whether a thing of utility is good or not is if it fits the need for which it was created, and if it is carried out in a direct, straight forward, and honest manner.

For the first time the convertible idea is carried out in the nursery furniture shown on page 259. A bassinet-baby carriage in chromium or lacquered metal is the first example of rational design in this field. It is developed simply, in metal tubing. The bassinet suspended from the metal frame is made of cotton material which can be washed. No wicker. No frills. No bows. Nothing superfluous to catch dust. In spite of its rational design, it is graceful and charming with its pink wheels, its soft pink cover, and its shining chromium or dainty pink lacquer finish.

It is convertible in more w than one. Without the hood i a simple bassinet for the nurs or any room in the house. W the hood it becomes a sim perambulator on wheels wh can be rolled onto the porch lawn, where the two-way adju ment of the hood provides sun and shade. The chromiu frame can be packed away the next baby; and the next a the next—it is that durable. T same or different material can used for hood and bassinet. the frame can be converted into tea wagon or out-of-door rollin table by adding a top of Bakeli or some other material.

A dressing table and infant tub are designed to harmoniz with the bassinet. The frame chromium or lacquered metal ca ries a top of pink canvas an trays of lacquered wood to matc These trays are planned to hol the various bottles and jars use in the care of the child, and th layette. They are removable an adjustable, too, so that the uni furnishes every convenience. This too, is convertible in that it ca be used with the low high-chai later on, as "dining table" fo the child, the canvas being re placed by a lacquered top. O still later on as a desk. If the legs are sawed off a few inches, it becomes a desk for a much older child. In its rôle as desk, the trays become drawers for paper, pencils, etc. The essential infant's tub is the same height as the dressing table and designed along the same simple lines. It, too, occurs in chromium or pink lacquered metal finish.

A smart low high-chair completes the nursery ensemble. In chromium or lacquered metal like the other furniture, it is designed along new lines. Lower than the ordinary high-chair, it can be used for more of the child's life than an ordinary high-chair. The laced rope is a smart note and adds greatly to convenience as weight is reduced to a minimum. Tray and foot rest are removable.

Appointments to complete the furnishing of the nursery are a Lokweave rug and the indispensable nursery screen. The rug with its naïve design of doves, and perhaps olive branches, is executed in white, rose beige, and burnt orange. The screen consists of five panels with simple taped hinges. The tape is so disposed that it serves a decorative as well as functional purpose. Each division of the panel is decorated by a motif of fruit, flowers, ships, animals, fish, birds, trees, landscape in flat colors and stylized form. Thus the screen not only serves its practical purpose of shielding the tub or dressing table from drafts, but also attracts the child's attention and stimulates interest in his surroundings.

One Month's Refrigeration Free... Every Year!

The Refrigerator that Defies Time



The New Beautifully Styled G-E Flatop Refrigerator

Every General Electric model has the famous sealed-in-steel mechanism that requires no attention, not even oiling. It is the only one with forced feed lubrication—3 to 4 quarts of oil under a pressure of 6 to 8 pounds.

The Famous G-E Monitor Top Refrigerator, Universally Recognized Standard of Excellence



New G-E Monitor Top for Small Homes and Apartments

All-Steel Cabinets with Stainless Porcelain Interiors • Stainless Steel Super-Freezer • 8-point Temperature Control • Sliding Shelves • Automatic Interior Lighting • Vegetable Drawer • Matched Food Containers.

THE greater efficiency of a General Electric actually gives you *a month's refrigeration service free every year!* The G-E sealed-in-steel mechanism uses less current—and, too, long after another type of mechanism might have ceased to operate, your General Electric will continue to give expense-free, attention-free, uninterrupted service. That's been *proved* in well over a million kitchens—for the past eight years! There are other savings, real *cash savings*, that will much more than pay the small cost of a General Electric. "Left-overs" can be safely preserved until you're ready to serve them. And because your G-E will keep food fresh so long, you can take full advantage of the really important savings that are yours when you buy quantities larger than your ordinary day-to-day needs.

With autumn just around the corner, it's well to remember that it's *always* summer-time in your kitchen. Refrigeration is a year-round necessity; start saving *now* with a General Electric. Your dealer has a dozen G-E models in three distinct types—Monitor Top, Flatop and Liftop. Each of these has the famous G-E sealed-in-steel mechanism with Five Year Performance Protection for only one dollar a year. Prices start at only $77.50, f. o. b. General Electric Company, Specialty Appliance Dept., Section AH9, Nela Park, Cleveland, Ohio.

GENERAL ELECTRIC

All-Steel Refrigerators

DOMESTIC, APARTMENT HOUSE AND COMMERCIAL REFRIGERATORS, ELECTRIC WATER COOLERS

HERE'S A SPACE-SAVER . . . a smart idea

that shows how to plan two rooms where only one room grew before. To the man of the house, it's a study, comfortably masculine. To his wise wife, it's a secret sewing room where odds and ends can be whisked out of sight in a jiffy. And all so inexpensive! Those shaded handcraft tiles are Armstrong's Linoleum—one of the modern embossed designs. The floor itself suggested the rich color scheme of reds and yellows and eggplant. It helped inspire the two-purpose idea, for it's so easy to keep nice-looking. Threads and other catchy things pick right up. Spilled ashes won't harm it. A quick once-over with a dry mop, a light Linogloss waxing now and then, is all the care it needs. The knotty pine walls? Something quite new, too . . . Armstrong's Linowall, smooth like linoleum, washable and long-wearing. Just two of the many suggestions for walls and floors at local linoleum stores. See them!

* * *

Bookful of Room Ideas

Many other smart rooms—all in full natural color—will come to you if you write for "Floors That Keep Homes in Fashion." This new book also describes the special free service of our Bureau of Interior Decoration. Send 10¢ with your request to cover postage (in Canada, 40¢). Armstrong Cork Products Company, Desk A-9, Floor Division, Lancaster, Pennsylvania.

Get Two Rooms for One, make small rooms look spacious, change waste space into playrooms—just some of the many bright ideas that come to the decorator who starts her planning with Armstrong's Linoleum and Armstrong's Linowall. We'd like to help by sending you full specifications of the two-purpose room shown above. Just say you want them when you ask for the new book offered at the right. Floor above is Armstrong's Embossed No. 6240.

ARMSTRONG'S LINOLEUM FLOORS

for every room in the house

PLAIN • INLAID • EMBOSSED • JASPÉ • PRINTED • ARMSTRONG'S QUAKER RUGS and ARMSTRONG'S LINOWALL

New methods for a new age

Berthe Helene MacMonnies

WE ARE now faced by strange and new conditions, new ncepts of economics, social re-tions, ethics, and even new ligions. Is it surprising then that e should feel the need of new ducational methods, and new ays of handling our children in ne home?

It is rather evident, I think, that chools and professional educators ave kept up with the changing imes rather better than we, their arents. We want them to be onest, courageous, reliable, in-lustrious, successful; as well as gentle, kind, and loving. What is here that we can do to instill hese desirable qualities and not t the same time arouse the nega-tive emotions of fear, resentment, conflict, and the complexes that go with these?

Parents are very earnest just now, for they have seen the harm that wrong handling can do. It is time that they should understand the few basic principles back of all the ramifications of modern psychology—principles which, if understood and properly applied, can make all the difference be-tween light and dark, heaven or hell, and the actual health and success of the psychic being of their youngsters.

These children are not like those of 1890—as all young par-ents very well know! They will not "do this because we say so"; they will not give respect to per-sons unworthy of it; they will not be bothered by useless and to them false politenesses. They are strong in many ways, yet they can be easily hurt or destroyed by emotional strain—the thing which these few basic principles of *how the human mind works,* can help us to avoid.

Much has been said of the "pos-itive image" and of the necessity of using it in all of our relations with these children of the new type, but little of what it actually is, how it is formed, and how it can be built, to produce the quali-ties that we desire, and avoid the faults that we do not want. Noth-ing has been said of the *principle* upon which it is based, and unless we know the principle how can we possibly apply it correctly?

If we spend our time studying inferiority and superiority com-plexes, father and mother fixa-tions, and the case of this, that, or the other child wrecked by mishandling, we may have an in-teresting time of it, but in the end we shall know very little more of how to bring up our own little Mary or Johnny. If, on the other hand, we can find out some-thing of the principle upon which the human mind works, that is, what finally happens in Mary's subconscious when she decides to take care of her finger nails, and why Johnny stops at last from writing upon the walls, then we shall be on the road to know-ing what to do to help them grow into happier, more successful, and better human beings.

Psychology gives us a few basic principles to consider. The human mind, as we all know, can roughly be divided into two distinct parts: the conscious mind, which is the mind we know and speak of, that sees, speaks, wills, accomplishes; and the subconscious, which as far as we can see takes care of everything else, the automatic functions of the body, respira-tion, digestion, glands, circula-tion, assimilation, and elimina-tion; all of the actions that have become automatic, moving the right muscles for walking, speak-ing, eating, working; memory (it holds a perfect record of every-thing that has ever happened not only in the life of the individual, but of the race as a whole); and —what concerns us most in this present question of the bringing up of our children—the *pattern of life,* and all of the emotional reactions that spring from it.

This, for the sake of con-venience, we can visualize as a composite of many patterns, each governing a certain phase of the life. Have you ever wondered, for instance, exactly why it is that one child will quite willingly ac-cept the suggestion that he show you his toy engine, while another will scream "No!" and clutch it to him with all of his young might? He may know that you do not want to take it from him. He may know that you are only try-ing to play with him, and after a while when he calms down and thinks, he may suddenly place it in your lap; but his automatic reaction, before he has time to think, is one of suspicion and re-sentment. Why? And how will such a habit-reaction affect his later life, when a business or pro-fessional proposition is at stake?

Formerly we let such things go with the regret that Johnny was selfish, or bad-tempered, and had a difficult disposition. And we tried to "improve" such charac-teristic by punishment! The pity of it, and the stupidity!

Now we know that Johnny has a subconscious negative pattern of fear which, to every suggestion of action, sends up the automatic reaction of "No!" whether it is to come to the table and have supper, go to bed, come down-stairs, or even go out and have

[*Please turn to page 302*]

Our Grandmothers Knew Best

Their old-fashioned fresh cucumber pickle has never been improved on—so Heinz makes it their way.

By Josephine Gibson

PICKLING week in the old-time kitchen brought forth, through those warm and spicy aromas, such appetite-enticing morsels as can never be for-gotten. So many of us who remember with a fleeting wave of homesickness those aroma-rich occasions, haven't tasted real old-fashioned *homemade* pickle since.

And so what I'm about to tell is all the more important. In the Heinz kitchens they have followed out a recipe for old-fashioned fresh cucumber pickle —a recipe handed down through many generations of grand-mothers. And they've done this so faithfully with the old-time home-kitchen methods that Heinz fresh cucumber pickle simply *can't* be told from that grand old pickle grand-mother used to make.

They are mild and mellow, with that fresh cucumber flavor still predominating. And, be-cause they're made in the old-fashioned way, they are easily digestible. Even children can eat their fill of Heinz fresh cucumber pickle.

These luscious slices fit in almost anywhere. As a garnish for meats and other things. As a filler for the school child's sand-wiches. To midnight snacks, afternoon tea, and luncheons, Heinz fresh cucumber pickle, one of the 57 Varieties, brings delightful flavor contrast.

It comes in generous size jars and costs little. And, in the refrigerator, it keeps per-fectly—that is, if your family does not finish the jarful the first time it is served. *I* believe they *will.*

Do ask your grocer for a jar of Heinz fresh cucumber pickle, and with it easily recapture old time taste thrills of the sort that cannot be forgotten. Your family will surely "go for" it.

Fresh cucumber pickle, exactly as our grand-mothers made it in their own kitchens, is now brought to you by Heinz. It is very mild, and easily digested. Children love it.

ADVERTISEMENT

Generous Warmth
WITH A
Crane Heating System

Crane Co. now gives you a modern heating system—so advanced in efficiency that you can enjoy more warmth than ever, and use less fuel to get it. You can buy a Crane Heating System at moderate cost and on easy terms, too. No money down, 3 years to pay, no payment until October 2. Call your plumbing and heating contractor today for full details.

The beautiful Crane D-1 Oil burning boiler for use with approved oil burners. Steam or Hot Water.



The Crane SO&WO Series Boiler for use with either oil or gas fuel. Steam or Hot Water.



The Crane Coal-Fired Boiler with semi-automatic features. Steam or Hot Water.



Crane Directed Radiation. Saves walls, equalizes room temperatures, takes less fuel.

"Facts About Heating Your Home" Send for copy FREE

To give you unbiased facts about the best heating equipment for your home, Crane would like to send you this interesting informative booklet. It will help you get the most for your heating dollar. It's free. Just mail the coupon.

CRANE CO., 836 S. Michigan Ave., Chicago AH 9-35

Gentlemen:

☐ Please send, without obligation, the booklet "Facts About Heating Your Home."

☐ Send also "Modernizing Suggestions"—ideas for beautifying and making more convenient the bathroom and kitchen.

Name.....

Address.....

City..... *State*.....

Sane ideas for new home buyers

[*Continued from page 253*]

watch or his automobile to keep a mortgage debt hanging to his roof-tree and as cheerfully expect to reborrow it every three years when the debt comes due? Or that causes the man who carefully budgets his wife's household expenses to buy a home far beyond his means and, worse still, that he doesn't even know is beyond his means?

Lest the charge of hypocrite or traitor be hurled against me, let me at once confess that the greater part of my active life has been spent in the business of real estate and in the building and selling of homes. Like the shoemaker, I am still sticking to my last. I have made my share of mistakes and I trust that I have learned my share of lessons. My only difference from so many of my fellow craftsmen is that I hope to avoid making the same mistakes immediately prosperity rounds the corner.

To avoid mistakes and future headaches and heartaches, it is necessary only to keep a few simple rules in mind when considering the purchase of a home. How much grief might have been avoided had some Moses promulgated the Ten Commandments of home selection ten years ago. They might have read something like this:

1. Look to the price. Of course it is important that it be good dollar value. It is much more important that it bear some definite ratio to your income. So

2. Don't spend for a home more than 2½ or 3 times your yearly income—2½ times is better than 3.

3. Figure *all* the carrying costs. Home costs are more than just mortgage payments and taxes. Be sure the total of *all* the carrying costs are within your ability to pay.

4. Pay as much as possible in the beginning so as to reduce your carrying costs through the years.

5. Plan to pay off the balance as rapidly as possible for the same reason and also so that you will, as soon as possible, really own your home. Remember, a mortgaged home is not yours; it is not much more of a life-boat than a rented one.

6. Insist upon a mortgage that provides for regular monthly amortizing payments—a mortgage that pays out before it ever comes due.

7. Carry enough life insurance for your wife and family to pay off the mortgage *in full* in the event of your death.

8. Buy when everyone els wants to sell, not when everyon is fighting to buy.

9. Be sure you have a con genial neighborhood and one tha is on the upgrade rather than th down.

10. To again emphasize—al ways buy too little rather than too much house.

Commandment No. 1 we can pass over as obvious. It is just as important—no more and no less—to get good value in a real estate purchase as in an automobile, a suit of clothes, or any other commonplace purchase.

It is probably simplest to consider Rules No. 2 and No. 3 together; they are so closely intermingled and the most important of the decalogue. If you are now living in an apartment or rented home your problem in deciding what price home you can afford to buy is to translate the purchase price into monthly disbursements (including complete and full payment of the mortgage), monthly disbursements that will be comparable to the rent payments you are now making.

Beware of the seller who is too insistent that monthly payments of so many dollars will "carry" his house. You don't want to carry a house; you want to own it and let it carry you. What is more, you want to own it before you develop long gray whiskers. Very likely such a seller means by his "carrying" figures only mortgage interest and possibly taxes. There is much more than that to consider. Probably you don't pay for the water you use in your apartment, nor possibly for gas and electricity; you don't insure your landlord's house or apartment. If you live in town you haven't the monthly commutation you will have to pay in the suburbs.

It begins to sound as though I were trying to keep you a renter and you begin to wonder how it can be cheaper to own with all these extra expenses. It is, nevertheless. Your landlord has to pay them, and he is not in business for his health; he is now passing them on to you and with a profit thrown in to boot.

I stress the extras of home ownership only so that you may intelligently set your appropriate price limit. I have seen young couples led innocently into the purchase of their first dream home only to find extra expenses that had been lightly slurred over suddenly arise to turn their dream home into a horrible nightmare. It is possible to KNOW in advance. It is possible and certainly sensible to hitch the horse before the cart and before deciding on any home, begin with your present living expenses and from them

[*Please turn to page 313*]

This Book tells you 101 *Ways to make your Home* LIKE NEW



Levitt & Sons, developers of Strathmore-at-Manhasset, on Long Island, are typical of the best builders. They insure the high quality of their houses by using Johns-Manville Materials, as pictured here.

JOHNS-MANVILLE INSULATING BOARD is used in many ways by Levitt & Sons. An ideal material for exterior wall sheathing; also just the thing for turning waste attic or basement space into attractive extra rooms.



A RECREATION ROOM, where young and old may enjoy themselves. An example of the good use to which Levitt & Sons, builders, have put J-M Asbestos Wainscoting.

BATHROOMS of J-M Asbestos Flexboard, like the above, have the atmosphere so characteristic of modern homes.

BETTER BUILDERS AGREE no homes are modern unless insulated against the weather with Johns-Manville Ful-Thik Rock Wool Home Insulation.

Free book tells how you can make your home modern and up-to-date ECONOMICALLY with Johns-Manville Building Materials

IF you are a home owner, send for your free copy of this tremendously popular book, "101 Practical Suggestions for Home Improvements."

It shows in word and picture the many things you can do *so inexpensively* to make your home like new. Many suggestions are illustrated with "before" and "after" photographs.

You can turn your basement into a recreation room, or your attic into a cozy guest room with J-M Insulating Board; make your old kitchen or bathroom bright and cheerful with J-M "Tile-like" Wainscoting; reroof with permanent, fireproof J-M Asbestos Shingles, or do any of dozens of other things to make your home a better place to live in.

Whatever remodeling work you want done, you can finance it at *the lowest terms in the history of home financing*, through the J-M "$1,000,000-to-Lend" Plan—under the terms of the National Housing Act.

USE COUPON FOR FREE BOOK

Johns-Manville, Dept. AH-9, 22 East 40th Street, New York. I am considering remodeling. Send me free "101 Book" ☐; I am considering building. Send J-M Catalog for new construction ☐; I am particularly interested in Home Insulation ☐; Insulating Board for extra rooms ☐; an asbestos roof ☐; Cedar-grain Siding Shingles ☐.

Name_____

Address_____

City_____ State_____

JM *Johns-Manville* **HOME-IMPROVEMENT PLAN FOR YOUR HOME**

Anchors Aweigh

ADVENTURE AHEAD

ADVENTURE IS ON THE BARGAIN COUNTER

A thrilling, luxurious trip Round the World . . . to twenty-one ports in fourteen different, fascinating countries . . . costs less than just staying at home. Sail any week from New York, Los Angeles or San Francisco *via Hawaii and the Sunshine Route* on a big, smooth-riding President Liner . . . with every stateroom outside, outdoor swimming pool . . . world-famed cuisine. And good companions.

BARGAIN AT BAGUIO

CRUISE AS YOU CHOOSE–STOPOVER ANYWHERE

Take 85 days to two years. Visit in Hawaii, the Orient, Malaya, India, Egypt, Europe . . . make sidetrips. Continue on another of these world's only regular-world-cruising ships. Get details from your Travel Agent or Dollar Steamship Lines, 604 Fifth Avenue, New York; 110 So. Dearborn Street, Chicago, or 311 California Street, San Francisco. Offices in principal cities.

Round the World $854 First Class

DOLLAR
Steamship Lines

Move the garage

[*Continued from page 269*]

paving in a terrace, in a walk to the rear of the garage, and as a retaining wall on the sloping lot line. Slate used for the same purpose would have cost at least twenty dollars, while this disposal of the discarded floor saved the expense of carting it away.

Finely crushed blue stone was used instead of a concrete floor for the new location. It cost a fraction of the price of concrete and has several advantages. Unlike concrete it "takes up" oil and grease which may leak from the car, and it also absorbs dust. Occasionally a light sprinkling and raking makes the blue stone a neat, attractive floor blending with the outside drive.

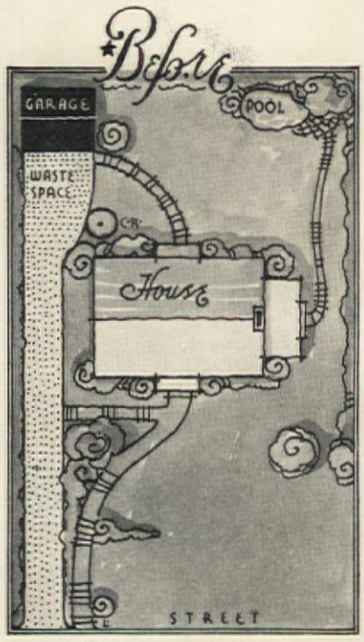

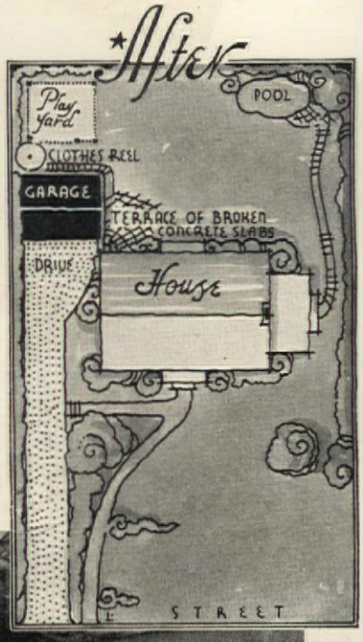

House and garage were harmonized by means of a pergola, an iron gate purchased in a second-hand shop, a wisteria vine and the concrete slab terrace. Both house and garage are complemented by their closer association, and the few steps from back door to the car make the new location more practical.

The corner created between the buildings is a sunny, sheltered spot in cool weather. The new arrangement affords more privacy and increased charm.

The land made available has been landscaped in keeping with the rest of the garden. A spacious play yard was built of light unobtrusive mesh wire. This provides a splendid place for the youngster and her sand box. And in a secluded corner there is room for the clothes reel which no longer offends the eye.

All this may suggest things to the home owner who wants more space for hotbeds, cold frames, a vegetable or cut flower garden. Certainly the labor and expense of moving the garage is justified in view of the multitude of advantages gained.



"Watch The Fords Go By"

MORE THAN two million Ford V-8's have been built. You see them everywhere, in city, town and country. V-8 has come to mean Ford. . . . Yet it has not been long since the V-8 car was only for the well-to-do. Its superior performance was recognized, but the price was high. You had to pay more than $2000. . . . So the Ford Motor Company set out to build a V-8 engine within reach of the average motorist. . . . That was something new and there were many who said it couldn't be done. But it meant better service to the public. Progress is always easier when you start with that idea. . . . Out of it came the Ford V-8—a wholly new kind of automobile for millions of drivers. Ford methods have made the full measure of performance, comfort, safety, beauty and convenience—once enjoyed only by the limited few—available to all at a low price. That is the meaning of the V-8 insignia.

Anaconda's Latest Contribution to Better Home Building

A Durable Copper Roof at a price you can afford to pay

No longer can a copper roof be considered unduly expensive! This new product *costs no more* than other high quality roofings which do not combine the many advantages offered by copper:

APPEARANCE . . Copper increases in beauty with age and service.

DURABILITY . . . . There are countless instances or seemingly ever-enduring copper roofs.

MAINTENANCE . . A correctly installed copper roof requires no further attention.

FIRE-PROOF . . . Copper roofing earns a lower insurance rate.

LIGHT-WEIGHT . . Weighing even less than wood shingles, copper roofing requires no heavy, costly supporting structure.

There are other advantages—high salvage value; positive, moisture-proof protection for insulation; lightning-proof when properly grounded.

Compare copper with other roofing materials and you will see that Anaconda Economy Cottage Roofing offers unparalleled value. And remember that this new product, specially adapted to the roofing of homes and cottages, is identical in principle with the copper roofs on so many monumental structures.

Our illustrated book gives additional facts about this new, improved roofing. A copy will be mailed on request. If you wish it, we will also mail our booklet, "Copper, Brass and Bronze in the Home". It offers many practical, helpful suggestions for minimizing upkeep and repair expense.

ANACONDA
from mine to consumer

THE AMERICAN BRASS COMPANY
General Offices: Waterbury, Connecticut
Offices and Agencies in Principal Cities

ANACONDA *Economy*



Financing made easy through the FHA

The Federal Housing Administration has been set up to stimulate needed repair and modernization of homes and business buildings. Any property-owner may apply for a loan, which is repayable on exceptionally easy terms. If you desire information on any aspect of FHA help in financing, simply write us, and your questions will receive prompt attention. The American Brass Company, Waterbury, Connecticut.

COTTAGE ROOFING



The new CANDLELIGHT by TOWLE — flickering candlelight reflections in the flowerets add a Renaissance loveliness rich and elusive. Note the fine ensemble — new beauty for the bride's table

Candlelight and the Gleam of Sterling

Soft candlelight adds a romantic touch to the bride's new dinner table — and turns the spotlight on her silver! For your solid silver plays a most important part when you entertain — it is such a very definite clue to your standards of living.

See the lovely TOWLE solid-silver patterns, all open stock for years and years . . . Send for free folders.

TOWLE

Makers of Sterling only . . . with unbroken craft traditions

SINCE 1690

FREE — Pictures and prices of all TOWLE patterns with chart of preferred engraving suggestions.

NEW BOOK FOR BRIDES — *"How to Plan Your Wedding"* tells what to do 3 months in advance, 2 months, 6 weeks, 3 weeks, last week, last day. Four pages for the groom. Emily Post and *Vogue* on sterling silver. Very practical and a priceless record.

THE TOWLE SILVERSMITHS, Newburyport, Massachusetts
Bride's Personal Service — Dept. B-9

[ ] Please send free folder, etc., on _____ patterns.
[ ] I enclose 10 cents for new book.

Name, Street, City, State _____

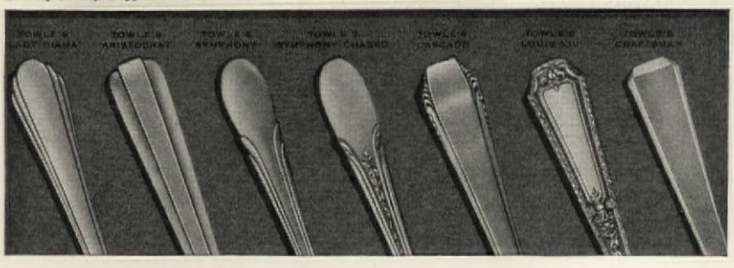

New methods

[*Continued from page 295*]

a good time. We all know this type of "complex" even in adults. After a certain amount of explanation, and enough time for reason to act, they will usually turn about and realize that the suggestion—whatever it may be—was not meant as an insult. But often the harm is already done, and in any case it in no way affects that well-established pattern, way down in the subconscious, which the very next time and always will shout "No!" when it should say "Why certainly—with pleasure!" Reason you see, will act in time, but it will in no way alter the "disposition" until the pattern itself is altered. Mr. Jones may promise his wife a thousand and one times, with the best intentions in the world, and his whole willpower into the bargain, that he will not lose his temper the next time the furnace goes out, but unless he can change that subconscious pattern which in his case produces anger at the least annoyance, he will always lose his temper "in spite of himself!"

How then is such a pattern built, and how can it be altered? Or, much more important to us parents, how can a pattern of honesty, courage, good-nature, cheerfulness, patience, and goodwill be instilled in our children?

Once more we come to a basic principle: The subconscious is reached and reached only by images or pictures, which, good or bad, positive or negative, become the patterns from which reactions spring. So, when we cheerfully—and ignorantly—greet our child with "Where did you get those black, black hands?" we are carefully establishing in that child's subconscious mind the pattern of black hands!

Then we come to another interesting basic fact about the subconscious: It never questions or judges any images or patterns that reach it. All are right and quite acceptable to it. The conscious mind can reason, question, and decide whether a thing is right or not, desirable or not, but the subconscious can not. Therefore when it receives, through the child's conscious mind, an image or picture of very black, dirty hands, it establishes that image as a satisfactory pattern.

Later, when we poor ignorant parents want those hands washed, or kept clean, we may talk, and we may scold, and we may punish, but the more we try to get rid of those black hands, the more firmly (as long as we go on harping about black hands) we establish that pattern, which more and more surely comes back with the reaction: "No! Black ha are the right thing!"

In time—and this is what c cerns us parents directly now— the child grows older and sees clean hands about him, and sc member of the other sex, perh a little older, begins to serve a visual example of perfecti an image of clean hands is gra ally built, which after a wh replaces that other pattern th we and no one else built, of di hands! The happy change is ma in spite of our efforts!

But sometimes the child is r so lucky, and the undesirable p tern remains for life. Negati images are strange things, a are built up quite as eas through fear as through desi admiration, or mere passive r ceptivity. And unfortunately seem to picture the things we not want so much more vivid than the things we do wan "Johnny, how cross you are t day!" "Mary, how could yo break mother's best cup, you a always breaking things!" "Chi dren, I don't want you to quarr like this one minute more!"— cross, break, quarrel—all da long and year after year, we giv our children the pictures of th very things that we do not want

And if we punish or spank? A best, punishment is what has bee called "conditioning," that is, at taching an unpleasant idea to certain act. Actually, however what happens: If Mary is slapped hard enough and often enough every time she touches her moth- er's jewel box, she will in time— and as long as her mother is near —refrain from playing with it. But we all know what she will do the moment her mother is out of the house! For the image is that of "mother slaps," and not the desirable pattern: "I keep away from other people's things." Similarly Johnny may obey promptly when his more severe father is about, but cheerfully disregard his gentler mother's calls when he is away at the office; for the connection or image is of "Daddy spanks," and not the all-useful and necessary pattern-habit of: "When called, I come!" We may scold and punish or talk endlessly of the sin of lying, but we will make little headway until we establish a pattern of telling the truth!

If what we want is truth, then we must not picture lying; if obedience, then we must talk of obedience, and so with courage, honesty, self-reliance, and all of the other virtues. We need not be argumentative, which always arouses resentment, and is of no use anyway; but vivid, clear-cut, and accurate, the only things upon which the strength and power of the pattern depends. Parents must above all learn—

[*Please turn to page 319*]

She dared love an Indian

Alarmed by her love for an Indian, her elders locked her in the public stocks. Rescued by her redskin lover, she became his wife —the mother of his children. And all the glamour of that far-away romance lives in the glorious rug she wove—faithfully reproduced in this delightful Firth "Hooked" Rug—The Cottage.

Bring Romance and Color into your home *with* Firth Hooked Rugs



The Firth "Down Easter"—perfect with Early American or any type furniture—adds new beauty to your room for such a small cost.

Have you "modern" furniture? Choose a Firth Royal Scottish Tartan with its bold simplicity of design and colorful charm.

● The romantic incident depicted above illustrates an actual occurrence during the colonization of old New England. It is but one of the many glamorous happenings which have been woven into the romantic backgrounds of Firth's INTERNATIONAL "HOOKED" RUGS. This intriguing story, and many others, is charmingly related in Firth's illustrated booklet describing the origin of these interesting "Hooked" Rugs.

Ask your Firth dealer to show you his complete line of these floor coverings. Their lovely designs were inspired by rare antique pieces directly associated with events of historical or legendary significance, and yet they are moderately priced. Everyone can afford not just one, but several of these beautiful rugs.

Notice their many different sizes and shapes. Feel their deep, soft pile and long-wearing texture. Note the anchor backs and latex finish on all small rugs to prevent slipping and sliding.

And remember—all Firth rugs and carpets are made of Sanitized Wool—your guarantee that they are made of highest-quality, clean, live wool.

Send for FREE *Booklets*

Find out more about these enchanting Firth INTERNATIONAL "HOOKED" RUGS and also about the Royal Scottish Tartans, those striking new floor coverings that represent the most inspired advance in rug design in recent years. Mail coupon below *now* for FREE illustrated booklets in color.

All FIRTH Rugs and Carpets Made of "Sanitized" Wool

by FIRTH

FIRTH CARPET CO., Dept. 29, 295 Fifth Ave., N.Y.

Please send me absolutely free: Firth's International "Hooked" Rug booklet in full color, "A PILGRIMAGE FOR INSPIRATION"—Firth's Royal Scotch Tartan booklet in full color, "ROMANCE WEARS HEATHER IN HER HAIR."

Name.....

Address.....

City.....*State*.....

Dealer's Name.....

A UNIQUE RECIPE SERVICE

For AMERICAN HOME READERS

When, a little more than a year ago, the Editor of The American Home proposed printing the recipes so that they could be easily filed, she also devised the Menu Maker—an all-steel cabinet in four colors as illustrated which we offer our readers, complete with a card index and a supply of Cellophane envelopes.

The Menu Maker is large enough to hold all your recipes. The Cellophane envelopes permit you to file your recipes with the picture side out and the recipe itself visible on the reverse side, and fit the American Home recipes without extra cutting, allowing of leeway in case you want to replace the recipe. The envelopes are, of course, washable. The index consists of the classification of all foods as well as for each day of the week, and the use of the American Home Menu Maker permits you to plan your meals for a week in advance with all recipes filed for quick reference.

In short, the Menu Maker is a sensible, workable recipe file that only a practical housewife could have designed from actual experience, and in offering it to our readers we believe it to be the first practical recipe idea ever offered by a magazine.

30,000 SATISFIED USERS

30,000 American Home readers have adopted the American Home Menu Maker and are using it to file the recipes which appear monthly in The American Home. We offer you the Menu Maker in your choice of colors, the complete index, and 50 Cellophane envelopes for only $1.00 If you live west of the Mississippi, please add 25¢ to cover additional postage.

78 Recipes and Envelopes

For new readers and those who have not been filing the American Home recipes, the Editor recently went through all recipes published in The American Home and selected those she thought worthy of a permanent place in our Menu Maker. In addition she has supplied us with personal favorites from many years' culling and sampling.

We now offer the Editor's Favorite Recipes—78 of them—and Cellophane envelopes to hold them, postpaid for only 50¢. If you have the Menu Maker and want these Favorite Recipes, send only 50¢ in stamps, and if you are ordering the Menu Maker, add 50¢ and get the complete service.

Postpaid only $1.00 Complete

add 25c west of Mississippi

PLEASE USE THIS COUPON

THE AMERICAN HOME, Garden City, N. Y.

I am enclosing $1.00 for the complete Menu Maker in Blue, Black, Yellow, Green (check color), this to include 50 Cellophane envelopes, indices, etc.

Name.....

Sreet.....

City.....State.....

Add 25c if west of the Mississsippi, in Canada or U. S. Possessions. AH 9-35

ars for every preserving need

HEN is a jar not a jar? When it is a container for food. d that is plentiful these gar- -growing months, and that er housewives will put up now enjoy during the winter. All ds of food, from pickles and diments, jams and jellies, to es of various sorts, vegetables, l even fowl and meat. What ny people do not realize is that re are many kinds of jars. all ones for the family of two; ge ones to take care of the eds of a large family. One can ose between half-pint, pint, art, and half-gallon sizes, and th round and square s are available.

The "Special ason" shown here s a much wider outh than the stand- d, to take the bulky ods like corn-on- e-cob. Beside it is e important "whole-fruit" jar with the practical wide mouth. At the top of the page are jelly glasses of various shapes and sizes. When making jelly for a small family it is far more economical to use small-size glasses. Jellies for special garnishing, too, should be put up in small glasses; and decorated or fluted shapes are most interesting.

As important as the jars themselves are the closures. Sealing is so important in home canning that there must be a guarantee against air leakage and contamination from any source.

In the photograph at the bottom of the page are devices for perfect sealing. Red rubber jar rings with the convenient white lip, also the band-lid-ring combination where the rubber ring goes on first, the glass lid next, then the metal screw band. Among other things this provides for an arrangement of a paper label between the glass and the band for the name of the product and the date. These caps all fit any standard Mason jar.

The screw top is of metal with turned edge to form a perfect seal against the rubber ring. A porcelain lining is guarantee against contamination of any sort.

At the top of the group is the jar lifter for hot jars—beneath it a wrench to loosen stubborn caps. Beside this group is a collection of conventional Mason jars.



Jars and jelly glasses above from Hazel-Atlas Glass Company. Closures and holding devices from Cupples Co. Glass jars at left from Owens-Illinois Glass Co.

Introductory Offer!

DRAINING FOODS—ScotTowels are more sanitary and more absorbent than ordinary paper or newspapers for draining grease from bacon and fried foods.

WIPING POTS AND PANS—"Thirsty-Fibre" ScotTowels quickly wipe off messy grease and soot. Save your good dish towels from hard-to-wash-out spots and stains.

Paper Kitchen Towels for drying hands . . . draining bacon, wiping pans, etc.

SCOTTOWELS—the new *paper* kitchen towels—are so convenient. Just what you need for dozens of messy tasks. Always fresh and clean—they save laundry. Keep your hands from getting grimy, too. Tear one off. Use it. Then—throw it away. There's nothing to wash or rinse.

Made of "thirsty fibre"—an exclusive Scott development—ScotTowels are *twice as absorbent* as ordinary paper towels. They *really* dry. Try ScotTowels in *your* kitchen. 2 big rolls (150 towels on each) cost 25¢—that's only a penny a dozen. On sale at grocery, drug and department stores. Or, send the coupon to Scott Paper Co., Chester, Pa.

MAIL THIS COUPON TODAY
SCOTT PAPER CO., CHESTER, PA.

If your dealer does not sell ScotTowels, send us 50¢ (money or stamps) and you will receive postage paid—
2 ROLLS OF SCOTTOWELS, AND 1 ENAMELED FIXTURE,
or SEND $1.00 FOR 6 ROLLS AND ONE FIXTURE
Check color of towel fixture desired: ☐ ivory ☐ pale green

Name_____
Address_____
Dealer's Name and Address_____

A 9



HAVE YOU LEARNED THE SECRET of Important Decorators?

Have you longed to know the success secret of important decorators? Well — here it is! Successful decorators achieve many of their most delightful furnishing effects — create many of their most charming interiors — through use of the *right small tables!*

Imperial Tables — each a masterpiece — play a vastly important role in the beauty and livability of the home. They brighten up tired rooms— add luxurious convenience—induce an air of smart distinction.

Imperial TABLES

In every detail of design, construction, finish, Imperials are admittedly peers in the entire furniture field. Only the finest woods, many of them from the far reaches of the world, are selected for their making. Only the most skilled artists and craftsmen are entrusted with their building.

Be sure, whenever buying tables, to insist upon their bearing the famous Imperial Green Shield trademark, your positive assurance of lasting satisfaction.

For more than 30 years, the identifying trademark of America's finest tables.

IMPERIAL FURNITURE CO.
GRAND RAPIDS, MICH.

Send

50c for this authoritative, practical book on home decoration. Profusely illustrated, many in color.

A new treatment for halls

[*Continued from page 274*]

and a chair or bench would suffice. There are adorable little garden tables on the market right now that would be suitable for holding plants. White iron tables with glass tops are fascinating. Some of these hold a potted plant in the base beneath the glass. There are also tables with tile tops and tables made completely of white wire. A wooden garden bench would serve admirably as a seat. A canvas deck chair would be colorful.

If your hall has windows or French doors, you might like to use small narrow awnings above them. Wood lattice work around the windows gives an impression of drapery. Window boxes can be used effectively on the inside of the windows. And shelves may be placed in rows across the windows and plants displayed here.



Wall brackets are especially decorative in a hall when used in pairs. One of classic derivation with laurel leaf decoration, provides double light. The single bracket with its star-decorated urn design is informal enough to go with the Colonial house, dignified enough for 18th century. Both brackets are from Chase Brass & Copper Co.

But, obviously, most of the success of your garden-hall is going to depend on your arrangement of plants. For using plants on the wall there are available today hanging shelves made entirely of white wire. Wall brackets might be used in series. Iron fixtures holding pots of ivy at different heights are delightful. The tables might be reserved for flowers in glass bowls. And in the corners you could stand large oil jars. Tiny plants in red pots set in clusters on the floor would be charming. Two small trees in green pots on either side of the door would go a long way toward "making" your hall. An amusing touch would be to include at one end of the room a small garden wheelbarrow filled with plants. And if you care to spend a few extra dollars, it would be perfe to install a tiny ten-inch gre picket fence around the flo about six inches from the wa Potted plants could be arrang inside the railing.

The only additional touches would suggest might include few decorative accessories to a interest and variety. Flower bird prints framed in narro white passe partout and place upon the wall in a series wou be suitable. Mirror panels to r flect the green plants would i crease the size of your ha Primitive wooden masks or group of exotic fans are decor tive. Photographs or water colo of the garden outside would a a personal note. A small piece garden statuary could be used o one of the tables and an aqua rium on the other.

If you are feeling a little lavis you could add nothing more per fect to a hall of this sort than small wall fountain!

Don't forget that a garden-ha is no exception to any other sor of hall when it comes to a mirro You must be certain to includ one. We suggest that you con sider the new ones framed in in teresting patterns of white wire.

It's amazing what a few imag inative touches and a small sum of money can do to transform "umbrella space" into a fascinating prelude to your home. We heartily recommend that you consider a garden hall.

If there is a garden niche or fountain arrangement in your hall, by all means include an entrancing little garden animal. Some about six inches high come from B. Altman

Better health and greater comfort

ABSOLUTELY FREE

● Winter Windows require a small initial investment, of course, but their nominal cost is soon repaid in the money you save on fuel. Put them on your house this winter and eliminate the drafts and fluctuating temperatures that bring on colds, flu and even pneumonia. Give your family the benefit of comfortably warm rooms. Give yourself the satisfaction of clear windows, unfrosted in even the most severe weather. And do it, really, at no cost at all, for a study of the table below is sufficient to show that Winter Windows pay for themselves in practically no time. Call your local lumber dealer today. Remember that storm sash may be financed under the F. H. A. as a permanent improvement. Since double glazing doubles the importance of quality in the glass you use, make sure you have the clearer, brighter, flatter product made by Libbey·Owens·Ford Glass Company, Toledo.



WINTER WINDOWS

LIBBEY·OWENS·FORD QUALITY GLASS

The U. S. Bureau of Standards reports that Winter Windows save from 10 to 15 per cent of fuel costs in houses with no other insulation. In insulated houses the savings are reported as being as high as 60 per cent. Approximate fuel savings in dwelling houses:

	Saving per Cent		Saving Per Cent
No insulation, weather stripped . . .	15 to 20	½ inch insulation, with double window*	About 50
Same, with double (storm) windows* . . .	25 to 30	1 inch insulation, weather stripped . . .	About 50
½ inch insulation, not weather stripped . . .	20 to 30	1 inch insulation, not weather stripped . . .	30 to 40
½ inch insulation, weather stripped . . .	About 40	1 inch insulation, with double windows*	About 60

Taken from circular of the U.S. Bureau of Standards No.376, entitled Thermal Insulation of Buildings.

*"Double Windows" ARE WINTER WINDOWS

Yours SHOULD BE THE very finest IN Venetian Blinds

HERE is a helpful buying guide to what is correct and best in Venetian blinds: Choose the blind recommended by exclusive decorators—the blind used in fashionable homes—the *Columbia* Venetian blind.

It is now available to you through a carefully chosen dealer in your neighborhood—in a host of attractive color combinations—at prices that mean you can afford the very finest in modern window beauty.

Ask particularly for the Columbia *Residential* blind. It is especially made for home interiors and carefully made to keep its smart appearance for many a long year. Trim, narrow slats emphasize its modern beauty and form a pattern that is smart, distinguished, decidedly correct.

Have the Columbia dealer give you an estimate. Write us for his name, and we will also send you our illustrated "Book of Blinds."

Columbia
RESIDENTIAL
VENETIAN BLINDS
Used Everywhere to Beautify Homes
(BY THE MAKERS OF COLUMBIA WINDOW SHADES)

What are the newest styles in Venetian blinds?

SEND FOR COLUMBIA'S "BOOK OF BLINDS"—**FREE**

THE COLUMBIA MILLS, INC., 225 Fifth Ave., New York, N. Y.

Please send me your booklet showing photos of all types of window fitted with the newest in Columbia Venetian blinds—together with my dealer's name.

NAME_____ A

ADDRESS_____



The American Home architectural portfolio

[*Continued from page 257*]

skeleton, each unit of which has been designed to be handled easily by one man. It differs from what is popularly known as a steel house in that only the frame is of steel. The exterior may be finished with any building material, permitting wide variety in appearance. Exhaustively studied and investigated by Federal Housing Architects and Engineers, this type of construction is accepted as eligible for F. H. A. loans in any locality.

The steel frame was erected in slightly more than one day by five men. The balance of the construction was completed and ready for occupancy within four weeks as compared to about three months ordinarily needed to build a house of this size. The interior house is encased with inch and a half cork board and completely air conditioned. Plumbing for both kitchen and bathroom is incorporated into standard wall frame becoming an actual part of the partition. It is fireproof, lightning proof, provided with cross ventilation in every room, and economical heating. No radiators to clean under, sound deadening walls, termite and vermin-proof. It is claimed that this can be secured at less than the cost of an ordinary house of similar size and price, and last but not least, they work with your own architect on design and in giving you the exact floor plans and exterior that you may have in mind.

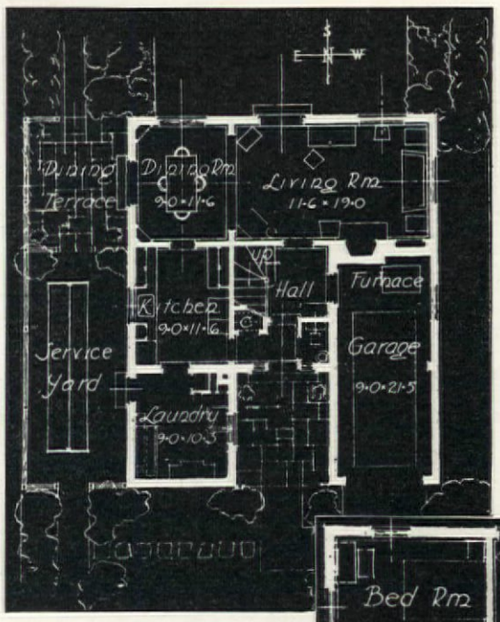

Don't forget to send for the new American Home Check List for prospective home owners. Free. Enclose 3¢ stamp for postage

Designed by Joseph J. Deucher

This house was the winner in the first class in the Cleveland Small Home Show. The service quarters as you see by the floor plans are in the front of the house. The cost was $5,800

fter dark

ontinued from page 278]

an operating room. However, gentle variation is much more easant than one of jumpy contrasts. Shades open at the top ep this balance of light that is lpful and attractive in our liv- g rooms.

Nothing more quickly influences e warmth and hospitality of a om at night than the color of e shade. If it is of blue or green, ol colors, the room is gloomy nd forbidding, but light tints of e warm colors, amber, ivory, ellow, or pink give a friendly, heering glow. And bindings of he predominating color of the oom used as trimmings for the hade will bring it into harmony vith the rest of the room.

For writing, the ideals of light- ng are much the same as those or reading, except that the lamp t your desk is in front of you nd needs a darker shade to keep the glare out of your eyes as they are lifted from writing. Bridge lamps for desks that open and close are a convenient selection.

Sewing is quite different. Printers have reached a high standard in making books legible, and we do not write notes on dark paper with black ink, but, alas, sewing is not so nicely arranged. We sew with dark thread on dark garments that fairly swallow up the light, on distracting plaids, and on all sorts of combinations.

It is good logic to sew, especially on dark colors with the 1000 footcandles of the daylight, but it can be done at night, only, if you do it with three or four footcandles. Don't blame those men who made electricity possible for your failing eyesight. A room in which a great deal of sewing is done (just easy, pick-up work for an evening is managed nicely at a good reading lamp, preferably one that has three high wattage bulbs available) needs a high general illumination, given well from a ceiling fixture, and an extra direct light for the work itself. A floor lamp gives this direct light well, and if it is fitted with three sockets and three high-powered bulbs all three ought to be used for especially trying work. With such lighting, sewing of the more ambitious kind can be done after dark without the sad premium that often has to be paid.

A well-lighted kitchen is a great satisfaction. This is another room like the sewing room where we are more interested in efficiency than in charming atmosphere, so, if the dark corners are lighted it will be easier to do the cooking and to make the dishes sparkle.

After the work is done and you step to the mirror to put on a little powder, lipstick, or what have you, remember this tip. Have the lamps arranged to light you, not the mirror.

Perhaps guests are arriving and bridge is to be the order of the evening. Have you ever played with one of the indirect, metal-shaded portable lamps equipped with a big, generous bulb? It throws the light up to the ceiling then it comes down to suffuse light all around and over the table. You and your partner and your opponents all see at the same time. It is one of the more delightful proceedings. Two of these lamps are perfect for the difficult problem of lighting the ping pong table in the game room.

But, that there may be no broken hearts, let's relax, when reading, writing, sewing and bridge are taken care of, and have a lovely time with low, squatty, very pretty lamps for places that need decoration. In choosing such lamps conscience need no longer be your guide—your artistic sense and good taste can run riot.

(The drawings illustrating this article were all sketched from General Electric lighting fixtures and illustrate examples of correct, scientific lighting.)

More winter comfort at lower fuel cost

[Continued from page 283]

alone a matter of temperature, but also one of moisture content in the air. Proper humidification will make a house in winter as comfortable at 68 degrees as it would be with dryer air at 72 degrees or more, thereby saving fuel. The quality of the humidifier is important, and it should be fully automatic.

For summer comfort, dehumidification or the removal of moisture from the air is just as important to comfort as is winter humidification. One advantage of the warm air system is that ducts return air to a central point from which it is redistributed as clean, properly humidified air of the proper temperature.

When we come to the radiator systems, there are three things to consider: the boiler, the pipes and the radiators.

Consider first, "Is the system clean?" Soot or scale on the boiler may waste 25% or more of your fuel dollar. Clogged or leaky valves may be wasting more dollars. Radiators may be improperly vented, or the supply pipes to individual radiators may be too small.

The boiler is the heart of the system. If it is too small, of an inefficient and antiquated type, or if there are cracked and leaky sections, a new boiler in a fine looking jacket may not only solve

A BARGAIN IN Beauty

House at Portland, Oregon. Architect, Harold Doty. Cabot's Stain on roof and clapboards. Cabot's Gloss Collopakes on trim.

Because Cabot's Creosote Stains Double the Life of Wood

FOR lovely, texture-revealing colors, use Cabot's Creosote Shingle and Wood Stains on your house. The first cost is low, but, even more important, these stains will actually pay for themselves because of their remarkable preservative qualities. They contain more than 60% pure creosote, as compared with the mere "trace" which gives the distinctive odor but *not* the preservative quality, to many so-called "creosote stains".

Follow the example of the country's leading architects and specify Cabot's Creosote Shingle and Wood Stains when you buy. Then you will be sure of getting full strength creosote — the best wood preservative known. For color card and full information, just sign and mail coupon below.

Beautiful effect of Cabot's Creosote Stain in dark color on roof of white house. Architect, Penrose V. Stout, Bronxville, N. Y.

Clapboards preserved and beautified with Cabot's Creosote Shingle and Wood Stain. Architect, Royal Barry Wills, Boston.

Cabot's Creosote Stain for added beauty and longer life of Shevlin Pine Log Siding. Architects, Magney & Tusler, Inc., Minneapolis.

Cabot's Creosote Shingle and Wood Stains

Samuel Cabot, Inc.
141 Milk Street, Boston, Massachusetts

Samuel Cabot
Manufacturing Chemists

Gentlemen: Please send me color card and full information on Cabot's Creosote Shingle and Wood Stains.

Name_____

Address_____ AH-9-35

Does your skin

FEEL HARSH

after a bath?

... is it hard to get a lather?

... does the water have any noticeable color, odor or taste?

... are washable clothes sometimes harsh-feeling or greyish?

... do glasses and silver dry with a dingy film?

These or many other symptoms may indicate a water supply not wholly suited to household use. But no matter what your natural water supply may be, it can be CONDITIONED ... freed of hardness, dirt, taste or odor.

Permutit, world's largest maker of water conditioning equipment, provides installations for the home to remove these troubles, so that you can enjoy really soft, clean water for years to come. Water conditioning is not expensive ... pays for itself in the many savings it effects. Write for the free booklet, "THE MAGIC OF WONDER-SOFT WATER."

Permutit

Water Conditioning

EQUIPMENT

Made by THE PERMUTIT COMPANY
Room No. 708
330 West 42nd Street, New York

Authorized dealers
throughout the United States and Canada.

the problem but also make it possible to modernize the basement into a clean-looking game room. A new boiler, costing at the minimum about $70 plus installation, may quickly pay for itself. However, it may be possible to get along by cleaning the old boiler thoroughly and, if large enough, provide bigger radiators or more modern ones that take up less room but have more heating area.

Let us first consider the hot water system. The radiators are warmed by hot water circulating through the system. There are two ways to make the radiators warmer. First, by installing a circulating pump which costs about $25 and which insures a better flow of water even when the piping is too small for proper gravity circulation. Radiators then heat up faster so that the system responds more quickly to thermostatic control. Second, by sealing the expansion tank so that the water will be hotter because, being under pressure, a temperature higher than the ordinary boiling point can be obtained. It is possible to increase the temperature 30 degrees or more by this method. Of course the expansion tank has a relief valve.

Coming to steam. Probably the easiest thing to do would be to turn an unsatisfactory one-pipe steam system into a vacuum system. This is done by making the system tight enough to hold a vacuum, which can generally be done easily and inexpensively. Then it is merely necessary to replace the air valves with vacuum air valves which cost about $3 each. So altered, the system will be more efficient and deliver more heat with less fuel, as the vacuum permits steam to be formed at a lower temperature which of course demands less fuel. A one-pipe steam system can also be turned into a vapor vacuum or hot water, though this is much more complicated and requires extra piping.

A vapor system can be transformed into a vapor vacuum system by tightening up the system and by replacing the central air vent with a vacuum vent which costs about $9 and keeps air out. The system will then be more efficient and use less fuel.

Now we come to the radiators themselves. Here there is not only plenty of opportunity to make the system more efficient, but also to modernize its appearance.

Old-fashioned radiators are not only inefficient but ugly and bulky. They can easily be replaced with modern radiators at, speaking very roughly, about $15 each for an average size unit plus installation. Of course the cost varies with the size of the radiator and difficulty of installation.

First, let us check the radiator.

This added fire insurance *costs you nothing*

Sheetrock

THE FIREPROOF WALLBOARD

By selecting Sheetrock, the Fireproof Wallboard, to remodel your home you increase your protection from fire, without any extra cost to you. Sheetrock is fireproof, does not burn or support combustion. This is an added value you get without extra cost.

There is no need to add inflammable materials to your walls and ceilings when you can get greater fire protection with Sheetrock plus everything you require in a wall and ceiling finish—smooth, non-warping walls, a better joint treatment—metal embedded in joint cement—and a background that will take any decoration.

Ask your dealer for Sheetrock and identify it by the edge label. Manufactured by the United States Gypsum Company.

USG

FREE BOOK
ON REMODELING
MAIL COUPON

UNITED STATES GYPSUM COMPANY
Dept. D—306 West Adams Street, Chicago
Please send free book on remodeling telling how to get better walls and ceilings when you remodel.

Name .....
Street .....
City ..... State .....

Has it been painted with meta paint, which reduces efficie about 12 per cent? Has it a cov Is it placed under a window se

The efficiency of a radia depends not only on the amo of heat that is radiated into room, but also on the quantity air that circulates around it. C ering a free standing radia may eliminate all the radi heat and reduce the circulation air so that efficiency is cut per cent and in some cases ev as much as 90 per cent.

With steam systems, radiato are hotter and air circulates p them faster than with hot wat which is why hot water radiato have to be larger to deliver t same amount of heat. Anythi which cuts down this circulati of air reduces the efficiency of t radiator. Consequently, covere radiators must be larger tha those uncovered in order to d liver the same amount of heat.

Radiators are of two types, th "convector" or "fin" type, an the ordinary free standing rad ator. The convector type is ger erally enclosed in the wall itsel though it is sometimes used wit an ordinary cover like a fre standing radiator. When in th wall it has an enclosing fron which may be of a paneled de sign, or may be plastered o papered over to match the wall.

The size of the heating elemen depends on the space available It is possible to get a heating ele ment that, by varying height width, and length, will fit almost any space you wish.

A new free standing radiator may be as narrow as 3½ inches. When so thin, it may be necessary to move the supply pipe closer to the wall, or use a special fitting unless you use a cover or do not mind a comparatively large space behind the radiator.

There is a newer type of cover which conceals the sides of a free standing radiator so that no valves or fittings are visible. These side columns can be used in conjunction with a top. The advantage of this type cover is that it makes full use of radiant heat to warm the space in the lower part of the room. It can also be used with a front grille if desired. This type of cover is shown on page 283.

Should you have an old-fashioned system in such bad condition that a new one should be installed, or wish to change from warm air to a radiator system, the work can probably be done in a clean efficient manner by making use of the new copper tubing, which is flexible and can easily be threaded through partitions. This type tubing is very useful in modernizing a heating system or installing one in an old house, since plaster does not have to be torn out as is the case with



NO TUFTING—EITHER VISIBLE OR CONCEALED

As with all decisive improvements—in clothes, furniture, motor cars or what not—Perfect Sleeper, the original tuftless inner-spring mattress, already has its imitators. But no improvised or roundabout method can achieve what the exclusive, *patented* construction of the Perfect Sleeper enables, viz: The *complete* elimination of tufting (stitched-through cords)—inside as well as at the surface. No restraint *anywhere* . . . no cramped spring action or compressed padding, as well as no surface puffs, dust-catching grooves or tick-wearing knots or buttons. Yet nothing can shift about—the Perfect Sleeper *stays* smooth, soft, shapely, dressy. And it has no rival for long wear! See and compare the Perfect Sleeper at department or other bedding stores. Sleeper Products, Inc., American Furniture Mart, Chicago—Factories in thirty cities.

Perfect Sleeper Studio Couch contains a genuine Perfect Sleeper tuftless inner-spring mattress. Can be made up as twin or double bed. Choice of colors. Other models.

The "SLEEPER" Family—MATTRESSES and BOX SPRINGS: Perfect Sleeper, $39.50 (West Coast prices slightly higher); Restal Knight, $32.50; Onotuft, $27.50; Smoothie, $22.50. CRIB MATTRESS: Tiny Sleeper, $13.50. STUDIO COUCHES: Perfect Sleeper, $59.50; Guest Sleeper, $49.50; Knight Sleeper, $39.50.

PERFECT SLEEPER *Mattress*

PATENTED—the original and only completely practical tuftless inner-spring mattress

rigid piping. It is also very useful in adding piping to old systems, as when changing a one-pipe system to a two-pipe vacuum or hot water.

The cost of a brand new system is probably much less than you think. To give a rough idea of cost, $500 to $600 will generally buy and install a complete radiator system in a six-room house of about 25,000 cubic feet including basement. One-pipe steam or vacuum is the cheapest radiator system, two-pipe vapor-vacuum and hot water running about 30% more. Of course the amount of automatic operation will increase this base cost, though probably lowering the operating cost.

There is a special type hot-water system for a house without a basement, as the boiler can be on the first floor level. Such a system can be installed for from around $125 up.

A factor in fuel saving and comfort is thermostatic control. Such control may be of the central type, in which the temperature in one room actuates the fire in any type system. In radiator systems, each radiator may have its own individual control so that temperature may be kept within a more even range. The central control thermostat costs about $40 and the individual radiator thermostats about $20.

A most desirable type of thermostatic control is that actuated by a clock so that you can have one temperature while awake, another while sleeping. Such a thermostatic clock costs about $80.

To the above prices, which vary according to the size of the control unit involved, will be added installation charges varying with the work necessary.

We now come to changes in the way of furnishing heat. Whatever kind of fuel chosen, it should be burned in a boiler especially designed for it if operation is to be efficient.

Fuel costs depend on the locality, the efficiency of the system, and the tightness of the house against the weather. In general, the type of fuel chosen should be that which is most available locally, and the equipment which enjoys the best local service.

Every type of fuel may be made fully automatic in operation. Recent developments in automatic stokers make even coal a fuel that requires little if any attention. Your coal may be automatically fed from the bin to the burner, and the ashes deposited in cans which are automatically replaced when full. The cost of such a stoker is $300 or more.

Oil burners are often installed in a coal-burning unit, though not every coal-burning boiler is suit-

LET *Insulite* IMPROVE YOUR HOME INVESTMENT

THERE are two objectives in improving your home investment . . . to increase the enjoyment you have in your home . . . to increase its desirability and value should you wish to rent or sell.

Home enjoyment depends on several things . . . comfort, beauty, and convenience. Build comfort, interior beauty, and convenience into your home with Insulite, the original wood fiber insulating board.

Used as a decorative wall treatment, Insulite provides inviting rooms of dignity and charm, plus a high degree of insulation efficiency against the passage of sound and heat. It will make your rooms more comfortable during hot summer weather . . . easier to keep warm and comfortable during cold winter days and nights.

With Insulite you can add extra rooms in attic or basement to make your home keep pace with the various needs of a growing family . . . rooms that will be attractive, quiet, comfortable, and make your home more convenient.

If you are planning to build a new home, let Insulite serve you from basement to roof. Use Insulite on exterior walls as a sheathing material to provide great bracing strength plus efficient insulation and protection from dampness. Use Insulite Lok-Joint Lath on interior walls. The Lok-Joint, exclusive with Insulite, provides the safest base for plaster, plus efficient insulation. Use Insulite as decorative wall and ceiling covering to give charm and variety to each room. Use Insulite under your roof, to keep out the heat of summer suns and during the cold months to keep in your furnace-generated heat, thus saving considerably on your winter fuel costs.

Insulite products, developed over a period of twenty-two years to meet the needs of modernization and new construction, are sold by lumber dealers. Literature describing the various Insulite products and their uses for residential construction is available on request. The Insulite Company, Dept. AH6, Builders Exchange, Minneapolis, Minnesota.

[*Insulate with Insulite*]

INSULITE
The Original Wood-Fiber Insulating Board

IT WILL PAY YOU TO SEE AN ARCHITECT WHEN YOU BUILD OR REMODEL



ALL the answers to the questions thoughtful home-makers ask about blankets, assembled in a beautiful, illustrated book "Your Blankets—Their Selection and Care." Correct sizes for different types of beds, correct weights for sleeping comfort; how to wash blankets so they look and feel like new; simple tests of quality you can make in the store. A wealth of practical, helpful information that will enable you to get the greatest service, satisfaction and enjoyment out of the blankets you buy for your home. For example:

Why all-wool blankets are best. Page 2
What makes a blanket warm. Page 5
How to tell live new wool. . . . Page 11
How to test tensile strength. . Page 11
Why "teazle napping" means longer wear. . . . . Page 6
Why Kenwood Blankets are woven 100 inches wide and shrunk to 72 inches. . . . . Page 6
Correct blanket colors for Fall and Winter. . . . . Pages 7-11

This book has been prepared by the Educational Bureau of Kenwood Mills, famous for the quality of its all-wool products, and has been approved by home-making editors. To obtain a copy free, simply send the coupon below or a letter or postal.

KENWOOD all-wool BLANKETS

KENWOOD MILLS, Dept. S-4
Empire State Building
New York, N. Y.

Please send me a copy of "Your Blankets—Their Selection and Care."

Name.....

Street.....

City.....*State*.....

© 1935, Kenwood Mills

able. It is generally the better part of wisdom to buy a specially designed boiler. Of course a tank to hold the fuel is necessary, and this can be set either inside or outside the house, unless building regulations forbid the former. Generally, building regulations require that the ceiling over an oil burner be fire-proofed. The cost of adding an oil burner and tank will run around $300. Addition of an oil burner will not make an inefficient system efficient; proper results can only be expected if the system is already operating satisfactorily.

Both the fully automatic stoker and oil burner require electricity for their operation.

Gas is an ideal fuel and the cost of using it is on the down grade. No storage space is required for fuel, and it is very sensitive to automatic control.

The above points will give you a general idea as to what you can do to make your house more comfortable and your heating plant more efficient so that in discussing improvements with your contractor your ideas may be sufficiently crystallized to give you a basis from which to start.

Prices as quoted above are to give you a general idea as to how inexpensive it may be to improve your heating plant and bring it thoroughly up to date so that you may enjoy greater winter comfort at a lower operating cost. Final prices depend on the type of system, size of units, and amount of piping and labor involved, which can only be determined by inspection of the job.

Now that we have covered the question of winter comfort, let us consider briefly summer comfort, as combination heating and cooling units can replace your existing radiators.

Probably the simplest way to cool off your house is by night cooling. To cool your house by night air, install an exhaust fan in the attic to pull the warm air from the inside of the house so that the cool night air will flow in. The fan may be clock operated to shut off before the outside air begins to warm up.

If you have a warm air plant with a blower, the cold cellar air can be circulated through the house, or house air kept in circulation to get a cooling effect.

Cooling by mechanical means is rapidly becoming quite reasonable. It will not be long before even the moderate-cost house can afford a central unit that completely conditions the air in summer as well as in winter.

At present, you may install a complete cooling and dehumidifying system in a six-room house for about $1,200 to $1,500. This would include the compressor at a central point, and combination heating and cooling units that replace ordinary radiators or convectors. Through proper control various rooms may be cooled at different times of the day so that operating costs are kept down. Cooling is confined to rooms in actual use at a given time. Such a system also humidifies the air in winter.

Individual rooms may be cooled by a portable cooling unit using either water or air as the cooling medium. These units also humidify the air and cost in the neighborhood of $400.

For successful cooling, insulation and a tight house are even more essential than for successful heating. The more we get into complete all-year-round air conditioning, the greater is the necessity for a well-built house with maximum resistance to outside temperature conditions. People building or remodeling today should make sure that their house is sufficiently well built so that coming early developments in complete air conditioning will not render the structure obsolete.

Those who desire the benefits of an improved or new heating system, and more extensive air conditioning, may spread the cost out over several years. A number of the heating companies have financing plans which do not require a down payment. Or you may make use of the modernizing part of the National Housing Act to supply the necessary financing. Any good heating contractor will be glad to help you. If you do not personally know of a good contractor, you can write to one of the companies making heating or air conditioning equipment and they will recommend one.



Redecorate this fall with
WALL•TEX

WHY let soiled, shabby walls spoil the pleasure of entertaining friends in your home this Winter? Smart, new Wall-Tex will add cheer and beauty to your rooms, and you needn't worry about the dirt and smudge of winter heating. Wall-Tex is proof against *that*—its *real* washability has made fall redecorating sensible.

Greater Beauty

Wall-Tex is truly the modern wall material—sturdy canvas on which are reproduced, *in permanent oil colors*, the smartest creations of today's leading mural designers. Like lovely oil paintings, Wall-Tex patterns *on fabric* have a lasting beauty and texture that simply cannot be matched on paper.

Honestly Washable

Wall-Tex is permanently washable. Dirt, smudgy finger marks, even grease, disappear like magic *with soap* and water. Repeated washings, year after year, will not affect a single color. Each cleaning restores the original freshness and beauty.

True Economy

WALL-TEXING actually costs *less* than frequent redecorating. Wall-Tex does not scuff or tear and seals surfaces against unsightly plaster cracks. Its toughness and permanent beauty make it a *lasting* investment, worth far more than its small extra initial cost.

Find Out Now About WALL-TEX

You must see—and feel—this marvelous wall canvas to really appreciate its vast superiority over paper. You must see its wide range of patterns to know its loveliness. Get in touch with your decorator or paper hanger—or mail the coupon below for free Wall-Tex samples.

Henrietta Murdock's book on Interior Decoration will also be sent you for the cost of mailing.

COLUMBUS COATED FABRICS CORP., Dept. A-9, Columbus, Ohio

Send me Henrietta Murdock's book on interior Decorating and FREE samples of Wall-Tex in latest patterns. I enclose 10c (stamps or coin) to help pay mailing costs.

Name_____

Address_____

City and State_____

For free samples of BONTEX Washable Window Shades and LINTEX Stainless Table Cloths, place check here ☐

Purchased, remodeled, redecorated for $10,000

[*Continued from page 258*]

I shan't bother you with details. The floor plan was essentially so good that we needed only to remove two partitions, add some modern plumbing, and a new heating plant. Then, with buckets of ivory paint, and miles of elegant wallpaper, we finished things up completely to our taste.

We have saved dozens of improvements for a later date, of course. But I'm sure that our richest citizens who find their homes a source of joy, and who can spend as often and as much as they wish, find themselves planning into the future to make their own homes more and more beautiful. And in the meantime, they, too, like us, find a continuous happiness in something that is so completely one's very own!

A correction—In the July issue credit for the photographs illustrating the article "The Barn and the Barnacle" should have been given to Ross W. Baker, and not the author.

ellogg's CATALOGUE
CHRISTMAS GIFTS
READY —

re is No. B 367

eside Foot Stool
th hand hooked
t to fit the top.
autifully made of
ie, pegged con-
uction. 7½ in.
l. Men, women and children like it.
$1.60

. 367. Stool only (9 inch top) **$1.40**

. 369. Eight inch hand hooked mat **40c** each.

70. Soft white lambskin gloves, *cream treated.* Wear them for work or play. *Protect, massage, soften* and *whiten* the skin.
Repeated washing will not impair usefulness. Comfortable, sanitary, durable, practical. Have an extra pair for night gloves. Send glove size. **$1.00** a pair.

No. 12
Ash Can Ash Tray

An exact replica in miniature of the old cellar ash can, handles and all. Made of metal with polished hinged top. 2⅜ inches tall. **75c**

This New 1936 Catalogue is full of original and surprising "Finds" selected from the whole wide world. It pictures and describes hundreds of gifts and toys suitable for everyone you know. All the prices are moderate. Each article is attractively wrapped and comes to you postage paid with a guarantee of your complete satisfaction. Buy some to give and some to keep. Isn't it logical that Kellogg, who spends the year around searching the world for the newest and most unusual gifts, can serve you best at Christmastime?

Write NOW for your FREE Copy.
Robert W. Kellogg Co.
Springfield, Mass.

GET YOUR GIFT CATALOGUE EARLY!

64 Hillman St.

ECONOMICAL—SANITARY
SCURLOCK KONTANERETTES

A touch of the finger brings the Kontaner you want—Revolves on ball bearings—fine crystal glass jars and covers—Rust-proof base—the modern way for storing leftovers—canned and fresh foods—splendid for refrigerator. Ideal in pantry for dry foods. Saves Space—Triangular jars hold about ⅓ more than round jars. Three to six jar units—85c to $3.95.

Standard equipment; Deluxe models Frigidaire (Serverette), Kelvinator (Revolving Food Wheel). On Sale—Houseware Sections of Dept. Stores and Refrigerator Dealers. *Approved by Good Housekeeping Institute*

Paul Revere

[*Continued from page 280*]

and is seldom seen except in museums or in fine private collections. The third Paul Revere made little silver that exists today, so most of the Revere-marked silver in existence today was made by Paul Revere, the patriot. The Museum of Fine Arts in Boston, Massachusetts, is fortunate in having a large collection of Revere silver. The Metropolitan Museum of Art in New York City also has a fine collection. Most museums find the work of Revere very desirable and most of them have some examples of it. Although other silversmiths of his time made equally fine silver there is a magic about the name Revere and it has a special appeal to the public.

Paul Revere died in Boston in 1818 and rests in the historic old Granary Burial Ground in the center of Boston. He left a fortune of thirty-one thousand dollars, quite a sum for that day. Revere would have been outstanding in any period, like Benjamin Franklin. No one would try to underestimate his patriotic activities, but those who know his work will always remember him for the beautiful things that he created and left behind him for future generations.

New fish stories

[*Continued from page 286*]

its own atmosphere, you have learned about more new fish and fish dishes than you ever dreamed existed. Show your guests how many fish hors d'oeuvres you have in your repertoire, and serve them on a tray of white ware shaped like seven fish. You will actually be a seventh wonder of the world!

Your centerpiece certainly should be seaworthy if you are doing a sea-food dinner, and here are fish that never swam in any ocean. Put them on a mirror plaque to make a gay and refreshing sort of table decoration. They can be used over and over through many a season, and come in all different shapes and sizes and in strange under-sea colors.

Sane ideas for new home buyers

[*Continued from page 296*]

calculate the price of a home that will be comparable from an expense point of view.

To help home-builders to bring their dreams down to solid earth, I sometime ago contrived a little chart that is nothing like as com-

Now that BUILDING *Dollars are* COMING BACK

This FREE BOOK Can Help You!

. . . Tells why wood paneled walls are so satisfactory. . . . . . How to have woodwork that always stays put and always *looks* right. . . . Why Arkansas Soft Pine "has what it takes" to provide beautiful paneling and woodwork. . . . . And how easily you can get it in your own home town. . . . Just send your name and address on the coupon and the book is yours.*

ARKANSAS SOFT PINE TRADE MARK REGISTERED

--------(TEAR OFF AND MAIL)--------

ARKANSAS SOFT PINE BUREAU
935 BOYLE BLDG., LITTLE ROCK, ARK.

Send your free book on interior woodwork, including work sheets for panel installations to . . .

Name.....
Street No.....
City.....State.....

*If you live south of the Ohio River or west of the Rockies, include 25c to cover postage—packing.

plicated as it appears. It can be made up for any desired locality by using the local taxes and commutation rates and may be had for the asking and a self-addressed, stamped envelope. Its sole aim is to get the client into the right price zone which ninety-nine times out of one hundred is lower than he himself thinks. Probably in no other business (except perhaps the recently revived liquor trade) is it true that the customer insists on buying more than he can carry. Can you always blame the realtor then if he sometimes oversells?

Rules 4, 5, and 6 are also closely interrelated and may be considered together. "Pay as much as possible in the beginning. Pay off the balance as rapidly as possible. Insist on a mortgage that will never have to be renewed." These three rules are as important to a safe and happy home as the foundation, side walls and roof.

Nowhere had the terrific credit expansion and easy borrowing of the decade just preceding the depression more devastating effects than in the home building field. The speculative builder was frequently able to borrow on first mortgage more than the cost of building a home. He frequently induced the seller of the land to take a second mortgage for the cost of the land. So the speculator-builder walked off with the home-buyer's down payment as clear profit and had no further interest in the home thereafter, either financial or moral. Let the roof leak, let the cellar fill with water, let the heating plant fail to heat, let the fireplace smoke or the floor shrink, the doorframes sag or the windows jam; whatever faults of improper planning or sloppy, skimpy construction showed up, it was no concern of his. He had the down payment and what happened thereafter concerned only the buyer, and the holder of the mortgage—as both frequently learned only too soon. For the speculative builder it was more profitable and much safer to take even a $250 down payment from each buyer and have no responsibility or financial interest thereafter, than to operate more conservatively. To build 200 identical dwellings on 200 adjoining plots is a simpler operation than to plan and construct twenty individually designed, architecturally good homes to suit twenty families with somewhat individual tastes and varying needs. Two hundred and fifty dollars cash profit on each of 200 homes didn't make such a bad figure for a year's work.

It's relatively easy to find excuses for the builders. It's infinitely more difficult to excuse the lenders of mortgage money for financing such unsound operations. It's difficult to find plausible reasons for such except perhaps that 200 loa one builder could be put thr with as little administr bother as could one indiv loan. With money coming in the public in such quantities the sale of mortgage certific mere quantity of loans too an abnormal significance. unfortunately many of the ployees hired to pass upon l were underpaid, untrained, i perienced and unschooled in fundamentals of land econo so vital to an understanding the elements that go to make permanent real estate values.

A small cash down paym means just one thing: a l debt. The average man woman is enormously bothe by debts of any and every except mortgage debts. The av age man who has borrow money from his bank on a n frequently at interest of m less than six per cent, will pi and squeeze in a thousand w till the note is repaid. Wh pray, is a bond and mortgage a promissory note, a note which you make it possible the holder if you default to t your family out into the stree "cold and shelterless never darken their own door again" it would have been written "Way Down East"? And for t money borrowed on the securi of a bond and mortgage the bo rower pays at least twice savin bank interest.

The whole public attitud toward mortgages in Americ seems to me to be just one tr mendous blind spot. In no othe country that I know of do we fin anything comparable.

There are many indications tha lending institutions have learne their lessons and are now radi cally changing their methods o operation. They have learned tha a few renewal fees during good years fail by a big margin t make up for wholesale losses dur ing bad. The worst offenders of the past are out of the picture en tirely and in no position to repeat their errors. The advertisement on next page from a New York newspaper, inserted by one of the best known of Brooklyn's savings banks, is illustrative of the trend of the times. The remarkable feature of the ad is that the bank has to spend money to "sell" the buying public on the obvious advantage of saving high interest expense by paying off its debts. It is difficult to understand why the public didn't long ago rise up in righteous wrath and demand what it even now still looks upon with slight suspicion.

The Federal Housing Administration, established by the National Housing Act will not insure any fixed mortgages of what the

PUT AN END TO NEEDLESS WASTE OF FUEL WITH CHAMBERLIN WEATHER STRIPS



DON'T try to heat all outdoors. Heating systems are meant to warm the inside of your house. But you can't keep your heat at home if the warm air goes out through cracks in doors and windows and the cold air comes in.

Chamberlin Weatherstrip seals the cracks that occur even in the best fitted doors and windows. The warm air stays in. You get more comfort and your heating costs take a nosedive. Install Chamberlin Weatherstrip now on all doors and windows. You'll cut 20% from your heating bill. Savings in a few winters will more than cover the cost.

All Chamberlin installations are made by factory-trained men. They give you swift, courteous and efficient service. We guarantee Chamberlin Weatherstrip for the life of the building. *Mail the coupon below.*

NO MORE DRAFTS!

Chamberlin In-Dor-Seals for bedroom and other inside doors prevent drafts. Save yourself from colds and discomfort.

CHAMBERLIN WEATHER STRIPS

"SINCE 1893-THE STANDARD"

Chamberlin Metal Weather Strip Co., Inc. Detroit, Mich.
Please send me a free booklet about Chamberlin Weatherstrip. AH-9
Name.....
Address.....

Down with stains and toilet germs

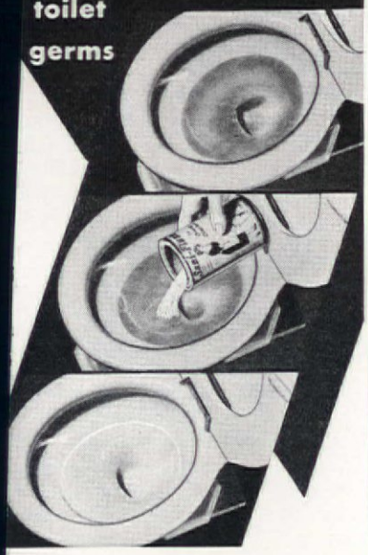

THE toilet bowl can be a breeding place for dangerous germs. Unpleasant odors become noticeable. Stains and streaks mar the appearance of a water-closet. Don't put up with it!

Just sprinkle a little Sani-Flush in the bowl (follow directions on the can). Flush the toilet—and the job is done. Porcelain sparkles.

Sani-Flush purifies the hidden trap that no other method can reach. Germs are killed. Odors go. *Sani-Flush is also effective for cleaning automobile radiators (directions on can).* Sold by grocery, drug, and hardware stores—25 and 10 cent sizes. The Hygienic Products Company, Canton, Ohio.

Sani-Flush Cleans
Toilet Bowls Without Scouring

FREE LESSON
HomeArtCrafts

Good Money for Spare Time

A new easy way. Art novelties in big demand. Get free lesson and quickly learn to decorate Gifts, Bridge Prizes, Toys, etc. No experience necessary. Anyone can succeed with simple "3-step" method, and you earn as you learn. Everything furnished, including supply of Novelties for you to decorate and Home-crafter's Outfit.

NO CANVASSING

Just sit at home and make up to $50 a week spare time or full. Write today for big illustrated book and FIRST LESSON FREE. Absolutely not one cent to pay. Lesson is free. Openings in every locality. Write quick.

FIRESIDE INDUSTRIES
Dept. 144-M Adrian, Mich.

"PRATT & LAMBERT"
A GOOD HOUSE PAINT

There's *an* Old Way And *a* New Way To Borrow Mortgage Money

Suppose you borrow $5,000 on your property. There are two ways to handle that debt—an old-fashioned, costly way—a new, economical, sensible way.

The old, fixed mortgage plan:

1. You borrow $5,000.
2. You pay $275 in interest every year at 5½%.
3. In 25 years you have paid $6,875 in interest.
4. After 25 years you still owe $5,000.

The new and better amortized mortgage plan:

1. You borrow $5,000.
2. Every three months you pay $50 to reduce the principal debt.
3. Each time you reduce the principal you also reduce the interest.
4. In 25 years you only pay $3,472.25 in interest at 5½%.
5. And after 25 years you owe nothing.

We are lending money on property in parts of Brooklyn, Queens and Nassau Counties on this new amortized plan.

No renewal fees or bonuses
Interest payable quarterly at 5½% per annum
Amount of mortgage based on 50% of property's present value

bank so rightly calls the "old-fashioned, costly type." Nor will they insure a mortgage that won't pay out in twenty years, which seems to be a reasonably long time.

Let us for a moment look at a mortgage of the Federal Housing Administration type, a twenty-year mortgage with regular monthly payments that take care of both interest and amortization. For every thousand dollars you borrow you pay $7.1643 each month, which includes six per cent interest. In twenty years you will have paid $1,719.43, $1,000 of which is repayment of the $1,000 borrowed and $719.43 is for interest.

Assume that instead of so paying off the mortgage, you had kept it a straight old-fashioned fixed mortgage. You would have paid in interest alone $1,200 or $480.57 more interest than you pay on the Federal Housing Administration plan. Costly? Why, the extra interest alone is half the amount you borrow in the first place.

To get an even more graphic picture, consider a medium mortgage of $5,000. In the old-fashioned costly way you would pay $6,000 interest and still at the end of twenty years owe $5,000. In the new, economic, sensible way, you would pay a total of $8,597.15 and at the end of twenty years owe nothing. In effect, for

"Iron Fireman saved more than you estimated"

says Arthur A. McLeod, Clerk of Supreme Court of Wisconsin

. . . and so say *literally thousands* of men and women who have had experience with Iron Fireman automatic coal heating. Do you pay fuel bills—for a hungry heating plant at your home or at your place of business? Arthur A. McLeod of Madison did. He accepted our invitation to have us make a free survey of his heating plant. (We hereby extend the same invitation to you.) After checking over his plant and previous fuel costs with hand-fired coal, Iron Fireman engineers estimated that an Iron Fireman automatic coal burner could reduce his residence fuel bill $135 a year. The survey also showed possibilities of improvement in more uniform heating and increased cleanliness. So Mr. McLeod bought an Iron Fireman. Now he says, "I am actually saving approximately $150 per year instead of $135 as you estimated. Your promise of uniform temperature and clean, quiet operation was also gratifyingly realized.

"As an indication of my high regard for the Iron Fireman and your organization, I have been instrumental in having an Iron Fireman installed in a large apartment house for which I am an executor and in the First National Bank of Chippewa Falls in which I am a director."

Iron Fireman automatic coal heating is the finest type of modern automatic heating that money can buy. It is such an efficient form of firing that it actually pays surprisingly large dividends in the form of fuel cost savings and in heating comfort. Iron Fireman can be quickly installed in old or new heating plants. Convenient terms of payment. Write for free firing survey and literature. Iron Fireman Mfg. Co., Portland, Oregon; Cleveland, Toronto. Dealers everywhere.

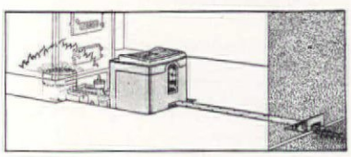

The Iron Fireman line includes models which feed direct from coal bin to furnace.

IRON FIREMAN

AUTOMATIC *Self-Regulating* COAL FIRING

IRON FIREMAN MANUFACTURING COMPANY
3038 W. 106th Street, Cleveland, Ohio.

☐ Send literature ☐ Make firing survey

Type of plant: ☐ Residential ☐ Commercial Heating ☐ Power

Name.....

Address.....

MOTHER!

HIS DELICATE DIGESTION NEEDS *ARROWROOT*

Royal Chocolate Pudding digests faster . . easier . . than cornstarch or tapioca pudding

With a little child, a digestive upset is serious. It may lower resistance . . . lead to acute illness.

Quick, easy digestibility—that's your child's need. And Royal Chocolate Pudding digests completely —much faster . . . easier . . . than cornstarch or tapioca pudding.

You see, the base of Royal Chocolate Pudding is arrowroot—a form of starch that is fully cooked when it comes to a boil. There's never a raw lump to clog digestion.

Your whole family will love the smooth, creamy texture . . . the delicious homemade flavor . . . of Royal Chocolate Pudding.

Why not *try* this delicious, easy-to-prepare pudding . . . today?

FREE—Beautiful New Recipe Book...
Just send front from Royal Pudding package with your name and address to: Royal Puddings, Products of Standard Brands Inc., Dept. R-27, 691 Washington St., New York. You will receive the new recipe book, "Royal Desserts and Salads."

ROYAL PUDDINGS

CHOCOLATE—VANILLA

Copyright, 1935, by Standard Brands Incorporated

ODD SIZE SWEATERS

To Order—From Factory to You

BOTH MEN'S *and* WOMEN'S

Our Knitting Mill will make your size to fit. Coat styles and slip-ons in baby shaker knit and sport wear. Send chest, waist, length and under-arm seam measurements. Write for sample fabrics and prices.

Bellevue Oakes Sweater Mfg. Co.
Roslindale Boston, Mass.
Mfrs. of 100% high grade wool knitwear for thirty years.

$2,597.15 you have disposed of a $5,000 debt! If you can pay off in less than twenty years, you save proportionately more, of course.

The Federal Housing Administration will insure loans up to eighty per cent of the approved value. For the family that wants a home and that hasn't available more than twenty per cent of the cost, this is splendid. But the Federal Housing Administration will be doing the home-owners of the nation a disservice if their activities tend to encourage maximum loans to those whose circumstances permit them to secure less highly encumbered homes. They will be doing a disservice if they encourage the speculative builder to evade again his proper responsibility by making it possible for him to have no financial interest left in his product once the purchaser has moved in. Already there is some indication that a few of the new Federal Savings and Loan Associations that operate to a large extent on money borrowed from the Government are not always lending as wisely as they might. Let the determining factor be not what you can borrow but what you can repay.

Rule 7 is to carry enough life insurance for the non-breadwinning members of the family to pay off the mortgage debt in full in the event of the chief earner departing for a happier and celestial environment before the earthly home is fully paid for. This is simple and obvious. Many cases of otherwise avoidable loss occur because death strikes at the very time when it may be difficult to make an advantageous sale.

Rule No. 8 has always been honored more by its breach than by its acceptance. Buy when others are anxious to sell, not when everyone seems ready, willing and anxious to buy. Buy or build during periods of low prices, during panics or periods of depression, when fear plus real distress have forced prices down below normal values.

The usual real estate cycle is something like this: A period of normal business activity suddenly begins to accelerate. Population increases rapidly in the cities, the hubs of business activity. A shortage of accommodations results. Rents begin to skyrocket. So do the costs of building. However, there appears to be plenty of money so building goes ahead at a great rate. Those paying rent begin to grow restless. We have a complete landlord's picnic, sometimes going so far as to necessitate emergency rent laws to relieve the harassed tenant. The tenant decides to buy. He does. He doesn't realize it but he has bought at exactly the wrong time. Not only rents but building costs are above normal. Because they have been rising steadily h thinks they'll continue to rise But he's paid the top price. Th house shortage has been made up The pendulum has swung too far The feverish building activity ha suddenly produced a surplus Rents and prices of homes star to fall. Business goes into a tail-spin and prices start to follow Building ceases and sales are few and hard to make. The buyer's paradise has arrived, but where are the buyers? They can almost make their own terms, set their own prices, but where are they? Some are lamenting their hard luck at having bought at the last peak and are vowing "never again." Others, lulled by the false security of reduced rents, are waiting, waiting for the next cycle to snap them into action—to repeat the mistakes of the previous group. What blind, gregarious animals we humans are! We haven't yet learned how to run out of step with the pack. For the past several years, home seekers have had the opportunity of a generation. During the past several years both the number and the average size of savings bank accounts have been increasing. Of course millions, through no fault of their own but because of circumstances far beyond their control, have been unable to take advantage of the opportunity. That excuses them. But the others with both the money and the opportunity and lacking nothing but courage, what will be their alibis when values will have returned to normal?

Rule 9 doesn't really belong in this decalogue that is concerned primarily with the financial elements of home ownership. Moreover, volumes could be written regarding it. Volumes have been written—on both sides and all around it. Buy or build in a congenial neighborhood—that's relatively simple. Buy or build in one that's on the up-grade rather than the down. The catch here is how to tell one from the other. Un-

[*Please turn to page 318*]

Is Your Home *in the* TERMITE DANGER ZONE?

IF SO—WATCH OUT FOR COSTLY DAMAGE

In 1934, termites caused more than $50,000,000 damage! Property owners throughout the shaded area shown above paid this bill. Termites eat wood. They work so silently, and so cleverly hidden inside of foundation timbers, that costly damage occurs before you even suspect their presence. If you live within the Termite Danger Zone your own home or business property may be infested by termites. Have it inspected by a trained Terminix Inspector. Wherever termites are a menace, there is a Terminix Company near at hand to protect your property.

Look Out for Swarmers

Have you ever noticed "flying ants" swarming around your property?

They are one of the tell-tale signs of certain termite infestation. The damage may be only beginning—or already it may be serious. A Terminix Inspector can find and show you the damage if it exists. A Terminix treatment will stop further damage and save many dollars in repair bills.

GUARANTEED PROTECTION

Scientific methods, high-pressure treating equipment, and Bruce-trained men are responsible for the effectiveness of Bonded Terminix Insulation.

Each Terminix contract is a guarantee for a full five years—backed by an individual surety bond. The Bruce Terminix guarantee is the strongest termite contract guarantee available. Under the Terminix Finance Plan you can protect now—and pay later. No cash down, and small monthly payments. F. H. A. terms.

Free Termite Inspection

Anywhere—by courtesy of the TERMINIX LICENSEES OF

E. L. BRUCE CO.

MEMPHIS, TENN.

FREE!

E. L. BRUCE CO.
Memphis, Tenn.

☐ Please send me free literature on how to control termites.

☐ I would like to have my property inspected for termites without cost or obligation.

_____

_____

A quicker, better way to STRAIN or MASH FOODS

FOLEY FOOD MILL
Vegetable and Fruit Strainer, Masher, Ricer, Sieve, and Colander ALL IN ONE!

For ease and speed in preparing meals, use a FOLEY FOOD MILL. Just turn the crank and the food is quickly forced through the perforated bottom. Easy to operate and clean. Made of steel, rust-proof, acid-proof. Approved by Good Housekeeping Institute.

CANNING IS MADE EASY

with a Foley Food Mill. It saves hours of work in making tomato juice, catsup, apple sauce, fruit butters, jams, jellies. Endorsed by doctors and hospitals for straining foods for babies and invalids.

Family Size (above) (1½ Qt.), $1.25
Junior Size (1 Qt.) with pan to match, $1.

Clip this ad. Order from your department or hardware store or direct from us, enclosing money-order, check or currency.

FREE Circular with recipes, on request.

FOLEY MFG. CO. 15 Main St. N. E. Minneapolis, Minn.

IF YOUR HOME is as Hot as a Jungle Hut*

IT'S TIME TO INSULATE

HOUSE Gimco ROCK WOOL INSULATION

Have you been losing sleep and counting sheep in "bake-oven" bedrooms? Have upstairs rooms been as stifling as a native hut in the steaming jungle? Those super-hot rooms will be the coldest in the house next winter.

A thick layer of Gimco Rock Wool—the light, downy, fireproof insulator—will keep out summer's heat and also keep out winter's cold. Your home can be made as cool and refreshing as the evening breeze—8 to 15 degrees cooler.

The cost—a trifle—and may be paid through the Gimco Finance Plan.

*Thousands of home owners have received free copies of the interesting and valuable book—"New Comfort for the Modern Home." Write for your copy today—learn more about "Cool Comfort."

AH 9

GENERAL INSULATING & MFG. CO., Alexandria, Ind.

WORLD'S LARGEST EXCLUSIVE MANUFACTURERS of ROCK WOOL PRODUCTS

Be sure the clothes you take away are marked with Cash's WOVEN NAMES

At school or traveling, clothes must be marked—and for generations CASH'S Woven Names have proved best for marking them. Easily attached with thread or Cash's NO-SO Cement. Order NOW from your dealer or us.

TRIAL OFFER: Send 10c for 1 dozen of your own first name and sample tube of NO-SO Cement.

CASH'S

185 Chestnut St. So. Norwalk, Conn., or 6223 So. Gramercy Place, Los Angeles, Cal., or 125 Gray St., Belleville, Ont.

CASH'S NAMES 3 doz $1.50 9 " 2.00 6 doz $2. 12 " 3. NO-SO Cement 25¢ a tube

3-in-One Oil acts like a fountain of youth on garden tools. Try it! Lubricates them, keeps off rust. Handy cans and bottles.

Blended from 3 oils for better protection

CLEANS - LUBRICATES PREVENTS RUST

Right from our own kitchen

Now that your jam cupboard is well stocked, here are a few suggestions for using jam other than the time-worn jam or jelly roll, jam tarts and the old standby—bread and jam. Make two layers of plain cake, put together with your favorite jam, and sprinkle the top with confectioner's sugar. Or mix jam with confectioner's sugar until of consistency to spread, and frost cupcakes with this. Dress the cupcakes up a bit by piping this frosting around the edge, using pastry bag and fancy tube, and putting a teaspoonful of jam in the center. A tablespoonful of tart jelly in the gravy from your roast will give a subtle deliciousness that will be remembered.

* * *

Chinese Cookery—a new book which contains 300 practical recipes for preparing Chinese dishes. Among the subjects covered are the famous Birds Nest Soup, Sharks Fins, Home-Made Noodles, and many other interesting dishes. In fact it covers the field of Chinese cookery in a way that any housewife can follow.

* * *

There is a new gadget on the market for peeling potatoes called the Devault potato peeler. It peels quickly, takes a very thin peel, and follows the contours of fruits and vegetables easily. The little lifter removes eyes and decayed spots neatly and quickly.

* * *

When you make your confectioner's frosting for cream puffs, mix the sugar with strong, cold coffee. When it is at the right consistency to spread thinly, add a teaspoonful of melted butter. This on top of cream puffs filled with sweetened whipped cream, is a dessert that will make a "hit."

* * *

When making biscuits, cut pimiento cheese into tiny dice and add to mixture. Cut out and bake as usual.—Elsa Mangold, Dietitian American Home Kitchen.

"Who says Judy can't make jelly!"

Here's how she made that grape jelly Jim brags about—eleven glasses in less than 15 minutes after her juice was prepared!

"NOW," said Judy to herself . . . "here's where I show that husband of mine that I *can* make jelly!"

She opened a little recipe book that came under the label of a bottle of Certo . . . and turned to the recipe for Ripe Grape Jelly. "Mary says *anyone* with a little intelligence, who follows this recipe exactly, is sure to have success!"

She placed the recipe book on the kitchen table where she could see it while she worked . . . "Well, here goes," she said.

First she brought out the bottle of Certo . . . then a bowl of grape juice, which she had prepared just as the recipe book told her . . . and last, a large saucepan.

Into the saucepan she carefully measured exactly 7½ cups of sugar. She added 4 cups of grape juice, also carefully

"MARY SAYS ANYONE WITH A LITTLE INTELLIGENCE IS BOUND TO SUCCEED"

measured . . . mixed them well with a long-handled wooden spoon, and placed the pan on the stove. Then, taking a final look at the recipe, and muttering "bring to boil over *hottest* fire," Judy turned the gas up high!

"Nothing much to this!" thought Judy . . . stirring the mixture gaily. "Let's see . . . the book says to add Certo as soon as it boils . . . well, it's beginning to boil!" She quickly added ½ bottle of CERTO, stirring all the while . . . "Certo, do your stuff . . . *Make Judy's jelly jell!*"

Then she quickly brought the mixture to a boil again . . . this time a full, rolling boil that she couldn't stir down . . . and boiled it hard for exactly ½ minute . . . *Presto*, Judy took it off the fire and put it on the kitchen table . . . where she skimmed it in the wink of an eye, and poured it into the waiting glasses.

"Well, seeing is believing!" exclaimed Judy. "The recipe *said* 11 glasses, and by golly there *are* 11 glasses . . . all from *4 cups of juice*. And just imagine, the whole

"11 GLASSES FROM ONLY 4 CUPS OF JUICE"

job finished in *less than 15 minutes* after my juice was ready!"

That night at dinner, Judy had her triumph. She watched Jim gingerly taste the jelly . . . then beam with delight! "Who says Judy can't make jelly?" he challenged the world! . . . "Well," said Judy modestly, "Judy and Certo!"

★ ★ ★

WHAT *is* this wonderful Certo, that makes jelly and jam making so *easy* . . . gives so much better texture and flavor . . . the real flavor of the fresh fruit itself?

Certo is just natural fruit pectin . . . the jellying substance in fruit. When you add Certo to your fruit and sugar mixture, you are just adding as much jellying substance as that particular fruit needs to make it jell. And with Certo, *any* fruit (even canned fruit juice) jells *perfectly* . . . Jellies made with Certo are firm yet tender, clear and sparkling . . . Jams are just right.

You can buy Certo at any grocer's. It is a product of General Foods. © 1935 G F Corp.

89 tested recipes under the label of every bottle.

"Our rooms look as Beautiful

as the photographs in the magazines."

There are scores of irresistible patterns among Imperial *Washable* Wallpapers. And all of them the creation of an exclusive guild of world-famous artists such as Walter Dorwin Teague, Harry C. Richardson, Grace Cornell. And these new papers are practical. They will *not* fade. Soil can be removed with plain soap and water. All genuine Imperial *Washable* Wallpapers carry the silver label shown below.

Act now to have their beauty in your home. Mail the coupon to Jean McLain. She's an expert decorator. She'll help you by sending samples and telling you where you can buy the genuine Imperial *Washable* Wallpapers.

IMPERIAL *Washable* WALLPAPERS

WRITE TODAY TO Jean McLain
Dept. A2
Imperial Paper and Color Corporation, Glens Falls, New York.

Give her this information for every room:

Name Room here _____ _____
Size (Large or small) _____ _____
Sunny or dark _____ _____
Period of Furniture _____ _____
Color Preferred _____ _____
Name _____
Street _____ City & State _____

Franchised Distributors and Dealers Everywhere

© 1935, I. P. & C. C.

Sane ideas for new home buyers

[*Continued from page 316*]

fortunately—or perhaps fortunately—neighborhoods don't go up or down fast enough to observe the movement with the naked eye. However, there are signs that the observant may read. Is the population increasing? Railroad figures on commutation and school registrations will help to tell the story. Are the homes and lawns well kept? Does there seem to be a general pride of ownership, a sense of neighborhood pride? Are the newer houses harmonious with the older ones? Are any less desirable adjoining neighborhoods encroaching? Are there any near-by nuisances? Or any undesirable land near by that, unzoned or unrestricted, may attract nuisances? Are there open spaces, parks, and play spaces to keep the neighborhood from overcrowding?

And last and far from least stands No. 10: always buy or build too little rather than too much home. Build to take care of your needs of the present and the near future. Don't plan too far ahead, for in the words of that shrewd Scotsman, Bobby Burns, "The best laid schemes o' mice an' men gang aft a-gley." While it's the part of wisdom to buy or build a home that will last a lifetime and more, it's also intelligent to bear in mind that you personally may not want to live in it all that time. Modern life is uncertain. We are frequently transferred to other cities, or doctors suggest a change of climate. A small house and a cheap house—provided it is good—sells more readily than a large one. We buy a home because it suits us, but we don't want to lose sight entirely of the fact that we may want to sell it some day. If you think you're going some day to come into an inheritance, wait till you have it before you proceed to live up to it. If your family is small now, don't build in advance for too many future blessed events. Any good architect can plan your home in advance so that new wings may be added as the need arises, and in the meantime you're not paying interest and taxes on space that's no more use to you than if it were your neighbor's. Overly large homes are tough propositions to get rid of or to rent. They cost more to heat, to furnish, to keep up. I've seen them sold for a fraction of their reproduction cost. I've seen them torn down to save taxes. If you're getting along now in a two- or three-room apartment, must you have eight rooms in the home you're going to build? Well, you can't have th at a cost at all comparable what you are paying for rent.

Of course you want more spa than you have in an apartme that's one of the reasons you wa to get out into a home of yo own. You want breathing spa both inside and outside yo home. But don't overdo it, tha all. Building a home for most us is a compromise between wh we'd like to have and what w can afford to have.

To those who are planning build "some day" and who are a financial position to do so nov there will probably never be more favorable time than nov Real estate prices along wit stocks and commodities, hit new low in 1932–1933 from whic they are just beginning to re cover. We stand now, unless th signs and omens deceive u greatly, on the most favorabl spot for the buyer in the whol cycle. Families that have beer living doubled up are, due to im proving conditions, beginning t unscramble. There has been littl or no building for four years; a housing shortage is in the mak ing. If general economic recovery proceeds during 1935 and 1936, 1937 will find us in a period of greatly increased activity and today's opportunity will be gone for at least a decade.

We have short memories. A few short years of a new prosperity and many of the lessons of the depression shall have been forgotten. Most of those who have stayed with me even unto the end of this brief and inadequate treatment of a fascinating subject will have forgotten my well-meant decalogue in as many weeks, or perhaps days. If, perchance, it shall keep even one eager young American couple from repeating the time-worn mistakes of the past, it will have served a useful purpose.

And I wonder, shall I be strong enough in 1937 to try to bring proud, pompous papa Jones to his senses when he comes to me to inquire about a certain home he's contemplating building in Mortgage Manor? Shall I then remember to warn him that he's a fool to consider spending half the sum he's prating about? Shall I tell him that he can't afford it, that it's out of his class, that he's sipping champagne cocktails when it's beer he should be drinking? Shall I argue with him when time and time alone will prove me right? The home for the Jones is not the home he's thinking of at all but a smaller and infinitely more livable and comfortable one. But shall I so "insult" him and watch him cross the street to my nearest competitor? I wonder.

God grant me strength, and papa Jones a modicum of intelligence!

End Needless Painting Expense!

Re-side With

TIMBERTEX

Asbestos-Cement Siding
Beautiful . . . Inexpensive
Time-Defying

IF YOUR HOUSE needs paint this Fall, investigate the comparative cost of beautifying your home permanently with Eternit Timbertex Asbestos-Cement Siding.

This amazing siding has all the charm of cypress in attractive wood colors. It is both rot-proof and fire-proof. It insulates as it beautifies and ends periodic paint bills.

Let us tell you more about this money-saving siding that transforms a paint-starved, weather-warped, or stucco-peeled frame building into one of lasting beauty. Our folders will tell you how to stop waste of money for paint, fuel and repair bills.

Mail the coupon for your free copies now.

WE ARE COOPERATING
BETTER HOUSING PROGRAM

Learn about the Ruberoid Easy-Payment Plan—Low Government Rates—No Down Payment—As long as 3 years to pay.

The RUBEROID Co.
ROOFING AND BUILDING PRODUCTS

FREE VALUABLE BOOKLETS

The RUBEROID Co., 500 Fifth Ave., N. Y. C.
Please send folders descriptive of Ruberoid-Eternit Asbestos-Cement Sidings and how to get modernizing money. A.H. 9-35

Asbestos-Cement Shingles	☐	Asbestos Pipe Coverings	☐
Asphalt Shingles and Roofings	☐	Roof Coatings and Plastic	☐
"Newtile" for bath and kitchen walls	☐	Safe-n-Dry Sheathing Paper	☐

Name _____
Address _____
City _____ *State* _____



THE LOOR
Creeps on
fely CLEAN?

OTHER:
When he begins to creep and play upon he floor—you want to KNOW your rugs nd carpets are all SAFELY clean. They nay look clean, but make sure with the

CADILLAC
MOTOR DRIVEN BRUSH
VACUUM CLEANER

Most thoroughly and completely cleans—gets all the germ-filled dust and dirt, hairs, bright particles and pins—things that scratch soft skin or might be put in baby mouths.

Safe and beneficial, too, for finest deep rugs, or cleans the closest-worn carpet—adjusts exactly. 3 models—2 with electric light, $49.50, $39.50, $29.50. Ask your dealer, or write to

CLEMENTS
MNFG. CO.
6630 South
Narragansett
CHICAGO

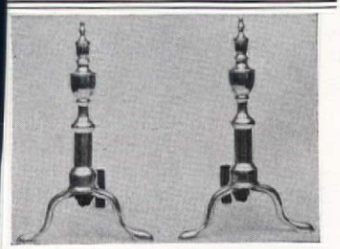

Cast Brass
COLONIAL ANDIRONS
Height 15¾"
$5.75

Four-piece fire set to match $7.75
WM. H. JACKSON
COMPANY
Established 1827
16 East 52nd Street New York City
"Everything for the Fireplace."

I'LL FIX THAT CHAIR GOOD AS NEW WITH PLASTIC WOOD

Figures in illustration made with Plastic Wood

Anybody can do a fine job of repairing quickly—**broken chair, holes in wood, loose casters, nicks, cracks, screw holes, loose drawer pulls,** etc.—with this canned wood that handles like soft putty and quickly hardens into wood. You can paint it, carve it—drive nails and screws into it. It's wonderful. Try it. Paint, hardware and department stores sell PLASTIC WOOD for 25¢ a tube, 35¢ a can.

Ingenuity and paint

[*Continued from page 281*]

except for the change in floor covering mentioned, was left untouched beyond the detail of replacing white lamp shades on white bases, with brilliant royal blue rhomboid shades lined with white and trimmed with tailored, emerald-green bows. The white drapes, white leather chairs, and green and white toile sofa had been taken into account when the blue and green color scheme in the dining room was planned. Likewise had the green and white chintz drapes and davenport cover in the black and white tile sunroom been considered. By the addition of a royal blue upholstered lounge chair, bound in green, unity between the sunroom and living room was established.

So it is, with delicate finesse, Mr. Grassby merely hints at a color scheme in the hallway and then keeps it in your mind in the living room and sunroom enough that you are prepared for the dining-room brilliancy.

One would hardly believe it possible to choose a new color scheme which would both reflect a personality and yet fit in with the color scheme in the rest of the house with only slight changes in adjoining rooms. The decoration shows real intelligence and rare ingenuity when you consider that the entire effect was accomplished principally with so simple a medium as paint.

New methods for a new age

[*Continued from page 302*]

and it is not easy, just try it and see—to speak always, and without ever an exception, in vivid pictures or images of what they *want,* and be ever on the watch for the unconscious negative images that so easily creep in!

When we are tired, it seems so much easier to say: "Don't make that noise!" than to stop and carefully word an image of a quiet peaceful child: "Outside we make a noise like that, but in the house we play quietly, still, like a little mouse!" But what a difference it makes in the state of our own nerves and that of the children. For the building of an image though it may take thought, does not take the nervous and emotional vitality that the everlasting repeated "don'ts" will. And it never arouses emotional resentment, particularly when used in the form of *"We* do this, *this* way," rather than:



For an Unknown Convert to Ancestor Worship

OUR forefathers made furniture using rock maple—the durable wood from the forests surrounding them. It has a warmth and beauty that makes it still admired and prized. Those old pieces are rare and expensive and very few people can afford to have them. There is, however, a growing response to the simple beauty of these old colonial pieces. They wear well. They are good to live with.

Whitney is reproducing many of them carefully—as can be done only by fine cabinet makers. The warmth of color and satin-like texture of the finish can be produced only by master workmen. The clear Whitney finish requires a most careful selection and the most painstaking preparation of the wood.

The room illustrated above, furnished completely with Whitney reproductions, may be seen on the floors of many Whitney dealers. (We will gladly give you the name of the store nearest you.)

Whether you are furnishing a cozy little cottage in the country or a smart city apartment, you will find the exact pieces to complete your picture in the extensive line of Whitney reproductions.

The designs and finish are "open stock" and you may add piece by piece as the budget suggests; and the prices are extremely moderate for these pieces which will be the HEIRLOOMS OF TOMORROW.

For instance, in the room above:

7123 Windsor Chair	$6.80
6129 Dresser Chest	68.00
6110 Mirror	16.90
6140 Bedside Cabinet	22.00
6134½ Bed (twin size)	35.00
6131 Chest of Drawers	68.00
6151 Portable Mirror	15.70
3681 Vermont Rocker, DX70	32.70
6128 Vanity	57.00
6130 Portable Mirror	26.00
4175 Vanity Bench, A-137	7.90

Prices slightly higher Denver and West.

W. F. Whitney Company, Inc.
South Ashburnham, Mass.

★WHITNEY★

WHAT ARE Wonder WALLS?

● "Wonder Walls" are walls of the wonderful new Marshtile... wonderful because you can now have the most modern treatment of bathroom and kitchen walls... modern beauty, modern, easy-to-wash cleanliness, and lustrous durability, all at a cost well within your pocketbook. Wonder-walls of Marshtile add value to your house.

● MARSHTILE comes in sheets, either tile-marked or plain to fit the current trend, in a range of lustrous colors. Marshtile is applied over old walls as easily as on new. It can be sawed, planed, and fitted with ordinary carpenter tools. Let us send you illustrated, descriptive folder and the name of your nearest dealer. Use the coupon or write today.

MARSH WALL TILE COMPANY
69 Marsh Place, Dover, Ohio
Exclusive Manufacturers

MARSHTILE

MARSH WALL TILE COMPANY
69 Marsh Place, Dover, Ohio
Please send free illustrated folder and name of nearest MARSHTILE dealer to

Name _____

Address _____ Street _____

Town _____ State _____

MARSH WALL TILE COMPANY

"*You* do this because mother tells you!"

It may at first seem like a longer method, for there will be—remember—the old negative patterns to replace—but actually it is a much shorter one, for it is lasting and can be depended upon. A child whose pattern of obedience: "When told to do something, *we do it!*" is well established, can be relied upon to obey, under all and any circumstances, instead of when he feels like it or knows that "you mean it." And a little child, brought up from birth by this method, can indeed be a joy to his parents!

It also will enable us to establish easily and pleasantly the habits of *thoughtfulness* upon which all courtesy must be built. Johnny, as he reaches his teens, may under the old method suddenly become very slow and quite resentful at the idea of giving up his chair when older people come into the room, holding his mother's coat, and taking the last of everything. But if all these little things are taken as parts of the general pattern of thoughtfulness and courtesy: "We do everything we can to make those about us happy and comfortable," he will take them as a matter of course, and feel rather pleased with himself for doing them well—like a military drill.

Children like to do things correctly, when they know what is expected of them. But how many of us really ever tell our children what we want of them and for them? Our ideal of a home for instance, neat and orderly, with coats hung up in the closet, porch well swept and overshoes in a row, everyone cheerful and helpful, ready to lend a hand—how often do we put this ideal into words? Instead, "Johnny, look at your coat there on the chair, and your new hat on the floor!" "Mary, when will you stop throwing your rubbers about like that?" and: "Daddy, I should think you'd know better than to bring in mud like that when you know I'm so tired!"

It may seem a small difference—just a slight reversal of the tongue—to keep expressing dreams instead of fears, but just for a week, try it—try to build in your own mind and in everything you say, the ideal of what you want, the picture of the perfect children and the perfect home, clothes hung up, rubbers side by side and all pointing the same way (always be definite as though someone else were going to paint the picture from your words), feet well wiped before coming into the house, a cheerful good-morning and doors gently closed; and notice the difference in yourself, in the children, and in the adjustment of the whole family to one another. Try it. It works!

BEFORE YOU BUILD OR REMODEL



LEARN ABOUT THE WESTERN PINES

INVESTIGATE before you invest! Find out which wood takes paint better, cuts more easily, keeps its shape, holds its rich lustrous sheen. Without charge, we will send a 16-page booklet on Western soft-textured pines — Ponderosa Pine, Idaho White Pine, Sugar Pine. Every home owner planning repair work — closets, stairways, cornices, mouldings, panelings, built-ins — needs this aid to wise spending. Western Pine Association, Yeon Building, Portland, Oregon.

WESTERN PINE ASSOCIATION
Yeon Building, Portland, Oregon
Please send me the free booklet on WESTERN PINES.

Name _____

Address _____

GOOD BYE Forever To HIGH Fuel Bills

If the size of last winter's fuel bill gave you a pain in the pocketbook . . . if you want to save some real money on fuel next winter . . . just put BALSAM-WOOL Blanket Insulation in your attic. Application is amazingly quick and inexpensive—*but it cuts fuel bills as much as 30%.*

BALSAM-WOOL is truly modern insulation — waterproof, windproof, verminproof and fire-resistant. It guards the health of your family—it keeps your home far cooler in summer, as well as warmer in winter. We guarantee results. Your lumber dealer sells it. Mail the coupon for complete information!

WOOD CONVERSION CO., Room 114
First National Bank Bldg., St. Paul, Minn.
I want to know why BALSAM-WOOL insulation *pays*. Please send me the complete facts.

Name _____

Address _____

City _____ State _____

BALSAM-WOOL

Before and after plant

[*Continued from page 285*]

nothing of his plans. So when want to place an order, espec for a foundation planting, al submit a rough sketch of ground with approximate m urements together with a st ment as to the soil and direction the planting must f The nursery will advise you.

Before buying any of broad-leaved evergreens such Azalea, Mountain-laurel, or R dodendron remember that t leaves are injured by direct s shine while frozen in winter that therefore they should placed on the north or west s of the house, on a slope facing those directions, or be shad from the winter sun during middle half of the day. Adjac trees will usually cast enou shade to insure safety. Also member that the soil must be a because these shrubs do n thrive in limy, neutral, alkali or "garden" soils.

To develop the most artist planting the lawn should cons tute the "canvas" of the pictu and be unbroken by beds, bushe or trees. The border plantin should form the framework; t house, embellished by foundatio plantings and vines, should co stitute the "picture." When the is area enough to allow othe features, shade, flowering, an fruiting trees may be included but on small properties lo growing plants as specimens, i borders or hedges, are more ap propriate.

For diminutive hedges Box Box-barberry, Lodense Privet Yew, and a few other dwar shrubs are best; for larger grounds Japanese Barberry and Regel Privet are particularly good when not sheared; Californ ia Privet, either sheared or not, for still larger places.

These pictures are presented rather to prove that "it's not a home until it's planted," no matter what the character of the planting may be, than to serve as examples of what to do or what to avoid. Really, the one thing to shun is starkness of both the ground and the "hard angles" between the ground and the walls and the corners between walls.

Any planting, however bad, is better than none; but appropriate plantings should always be the aim—trees that will never grow too large for their allotted spaces; foundation plantings or dwarf shrubs that will never shade the windows; vines that will not pry off the woodwork; evergreens that will tide one summer over to the next and help form the background for flowers.

Resolute
WORLD CRUISE

INDIA-CEYLON and 27 other countries visited on the 38,000-mile cruise that our long experience has made perfect. Sailing on the Eastward all-star, ideal-season route. From New York Jan. 11, '36. For 4½ months. Rates, including a full program of in-land excursions, $1750 up. First Class exclusively on the RESOLUTE, luxurious 20,000 ton cruiseship.



Send for illustrated booklet . . *Free* "The Voyage of Your Dreams"

Hamburg-American Line
North German Lloyd
57 Broadway, New York, N.Y.
Offices in Principal Cities. Or Your Local Travel Agent.

K-Veniences *for Modernizing your Closets*

the SHOE RACK

MODERNIZE your clothes closets with K-Veniences, ultra-modern fixtures that keep wearing apparel shapely and neat. K-Veniences make small closets roomy, prevent clothes from wrinkling. Inexpensive, easily installed. Sold by leading department and hardware stores.

FREE Complete information and pictures of entire K-Venience line, including Clothing Carriers, Shoe Racks, Extension Closet Rods, Hat Holders, Trousers Hangers, Tie Racks, Garment Brackets, other special fixtures.
KNAPE & VOGT MFG. CO., GRAND RAPIDS, MICHIGAN

YARN For Over 25 Years
ALL KINDS
for dresses, coats, suits, afghans, etc.
Lowest Prices. Over 400 Free Samples
PROMPT MAIL SERVICE
CLIVEDEN YARN CO.
112 N. 5th St. Phila., Pa.

Use the Lemon Tongs
to pick up and squeeze for lemon juice at the table
No more sticky fingers
No more juice squirting
No more wasted juice
Send 65c. for a polished metal table utensil—postpaid anywhere in U. S.—76c. in Canada.
To B. L. HILL, Box 111 R.F.D. No. 2 Barrington, Ill.

Colonial Pine Stain
Gives to new pine the color, texture and finish of real old pine with one application.
Send for circular.
COLONIAL STAIN COMPANY
157 Federal Street Boston, Mass.

Women! new way to MAKE MONEY

NEVER BEFORE such opportunity for Women! Cash in on the Knitting Craze! Read how **You can earn Big Income** in fascinating new business—the chance you've waited for! Send 25c. **Today** for your copy of RICHES IN YARNS . . . Receive $2 Free Offer! Write at once. NAOMI E. CLEAVES SCHOOL of KNITTING, Dept. N- 6513 Hollywood Blvd., Hollywood, Calif.

Shadow-box judging

[*Continued from page 271*]

is hard to realize the reason for the discomfort; but it amounts to the same thing as an unbalanced arrangement that has the effect of being about to fall over. A shadow that is of the right shape and consistency of depth or color may easily be used in a shadow-box competition to balance an arrangement and then it rightly becomes the complement of the composition; and an exhibit that shows real skill in this line would be favored where the contest is close. It will be noted in this scale that there is a qualification, "arrangement." This alludes to the actual arrangement of the floral material in the receptacle and together with the three preceding qualifications gives a total of forty-five points out of one hundred to what may be considered as Arrangement in a *flower show*. The five points for Condition are for flower show also but have nothing to do with the fact that it is an *arrangement* class. The points for Distinction and Originality are in excess of all this with the idea of raising the standard of the whole.

Artificial flowers, fruits, and vegetables are all right to use in certain arrangement classes provided there is some real plant material shown as it is understood that in a flower show any exhibit *without* real plant material will be disqualified. Good show schedules often specify what plant material is interdicted, giving the reason and they also say what accessories are to be used in a class and sometimes, how many. Another thing, the purpose or use of the arrangement class is or should be given, as an exhibit may be very good indeed for one purpose or some particular location, and exceedingly bad for or in another. Even if this qualification is not allowed for in the scale of points given to the judges, they would take it into consideration at the beginning of their judging if there is any mention of it in the specification.

Therefore, the important part of an exhibit in a *recessed* exhibiting space is the *composition of the whole space including the exhibit* and so the size of the entry in relation to the space is the principal thing. The empty spaces around the exhibit are all a part of this composition so the placing of the arrangement and accessories, if any, are of real moment. Should the exhibitor put an exhibit in any place except the exact center of the space allotted, she must be sure that the height, style and/or spread of the exhibit must be correct for the particular space

[*Please turn to page 328*]

A de luxe Dessert..easy!

EAGLE BRAND SURPRISE APPLE CAKE

2 tablespoons butter, melted
¼ teaspoon cinnamon
2 cups graham cracker crumbs
3 eggs, separated
1⅓ cups (1 can) Eagle Brand Sweetened Condensed Milk
2 tablespoons lemon juice
Grated rind of 1 lemon
2 cups canned or drained, sieved apple sauce

Add butter and cinnamon to graham cracker crumbs. Spread thick layer of crumbs on bottom of buttered spring mold or deep 10-inch layer cake pan. Beat egg yolks well, add Eagle Brand Sweetened Condensed Milk, lemon juice, rind and apple sauce. Fold in stiffly-beaten egg whites. Pour into mold. Cover with remaining cracker crumbs. Bake in moderate oven (350° F.) 50 minutes. Serve hot or cold.

● Tender and moist and delicately flavorous inside, and nice and crumb-y outside—here's a chef's creation. Yet a beginner could make it! ● But *remember*—Evaporated Milk won't—can't—succeed in this recipe. You must use *Sweetened Condensed Milk*. Just remember the name Eagle Brand.

FREE! New Cook Book of Wonders!
New! New! NEW! Just off the press! "Magic Recipes" is a thrilling new successor to "Amazing Short-cuts." Gives you brand-new recipes—unbelievably quick and easy—for pies, cookies, candies, frostings! Sure-fire custards! Easy-to-make refrigerator cakes! Quicker ways to delicious salad dressings, sauces, beverages, ice creams (freezer and automatic). Address: The Borden Sales Co., Inc. Dept. AH-95, 350 Madison Ave., New York, N. Y.

Name_____
Street_____
City_____ State_____
(Print name and address plainly)
This coupon may be pasted on a penny postcard.

Borden Quality

. . . makes **DULL SURFACES** *gleam again!*

New varnish needs no brush —easy as dusting to use!

Bring back the beauty and lustre to dull, worn floors, linoleum, woodwork and furniture with MOP-IT-ON . . . *the varnish that needs no brush!*

MOP-IT-ON is the easiest, quickest finishing method ever developed. Apply it with a cloth spreader or folded cloth. Average floor finished in 10 to 15 minutes. Dries quickly, resists dirt, soap, hot water, alcohol and hot greases. Easy to clean, wears for months.

Get MOP-IT-ON at your local paint, hardware or any W. T. Grant store. Costs no more than other finishes. *Send 25¢ with name and address for generous sample.*

The Thibaut & Walker Co.
46th Road, Long Island City, N. Y.

MOP-IT-ON
The Varnish that Needs No Brush

★

YEARS ONLY ADD TO THEIR BEAUTY

Armenian HYASTAN RUGS

A fine sense of economy directs you to HYASTAN Rugs. They are surprisingly moderate in price and they wear—a lifetime! They are hand woven by skilful artisans steeped in generations of traditions of perfect rug making.

And the beauty of HYASTAN Rugs is ageless. Their traditionally simple, geometric designs—repeated through the centuries—fit perfectly into modern schemes of home decoration . . . even the most ultra-modern. Beautiful new patterns—especially designed for American homes—are now available.

You'll be interested in our illustrated booklet showing handsome Caucasian and Turkestan Rugs in color. Write for booklet AH-9.

AMTORG TRADING CORPORATION

261 FIFTH AVENUE · *Rug Department* · NEW YORK, N. Y.

EATON'S

"FOREIGN MAIL"

IMPARTS SHEER CONTINENTAL CHIC

TO YOUR CORRESPONDENCE

EATON'S LETTER PAPERS
ARE AVAILABLE WHEREVER
FINE STATIONERY IS SOLD

EATON'S 1833 FINE LETTER PAPERS

SAVE ½ on RUGS

60 EARLY AMERICAN DESIGNS

Oriental *and* Modern patterns, *latest* Plain and Two-tone Effects, dainty Ovals.

Shown in Colors on Inside Back Cover of this Magazine.

FREE TO EVERY READER

JUST fill in and mail this handy coupon or a 1c postcard and we will mail to you (without obligation) the fascinating new 60-page Olson book on *Rugs and Home Decorating, "Beautiful New Rugs from Old,"* all in actual colors. Don't miss our Surprise Offer and sensationally low weaving charges. *Write today!*

Name_____

Address _____

Town_____ State_____

OLSON RUG CO. 2800 N. Crawford Ave. Chicago, Ill. Dept. W-2

Peonies that win prizes

[*Continued from page 280*]

Pirate, an enormous dark red single, had an almost black "base" such as occurs in some Darwin Tulips—most unique. Then for the first time were shown four "three way" hybrids, offspring of a macrophylla x officinalis cross being crossed onto the sinensis species. These were a red Single, a large cerise Jap, a small tight black-red double which if named might be called New Deal because it had attempted much and not yet finished the job, and a distinct full double bomb, white flushed cream and pink in unusual tones.

Coupled to the extreme brilliance of these hybrids, the fact that they bloom before the regular sinensis varieties makes them most welcome. The work of Prof. Saunders and others will be more and more appreciated in years to come when stocks become large and well distributed.

Five sinensis seedlings were honored, all medium or light pink Doubles, good, and chosen from many nice ones. But our need is for more new red and deep pink Doubles, and Japs and Singles in all colors.

Japs Especially Fine

The display of Japs was especially fine. Among the best of the old kinds were Isani Gidni, Fuyajo, Tokio, Aureolin, Sophia Houston (not well known) and Soski, Charm, dark red (Franklin) and Porpentine, new dark red by Mrs. B. W. Guffy, both showed high quality. Cherry Hill Nurseries had an enormous pink and yellow Jap under number 12-5.

Singles were well shown, though not in great variety, with reds predominating — Vera, Jimmie Franklin, Gopher Beauty, Presto, Black Prince, and Mr. Brand's new Man o' War, very large. Clairette was the best white, Helen the best pink.

Competition for the Gold Medal, 100 varieties, Doubles, one bloom of each, was very close between Mr. Little and Cherry Hill Nurseries. These two able and experienced exhibitors took major honors all through the show with blooms of fine quality.

June Day, really the outstanding variety at the show, Walter Faxon, Souvenir de Louis Bigot, Martha Bullock, Cornelia Shaylor, Auguste Dessert and Inspector Laverque, were among Mr. Little's best. At last also a perfect bloom of the much discussed Mrs. Edw. Harding. While a good semi-double, it is now surpassed by several new whites. Two new Gumm varieties not on the market were very good, Margaret Lough, a trim white Semi-double resembling Lady A. Duff, but of better form, and Dora Hart, a red Double looking like an improved Karl Rosenfield. Argentine was very good, and by some is rated a better white than Alice Harding.

Cherry Hill Nurseries showed fine blooms of Longfellow, Le Cygne, Coronation, A. P. Saunders, Cornelia Shaylor, Rose Shaylor, Edwin C. Shaw, Pride of Essex, President Wilson, Therese, Nimbus, and the old-timer, Duchesse de Nemours.

Some Came By Air

Silver medal for amateurs went to Mr. John Waldmann, Spring Valley, N. Y. His blooms were notable for their fine condition. Mrs. Gowen sent blooms by air

Onondaga, new red semi-double Peony, winner of The American Home Achievement Medal for best new Peony at the 1935 show in Boston. Originated and shown by Mr. H. Little

THUSHEK

Spinet Grand

TRADE MARK

OES not dominate even he smallest room, yet it ulfills your desire for an nstrument musically and ar- istically perfect. See it!

Send for Booklet

ATHUSHEK 14 EAST 39th ST. OFF 5th AV., N. Y.

The JENNY LIND Suite 633

EARLY AMERICAN and COLONIAL

Quality Reproductions

beauty of authentic design, sturdy con- uction and enduring finish the famous heeler recreations equal or surpass the orig- l craftsmanship. Our large catalog fully ustrating four-poster beds, chests, dressers, d vanities in mahogany, walnut, cherry and ple sent for 15 cents.

M. M. & A. J. WHEELER

therland Street Nashville, Tennessee

Don't burn Coal HEAT WITH HOME-MADE GAS

ONLY 1½c PER HOUR

AN amazing new way has been found to turn liquid fuel into instant heat. Now only a few pints of liquid will heat your home for hours except in sub-zero weather. This revolutionary invention has proved so satisfactory in several thousand homes that it will now be sent on 30-day TRIAL to responsible people. Learn, right in your home, how this new-type "radiant" heater burns 96% air. No piping. No installation. Hotter than city gas or electric heaters at one-tenth the cost. No soot or ashes. Portable... carry it anywhere. Test it 30 days, without obligation, get it FREE if you will help introduce to friends and neighbors. Positively no selling required. Rush your name and address at once for Free Offer.

THE AKRON LAMP CO.

779 High Street Akron, Ohio

AGENTS! Send for new plan. Everything furnished. Full-time or spare-time. Write quickly.

mail from St. Paul which, although a little travel sick, won prizes the first day and were perfect the second.

The most conspicuous red was Cherry Hill. Several large baskets of it massed in the general display of Cherry Hill Nurseries making a gorgeous blaze of color. Old Adolphe Rosseau which has the knack of so often tripping its younger opponents did so again, for three blooms red, white Longfellow, Felix Crousse, Grover Cleveland, and Philippe Rivoire were all well shown.

Avalanche for whites topped Mrs. Edw. Harding and Le Cygne, while Francis Willard won over La Lorraine from St. Paul on condition only, and also over Le Cygne. Mr. Little had six wonderful Le Cygne which were not fully developed until the second day of the show.

In light pinks Victory Chateau Thierry was especially fine, sharing honors with Lillian Gumm over Katherine Havemeyer and Edwin C. Shaw. Dark pinks presented two unusually fine entries, June Day, superb, and Mrs. R. A. Napier, an unusual deep cerise shading almost to white in the center. Claire Du Bois, Prof. Potin, and Souvenir de Louis Bigot also won places.

A fool-proof garden!

[*Continued from page 275*]

room, with a bird bath in the center, bordered on one side by lawn and the shrubbery that edges the plot, and on the other by a wide hardy border. Back of this border is the white fence that surrounds the drying ward, with Dorothy Perkins Roses upon it. The old garden had been here too, and everything was taken out of it and the ground dug deep. The Roses on the fence were left temporarily, to be removed in due season after they had bloomed. They had always been a nuisance when the Gardener worked in the bed, tearing at her hair and dress and requiring constant tying up. And they always developed mildew in spite of all the sulphur she could dust on them. Moreover the rosebugs got the best of the blooms. Next spring the later blooming white Clematis paniculata will take their place clambering on the fence.

Humus from the old leaf pile back of the garage and some prepared plant food were dug and raked well into the ground, with a little wood ashes for top dressing. Most of the old plants were thrown away. Some bulbs, a few good Iris and a few Delphiniums were kept, and these went in again in new places. Hardy Chry-

CRITICAL MOMENTS No 4

WHEN STEVE FELL OUT OF THE BOAT



"Steve* couldn't swim a stroke and his clothes quickly pulled him under. We never could have found him in that pitch darkness. But he had clung to his Eveready Flashlight, and its beam 15 feet under water showed us just where to dive."

**The name used is fictitious, but the authentic record is in our files.*

AT TIMES LIKE THIS...YOU'RE GLAD THEY'RE

FRESH

LOOK FOR THE "DATE-LINE"

When you buy Eveready Flashlight Batteries their "Date-Line" tells you they're FRESH. You know they have not been on the dealer's shelf long enough to "go dead." Only FRESH batteries give uniform, dependable service. National Carbon Company, Inc., New York, N. Y.

A LOW PRICE to Pay for the Indispensable help KitchenAid gives me

Our Investment in KitchenAid is the best one we ever made!

Not only does KitchenAid, The Complete Electrical Food Preparer, render you the *most competent and thorough* service in the hundred and one difficult tasks it takes over—to bring *priceless* benefits in time and labor saving, and in *better food* . . .

But with its unmatched service, KitchenAid also effects a FOOD ECONOMY which was never more important than now. You will be able to credit KitchenAid with savings on more home-prepared — as against store-bought — products, from soups to desserts. Watch it make more servings—mashed potatoes, for example, or cup cakes — from a given quantity of material.

You'll see KitchenAid PAY FOR ITSELF in these and other ways. It's an economic INVESTMENT in better living.

You *want* KitchenAid. You owe it to yourself to understand how *profitably* you can enjoy it . . . how easily you can now manage its purchase. Don't compromise. New Model "R" is priced much lower. Get the facts, by mail, without obligation.

KitchenAid REG. U.S. PAT. OFF.

ELECTRICAL FOOD PREPARER

THE KITCHENAID MFG. CO., DEPT. AH-9, TROY, OHIO.

Please send free service booklet, "How to Choose a Food Mixer," with information, prices on KitchenAid—no obligation.

Name.....

Street No......

City & State.....

The Modern Note in Home Decoration

Enjoy Your Favorite Flowers

...PERMANENTLY!

A Genuine CALART CREATION — California Art Flower Co. Providence, R. I.

Nature's wonderful creations, as only "CALART" can duplicate them—your own eyes cannot tell these beautiful flowers from real Dahlias and Larkspur! Most leading department stores and gift shops carry CALART Handmade Flowers; if your favorite shop is unable to supply you, write direct to us for the name of nearest CALART dealer.

Write for your copy of the free Booklet "How to Arrange Flowers in Your Home"

California Artificial Flower Company
16 Blount Street PROVIDENCE, R. I.

How to Build a FIREPLACE that will not Smoke

CIRCULATES HEAT

BUILD your new fireplace around a Heatilator and know before you build that it will not smoke. In addition, the Heatilator *circulates heat* to every corner of the room and to adjoining rooms—provides living comfort during cool spring and fall weather. The only heat required in mild climates and for summer homes and camps.

The Heatilator is a double-walled metal form around which the masonry is easily built. The saving in materials and labor and in fuel bills more than pays the slight extra cost. Does not limit fireplace design. Units are stocked in principal cities for quick delivery. Write for details. State if building new fireplace or rebuilding old—if for home or camp.

HEATILATOR COMPANY
826 E. Brighton Ave.
Syracuse, N. Y.

CIRCULATES HEAT TO ALL PARTS OF THE ROOM
Heatilator Fireplace

Before You BUY or BUILD—
A new service booklet sent free to our readers. Enclose 3-cent stamp for postage. The American Home, Garden City, N. Y.

with GLIDDEN FLORENAMEL

You can resurface your *worn* linoleum with a colorful finish for less than $1.95 per average floor. A special stippling sponge gives an attractive finish—a lasting job at a remarkably low cost. See your local Glidden dealer or write us. This is a true enamel—not just a floor paint. Flows on smoothly and evenly, leaving a tough, durable coating that withstands scrubbing and the constant scuffing of feet. Use also on furniture, woodwork and other interior surfaces.

THE GLIDDEN COMPANY • *Cleveland, O.*

GLIDDEN
EVERYWHERE ON EVERYTHING
PAINTS • VARNISHES • LACQUERS • ENAMELS

The Glidden Company, *Cleveland, O.* AH 9-35
Please send me information on resurfacing linoleum and booklet "How to Paint."

Name _____
Address _____
City _____ *State* _____
My Paint Dealer Is _____

santhemums, lovely shades of pink (Jean Treadway, Daybreak and October Girl), were put back by the fence, and massed in each back corner were Delphiniums (Belladonna and Hybrids), with Siberian Iris, Snow Queen in front of them. Tall blue Salvia pitcheri and tall Veronica subsessilis completed the picture. A large clump of Lemon-lily (Hemerocalis flava) went in each side of the little gate to the kitchen yard. Further to the front, according to height, went long spurred Columbines and the clear yellow Chrysantha, which blooms solidly for two months or more; blue Centaurea montana; Centaurea dealbata with its large rose-pink, thistle-like flowers; blue Phlox divaricata; Dicentra eximia, called plumy Bleeding-heart, a dwarf-growing hardy species, which blooms almost all season; Veronica teucrium; blue Polemonium reptans, white perennial Candytuft, and four varieties of Tulips planted in solid color groups of lavender (Rev. Ewbank), pale salmon-rose (Clara Butt), Inglescomb Yellow, and new black (La Tulipe Noir). The bed was edged with Primroses and Grape-hyacinths and an annual border of blue Lobelia planned for next spring after these die down. Near the Dicentra is a clump of Anchusa myosotidiflora. All the plantings were made in clumps, several of a kind in each clump. It was thought best to plant the Daphne around the bird bath in the spring so that it might get well established before winter weather, but everything else was put in in the fall, though Chrysanthemums if more are added will go in in early spring.

Early Spring Duties

Early in the spring, before everything is up, and as soon as she can safely, the Gardener cultivates around things (preferably after a rain) and tries to keep the weeds out of the beds, for it is so much easier if weeds are never given a chance to get a foothold! And the garden needs some care through the season of course. Tulip blossoms must be cut off after they fade and the leaves left to carry nourishment to the bulbs. Mats, like Candytuft, will have to be "shaved off" and all dead blooms kept cut. Plant food will be raked in. When the Gardener waters she confines her efforts to a good soaking of at least thirty minutes of fine spray to each section of the garden (not more than once a week) rather than the brief surface hosing which cracks the surface and causes the delicate roots just under the ground to turn upwards towards moisture, only to be withered by the glare of the next morning's sun.

"OUR LAWN IS LIK
THICK VELVET CARP

is the comment received from S. F. Redwood, Mor N. J., concerning his SCOTT'S CREEPING BENT lawn. It is an easy matter to grow a lawn like this with SCOTT'S CREEPING BENT. In less than six weeks' time you can enjoy a beautiful lawn—a perfect stand of grass—thick, healthy turf—free from weeds. P. P. Shop taff, Franklin, Pa., writes, "My Bent Lawn is a complete success. It is the only grass for those who enjoy an attractive lawn fr m year to year at the least expense in the long run." Plant SCOTT'S CREEPING BENT this fall. In less than six weeks' time you will have a lawn you will be proud of. Write for "Bent Lawns", a booklet packed with valuable lawn information. It will be sent you without charge.

FALL IS THE BEST TIME TO PLANT

O. M. SCOTT & SONS COMPA
3599 Main Street Marysville, O

GIANT TULI

25 choice, hardy Michigan-g bulbs—sure bloom, long Darwins. Our choice Michigan Mixture
100 bulbs only $3.25
20 finest Imported long-sten Holland-grown Darwin bulbs. Isbell's Rainbow Mixture
100 bulbs only $4.25
Orders sent postpaid. Write TODA

Bulb and Perennial Plant Book—FRE

ISBELL SEED COMPANY
922 Mechanic St. Jackson, Michi

CALLOWAY POTTERY

JARS—shapely and color have a fascinating inter Send 10c in stamps fo brochure of Bird Ba Sun Dials, Vases, Ben es, etc.

3214 Walnut Stree Philadelphia, Pa.

30 IRISES $1.25. One each o beautiful variet es, each one labeled, rainbow of colors. A beautiful vari from FRANCE included free. REAL bargain postpaid.

12 PEONIES $1.25. Beautiful double varieties, ea h different, Reds, Whites, Pinks. All labeled. Extra—beautiful French variety FREE with each order. We pay postage. Send today.

HOME GARDEN COMPANY Box A, LYSANDER, NEW YO

DELPHINIUM!
Perennial Larkspur
SPECIAL SALE 50 PLANTS For $1 POSTPAID

Bellamosum, *Dark Blue*
Belladonna, *Light Blue*
Tom Thumb, *Dwarf, Dark Blue*
Gold Medal Hybrids, *Lavender to Darkest Purple*

Strong, hardy plants with long, showy spikes of flowers that bloom until frost. Will soon flower. Your choice.

FREE SELECT 10% EXTRA ON ORDERS OF $2 OR MORE

Write for Free Bargain List

ARTHUR LEE Dept. H Bridgeport, Pa.

PULVEX FLEA POWDER

Actually KILLS FLEAS *instead of Merely Stupefying them*

Pulvex Flea Powder not only kills all the fleas and lice on your dog or cat but *its deadly killing action continues for days*, preventing reinfestation. Dusting twice a month insures your pet constant immunity from the torments and the tapeworm perils of fleas. Harmless, even if swallowed. Non-irritating. Odorless. Sold on money-back guarantee to "kill them off—keep them off" by pet shops, drug and department stores, in shaker top cans, 50c, or from William Cooper & Nephews, Inc., 1926 Clifton Ave., Chicago, Ill.

GIVEN ..WITH EVERY CAN OF PULVEX FLEA POWDER

Garden facts and fancies

Leonard Barron

ve: Sarracenea grow- in Mr. H. J. Van tenburg's garden at ca, N. Y. The plant laced in a bowl and k in the ground to keep roots wet. In the fall whole thing is lifted taken indoors. Right: ive Pitcher Plant with double vers found near Ithaca, N. Only once before recorded

SEEMS quite practical to out-maneuver the Gladiolus thrips by per storage of the corms. The in-ts can be killed before the corms put into storage but the practi- problem to the average gardener when the evidence of the thrip pears on the growing plants and at may be expected almost any me now. Thrips seem to be par-ularly disfiguring to the bright d flowers. They also attack and ipple the foliage.

A badly infested plant is simply ot worth the ground it occupies. o some extent the attacks can be medied and perhaps completely ontrolled by persistent and regular praying with a proper poison be-inning soon after the growths appear vell above the ground. A spray con-aining Paris green and brown sugar as been found quite effective at the New York Experiment Station and f given before the insects appear at ll they may be completely con-rolled; but if the evidence is there, give the spray at once and repeat weekly until the flowers develop.

The little thrips nestle in the bracts of the folded parts of the flower spike and are somewhat difficult to attack. Use one ounce Paris green and two pounds brown sugar in three gallons of water. Or, another effective remedy recommended by Dr. McLean, who has made Gladiolus his particular interest, is "A half pint of molasses and a teaspoonful of Paris green mixed thoroughly in a gallon of water, sprayed on the foliage." This formula was recommended in THE AMERICAN HOME for August, 1933.

Treatment of the corms in storage and at planting time with cyanide, naphthalene or kerosene, have all been effective. Apparently, the thrips cannot survive the winters of the North outdoors and if the corms are properly treated for storage there should be no trouble.

ABOVE is shown a unique Pitcher Plant, a "sport" of the sportiest sort found in a sphagnum bog near Ithaca, N. Y. Compare these blossoms, which are made up of numerous closely grouped petals, with the hard shell blossom of the regular form of Sarracenea purpurea.

As far as can be learned no report of this variation from type has ever been made before. Certainly, it is an interesting find, and all Pitcher Plants are interesting. No plant outside of the tropics seems to call forth so many expressions of surprise and interest as this carnivorous plant elicits. The pitcher-shaped leaves, when cut open, disclose the skeletons of numerous small insects whose bodies have been used to nourish this peculiar plant. That it does not live by meat alone, however, is proved by the fact that in bogs of great depth of rotted vegetation, the plants will be larger and sturdier than when growing in hummocks of sphagnum moss on top of a layer of marl.

If you bring a Pitcher Plant home from your bog-trotting excursion you can keep it alive and healthy with little trouble. Put it in an ordinary flower pot with sphagnum moss and some woods loam. Give it lots of water and place the pot in another receptacle also containing water. The plant will thrive with little more attention than supplying it with enough water, and can be put on the porch or buried in the wild-flower garden pot and all. It does not seem to get enough water if you remove it from the pot when putting it into the garden, but by leaving it in the pot the water will stay around the roots.

In the late summer, when you do not water your garden very often, it is advisable to take the plant into the house for the winter.

—H. J. VAN VALKENBURG

Bulb Buying Time Is Here

Reg. U. S. Pat. Off.

Plant This Year Without Fail

The New Ideal Darwin Tulips

Whatever else you don't do, make sure you have some of these truly wonderful new Darwins. They are superior in every way to the old Darwins. The Ideal Darwins are brighter, have happier, more cheerful colors. Longer stems. Bigger, longer-lasting blooms, that stay with you fully 10 days longer. They are fully described in the catalog. About 100 varieties are listed.

In order to introduce them quickly, we offer this special assortment of unnamed varieties—

50 bulbs for $3.75 100 bulbs for $7.

Price includes delivery

New Daffodils

Lovely things every one of them. Some few are startling in their difference. 36 illustrated in catalog in natural colors.

New Hyacinths

You'll find them a revelation. Almost they seem of another world so spiritually lovely are they.

REPUTATION

Wayside Gardens are nationally recognized as importers of the finest bulbs; distributing more top quality bulbs than any other firm in this country. We invite you to join a great group of satisfied experienced garden-lovers.

Wayside Gardens

12 Mentor Avenue, Mentor, Ohio

Owners: Elmer H. Schultz and J. J. Grullemans

AMERICA'S FINEST PLANTS AND BULBS

Rare and Unusual

BULBS

Plant now—they'll bloom this fall

THINK of planting bulbs as late as this and having a lovely display of flowers before frost—at a season when they are a real treat! But remember, autumn-blooming bulbs must be planted NOW. For immediate ordering we suggest the following hardy assortment:

CROCUS Sativus—Very showy. Large purple-lilac flowers feathered violet; orange anthers. Pleasingly fragrant. 12 for 60c; 100 for $4.

CROCUS Speciosus — Bright violet-blue with brilliant orange-red anthers and yellow throat. Well suited for growing in pans indoors. 12 for 50c; 100 for $3.

CROCUS Zonatus — Lovely combination of rosy lilac with yellow center and orange zone. Also suited for growing in pans indoors. 12 for 50c; 100 for $3.

COLCHICUM Autumnale (illustrated) — Very effective. Large, beautiful Crocus-like lavender flowers. Fine for growing in bed, rock garden or dish. 35c each; 12 for $4; 100 for $30.

Above prices postpaid. Order at once. For other rarities and all standard varieties, send for Dreer's new Autumn Catalog of Bulbs, Plants, Shrubs, and Seeds for Fall Planting. Just published. FREE.

HENRY A. DREER

20 Dreer Bldg. Philadelphia, Pa.

RENOVATE
YOUR LAWN THIS FALL
WITH **Henderson Lawn Grass**

THE Fall treatment of your lawn is the most important of the whole year. A good raking early in September followed by an application of Henderson Lawn Enricher and of Henderson Lawn Grass will give you an attractive Lawn all next summer.

The Henderson Lawn Grass is a blend of various grasses that will produce an attractive velvety lawn from early spring to late fall. For new lawns use one pound to each 200 sq. ft. For renovation use half the quantity. PRICES: (delivered) 1 lb. 60c; 3 lbs. $1.75; 5 lbs. $2.75; 10 lbs. $5.00; 20 lbs. $9.00; 100 lbs. $42.50.

There are other Henderson Mixtures for special locations.

Our leaflet "How to Make a Lawn" By Peter Henderson, enclosed in every package, or will be mailed on request.

PETER HENDERSON & CO.
35 Cortlandt Street
New York City

AQUILEGIA "CRIMSON STAR"
The sensational outstanding English novelty
Highest Award of Merit, English Horticultural Society.
The long spurs are a rich crimson, the center is white tinged carmine. The flowers measure 3 inches in diameter, and are borne on erect 2-foot stems. Strong vigorous grower, comes true from seed.
PER PKT. 25 cts. 1-16 oz. 95 cts.
Our summer catalog features many outstanding and unusual PLANTS, SEEDS & BULBS for fall planting and has a true handsome COLOR PLATE of this Columbine; it is free to readers of this magazine.
PUDOR'S INC., DELPHINIUM SPECIALISTS
Puya.lup Washington

Recipes, menus, and home entertainment by experts, accessories for your table and your house in every issue of THE AMERICAN HOME

40 TULIP BULBS Only $1.00

BULBS AVERAGE 4 INCHES AROUND
Satisfactory blooming guaranteed or money refunded. Priced elsewhere up to $2.00 and more—Giant Darwin, Breeder, and Cottage varieties, giving all colors . . . red, purple, yellow, pink, white and varitoned. Only by a very fortunate circumstance can we make this amazing offer. Get acquainted now with Kellogg's satisfaction-giving flowers.

EASY TO ORDER
Just pin a dollar bill to this ad, write name and address on the margin, mail to us and we'll send you the bulbs. Safe delivery guaranteed. Order now. Offer will not be repeated. (*Note: Add 10c for Postage West of Kansas.*)

R. M. KELLOGG CO.
Box 1335
Three Rivers, Mich.

20 German Iris only $1.00
Fine mixture, all colors, **2 AUTUMN KING, value 50c, FREE** if you order at once. Address above.

How large are large dahlias?

Morgan T. Riley

STEP this way, ladies and gentlemen, step this way. Here you see the most stupendous dahlias. All the largest. The mammoths, the leviathans of dahlias. Big, large, immense, colossal. These, ladies and gentlemen, are the twelve largest dahlias, the largest ever. Twelve; and every one of them over fourteen inches!

Focus your vision upon Murphy's Masterpiece, the very largest dahlia. Harold J. Gallimore of East Liverpool, Ohio, went before Maud E. Gill, Notary Public, Columbia County, Ohio, on September 28, 1934, and there and then Miss Gill measured the said Murphy's Masterpiece and swore Mr. Gallimore to the measurement, 17¼ inches. The largest dahlia ever. In 1933 this same extraordinary dahlia grew to 17 inches for Mr. M. H. Davidson, commercial grower of dahlias, of Wytheville, Virginia. It was the largest dahlia of the Rural Retreat Flower Show; the Mayor of Wytheville measured it. It can't be chance freak of size when two Murphy's Masterpiece in differing parts of the country in two years under differing conditions of weather are first and second largest dahlia blooms ever grown. Murphy's Masterpiece is a masterpiece, indeed.

Second biggest is Satan. From among all the blooms on approximately a thousand dahlia plants that Mr. A. H. Brown, a private gardener of Peekskill, N. Y., grew in 1933 one bloom stood out above them all, a bloom of Satan. It measured 16¾ inches.

Look here upon the dahlia that has won the prize for largest in show more times than any other dahlia; look upon Kaweah. Since it first burst upon the shows in 1931 there is definite record that it has won twelve times for largest. In 1932 it was "16½ inches, largest grown in California." The originator writes: "I grew Kaweah to 16½ inches in my garden in San Francisco, Calif., many times to that size; the first 16½-inch one I took to our leading florist, Podesta & Baldochi, and they measured it and exhibited it

Kaweah, originated by Alice Meussdarffer, grown to 16½ inches

TOP-SIZE TULIP BULBS DIRECT FROM GROWER

Grow **TULIPS** *of* **SURPASSING BEAUTY**

Plant Nelis Bulbs and your Tulips will be prize-winning beauties. That's because Nelis Bulbs are of top-size and exceptional virility. Domestic grown on our own farm, they are perfectly adapted to American conditions. They need not be pampered — almost any soil will do. They will bloom earlier and stay in flower longer. Over 200 varieties to select from, and every bulb guaranteed. This Fall is the time to do your planting — NOW is the time to do your ordering.

LET ME SEND MY PERSONAL COLLECTION

Some people favor my Tulip City Collection (50 bulbs for $2.00), others go in for the Dutch Rainbow Collection (50 bulbs — no two alike, for $2.50), but the real preference is for my Personal Collection — five outstanding, personally selected show tulips that will carry off the honors in your garden next Spring. Cultivated to top-size under special care, they are the finest bulbs to be had — a selection of extraordinary beauty. Guaranteed results. Send $5.50 for my Personal Collection (60 bulbs — 12 each of 5 varieties), or $3.00 for 30 bulbs (6 each of 5); supply is limited so please be prompt. HARRY NELIS.

Write
FOR FREE CATALOG OF OVER 200 VARIETIES

NELIS NURSERIES
Box 901 HOLLAND, MICHIGAN

TULIP HEADQUARTERS FOR THE NATION

BURPEE'S CROCUS 12 BULBS 10¢ *(VALUE 25¢)*
A wonderful introductory bargain to prove to you that Burpee's Bulbs are the best. 12 Crocus Bulbs (value 25c) for 10c. 125 Bulbs (value $2.60) for $1.00. Postpaid. Mixed colors. Guaranteed to bloom. Burpee's Fall Bulb Book FREE. All about best Bulbs for Fall planting.
W. Atlee Burpee Co., 766 Burpee Building, Philadelphia

DAHLIAS
One of the outstanding monthly features of the Gardeners' Chronicle is R. M. Crocker's Amateur Hour. This month his timely subject is Dahlias. The Chronicle, America's finest garden monthly, costs only 25¢ a copy or $2.00 per year—try it for six months for only $1.00.
GARDENERS' CHRONICLE
522-A Fifth Ave. New York City

A Salary in Your Cellar!
MONEY in MUSHROOMS
Grow Mushrooms in cellar, shed. Exclusive new process. Bigger, better, quicker crops. More money for you! We buy. Big demand. Write: BOOK Free
AMERICAN MUSHROOM IND.,
Dept. 354 Toronto, Ont.

FALL IS THE BEST TIME TO PLANT
Scott's Creeping Bent
"Fall is the best time to plant grass," say authorities on the subject. It means deeper and firmer roots—little competition with weeds—grass stools out and forms thick sod. But you also need pure grass, so be sure to plant SCOTT'S CREEPING BENT like R. M. Schrankel of Buffalo, N. Y., who writes, "My Creeping Bent Lawn is coming along beautifully. Am delighted with it." I. E. Martin, D.D.S., Hasbrouck Heights, N. J., writes, "Five weeks ago I planted my lawn with your Bent and it looks wonderful. Such a stand of grass is almost unbelievable." Sow SCOTT'S CREEPING BENT this fall just like thousands have done and have the prettiest lawn in town. Write for "Bent Lawns." This booklet is free.

free!
FALL IS THE BEST TIME TO PLANT
O. M. SCOTT & SONS CO.
3598 Main Street Marysville, Ohio

in their window; it attrac
much attention that the si
was blocked right to the c
do not remember the exact
about 1932."

Three tie for third l
Kaweah, Eagle Rock Fa
and Regal. Mr. T. L. B. M
of Milwaukee planted Eagle
Fantasy in 1933: "Grew
plants of Eagle Rock Fa
and *what* a dahlia! I had
blooms on one plant and
measured over 13 inches in c
eter, and the one we mea
yesterday, the finest bloom I
ever seen, perfect and 16½
16½ inches in diameter."

Regal made the third 16½
bloom. The place is San D
California, the time fall of
"I have never seen such a
som as was on my Regal; it m
ured 16½ inches across."
dahlia growers, take note: R
is "temperamental, doing we
some sections and responding
certain climatic conditions,
not giving universal satisfacti

Only one variety is in fo
place, one of the two pate
dahlias, the extraordinary da
from Eagle Rock, Califor
Margaret E. Broomall, that
the American Home Achie
ment Medal at Atlantic City
1930. Mr. W. L. W. Darnell,
East Moriches, Long Island, N.
deposes and says: "in the int
ducer's garden I found one blo
on a plant carrying eight flow
that measured 16 inches in dia
eter." This sworn statement, m
it seems in 1931, is on file w
the Patent Office, Washingt
D. C.

Fifth place finds two ti
What an exhibition that was
Englewood, New Jersey, Septe
ber 14 and 15, 1929, when M
A. P. Ramella had his 15½-in
Fort Monmouth that was over
inches in depth win first over tw
other Fort Monmouths, one
inches and the other 14½. That
competition that is red hot.

For the other 15½-inch bloo
we cross the border, to Vancou
ver, B. C., where in the fall o
1933 Mr. W. Elder exhibited win
ning blooms "15½ inches acros
and 7 inches deep," blooms o
Lady Moyra Ponsonby.

For sixth place again three tie
Mr. R. W. Webb of Scranton
Pa., grew and Simon Evans, a
notary, attested a 15-inch bloom
of Grandee, October 11, 1934.

Two catalogs give the informa
tion on the next two big boys.
A 1929 catalog tells us: "We ex
hibited one 15 inches across."
That was Siskiyou. Siskiyou,
however, can't win as largest to
day; it's too thin.

The other for sixth place is
Waldheim Sunshine, which an
other 1929 catalog pictures in
color—"the 15-inch flower as it
grows on the crown bud of a
plant."

L. STASSEN Junior
HILLEGOM HOLLAND
World's largest exporters of Holland Bulbs
ANNOUNCES
1935 CATALOG of GENUINE DUTCH
SPRING FLOWERING BULBS
Beautifully illustrated. Prize-winning Tulips, Daffodils, Hyacinths, and rare, interesting and new bulbs. Fresh packed from Holland—save money—buy direct from world's best-known growers.
SEND FOR YOUR FREE COPY TODAY
address, STASSEN Floral Gardens, Inc.
Box 22, ROSLYN HEIGHTS, N. Y.

PLANT NOW! Fascinating Autumn Flowering Crocus. Blooms this October—very unusual: 25, 75c; 100, $2.75. Postpaid. Madonna (Candidum) Lilies, large, firm bulbs 3, 60c; 12, $2.10; 25, $3.70. Postpaid.

FREE—32 page Catalog of
Pedigreed PEONIES
IRIS, PHLOX and other perennials.
This catalog is more than a catalog—will help you grow prize-winning flowers. Send for your copy or for Special Peony Offer, catalog included:
$2.00 VALUE
SPECIAL PEONY OFFER
ONE EACH OF FOUR CHOICE PEONIES: Avalanche, snow white; Judge Berry, light pink; Chas. McKellip, crimson red; Livingstone, lilac rose.—$3.00 value, ONLY $1.00 for POST PAID
THE PFEIFFER NURSERY
Box A-9, Winona, Minnesota.

VICKS Snowdrops
Lovely little Snowdrops, earliest spring flowers, bloom outdoors before the snow is gone, live for years. Plant this fall. 6 Bulbs (30c. value) postpaid for 10c.; 60 for $1. Send dime or dollar today!
6 BULBS 10¢
VICKS BULB BOOK Free
VICKS BULB BOOK FREE
Tulips, Hyacinths, Daffodils, e.c.—many special offers.
JAMES VICK 820 Vick Building Philadelphia, Pa.

RAREST
FLOWERING BULBS
Charming hardy kinds for the distinctive garden: Plume Hyacinth, Hoop-petticoat Daffodil, Sternbergia, Eremurus, Autumn-flowering Crocus, Butterfly Tulip, and others as unusual.
Interesting, unique catalog on request.
REX. D. PEARCE
Merchantville Dept. E New Jersey

LONG STEMMED PINK DARWIN TULIPS
15 BULBS for 50c
33 BULBS for $1.00
POSTPAID
Finest Quality, Named, Labeled
Send with your order the names and addresses of ten friends with flower gardens and we will include three extra bulbs FREE.
WRITE FOR BULB LIST ILLUSTRATED IN COLOR
GARDENVILLE BULB GROWERS
R. F. D. 6, BOX 516A, TACOMA, WASH.

PEONY ARISTOCRATS
for your yards and gardens. Only best of old and new varieties, at attractive prices. Our Catalog names best commercial cut-flower varieties, and gives valuable planting and growing instructions.
HARMEL PEONY COMPANY
Growers of Fine Peonies since 1911
Berlin Maryland

Learn to be a LANDSCAPE ARCHITECT
at home—by mail
Easy to learn; big fees for trained men and women, up to $100 a week. Healthful outdoor work. Write for free booklet of opportunities and details today. AMERICAN LANDSCAPE SCHOOL, 807 Plymouth Bldg., Des Moines, Ia.
BOOKLET FREE

Delphinium—SNOW QUEEN
Giant Double White
Perfect plant, pure white. Hardy anywhere. Two-year plants, $10.; one-year plants, $5.; seeds, $2. (many true to type.) Satisfaction fully guaranteed. Imperial colored hybrid, every color in mixture, inc. pink, white and yellow, $1. per pkt.; from ten best plants, $2. per pkt. Plant now. Plants—Baby seedlings, $5. per 100. Two-year plants, $4. per doz.; $7. per 25; $20. per 100, prepaid. Fine divisions, 75c each. Will replace or refund any above if not pleased.
Folder free; with 25 white or old rose seeds, 25c cash.
E. E. Healey, Exclusive Grower, Puyallup, Washington

Don't Tear Up Your Lawn!—
If your lawn or tennis court is being ruined with weeds, don't dig them out. Instead, dust it over with the new ADCO WEED-KILLER for LAWNS and watch the pests wither and die while the grass takes on fresh vigor. To test it, send $1.00 for a post-paid 3-lb. sample can, or better yet, $3.75 for 25 lbs. F.O.B. Special prices on large quantities. Particulars free.
ADCO WORKS, Carlisle, Pa.
Makers also of the famous ADCO, which converts farm and garden refuse into rich organic manure *without animals*. Send for "Artificial Manure and How to Make It."—FREE.

Every one knows the dahlia that takes seventh place. The last of these dozen largest is Jane Cowl. And every one is glad Jane Cowl can be included in this so select, so exclusively marvelous company. In Lansing, Mich., fall of 1928, Jane Cowl was the largest, measuring 14½ inches.

Greenhouses

[*Continued from page 263*]

to a crop of forced Tomatoes. This activity is begun in January while the house is still in the height of bloom. At the end of the month the Tomatoes are sown and placed on a shelf under the glass roof. At the same time one may begin to root Chrysanthemums, Geranium, Fuchsia, Heliotrope, and Lobelia cuttings from old plants reserved for the purpose. Lobelia can also be grown from seed sown at this time, also Pansies, Violas, Verbenas, Petunias, and annual Carnations. Towards the end of February another sowing of Tomatoes may be made for outdoor growing. In March one can sow all the half-hardy annuals such as Asters, Stocks, Snapdragons, Marigolds, and Zinnias, also Cabbage, Cauliflower, and Celery. Then the things started in January will need to be transplanted—the first five mentioned into medium sized pots, the others into flats. In April there is a general exodus from the greenhouse to the coldframes in order to harden the plants before planting in the garden, excepting of course the Tomatoes intended for forcing. These in May should be shifted into large containers filled to within three inches of the top with rich soil and subsequently filled with a top-dressing of rotted manure, for Tomatoes require heavy feeding. From this time on they must be trained up the greenhouse walls all side shoots being rubbed off after the first main stems have developed.

A few points must always be kept in mind. 1. Do not aim at a hothouse. The higher the temperature the greater the skill needed. 2. The air should be kept moist yet fresh. 3. Have preventives on hand against pests or disease. 4. Use some prepared plant food moderately. 5. Never try to hurry things along; instead give them an earlier start next season.

The type of house required and how it shall be heated will depend upon the owner's wishes and pocket. It may be connected with the heating apparatus of the home, or in temperate regions it may be even unheated, though this limits the range of its possibilities. One point may be regarded as certain—it is best to build it somewhat larger than one plans at the beginning.

Burpee's Daffodils
5 Bulbs for 10¢
A wonderful opportunity for you to get these splendid Daffodils at a fraction of their usual cost and enjoy their delightful early Spring flowers in your garden. This special offer is a careful selection of the best large and medium trumpet varieties in mixture. All are guaranteed Bulbs. All are sent postpaid.
5 Bulbs (*Value 30c*) for only 10c
50 Bulbs for $1; 100 Bulbs for $2
Guaranteed to Bloom
This is a special offer to prove to you that Burpee's Bulbs are the best that grow. All Bulbs guaranteed to bloom. Send your order today. Bulbs delivered at proper time for planting.
Special—All Colors Mixed
20 Giant Darwin Tulips for $1.00
12 Beautiful Hyacinths for $1.00
125 Early Crocus for $1.00
All Guaranteed Bulbs—Postpaid
Burpee's Fall Bulb Book FREE
Everything you want to know about the best Bulbs for Fall planting—Tulips, Daffodils, Hyacinths, Crocus, Grape Hyacinths, Scillas, Snowdrops, Chionodoxas, Lilies, Iris, etc. Also Bulbs for Winter flowering in the house. This valuable Book is sent free. Write for your copy today.
Burpee's Bulb Book 1935
W. ATLEE BURPEE CO.
765 Burpee Bldg. Philadelphia

PLANT
Zandbergen Bulbs
Direct from our Holland nurseries. Our guarantee of finest quality stock, true to name, stands back of every consignment. Write today for descriptive catalogue, "Greetings From Tulipdom."
ZANDBERGEN BROS., Inc.
"Tulipdom"
3 Mill River Road
Oyster Bay, Long Island, New York

2 STAR $1 ROSES
To prove that you get more, better & earlier blooms by Fall Planting of Star Roses—guaranteed to bloom, or money back—for $1. we send you 2-yr. Field-Grown plants—1 each of
★Ami Quinard H. T. Velvety crimson-maroon, with black lustre $1.00 ea.
★Federico Casas H. T. Gaily colored copper and orange, from Spain. $1 ea.
Get free catalog
Send $1 for Both of these Fragrant Everblooming roses, Postpaid. Ask for new catalog. "Fall Guide to Star Roses", showing finest new creations of Europe and America.
CONARD-PYLE CO, Robt. Pyle, Pres.
WEST GROVE 258 PENNA.
GUARANTEED TO BLOOM

The GRAVELY GARDEN TRACTOR & POWER MOWER
Three Machines in One. Ideal for the estate owner.
Gravely Motor Plow & Cult. Co.
BOX 105
DUNBAR, W. VA.
Cultivates your garden....
Cuts the tallest weeds....
Mows your lawn.
Write for facts.

5 CALIFORNIA PALMS
Grow Anywhere in United States 25c
California's only genuine native Palm Trees, world-famous Palm from which Palm Springs derives name, to decorate and beautify house or garden. Thrive anywhere in U. S.—inside in winter, or transplanted outdoors in summer. Easy to grow. Send only 25c (coin or stamps) for Special Packet of 5 hardy California Palm seeds. Simply sow one seed to a pot. Sprouts in 3 to 6 weeks and grows rapidly, forming beautiful ornamental fan-shaped leaves. Money refunded if not satisfied. Write for FREE Garden Catalog of rare California flower seeds, grown everywhere. Address California Garden Co., 4003 Third Ave., San Diego, Calif. If you have a friend who wishes a packet, send 50c for TWO packets.

• FINEST FRENCH LILACS •
Brand's Extra Fine Own Root Named French Lilacs—Ready for September 20th Shipment
... Very finest varieties, young plants, two-year tops and four-year roots. Run 3 to 4 ft.—4 to 5 ft. Wonderful root system—grown in bottomless spring wheat soil of upper Mississippi Valley. Most wonderful stock you ever saw. Write today for catalog—we'll gladly tell you more about these Lilacs...
Brand Peonies Again Awarded Top Honors... Brand Peonies originated at the Brand Peony Farms, were awarded the following prizes at the 1935 National Peony Show just held in Boston:
1st. Best 6 Blooms to a vase—with Brand's Martha Bulloch.
1st. Best 10 Blooms Red to a vase—with Brand's Longfellow.
2nd. Best 10 Blooms Red to a vase—with Brand's Longfellow.
1st. Best 10 Blooms Light Pink to a vase—with Brand's Victory Chateau Thierry.
1st. Best 3 Blooms White to a vase—with Brand's Frances Willard.
2nd. Best 3 Blooms Light Pink to a vase—with Brand's Victory Chateau Thierry.
BUY YOUR PEONIES FROM THE WORLD'S LEADING PEONY FARMS
Illustrated Catalog on request.
BRAND PEONY FARMS, Inc., 401 E. Division St., Faribault, Minn.

LEARN TO BE *Charming*



© M. W.

Margery Wilson

America's authority on Charm, Personal adviser to eminent women in all walks of life.

Charm lies inherent, but often dormant, in every living soul. It is rhythm that originates when the spark of beauty is struck, and ripples outward in everything one does and says and thinks. It is the unconscious faculty of stirring an emotion in others. It is the release of one's powers and the becoming of one's self.

A BOOKLET
"THE SMART POINT OF VIEW"
WITHOUT COST

How much Charm have you? Just what impression do you make? Grade yourself with Margery Wilson's "Charm-Test." This interesting self-analysis chart reveals your various personal qualities by which others judge you. The "Charm-Test," together with Miss Wilson's Booklet, "The Smart Point of View," will be sent to you without any cost or obligation. This offer is made to acquaint you with the thorough effectiveness of Margery Wilson's personalized training by correspondence.

A FINISHING SCHOOL AT HOME
PERSONALIZED TRAINING

In your own home, under the sympathetic guidance of this distinguished teacher, you learn the art of exquisite self-expression—how to walk, how to talk, how to acquire poise and presence, how to project your personality effectively—to enhance your appeal. Through her personalized training by correspondence, Margery Wilson makes tangible for you the elusive elements of Charm and gives you social ease, charming manners, finish, grace—the smart point of view.

To receive the Booklet and "Charm-Test" write to:

MARGERY WILSON
1145 FIFTH AVENUE 30J NEW YORK

INTERIOR DECORATION

FOUR MONTHS PRACTICAL TRAINING COURSE

Fall Term Starts October 2nd

Intensive training in the selection and harmonious arrangement of period and modern furniture, color schemes, draperies, wall treatments, etc. Faculty composed of leading New York decorators. Cultural or Profesional Courses. Also two-year course in Design. Day or Evening Sessions. Send for Catalog 12-R

HOME STUDY COURSE

Those who cannot come to New York may take the same subjects by the Home Study method. Students obtain personal assistance from our regular Faculty. No previous training necessary. Practical, simple, authoritative and intensely interesting course. Requires a few hours weekly in your spare time. Start at once. Send for Catalog 12-C

NEW YORK SCHOOL OF INTERIOR DECORATION
578 Madison Avenue · *Established 1916* · New York City

It's Easy to Use SAPOLIN *quality paints*

FOR STOVE PIPES, GAS STOVES, BOILERS

ENTHUSIASTIC home owners call Sapolin Stove Pipe Enamel "the enamel with a thousand uses"—it smoothly covers all kinds of metal surfaces such as pipes, stoves, coal scuttles, garden tools, grates, boilers, fences, etc.

Use this lustrous finish—it is heat-resisting and washable, and will not peel or chip.

TURN LOSS INTO GLOSS with Sapolin Stove Pipe Enamel. Ask your dealer for our helpful booklet, or write the Sapolin Company, 229 East 42nd Street, New York.

Ask your dealer for New Home Decorating Guide—FREE—or write Sapolin Company, 229 E. 42nd Street, New York.

SAPOLIN STOVE PIPE ENAMEL

Lastly, no one need go without a greenhouse because one is not at home all day. The amount of time it will demand will depend upon the season and the size of the house, but certainly the man who likes to give his spare time to the garden in summer may equally use it in his greenhouse in winter, for he will have the place equipped with electric light. Undeniably there is a little difficulty about ventilation and heating through the day, especially when the weather is stormy and variable, but usually there is perfect coöperation to be obtained from the family. The little greenhouse is an ideal hobby for the woman flower-lover.

Editor's Note: Across the tops of pages 262 and 263 are four photographs showing different planting arrangements in a "lean-to" greenhouse which measures only 5′ x 8′7½″, and is 8′ high where it joins the building.

The materials cost less than $150, exclusive of any heating arrangement.

The four plantings of the lean-to shown were designed by the Madison, Elizabeth, Maplewood and Morristown units of the Federated Garden Clubs of New Jersey, and exhibited at the International Flower Show in New York in the spring of 1935. The lean-tos are of Lord & Burnham Co., construction.

Shadow-box judging

[*Continued from page 321*]

given her. Many intrinsically fine arrangements are too short for the height of the recessed space but if the exhibitor would move the entry about, perhaps closer to one wall and nearer the rear, she will soon discover that the proximity of a corner-line of wall will draw up her arrangement and give it a flow of line she did not know was there. I feel that in exhibiting in these recesses the "movement" that there is inherent in a well-designed line is greatly emphasized and that perhaps the reason we should keep these "stunt" classes in our shows is that they afford a fine chance for tyros to experiment with just this thing. In inset spaces with a roof the exhibitor is automatically prevented from staging an arrangement that projects above the space assigned, but in those psuedo-niches made with hinged cardboard this very bad defect is often found.

The arrangement of fruit in the cardboard niche (page 270) shows the reverse fault in that the space is too great above the arrangement which is plainly planned for an oblong with the long dimension running horizontally. The arrangement itself was beautiful and fine in every way—color, balance, choice of container for contents—but the schedule specified the dimensions and the whole was too wide for the space. Part of this discrepancy was corrected by the exhibitor as she slanted her bowl so that in actuality one did get more upwards feeling than the photograph shows, but to make it perfect a tall arrangement of fruit placed slightly to one side and one third back would have been better.

In his pictures an artist may take all sorts of liberties with flower arrangements, but there are certain rules that have become fixed in flower shows without their having to be printed in the schedule. One of these is that plant material shall not touch the side or back walls of such a recess. The reason for this is that it is a flower show and the plant material should be all important.

Classes for miniature compositions or "Still Life in Miniature" are staged in some shows in recesses. These are "ducky" and great sport to compete in but the rules for miniature arrangements apply, and the floral material should be *naturally* small. Everything should be in proportion.

If you are working to produce a perfect composition, why not photograph it and find out if, when you see it in black and white, it will stand alone and not suddenly veer to one side directly the color is removed?

What *your* fireplace has needed! A firescreen that is as harmonious a part of the fireplace ensemble as the andirons. Flexscreen consists of flexibly woven metallic curtains that slide open or closed on a handsome supporting fixture easily attached to the fireplace. Drawn together, they effectively stop all sparks, yet provide full vision of the dancing flames. Drawn apart, they fold gracefully and compactly at either side. Wonderfully convenient. Always in place. Save space. Permanent as the masonry. Price, until now, made firescreens of this advanced type a luxury. If your fireplace fixture dealer does not carry Flexscreen, send for description.

BENNETT FIREPLACE CORP.
Dept. B-29, Norwich, N. Y.

FLEXSCREEN

THE COUNTRY LIFE PRESS, GARDEN CITY, NEW YORK

Write for FREE OLSON BOOK

60 pages of Rugs and Model Rooms in Full Color

-TELLS HOW TO GET

Beautiful NEW RUGS *from* OLD

No Other Low Priced Rugs have All these Advantages

60 Up-to-Date New Colors and Designs to choose from regardless of colors in your old materials: famous Orientals—latest solid and two-tone color creations and blends—Early American designs. ALL WOVEN REVERSIBLE.

These *finest* of Olson Rugs should not be confused with any other so-called remade rugs. They are entirely different. Never before have rugs with so much *Character*—so much *Deep-Textured Luxury*—so much *Distinction of Weave, Color* and *Design* been offered to American women at *Prices So Low.*

HERE is a real ADVENTURE IN THRIFT—a sensible plan that has won the enthusiastic approval of over *two million satisfied customers,* and editorial praise from foremost magazines.

Send Old Rugs, Carpets, Clothing

YOU, too, will find it a *thrilling* NEW EXPERIENCE to send away a bundle of your worn carpets, rugs, clothing and other woolens—and get back beautiful Olson Rugs that will win the admiration of your family and friends.

You Can't Get These Rugs in Stores

Here, direct from the Factory at *Half* the price you expected to pay, are rugged, modern, *seamless, reversible rugs* that can be used on BOTH SIDES—that will wear *twice as long*—are *doubly soft* underfoot (no pads are needed)—rugs *easy to clean,* that *cling smooth* to the floor—full-bodied rugs *richer in texture, character* and *beauty—exclusive designs* not found elsewhere—SIZES to fit any room, stairway, hall, no matter how large or small—*sizes you can't get in stores.*

IT'S ALL SO EASY. You just roll up your old materials, tie the bundle with rope (*no wrapping is necessary*) and—

'PHONE your local Railway Express Agency to call at your door, or if you live in the country have one of the boys take the bundle to the freight depot—and ship to us AT OUR EXPENSE. We do the rest.

By the *Olson Patented Process,* we separate and reclaim the valuable wools and other materials—then merge, steam, sterilize, picker, card, comb and treat to give fresh lustre and resiliency—bleach out the old colors, add new wool, re-spin, dye with fast colors and weave IN A WEEK into NEW rugs.

You Risk Nothing by a Trial. We guarantee to send you the richest looking rugs you ever had for so little money. If you are not delighted, you can send them back at our expense and we will pay you for your materials. *Our 61st Year.* **Beware of Agents:** We have no agents or canvassers — order direct by mail.

OLSON RUG CO.

Largest Weavers of Rugs dealing Direct with the Home

2500 TO 2900 N. CRAWFORD AVE., CHICAGO, ILL., Dept. W-2

CHICAGO NEW YORK SAN FRANCISCO

FREE TO EVERY READER

JUST fill in and mail this handy coupon or a 1c postcard and we will mail to you (without obligation) the fascinating new 60-page Olson book on *Rugs and Home Decorating,* all in actual colors. Don't miss our Big Surprise Offer and our sensationally low weaving charges. *Write today!*

● IF YOU PREFER, USE DUPLICATE COUPON ON PAGE 322 ●

Name .....

Address .....

Town ..... State .....

Mail to the OLSON RUG COMPANY

2800 N. Crawford Avenue, Chicago **Dept. W-2**

Copyright, 1935, Olson Rug Co.

I'm your best friend
I am your Lucky Strike
It's the Tobacco That Counts. There Are No Finer Tobaccos Than Those Used in Luckies.
Try me I'll never let you down
LUCKY STRIKE
"IT'S TOASTED"
CIGARETTES
LUCKY STRIKE
LUCKY STRIKE