

10¢

THE American Home

February 1933

PROPERTY OF THE
LIBRARY OF THE
NORTH CAROLINA COLLEGE
FOR WOMEN
JAN 18 1933



REMEMBER
ME
BLEST WITH THY
LOVE,
I'LL NE'ER REPINE,
WHATE'ER MY LOT
MAY BE;
THE SWEETEST JOY
ON EARTH IS MINE,
IF THOU
REMEMBER
ME.

How Many Do You Want?

10c
each

THE AMERICAN HOME HOSTESS BOOK

Emily Post and others on correct etiquette of home entertaining, silver etiquette, etc.

HOW TO MAKE SLIP COVERS & DRAPERIES

Famous interior decorators describe in detail how to make professional-looking covers and draperies. Profusely illustrated.

WHAT YOU OUGHT TO KNOW ABOUT HOUSE PLANTS

A valuable handbook of what to grow and how to grow house plants under difficult conditions.

10 SUMMER CAMP AND LOG CABIN PLANS

Comfortable, inexpensively built summer camps and log cabin plans, specifications, costs, etc.

14 SMALL GARAGE PLANS

Specially designed one- and two-car garages of every type, material, style, etc.

A New Service to American Home Readers

15 PLANTING PLANS FOR SMALL GARDENS

.....20c
Complete planting plans drawn to scale, with actual results and other valuable information. Beautifully illustrated.

WHAT YOU OUGHT TO KNOW ABOUT ROSES

.....20c
J. Horace MacFarland; J. H. Nicolas; Romaine B. Ware; C. E. F. Gersdorff and other famous Rose specialists.

MAKING LILY POOLS AND ROCK GARDENS

.....20c
Complete, detailed construction information with appropriate plantings for small pools and realistic rock gardens.

135 AMERICAN HOME RECIPES AND MENUS

.....25c
Recipes by Alice Foote McDougall; Louise Gibbons Gurnee; Emily Post and others. 44 pages, profusely illustrated.

58 HOUSE PLANS

.....60c
Houses of every type, style, and size designed by famous architects, costing \$10,000 and over to build. Complete floor plans, costs, etc. 72 pages.

28 HOUSE PLANS

.....40c
Houses costing under \$10,000 to build, with complete floor plans, costs, etc. Designed by some of America's best-known architects. 36 pages.

PERIOD FURNITURE COURSE

.....35c
Covers every important furniture period, with a story of their famous designers. Illustrated with drawings of rare museum originals, photographs of modern reproductions. 28 pages, all illustrated.

SEND YOUR ORDER, WITH REMITTANCE, TO

The American Home

GARDEN CITY, N. Y.

How to provide a RETIREMENT INCOME for yourself

THIS new Retirement Income Plan makes it possible for you to retire at any age you wish, 55, 60, or 65. You may provide for yourself a monthly income of \$100, \$200, \$300, or more.

Suppose you decide to retire on an income of \$200 a month when you are 60. Here is what you get:

1. An income of \$200 a month, beginning at age 60 and lasting the rest of your life. You are assured a return of \$20,000, and perhaps much more, depending upon how long you live. If you prefer, you may have a cash settlement of \$27,000 at age 60 instead of the monthly income.
2. Upon your death from any natural cause before age 60, your wife or any other beneficiary receives a cash payment of \$20,000. Or, if preferred, she will receive a monthly income for life.
3. Upon your death from accidental means before age 60, your beneficiary will receive a cash payment of \$40,000. Or, if preferred, she will receive a monthly income for life.
4. If serious illness or accident stops your earning power for a certain period before a stated age, you will thereafter receive a monthly income to live on during such disability, even if it lasts for life.

How much does it cost?

A Retirement Income may be paid for in comparatively small monthly installments. The exact amount depends on (1) Your present age (2) The age at which you wish to retire (3) The amount of monthly income you will want.



Say good-by to money worries forever

One of the great advantages of this Plan is that it goes into operation the minute you pay your first small installment. Even though you should become totally disabled, you would not need to worry. Your installments would be paid by us out of a special reserve fund.

Get this Free Book

The Phoenix Mutual Company is one of the oldest, most conservative institutions in this country. It was founded in 1851, and has been helping men and women to end money wor-

ries for over three-quarters of a century.

An interesting 24-page book called "The Phoenix Mutual Retirement Income Plan," explains how this Plan works. Send for your copy today. There is no cost. There is no obligation.



PHOENIX MUTUAL LIFE INSURANCE CO.
770 Elm St., Hartford, Conn.

Send me by mail, without obligation,
your new book describing,

The Phoenix Mutual Retirement Income Plan

Name _____

Date of Birth _____

Business _____

Address _____

Home _____

Address _____



**PHOENIX MUTUAL
LIFE INSURANCE COMPANY**

Home Office: Hartford, Conn.

Established in 1851

Copyright 1933,
P. M. L. I. Co.

ON THE HEARTH OF THE AMERICAN HOME



The home of Mrs. George W. Wood
Skaneateles, New York



The home of Mr. and Mrs. Robert W. Thump
Whitemarsh, Pennsylvania

Contents

National Edition

FEBRUARY, 1933

Vol. IX, No. 3

Cover—Color Photograph by Tri-Tex Studios		
A Package of Seeds		90
"Boxley"—A Little Cottage	Louise Chambers Corkran	91
Take It from a Towel!	Adele Wyman	94
An Early Start With Annuals	Romaine B. Ware	96
What Size Trees?	Arthur Hawthorne Carbart	98
The Editor Goes to Boston		100
—and Visits Some of Our Readers' Homes		101
The Home of Mr. and Mrs. Frank J. Linehan, Jr.		102
The Home of Mr. and Mrs. John M. Sweeney		103
The Home of Mr. and Mrs. Randall Weeks		104
Why Pay More?	Lurette Guild	105
A Girl in Her Teens Wants a Room of Her Own	Ellen D. Wagner	106
Prize Muffins and Hot Breads		108
Cupboard Stocked and Ready for Anything!	Clementine Paddleford	110
—Illustrating Our January Decorating Lesson		112
Child Training 2000 Years New	Eleanor H. P. Hapgood	113
Brighten the Corner Where You Are		114
Success With Your First Garden	Helen Van Pelt Wilson	115
Roofing the American Home	Llewellyn Price	117
Let's Get Some Good Grapes This Year	Leonard Barron	119
How to Select Seeds for Good Vegetables	Adolph Krubm	120
Don't Let Your House Run Down	Roger B. Whitman	121
New and Handy Things for American Homemakers		125
Garden Facts and Fancies	Leonard Barron	126
Ideas for Clever Fingers	Osma Palmer Couch	129
Here Are the Prize Winners!		130
Springtime in the Garden		131
Dollar Ideas		132



The home of Mrs. Mary E. Rock
Santa Barbara, California



The home of Mrs. David R. Schmied
New Haven, Connecticut

Thanks, everybody!

For the nice Christmas cards, the sincere letters and all the other friendly evidences of good will and interest—we thank you! We shall do our utmost to repay your confidence and good will by giving you all the inspiration and practical help that we can this coming year. Home making is the most important job on earth to us, as it is to you, and we sincerely hope that at the end of this new year we can look back on a job well done, a home that more nearly approaches our ideals, hopes, and aspirations.

The cover: Valentine from the
Weyhe Gallery collection; back-
ground paper courtesy, Norcross

Yean Austin
Leonard Barron

THE EDITORS.



The home of Mr. and Mrs. Wesley R. Blackmore
Columbia, Missouri

Stop scrubbing toilets with your hands!

INSTEAD of disagreeable rubbing and scrubbing, use Sani-Flush. Ugly stains give way to a gleaming shine. Odors and germs go. Even the trap, which you can't reach when you scrub, becomes safe and sanitary!

There's no work or worry to Sani-Flush. Simply sprinkle a bit in the bowl (follow directions on the can)—flush—and the toilet is clean, but you haven't used your hands! Sani-Flush makes short work of spots, smells, and germs. It never injures plumbing. A cleaner toilet with lots less work.

At grocery, drug, and hardware stores, 25c. (Another use for Sani-Flush—cleaning automobile radiators. See directions on can.)

Sani-Flush

CLEANS CLOSET BOWLS WITHOUT SCOURING



You Need It—You'll Enjoy It!

—and
RUNNING WATER
Costs So Little
NOW!



FROM laundry to bathroom, running water carries its comforts throughout your household, making your days happier and more healthful.

So important is running water that once you have it an interruption in its service is little short of a calamity. Reliability comes first in choosing a water system—and thousands of users know that Myers Water Systems are absolutely dependable.


There is a Myers unit to meet your needs perfectly. For deep or shallow wells, for powering by hand, windmill, gasoline engine or electricity. Capacities 150 to 10,000 gallons per hour. Electric systems completely automatic. Prices now greatly reduced. See your Myers dealer—he will recommend the equipment you need. Write us for free booklet.

THE F. E. MYERS & BRO. CO.
100 Fourth Street Ashland, Ohio
Pumps, Water Systems, Hay Tools, Door Hangers

MYERS
Self-Oiling
Water Systems

NOW \$65.00 AND UP

"Pump Builders Since 1870"



Take Off Your Hat To The MYERS
PUMPS - WATER SYSTEMS - HAY TOOLS - DOOR HANGERS



Now—
A Fireplace

that Circulates the Heat to all Parts of the Room


BILLOWS of warm air are circulated to every corner of the room. No chilled backs and parched faces . . . no cold drafts on the floor.

This extra comfort is made possible by the Heatilator—a double walled metal form around which any style of fireplace is easily built. The Heatilator takes cold air from within the room or outside, passes it around the fire, and sends it out warm and healthful, to circulate over the entire room. Saves furnace operation during cool Spring and Fall weather. Only heat needed in mild climates. Ideal also for summer cottages, cabins, and camps.

Guaranteed Smokeless!

A perfect fireplace is guaranteed; there can be no disappointments, no smoking, with the Heatilator. The small additional investment is offset by savings in labor, materials, and fuel. Before you build or remodel, learn about this modern way of constructing a fireplace. Mail the coupon today for full information. The Heatilator Co., Syracuse, N. Y.

Heatilator Fireplace



The Heatilator, shown here, comes complete—ready to install. Any style of fireplace can be built around it.

Pat. Pending

Extra Warm Air Cold Air Intake

Heatilator Company, 732 E. Brighton Ave., Syracuse, N. Y.

Send me free Heatilator Fireplace folder. (State if for home or camp—new or old fireplace).

Name.....


Address.....

FAMOUS REPRODUCTIONS
TRADE MARK
of Old New England Furniture

If your Colonial and Early American reproductions are marked with the above trade-mark you may know that there are none finer obtainable anywhere. They cost no more, often less, than imitative furniture of less merit. You are entitled to the genuine.



This craftsmen's mark and the name, Famous Reproductions, identify the genuine. Demand it always.



Write for illustrations of the pieces you are interested in. SENT FREE ON REQUEST.

CONANT-BALL COMPANY

84 Sudbury Street

Boston, Mass.

SUNSHINE CLOTHES DRIER
Gently turns in the breeze—drying wash evenly and spotlessly clean. Folds like an umbrella to store away. 125 ft. finest line. Turns in only 15 ft. of space. Does away with unsightly clothes poles. Illustrated folder A-115 FREE.
CLAY EQUIPMENT CORPORATION Cedar Falls Iowa

260 Home Plans \$3.50 Postpaid
700 photos and floor plans of intensely interesting American and English colonial homes, cottages and bungalows costing from \$1000 to \$30,000. Size of rooms and building, approximate cost to build and cost for plans and specifications. You cannot afford to build or remodel until you have seen these books.
FREDERICK H. GOWING, Architect
101-A Tremont Street Boston, Mass.

KEEP LAMP & RADIO WIRES OFF FLOOR
NEW EASY WAY
A neat job instantly. No damage to woodwork. No tools needed. Set of eight colored clips to match your cords. 10c.
JUSTRITE PUSH-CLIP
Fits Back of Moulding
If your 10c store or hardware dealer cannot supply you, mail stamps to us. JUSTRITE MFG. CO., 2072 Southport Ave., Chicago, Ill.



"Boxley's" garden is small, but careful planning creates an illusion of space

A Package of Seeds

I paid a dime for a package of seeds
And the clerk tossed them out with a flip,
"We've got 'em assorted for every man's needs,"
He said with a smile on his lip.
"Pansies and poppies and asters and peas!
Ten cents a package! And pick as you please!"

Now seeds are just dimes to the man in the store,
And the dimes are the things that he needs;
And I've been to buy them in seasons before
But have thought of them merely as seeds;
But it flashed through my mind as I took them this time,
"You have purchased a miracle here for a dime."

"You've a dime's worth of power which no man can create,
You've a dime's worth of life in your hand!
You've a dime's worth of mystery, destiny, fate,
Which the wisest cannot understand.
In this bright little package, now isn't it odd?
You've a dime's worth of something known only to God."

Reprinted by courtesy of Brown & Bigelow

Edgar A. Guest

"Boxley"—a little cottage

WHEN our house was built in 1922 it rather worried some of the neighbors, for report said it was to be only a one-story affair. Worse than that, it was to have a garage beneath it, the first in the vicinity. That was considered likely to be not only highly unpleasant but perhaps against the law as well, one friendly critic ventured to point out. As it neared completion you could feel a lessening of tension for, though truly of but one story originally, it by no means gave the impression that had been feared. It was a cottage because it preferred to be so; a cottage with refinements, yet with a stern avoidance of pretentiousness and tricks.

And then, because we did not cut down every living thing around it of less than eighteen inches in diameter, it was decided by the discerning ones that our house had possibilities after all.

These possibilities had all along been apparent to us. The land, considered by many as being too rough for building purposes, fell away in the most varied fashion toward a brook; and the soil, in quality and moisture content just as varied, gave later a three weeks' difference in blooming period for like plants. It proudly supported twin elms and twin sycamores of noble size, and thickets of elderberry, dogwood, sassafras, and gum, while rushes, May-apple, pinxter flowers, Jack-in-the-pulpit, and bellwort kept company with others of their choice fraternity.

In the midst of this we placed our T-shaped house, long and low, with casement windows. The walls were of shingles dipped when frosty in yellow



Photographs by Richard Averill Smith

"Boxley" is a cottage because it preferred to be so; a cottage with refinements, yet with a stern avoidance of pretentiousness and tricks

LOUISE CHAMBERS CORKRAN

paint, so that they never looked new, and the shutters had yellow panels with gray stiles, the cut-out motif being the Korean symbol of the cosmos.

The living room and dining room had rough finished patent plaster walls, that had required many cold damp hours of supervision to insure their being done with the proper restraint and softness of texture. These were later painted an antique buff, various colors being added in daubs and obscured to almost the vanishing point. The woodwork was made a very light putty tone, also antiqued. For the dining room, which had a northeast exposure, these colors were warmed up slightly.

The furnishings of the house were planned and bought long before we moved into it. One maternal ancestor on seeing the collection of objects and furniture we were happily picturing in

place, earnestly entreated us to buy a new suite of matched furniture for the dining room at least. This, being rather reverent of ancestors' opinions, we did. The Queen Anne reproduction suite—even to the china closet and phalanx of chairs—became ours. Our high resolves faded, however, upon living with it, and their several magnificences became the property of a prosperous carpenter who was marrying off his daughter. This committed us to a delightful orgy of replacement. Neither our walnut hunting sideboard, corner cupboard, and serving table, nor the painted Sheraton chairs, and cherry two-piece drop-leaf table obtained during the orgy

had any common past. They met for the first time at "Boxley," but they found themselves agreeable room-mates. The room needing more pattern, I ventured to decorate the old chairs; using as a central motif a bit of design sketched from a Cellini chalice at the Metropolitan Museum and treasured for months on end, awaiting this undreamed of use. The draw curtains are a block printed landscape linen in copper color on a cream ground, and edged with copper and blue. A blue and tan small figured rug of Oriental type was used on the floor. The pewter coffee urn, and the Britannic teapot and cream pitcher on the sideboard had the soft sheen that belonged to the simplicity of the room. The ruby parrot of a little panel hanging at the casement window was the gift of one of the world's best stained glass designers.

The living room also has known two regimes. It was first a purple room, so called, although actually, the only red-



The long, low living room is quietly dominated by a painting of an old lighthouse. The stone of the chimney is from the structure of this guardian of two centuries, now fallen into the sea; the hearthstone, a step from the lighthouse entrance. It is reminiscent of many pleasant childhood memories

violet in it was the wool fringe on the green, brown, plum, and tan block printed linen draw curtains, plus one purple velour cushion, a pair of Chinese sleeve bands in orchid, and a hint of plum in the sand-colored tapestry of the sofa. The other tones were those of the antiqued buff walls, creamy glass curtains of cotton voile, sand-colored rug, and a turquoise blue vase for a high note. The important furniture consisted of several pieces of mahogany or rosewood, that I wish I might say I inherited, but had, on the contrary, only recovered from colored people whose forbears had belonged to my ancestors. Derided by my family at the time of my forays in search of it, I now find in their comment a not thoroughly concealed chagrin. Other pieces were acquired on byroads not so ancestral, some even in department store aisles; nevertheless, one pair of side chairs is upholstered in Jacobean embroidery nearly three hundred years old, the softly brilliant blue-green wool motifs being appliquéd to a new and firm background. In its second era, after the room had been enlarged by taking out a partition and thus made thirty feet long, its new draw curtains were of glazed chintz, patterned in generous bouquets of roses and smaller flowers in russet, pink, green, and amethyst, on a peach background. These curtains were bound with amethyst chintz, the same being used for the tie-backs. This color is echoed in a chair upholstered in amethyst in a jaspe


weave Radnor cloth. The long low room is quietly dominated by a shimmering of an old lighthouse atop the shimmering sand dunes of Cape Henlopen.

Of the bedrooms, the first has white paper with a green diamond pattern, cream woodwork, and glazed chintz curtains in mauve, green, and soft yellow. The pattern of the chintz was taken from an old English bed quilt, plus some apple blossoms, so a Sunday night guest told me. She knew, for she herself had de-

signed it while sitting under the apple boughs. These curtains have an apple green ruffled edge; the rug is of mauve chenille. A tight looking little Empire chair in a green diaper patterned chintz sits near. The twin French beds, which I designed after a full size antique bed, have green armure covers. Of the three other master bedrooms, one has a wide window looking toward the southwest, having folding sash that can be pushed aside completely, giving opportunity for



This simple, charming bedroom has a paper of a pink diamond pattern enclosing a shell; blue woodwork; draw curtains of a blue honeycomb patterned sateen dress lining with a small pink flower pattern; and an inherited pink and white Democrat Rose quilt on its maple bed



a sunbath. This room has paper of a pink diamond pattern enclosing a shell—an old and tried design—blue woodwork, and draw curtains of a blue honeycomb patterned sateen dress lining with a small pink flower.

The architectural offices of my husband in the garden wing are paved with brick and flagstone, waxed. The walls are of rough plaster, the woodwork of pine, both in natural finish. These, with the curtains of small figured yellow

calico, bordered with turkey red, make a good background for his furniture of pine, maple, and apple wood, and his plans, maps, and sextants. The windows of the office overlook the two gardens. The vegetable garden is terraced up to the waste paper burner, which is modeled in stone after a Chinese sacrificial urn. The terraces, edged with phlox subulata, are productive of corn and peas, parsley, chives, and other vegetables in variety.

The flower garden is small, and has

been completely shut away from the outside by hedges on top of the retaining walls at the rear, and by a rose-covered fence. Its varied topography has lent itself to the creation of secondary points of interest. Through this, and with a careful observance of scale, the eye is drawn to the extreme limits of the garden, creating an illusion of space. The central feature is an irregularly shaped pool that takes advantage of the natural depression in the center where once the rushes grew; willows have been planted to dissipate some of the excess moisture and are growing like magic. There is much boxwood (*buxus suffruticosa*) about, but it is left to grow informally. Some of the box came from neglected old Dutch gardens; some of the border plants have been rooted right here.

Furthermore, we have tried to tie this garden to our beginnings: we have brought a millstone for the water jet in the center of the pool from the family homeplace of one of us, and we have incorporated in a wall Indian relics brought from the other homestead in the South. The features of the garden nearly all represent for us milestones or people—that especially good cedar means a birthday; this perennial came from a wise and delightful neighbor; that iris, from a colored laborer, a valued friend. The painter gave me this—the socialite gave me that; some day I should like to have a party and ask to it all those who are represented in my friendly little garden.



Take it

Ideas by Adele Wyman



ANCHORS AWEIGH—A nice nautical theme is always jolly for the bath. Never too frivolous but that a man may like it and by dint of it be moved to shouting sea songs in the shower! Here, pattern has been taken from a hearty-looking mat in vibrant blue and white. The anchors and the stars have been cut from silver gummed paper and applied to cupboard doors and walls in orderly arrangement. From a Cannon towel design

CLIPPER SHIP—Below, a little boy's bathroom has a green and white bathmat with a clean-cut ship riding waves. The sea-going motif has been converted into cut-outs for the walls, the latter painted blue and striped in wavy lines to simulate rough



seas. The cut-outs are of shiny green paper, the sail and other units being cut in separate units and assembled on the wall. Matched cut-outs decorate other accessories in the bathroom

There are furnishings available with which to fully execute the nautical idea in the little boy's bath. The chair with lifebuoy back is indicative; also a steering wheel mirror (not shown). Taken from a Martex towel design

MARBLE baths may not be for all of us. Nor sunken tubs. Nor mirrored walls. Nor resplendent fish painted by experts. But, after all, what of it? For it takes only brains to do clever "fixing up" these days. Jolly baths—chic baths—neat baths are not a matter of money to burn, but of headwork.

The kind of headwork we mean is ingenuity. An ability to see ideas in things, and a flair for wittily adapting these ideas. Even towels have tips to give to the imaginative!

New towels suggest that you turn an old idea inside out. That you discard the humdrum plan of choosing towels to match your bathroom's color scheme—and change the bath to suit your towels instead! Really, they are worth such emphatic featuring.

The motifs that new towels exploit are clean-cut and smart. They warrant repetition. And so we suggest echoing their piquance in paper cut-outs for bathroom walls, in stencilled designs or in fabric appliqués.

Interesting artistic effect in this repeating process is the point to work for; it matters little which method you select. However, the simplest system is that of cutting out paper appliqués. These should be wet with a sponge and quickly applied in positions marked in pencil beforehand. Charming color combinations can be achieved. If gummed papers are not available, plain colored papers may be used and applied with library paste.


You may be smart enough to copy a pattern free-hand. But if you doubt your reproducing talent, this is the procedure for acquiring a pattern of the motif you like: Spread a hand towel or piece of equally thick fabric on a table. Over this lay a sheet of tracing paper and pin the corners for holding firm. Then spread smoothly over the two, the bath towel you have selected. And finally, pin-prick around the motif you have chosen to reproduce. The pin-pricks, naturally, will appear on the tracing paper—and cutting from dot to dot with a scissors will produce the pattern you want to use. Stars and some other decorative motifs, like circles and half

[Continued on page 123]

from a towel!



Illustrations by Catherine Martin

TROJAN HORSE—At right, a towel that moderns will adore exploits the wooden horse of Troy, in peppery condition, bent upon kicking stars across the sky! It comes in blue and jade and maize, and sets the pace for a zesty scheme for a new or an old-time bath! Repeating its lively motif seems all to the good, decoratively. This may be done with paper cut-outs or with paint. From a Cannon towel design



FLORAL RIBBON—Bows are in fashion, of course you know. Bows on clothes and bows in the boudoir and bath. In tune with the vogue is a delightfully dainty new towel with decided character to its design, appealing especially to feminine tastes


You may adopt the floral pattern for ornament on your bathroom walls. A border of bells on long thin stems and with decorative leaves can be pleasing in fancy and charming in fact. But there is another thought which this modern towel suggests and it is illustrated. It features the bowknots. A round mirror is bound with crisp transparent ribbon ending in loops at the bottom. And the base of an old-fashioned basin is girdled in sheet metal, painted and trimmed with the same ribbon and bowknot—distinctly original. Taken from a Cannon towel design



VEGETABLES—Kitchens, of all rooms, are most needful of ideas. Towels tell "what to do about it" if we'll only heed. Towels, that is, with imagination to them—such as those with gay, luscious vegetable patterns woven in

The designs may be "lifted" for stencils with which to paint the fronts of kitchen cupboards. Or here again, the paper cut-out idea may be put to purpose. Tomatoes, green peppers, pea pods, and squash—think how colorful and appetizing such adornments would be repeated on your kitchen cabinets and other kitchen furniture

The towels themselves may be had in green, blue, gold, rose, or burgundy red—a satisfactory line-up from which to select for whatever color combination suits your fancy or your decorative scheme. Towels from Maison de Linge





Garden of Mrs. John R. McGinley, Manchester-by-the-Sea, Mass.

M. E. Hewitt

An early start with annuals

THOUGH the seed catalogue may be "open sesame" to good gardens in experienced hands, the novice frequently finds the modern catalogue somewhat confusing. So many items seem indispensable; dozens of varieties sound too good to get along without and besides there are those which we absolutely must have. Some catalogues list many pages of specialties, novelties, or new and distinctive varieties. European novelties (probably grown in California) vie with Mrs. Jones' Improved Selected Strains.

What then is the amateur to do? If he is to become a real gardener he will have to solve the problem in his own way, but it might be well to make a few suggestions that have been found useful in the past, and get a formula as it were to measure your requirements. First analyze the needs of your garden, see where you can use the plants to be produced from seeds, see how much space is actually available, and then choose the kinds and quantities to fit. In these days of forced economy buy what will really give results. Small gardens are limited in the amount of plant material they can

ROMAINE B. WARE

use and consequently extreme care should be used in its selection. Large gardens can use a greater variety of material, but one should be equally careful in choosing it with a view to future results.

SWEET ALYSSUM. The white flowered

dwarf, Little Gem, is most popular. Delightful as edging with one plant of Lilac Queen, every foot or eighteen inches. Good also in hanging baskets and rockery. Seed may be planted right where it is to bloom.

ASTERS. As cut flowers or for garden color Asters are almost indispensable.

Cosmos



Petunia



Different varieties range in height from a few inches to three feet and more. All varieties are good and personal taste only will dictate choice. Don't overlook the Anemone-flowered kind called Sunshine Asters. Seeds best started indoors.

CALENDULA. Pot Marigold. Vastly improved in recent years with numerous new varieties available in range of colors from creamy white through shades of yellow to rich orange-red. Excellent for mass color or cutting. Start early indoors or sow seed where wanted to bloom.

CENTAUREA. Bachelor's Buttons, Bluets, Blue Bottle, etc. Double varieties preferable, and white blue variety is best known, white, rose, maroon, and mauve kinds are useful. Old-fashioned but desirable. Plant where they are to bloom. Will self sow.

COSMOS. Has few equals for tall mass color in late summer. The Early Colossal or Early Giant-flowering bloom several weeks ahead of the Late-flowering or Lady Lenox. Semi-double and Crested varieties also interesting and all types are delightful as cut flowers. Seeds may be started indoors or planted where bloom is wanted. Always pinch back seedlings to secure bushy plants.

ESCHSCHOLTZIA. California Poppy. Originally came in golden orange only, but now available in numerous shades including carmine-crimson, reddish purple, flesh-pink, wallflower-red, and others. Will not transplant easily, so plant seeds early where they are to flower.

LARKSPUR. Annual Delphinium. It is little like the "king of blue flowers," Perennial Delphinium, but for both cutting and garden display, few annuals are more useful. Wide range of color, good stems, and profusion of flowers together with long season of blooms make this one

of the "must have's." May be started either indoors or outside, as desired.

MARIGOLD. Both Tall African and Dwarf French varieties useful. Former ideal where tall mass effects are desired and low-growing forms have many uses toward front of border. Like full sunlight and do well either started indoors or outside.

NICOTIANA. Flowering Tobacco. Delightful flower, blooming till frost and especially valuable for marvelous fragrance in evening. Few plants in garden will flood entire place with delicious scent. Started either indoors or outside.

PETUNIA. No garden of annuals complete without it. Blooms with greatest profusion in spite of neglect, therefore good on poor soils. Modern fringed and ruffled types extremely beautiful, but Bedding and Balcony varieties produce extraordinarily effective masses of brilliant color. Best started early indoors and pinched back at planting-out time and again during mid-season to prevent becoming leggy.

PHLOX. This is not only among most brilliant, but blooms continually until frost; one of most satisfactory plants which can readily be grown from seed. May be sown in open or started indoors. Effective in masses, for edgings, and for boxes.

SALPIGLOSSIS. Its attractive, trumpet-shaped Gloxinia-like blossoms among richest colored flowers in garden. For cutting they are preëminent, lasting well and combining beautifully with other things. Start indoors, bring on in pots, does not transplant readily and likes rich, moist soil. Give each plant at least twelve or fifteen inches space in border.

ZINNIA. Old-fashioned and plebeian to some people [Continued on page 128]



Salpiglossis



Calendula (above)

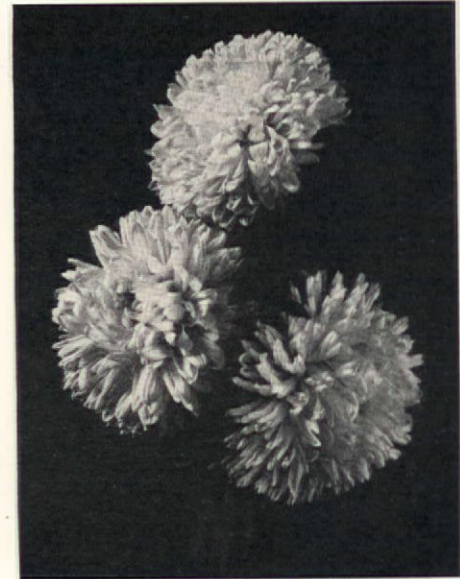
Drummond Phlox



Annual Larkspur



Aster





What size trees?



A Jap Cherry tree in The American Home gardens, Garden City, N. Y.

NEAR our home is a garden on a lot 50 x 125 ft. that is spoiled by its fine large trees. That sounds dreadful, but the garden cannot be seen in its proper scale and proportions because the larger plants, the trees, overrun the place. This is not an isolated case.

Perhaps there is a right good reason for finding trees that are too big on the average small home grounds. Buyers of nursery stock are prone to purchase the biggest of everything their dollar will bring. When owners buy trees, the fact that a Willow or Poplar may be priced at two dollars while a Flowering Crab or Mountain Ash of the same size will cost fifteen dollars, at once decides the question in favor of the larger growing tree. If the buyer would think he would know without being told that the reason the Willow or Poplar can be sold for less is because they are weedy, rapid growing things. You can get a lot of such trees for your money, but they may not fit into your home landscape picture as they should, especially after a few years. This question of which trees to plant

ARTHUR HAWTHORNE CARHART

on the small home grounds is largely a question of insuring proper scale when the trees are full grown.

There is one effect produced by large growing trees that you may like. If you wish to have the effect of the house huddled down, snuggled into the ground, it can be brought about by planting high arching trees. But unless you wish to have the house and other elements dwarfed for a specific effect, then pay attention to the ultimate size of the trees you plant, not to the amount of tree you get at the time you buy it.

Now let us turn to the smaller and medium-size trees that will never outgrow the small home grounds no matter how long they thrive in the soil where they are planted.

The Hawthorns certainly are typical of this group. They rarely reach twenty feet in height, have a fine textured twig pattern, have leaves that are sometimes individually fairly large but with soft, fine detail, and in others are deeply lobed

and lacey. These small trees offer distinctive shapes and masses. It is quite outside of the limits of this discussion to mention all of the Hawthorns. There are scores of species. The English Thorn (*Crataegus oxyacantha*) is a bushy headed, fine textured little tree that grows in a more columnar form than many American types. Paul's Scarlet Thorn is of this type but with brilliant double red flowers. The native Red Haw (*C. mollis*) and its close relations are said to grow to nearly forty feet, but I have never seen them, even in rich Mississippi Valley loam, grow more than twenty-five feet high. In addition to its abundant flowers of white and brilliant fruits, it is a great tree for small boys in the fall after the frost has touched the "apples." The Scarlet Haw (*C. coccinea*) is an ideal candidate for naturalistic plantings. So also are the Cockspur Thorn (*C. crus-galli*) and the yellow fruited Dotted Thorn (*C. punctata*). There is a Western species that I should like to call to your attention because its bark is golden yellow in winter and it is

easily trained to a tree form of upright habit although it may never grow more than twelve feet high. That is the Western Hawthorn (*C. rivularis*).

With the exception of the English and the Western Hawthorns, these species have horizontal branchings. They can be used for high points in shrub borders, or may be planted as border or specimen trees in the lawn. In a formal garden they can be sheared to as exact forms as Privet.

The European Mountain Ash is typical also of this group of smaller growing trees for limited landscapes. One Willow or Elm in the front yard of a small home is more than enough. But it is possible to plant not only one Mountain Ash, but a Tree-of-Heaven (*Alanthus*) a tree form of Staghorn Sumac and an Alder (*Alnus spicata* or *Alnus tenuifolia* perhaps) in a limited yard without getting trees so crowded that nothing else will thrive.

If there is as much as a 75-foot frontage on your place, the Cut-leaf Weeping Birch is a tree that will make a fine specimen. But you must move it with reasonable care and perhaps wrap its smooth bark the first and second winters. On the same frontage a Buckeye (*Aesculus glabra*) or Horse-chestnut will not be out of scale. Although they are reported to grow beyond forty feet, most trees I have seen are content with thirty feet of height.

The Flowering Dogwood is a standard flowering small tree for borders and for specimen planting where adapted to the climate; and the hardier Magnolias (*soulangiana* for example) produce striking bouquets of bloom. The American Holly will make a large tree when extremely old but will grow slowly, give winter greenery, and take its place as a middle-size tree for many years of its life. It is hardy from southern Missouri southward, and along the Atlantic states.

The Redbud and the American Plum are a team of striking flower bearers. When a clump composed of these two bloom simultaneously, which is more than half the time, they produce a gigantic bouquet of rare quality. The Redbud will stand almost any situation, even to northern Iowa, if it is given half shade in the winter; planted amid or under other trees. I have seen them thriving and blooming in Denver when they had been placed under over-arching Elms.

The Chokecherrys (*Aronia*) will grow to small tree height if so trained. It should be pointed out quite definitely here that this is a primary factor in de-

termining whether many of these take shrub forms or tree forms. Particularly this is true where you are seeking a small tree, with high head lifted above shrub borders, as high points of those borders. By training such a shrub as the pink Tartarian Honeysuckle to a single stem and forcing it up to lift a "head" above the shrub border, you can make it serve as a small tree. So also the Mid-West Dogwood (*Cornus stolonifera*) and the common Elder.

By all means do not overlook the Apples as members of this group. The Apple tree of the old orchard, grown to full maturity yet not over twenty feet in height is an outstanding example of what we may secure in the medium size tree range. Almost any sort of Apple tree may be trained to a medium head of good form.

Some Crabapples tend to grow into tight heads but may be forced out by pruning and shaping if wider spread heads are desired. More open headed Apples such as the Jonathan, Winesap, or Snow, will not be so stubborn in the shaping.

The advent of Bechtels Flowering Crab has shoved its parent, the Prairie Wild Crab, somewhat out of the picture. There is a proper place for both. The Prairie Crab will grow to a well-formed little tree if it is given a chance, while the Bechtel Crab generally is bush formed.

In Arizona and southern California Cactus and Yucca are used to give this middle height material. Around the Gulf Coast a typical middle-size tree is the Pepper tree. And in the picturesque Rio Grande Valley in New Mexico, Tamarix as old almost as the invasion of Europeans are trained to tree form; stout, grotesque trunks holding aloft a plumy bush-like head that blooms pinkish lavender.

I am reminded of two other tree types of medium size that should be available for the average home grounds. The first is the pink-flowered, lacey-leaved New Mexican Locust (*Robinia neo-mexicana*). It is extremely hardy, and the color of those flowers in great heavy panicles cannot be matched. The other is a group of Western Oaks (*Quercus utahensis*, *leptophylla*, *novomexicana*, and *gambelli*). These are all scrubby brush on dry hills but the moment they find fairly rich soil in stream bottoms and moisture they become extremely picturesque trees approximately twenty-five feet when fully grown. The essential point of this discussion is this: You do not need to select a tree that will over-grow its location. Small trees are often more suitable.



A "Weeping" Chinese Cherry in a small garden is a note of variety in spring and performs well while still quite young and small. It sizes up rather slowly



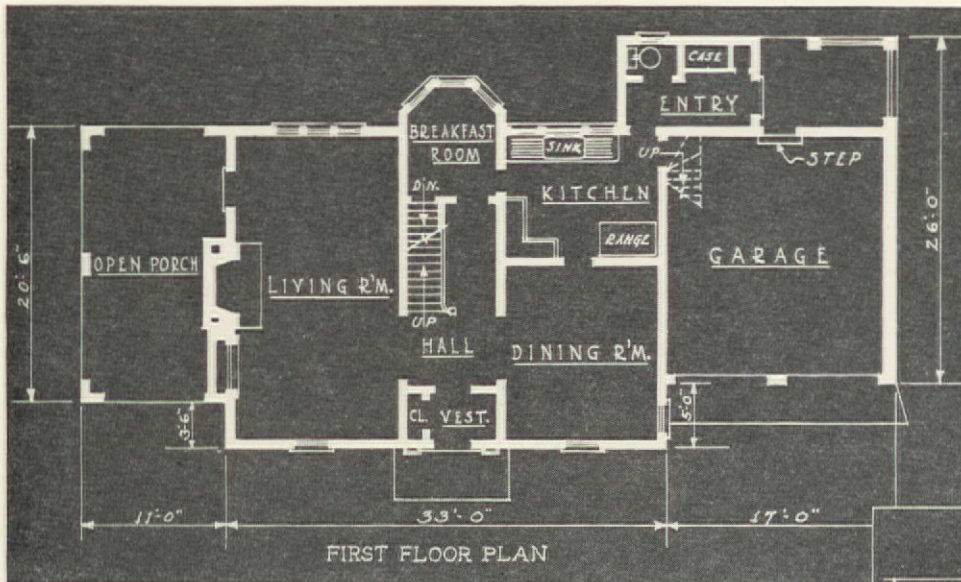
Amemya

Quite apart from any other consideration, an emphasis of weight comes from the trunk of a tree obtruding into the scene in contrast with the detail of little things in the surrounding garden area



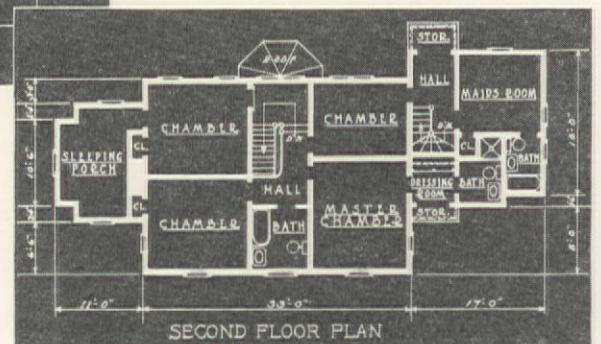
All photographs by Richard Averill Smith

The editor goes to Boston



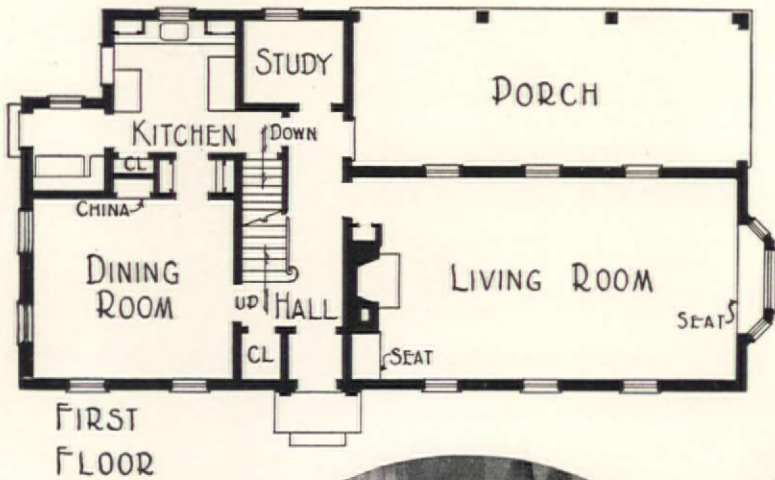
The home of
Mr. and Mrs. Louis E. Wyman
Newtonville, Mass.

Christopher C. Crowell
Architect







—and visits some of our readers' homes



The home of
Mr. and Mrs. Robert T. Young
Chestnut Hill, Mass.

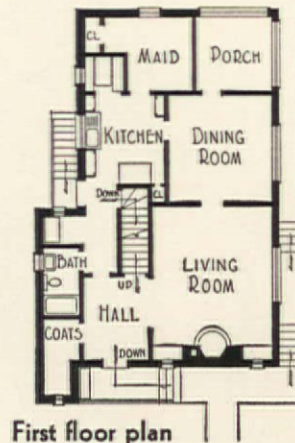
Hugh Perrin, architect






The home of
Mr. and Mrs. Frank J. Linehan, Jr.
Chestnut Hill, Mass.

James Charles Flaherty, architect

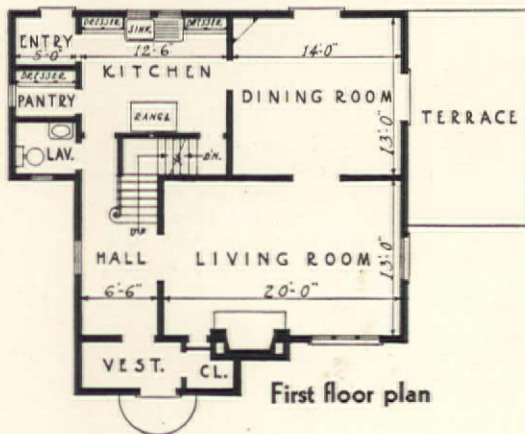


First floor plan

A low beamed ceiling, deep recessed alcoves on either side of the fireplace filled with brightly bound books and gay pottery, and a cheery little fire make this living room a homey place



The home of
Mr. and Mrs. John M. Sweeney
Newton, Mass.





The home of
Mr. and Mrs. Randall Weeks
Newton, Mass.

Crowell & Miller, architects



Just as homey and charming
as the exterior of this typical
American home are the two
rooms illustrated here. Fur-
nished in maple, with soft
greens and mulberry accents

Why pay more?

The first in a new series for American Home buyers

How many times we have placed two pieces of glass, china, or furniture beside one another and wondered how there could be so great a difference in their price tags. True, there were some obvious differences, but still not enough in our opinion to warrant the extra amount asked for one of them. Our query usually brought forth a quick but vague and general statement that in the higher priced article we were paying for hidden qualities, workmanship, etc., which was well worth the difference in performance, length of service, etc.

Now, unless we are experts in each field of decoration and furnishings, we shall have to take the merchant's word for a great deal of these hidden qualities. We cannot all be experts nor seasoned buyers. On the other hand, it occurs to us that many AMERICAN HOME readers would prefer to be able to ask a few intelligent, leading questions as to these hidden qualities for which they pay. It is to aid you, as a buyer, that we begin this series on buying household furnishings and furniture. The author, Mr. Guild, has designed and stylized furniture and furnishings of every description and as one of America's foremost designers, has naturally acquired more than the ordinary knowledge of manufacturers' construction methods and workmanship. The series will cover furniture, china and glass, fabrics, rugs and floor coverings, etc. The articles will not in any sense be technical, but will list for you those questions on quality which you, as a buyer, have a right to know before paying more for those "hidden qualities." We feel that this series will be especially helpful at this time, for during the last two years the market has been flooded with "bargains" and, all too often, many of us have learned that we got just what we paid for. In wearing apparel or trinkets, "bargains" may be perfectly satisfactory, but home "bargains" are usually costly experiments, however cheap their first cost.—EDITOR'S NOTE

It is not humanly possible to set an infallible scale or table of rules with which you can unerringly judge all furniture. However, we can give you a few characteristics that conform to good

LURELLE GUILD

quality and which, if used in combination with the good judgment and keen sense of value for which the American woman is famed, should be accurate in nearly every case.

In buying furniture quality is of primary importance for a great many reasons. Furniture is not purchased as is clothing to be discarded and replaced at the end of a season but to last over a long period of time. So it should be of a construction that will give the service which we expect of it, and cheaper buys will eat up all economy in repairs as well as in short time replacement.

There are a few simple tests which well-constructed furniture will always meet and there are many hidden constructions which are of vital importance and which we cannot judge except by looking for the good points which are obvious and taking for granted that excellent work on one part will pre-suppose the same quality throughout.

Let us consider chairs. You, no doubt, have had at some time experience with a poorly constructed piece that after a few months of use has weakened in vital points and soon sheds legs, arms, and stretchers about the house. A high price in any article of furniture does not pre-suppose the best construction. When you have selected a chair that pleases you in form and design put it to a simple test or so. If it is one of the many types where an apron is used, run your hand under the seat where the leg joins the frame and see if there is a corner bracket, screwed and glued, to structurally join end and side. If all four legs are so braced you may feel quite safe in offering the chair to your heaviest friends. If the back leg of the chair is raked and runs in a single curve from the top of the back to the floor, be certain that this entire strip of wood is in one piece and has not been glued together. Cutting such a leg from one piece naturally means more waste for the manufacturer, but good construction will not tolerate a joining of two planks by any method for this type of leg.

In large pieces, bureaus, sideboards and such, we must look for solid close-text-

[Continued on page 134]



Cabriole or curved legs, regardless of size, where used should be in one piece. To economize on wood they are cheaply cut from a straight plank with blocks glued on to take care of the projection of knee and toe in the cabriole and to allow for the wide swing of a curved leg of any type. Look here for solid construction



In upholstered chairs and sofas we find the main construction completely hidden from inspection and we can but trust to the salesman to give us accurate answers to a few pertinent questions. What is the wood of the hidden frame? It should be close-textured and solid for strength. Is the construction of the fitted and screwed and glued dowel pin type? It makes for lifetime strength. Is the webbing good quality and are the springs well tied? In better pieces the springs are of tempered steel and tied nine and ten times to each spring. Cheaper makes are sometimes tied but two or three times. Is the hair in the padding of good quality and sterilized? Avoid fibre fills if you desire comfort and serviceability. Loose cushions are best in down. The outer upholstery we leave to your judgment



A girl in her teens wants a room of her own

ELLEN D. WANGNER

HERE is, perhaps, no room in the whole house of more importance to the young girl in her teens than her very own room, her sanctum to which she can flee in time of stress or joy. While every girl should be permitted to choose her own colors, her own type of room, whether it is to be of a pink and white fluffiness or in a staid, more tailored style, she should, at the same time, be guided in her choice of furniture, should be shown that it is wise to buy only what is durable, of good design to keep step with her growth and in keeping with the rest of her home surroundings. To be worth while, such furniture would not be a mere fad of the day but of a fashion that will endure, so that additional pieces may always be found in stock when needed.

Fulfilling these requirements, dainty enough for the very young girl and dignified enough for her older sister, is the quaint Continental furniture shown (on the opposite page) for the first time and especially decorated for *THE AMERICAN HOME*. The simplicity of our own Early American home-life is found in these pieces that reproduce in such individual fashion the peasant art of provincial times.

Furniture of this unusual type offers a wide field for varying decorative effects. It will be found to blend pleasingly with other pieces—a chaise longue, a draped dressing table, slipper chairs, small tables, wall bookcases or cabinets. It will be found in harmony with all types of inexpensive floor coverings—hooked rugs, rag rugs, or any that are hand made and suggestive of handwork. A wide variety of hangings will be found to be at home with this style—chintzes, linens, crashes, or even calico or gingham and for any desired color scheme.

In the first room the walls were covered with a copy of an old wallpaper a faint gray-green in tone, with the deep

border of an older day again in use but with a new note as it forms the cornice (being pasted over a wood base) thus carrying the border in a restful, unbroken fashion around the room. The woodwork is a darker shade than the paper. The windows have white dotted Swiss glass curtains holding several vertical ruffles and over these hangs a pair of ruffled Celanese draperies in peach to match in color the chintz counterpane, with blue cording and chintz-covered vanity bench. The furniture is painted an antique turquoise blue with floral motifs picked out in dull gold. The dressing table is undraped (a popular vogue of the hour) but with its delicately scrolled apron, mirror frame, and bench, with small lamps having peach shades and bases and make-up box in old gold Celanese moiré embroidered in peach and green, it suggests youth and gaiety as well as freedom from dust-collecting hangings. The comfortable chair with two removable cushions is covered in chintz having pink roses and green-blue leaves on a pale yellow ground. The hooked rug at the foot of the bed is in turquoise blue with central rose design in pink matching the chair, while the drawer faces of the chiffonier have painted roses in the center so that the whole room is tied together. The cost complete, including furniture, counterpane, rug, lamps, curtains, inner spring mattress and box springs in harmonizing damask coverings is only \$262.60.

The second room is for the girl of the period who prefers sports, likes sports clothes, scorning anything fussy. For her we made the room definitely provincial and plain, with dark chestnut woodwork and the walls simply painted an old ivory. In this room is an alluring bow-window with deeply recessed case-ments. This asked for true peasant treatment with simple glass curtains and plaid heavy cotton over drapes. For this we used écru theatrical gauze at 35 cents a yard and a gay plaid simulating homespun in dull rust and green and old ivory, this priced at 85 cents a yard, four yards being used in each set.




The furniture is notable for its strict adherence to peasant style and is of cherry in a very dark tone. For this room a large dresser and mirror were chosen as well as a dressing table and bench while the counterpane is so simple and plain, yet warm in color as to make it equally desirable for a man's room. Of a rust and beige mixed loosely woven homespun, it is bound with green glazed chintz.

Underneath the window is a low barrel chair covered in dull red glazed chintz with a small floral pattern as seen in the quilted petticoats of Brittany.

This furniture is ornamented sparingly with incised carvings, with all its hardware of iron and bronze to suggest handwork so that there is an absence of all suggestion of un-lived-with newness. Color and contrast are afforded by the large mirror with its dull black frame holding a delicate gold ornament at top while the central vanity mirror has a floral cluster in carved wood picked out in dull tones of red and green. On this dresser is milady's vanity box of wood simply painted an old ivory with green and gold swags and motif, this standing between two Italian peasant pottery flower vases a soft écru-pink in tone.

Completing this picture of a true provincial room are the peasant rugs woven in large square of black and yellow and green and rust with the lamps bringing the final touch of glowing warmth. The large lamp on the bed table has a gleaming copper base and paper parchment shade with copper-hued decoration. The lamps on the dressing table are in pleasing contrast, with metal bases in a blue luster finish and imitation birch bark shades with simulated Godey prints with blue and gold bands.

The cost of this provincial room is \$273.20 complete and this covers mattress, spring, curtains, rugs, lamps, furniture, and accessories. See the next page.



Especially arranged for The American Home by B. Altman & Co.

Gold Studios

A young girl's room for \$262.60

Bed	\$ 44.75	Chair	19.75
Chiffonier	54.75	Vanity	34.75
Mattress	14.75	Vanity mirror	19.75
Box springs	14.75	Vanity lamps, 2 at \$3	6.00
Counterpane, chintz	5.95	Celanese curtains, per pair	8.95
Night table	14.75	Glass curtains, per pair	6.95
Night table lamp	5.00	Hooked rug	10.75
Make-up box	1.00		



A room for \$273.20

Dressing table	\$ 34.75
Dressing table mirror	19.75
Dressing table bench	9.75
Barrel chair	19.75
2 rugs at \$2.50	5.00
Bed	39.75
Inner spring mattress	14.75
Box springs	14.75
Night table	12.75
2 vanity lamps at \$1.75	3.50
Copper lamp for table	2.50
Counterpane	6.45
Make-up box	2.95
Dresser	54.75
Dresser mirror	24.75
2 vases at \$1.25	2.50
Curtains, 4 yds. gauze at 35c	1.40
Curtains, 4 yds. plaid at 85c	3.40





Ewing Galloway

Prize muffins and hot breads

Winning recipes in The American Home's contest for favorite muffins and hot breads

Berry tea cakes

- 4 tablespoonfuls butter
- 1 1/2 cupfuls sugar
- 2 eggs
- 5 cupfuls flour
- 5 teaspoonfuls baking powder
- 2 teaspoonfuls salt
- 1 1/2 cupfuls milk
- 1 cupful blueberries

Mix in the order given and bake in a moderate oven. This makes about 4 dozen small muffins.

MRS. WALTER S. HAYFORD,
Morristown, N. J.

Georgia whole wheat biscuits

- 2 1/2 cupfuls whole wheat flour
- 3 teaspoonfuls baking powder
- 1 teaspoonful salt
- 1 teaspoonful sugar
- 1 tablespoonful butter and lard
- 3/5 cupful sweet milk

Mix the dry ingredients, work in the fat, and add the milk. Bake in a hot oven 15 minutes.

These are particularly top notch with duck, guinea, and turkey instead of the proverbial hot rolls. They always bring a pleasant expression to both family and guests alike.

MRS. SIDNEY R. RECTANUS,
Middletown, Ohio.

Butter horns

Dissolve 2 cakes Fleischmann's yeast in 2 tablespoonfuls warm water and add 2 tablespoonfuls sugar. In another vessel beat 3 eggs well, add 1/2 cupful sugar, 1/2 cupful melted Crisco, 1 cupful warm water, 1 tablespoonful salt, and flour to make a rather stiff batter—5 or 6 cupfuls. Mix well and knead for 5 minutes. Set to rise in a butter crock. When double in bulk, turn on board and divide into 3 equal parts. Roll each piece into a round 1/4 inch thick, spread with melted butter; then cut into 16 wedge-shaped pieces and roll, beginning at wide end. Place on greased baking sheets, let double in size, and bake for 8 to 10 minutes at 375° F.

MRS. WALTER L. HAMILL, Salina, Kan.

Date muffins

- 2 cupfuls flour
- 1 egg
- 1 cupful sweet milk
- 3 teaspoonfuls baking powder
- 2 teaspoonfuls sugar
- Pinch salt
- 2 tablespoonfuls melted butter
- 3/4 cupful dates (cut in small pieces)

Bake in a moderate oven for 20 min.
Mrs. D. H. WALDROP, Powderly, Ala.

Cereal tea muffins

Sift together 1 1/2 cupfuls white flour, pinch of salt, 4 teaspoonfuls baking powder, and 1/2 tablespoonful sugar. Add 1 cupful of left-over cooked cereal, preferably oatmeal or Pettijohns, and mix thoroughly. Add 2 tablespoonfuls melted butter, 1 egg, and a little sweet milk, and beat well. Then add more milk to form a rather stiff batter. Bake in muffin pans in a hot oven about 20 minutes.

This is an original recipe of the economic war days of 1918, when housewives made the best of left-overs.

MRS. ABBIE C. HENKEL,
Oshkosh, Wisc.

An Illinois coffee cake

- 1/2 cupful sugar
- 2 tablespoonfuls butter
- 1 egg
- 1/2 cupful milk or water
- 1 1/2 cupfuls flour
- 2 teaspoonfuls baking powder
- 1/2 teaspoonful cinnamon
- 1/2 cupful raisins chopped

Sift the dry ingredients, and mix in the order given, stirring well. I pour the mixture in a pie tin, then sprinkle

sugar and cinnamon over the top. Bake in a moderate oven about 25 minutes.

MRS. FORREST A. DOYLE,
Galesburg, Ill.

Bran muffins

Soak together 4 or 5 hours:

- 1 1/2 cupfuls oatmeal
- 1 1/2 cupfuls sour milk

Then add:

- 1 heaping cupful white flour
- 1 teaspoonful baking powder
- 1 teaspoonful soda
- 1 teaspoonful salt
- 1 egg
- 3 tablespoonfuls molasses
- 3 tablespoonfuls melted butter

MRS. TOBIAS L. ROBERTS,
Bar Harbor, Maine.

Southern spoon bread

- 1 teacupful cornmeal (preferably white)
- 1/2 teaspoonful salt
- 1 teaspoonful lard or butter
- 1 egg
- 2 teaspoonfuls baking powder
- 1 teacupful milk
- 1 1/2 teacupfuls boiling water

Put cornmeal, salt, and lard in a mixing bowl; pour the boiling water into this and beat until smooth. Next break the egg into this hot mixture and stir until smooth. Lastly add the milk into which the baking powder has been beaten. Mix all well, pour into a greased baking dish, and cook in a hot oven for 30 minutes, or until brown on top. Serve with a spoon as a pudding. Butter it freely.

MRS. L. C. BARRET,
West Hartford, Conn.

A New York coffee cake

- 1/2 cupful (scant) sugar
- 1 tablespoonful butter
- 1/2 cupful milk
- 1 cupful flour
- 2 teaspoonfuls baking powder
- 1 egg white beaten stiff
- 1 teaspoonful vanilla

Mix in the order given, folding whites in last. Sprinkle top with three teaspoonfuls brown sugar and one of cinnamon, and some chopped nuts.

MRS. JESSIE LAURENCE,
New York, N. Y.

Orange tea biscuits

- 2 cupfuls flour
- 4 teaspoonfuls baking powder
- 1 teaspoonful salt
- 2 tablespoonfuls fat
- 3/4 cupful liquid (either milk or water)
- Juice of 1 orange
- About 10 cubes of sugar

Sift the dry ingredients together, and work in the fat with the tip of the fingers or a fork. Mix in the liquid, stirring as little as possible. Add enough to make the dough just stiff enough to roll. Put the dough on a lightly floured board, pat or roll to one half inch thickness, and



"MY PET" MUFFIN

(Drawing by the cook herself)

AFTER the Civil War, as history has mentioned, corn was one of the few foods available in adequate amounts in parts of the South, and of course innumerable variations were played upon it to keep it from being tiresome.

This recipe is one devised by the faithful old colored stand-by in my grandmother's kitchen. There have been modifications as it passed through my grandmother's culinary experiences when she moved to the Middle Western prairie while it was still sprinkled with more rattlesnakes than wheat—and materials were limited. Again by my mother who carried it to California with her and adapted it to Western materials. How much of it is the original and how much is the result of environments I am not sure. I give it as I learned it from my mother.

BETTY O. MOORE,
Cos Cob, Conn.

Materials and method—

- 1 1/2 cupfuls flour
- 1 cupful cornmeal (I like the yellow)
- 5 teaspoonfuls baking powder
- 1 teaspoonful salt
- 1 tablespoonful molasses (old-fashioned sorghum or Gold Label Brer Rabbit)
- 4 tablespoonfuls melted shortening (I use lard or butter, but any other will do)
- 1 tablespoonful green pepper chopped *very* fine
- 1 teaspoonful onion chopped *very* fine (The secret is to have the onion and pepper chopped so fine that they disappear and only a faint flavor remains.)
- 2 eggs beaten until fluffy
- 1/2 pound cheese (This may be a tart cheese chopped fine. I like Bluehill brand best.)
- Rich milk—enough to mix

The batter should be creamy, thick, and pour easily. Heat and grease muffin pans. Bake in a hot oven about 20 minutes. Brown lightly and serve at once on a hot platter.

cut out the tea biscuits with a cutter. On top of each put a half a cube of sugar which has been soaked in orange juice just long enough to absorb some of the juice. Bake them at 450° F. on a greased tin for 12 to 15 minutes.

MRS. K. J. NICHOLSON,
Cincinnati, Ohio.

Ice-box rolls

- 1 cake compressed yeast
- 1/2 cupful lukewarm water
- 1 teaspoonful salt
- 1/2 cupful sugar
- 2 eggs
- 5 tablespoonfuls fat
- 1 cupful warm water
- 5 cupfuls flour

Crumble yeast and add lukewarm water. Add salt and sugar. Add eggs, fat, and warm water. Beat 2 minutes. Add half flour and beat 3 minutes. Add rest of ingredients. Mix well and cover with waxed paper. Chill. When rolls are desired break off bits of dough, shape as desired and arrange side by side on greased baking pan. Let rise until doubled in size. It will require between 3 and 4 hours. Bake 20 minutes in moderate oven.

It is not necessary to use all the dough at one time. After some of it is pinched off, the rest may be kept in the ice box until the next day.

MRS. LILLIAN D. MOLE,
Roosevelt, N. Y.

Sally Lunn

- 1/2 cupful sugar
- 3 tablespoonfuls butter
- 2 eggs
- 2 cupfuls flour
- 1/2 teaspoonful salt
- 3 teaspoonfuls baking powder
- 1 cupful milk

Mix sugar, butter, and eggs and stir until light. Sift flour, baking powder, and salt together and add them; then add the milk. Mix well. Turn into a buttered biscuit pan and bake in a quick oven. Recipe serves six.

VIRGINIA S. LAMBERT,
Norfolk, Virginia.

Apple muffins

- 1/4 cupful sugar
- 1 egg
- 1/4 cupful butter
- 2 cupfuls flour
- 1 cupful milk
- Pinch salt
- 3 level teaspoonfuls baking powder
- 1/2 teaspoonful cinnamon


Mix these ingredients together, then add 1 cupful diced apples mixed with 1/4 cupful sugar. Pour into greased muffin pans and bake for 25 minutes at 400° F.

MRS. MYRON D. TEXTRUM,
Knoxville, Iowa.

Another contest!

\$2 WILL BE PAID FOR THE
BEST ICE-BOX RECIPES

THESE recipes must be family favorites—tested in your own home. They cannot be copied from other magazines or cookbooks. For each recipe accepted we shall pay \$2. Recipes that are not accepted will not be returned. We cannot enter into correspondence about the recipes. Send your recipes to The American Home Kitchen, 244 Madison Avenue, N. Y. C. Contest closes February 5th.



Cupboard stocked

by
CLEMENTINE
PADDLEFORD

H. I. Williams

HOSPITALITY depends not so much upon the greatness of the heart as the variety of canned foods on the pantry shelf. To be a failure-proof hostess one must be ready for anything, especially dispensing food in an easy, friendly fashion at almost any hour. It isn't a knack—it is merely a plan!

My company store is no mere conglomeration of odd supplies. The various items chum together as congenially as ham and eggs. They were ordered with a purpose in mind. On the back of the cabinet door are ten pinch hitting menus for lunch, tea, dinner, and late evening snacks. Any one of the lot can be assembled on a moment's notice from the groceries waiting on the shelf. This one for instance—

A pantry shelf lunch —and it's good!

Tomato juice cocktail
Asparagus en casserole
Biscuits Currant jelly
Apple crumble
Hot tea with lemon sugar

Take off your surprise-company shelf the following items, then work your fastest for 30 minutes and the job is

done: 1 can green asparagus, 1 can of asparagus soup, 1 package of grated cheese, 1 can of clear tomato juice, 1 box of ready prepared biscuit flour, 1 glass of currant jelly, 1 box of graham crackers, 1 can of apple sauce, 1 can of milk, tea (with individual servings put up in cellophane) and loaf sugar lemon flavored. Ready or not, here we go:

Asparagus en casserole

1 can of green asparagus
1 can of asparagus soup
1 package of grated cheese
Salt, pepper, and paprika

Drain the asparagus and place in a casserole, first seasoning to taste. Add a dash of some favorite sauce, if you like. Over this pour the can of asparagus soup. Now top with the grated cheese. Sprinkle with paprika, then into the oven. It is easy, easy, because sauce, gravy, and dressing are all combined in the soup.

With this off your mind, open up the biscuit flour, the kind that requires only water to mix and pop a pan of biscuits in to bake. The tomato juice does instead of salad and all it requires is seasoning. I like celery salt, onion salt,

and a few drops of French dressing. Everything is ready now except dessert.

Apple crumble

18 graham crackers
1 No. 1 can thick apple sauce (about 1 cupful)

Crumble the graham crackers, not too fine, and fold into the sauce. Pour into a pudding dish and set in the refrigerator. Well chilled, it will stand up like a soldier for quite some time. Serve with whipped cream, fresh cream if you have it, otherwise whip up one can of pantry cream and flavor with orange extract. Instead of graham crackers you may use fig newtons, malted milk crackers, jumble wafers, raisin crackers, or any of the filled or plain shortbreads.

There is that tragic moment when a husband who, with childlike faith in your kitchen abilities, brings all unannounced some bachelor cronie in for a home-cooked meal. You just can't fail—but you will unless the company shelf is ready for this emergency. Now here's a lunch of canned nutrition which makes the husband proud he's a married man and the bachelor not so sure that single blessedness is the perfect state.

Lunch for bachelor guests

Cranberry juice cocktail
Scalloped rice and mushrooms
Grilled asparagus tips
Biscuits Gooseberry jelly
Gingerbread waffles
with crushed apricots
Coffee

Reach up to the emergency shelf and help yourself to a bottle of cranberry juice cocktail, 1 can of cooked rice, 1 No. 2 can condensed tomato soup, a 4-ounce can of sliced mushrooms, 1 can of pimientos, 1 can of green asparagus tips, 1 box of ready prepared biscuit flour, a jar of gooseberry jelly, the box of ginger bread mix, and a can of apricots. Here are the recipes:

Scalloped rice and mushrooms

1 No. 2 can cooked rice
1 can condensed tomato soup
1 four-ounce can mushrooms sliced
1 can pimientos, chopped fine
4 tablespoonfuls of melted fat
Salt and pepper to taste

and ready for anything!

Combine the rice, soup, pimientos, mushrooms (with their juice), and the fat. Season to taste and arrange in a greased casserole. Bake in a moderate oven at 375° F. for 30 minutes.

Gingerbread waffles

- 1 can gingerbread flour
- 1 cupful warm water
- 4 tablespoonfuls melted butter

Turn contents of can into mixing bowl. Add water gradually, beating to a smooth batter. Add melted butter. Bake in hot waffle iron until well browned. Serve at once with butter and maple syrup or with apricots that have been pressed through a sieve and blended with whipped cream. Marshmallow whip will answer if the cream is out. For variations of this recipe add to the batter ½ cupful finely chopped nuts or ½ cupful chopped dates. Finely chopped preserved ginger, about ⅓ cupful, gives a piquant flavor.

Single or married, there never was a man who has failed to put away his share of the next three emergency specials and he will relish them equally as lunch or dinner fare:

Mackerel baked in cream

- 1 one-pound can mackerel
- 1 cupful cream or evaporated milk
- ½ teaspoonful salt
- ⅛ teaspoonful pepper
- 2 tablespoonfuls flour

Drain liquor from mackerel, put fillets in baking dish, cover with cream, and dredge with a mixture of flour, salt, and pepper. Bake in a moderate oven about 375° F. for about 15 minutes or until fish is thoroughly heated and top is slightly browned.

Forty winks corn fritters

- 1 cupful canned corn
- 10 to 12 soda crackers (crumbled)
- 1 egg, slightly beaten
- ½ teaspoonful sugar
- ½ teaspoonful salt

Mix all ingredients together and drop by spoonfuls on a hot greased griddle and bake over a moderate flame. When brown on one side, turn and brown the other. This recipe serves four portions only.

Scalloped deviled ham and corn

- 1 No. 2 can of corn
- 1 large can deviled ham
- ½ teaspoonful salt
- 2 tablespoonfuls of melted butter
- Pepper to taste
- ¼ cupful buttered crumbs

Add the melted butter to the corn and season. Grease a deep baking dish and arrange the corn and ham in alternate layers. Top with buttered crumbs and bake in a moderate oven for twenty minutes.

Surprise dinner menu

- Mock vegetable soup
- Cheese straws
- Chutney ham slice
- Sweet potatoes
- Hearts of artichoke served with mayonnaise
- Bran muffins
- Mince meat pies with brandy hard sauce

The groceries required include 1 can of vegetable soup, 1 box of cheese straw crackers (lined to split), 1 bottle of chutney, 1 small can of vacuum sealed ham, 1 can of sweet potatoes, 1 jar of artichoke hearts, 1 small jar of mayonnaise, 1 box of ready mixed bran muffin flour, 1 box of mince meat pies, 1 small jar of brandy hard sauce.

Chutney ham slice

- 1 small can of ham (vacuum sealed)
- 2 dozen whole cloves
- ½ cupful mild vinegar
- ½ cupful ham liquor
- ½ teaspoonful mustard
- ⅓ cupful brown sugar

Remove the ham from the container and wipe dry of jellied juices, but save these to use with the basting sauce. Cut ham in thin slices, then reassemble the pieces to their original shape. Tie a string around the sides and across the top and stick in the cloves. Place in a shallow uncovered baking pan with a mixture made of the ham liquor, mustard, brown sugar, and vinegar. Bake in an oven 450-500° F. for 45 minutes or just long enough to heat through and brown the top. Baste frequently. Serve a jelly-oozing slice of good size to each guest, spreading it with a tablespoonful of chutney, heated smoking hot. Ham is



equally good cooked in a bottled pineapple sauce then garnished with canned spiced pineapple rings.

Heat the sweet potatoes in their tin and open the very last minute. Pour over melted butter and a brown sugar sprinkling. To the bran muffin flour add water, mix and bake. That's all, yet in goodness these muffins are hard to surpass. I like the artichokes served cold right on the dinner plate, with a mound of mayonnaise. They are delightful of course heated in their own juice and served with a Hollandaise sauce.

Mince meat pies require 1 box of mince meat cookies and 1 jar of brandy flavored hard sauce. Simply heat the cookies through, using two for each guest. Serve sandwich fashion with one tablespoon of hard sauce between the pies and one tablespoonful on top.

For a fussy supper choose chicken à la king or lobster Newburg. It's not the slightest bother to heat and serve them with suitable shelf-to-table accompaniments. Tiny peas, diced carrots, and red currant jelly for the chicken; stuffed olives and Gruyère cheese for the lobster. Add biscuits and steaming coffee to any of these—and there you are. For a less

[Continued on page 122]

—illustrating our January decorating lesson



Jessie Tarbox Beals

This living room is a perfect illustration of the things we have studied thus far in our Decorating Class. You will note that the rugs follow the structural lines of the room. The painting over the fireplace is hung with TWO wires. The tables on either side of the fireplace are not identical, yet with their lamps and accessories create an illusion of perfect balance. The fabric used at the window has a feeling of stur-

diness that blends beautifully with the wall texture. The owners of this house (Mr. and Mrs. William A. French) both are decorators, so naturally they have incorporated these fundamentals of good decoration. Yet there is nothing in this small and simple room that cannot be carried out in any small home. (The complete story of this small house will appear in a forthcoming issue of *The American Home*)



Home of Miss M. E. Preusser, New York

M. E. Hewitt

There are seven pieces used on this mantel yet, because of their interesting shapes and arrangement, there is no impression of being cluttered

In March we shall study textures in decorative motifs. If you have not already enrolled send 6¢ in stamps for a review of previous lessons



R. A. Smith

As simple and as beautiful a balance as can be achieved. In the home of Mrs. William Ellery, Chestnut Hill, Mass.

TURNING back to 427 B.C. we find that Plato, the famous Greek philosopher, disciple of Socrates and teacher of Aristotle, had numerous things to say about the education of children. So much of what he said is to-day being repeated and accredited to this marvelous day and generation that it portrays an amusing picture when we hear parents emphatically state that they have absolutely no use for the newer methods. Their words may change but their general theme remains the same: "Child Psychology? Well, of course it may have a place in civilization but as yet it is new, untried. Far better wait until the children on whom it is being practiced reach a mature age. Then, should they by some miraculous course of events turn out well, will be ample time to listen to our great teachers of the day." What folly!

How almost insurmountable appears the task of teaching these few remaining parents that the newer methods are the older methods, and that theories which have withstood the test of time must be commendable. Even the most modern of parents consider themselves progressive enough if they follow out the ideas of our present day psychologists. They neither have the time nor do they care to study the history of the psychology itself. Whatever skepticism we discern is, more often than not, a form of defense for lack of knowledge rather than a sincere disbelief.

Plato said, "Do we not observe that the first shoot of every living thing is by far the greatest and fullest?" How do we understand this statement other than that it is but a repetition of what our psychologists tell us to-day. We cannot over stress the importance of the child's early training. For is it not well-nigh impossible to take any living thing when it is half grown and then change the type of thing into which it shall grow? What matter whether we must have the foundation laid before the child is six or seven so long as we grasp the fact that it must be done early. The point is not that parents should memorize page after page of rules for the training of their offspring, but that they should learn to think things out in the same clear-sighted, understanding way in which our great child trainers have done.

"During the first three years of a child's life every possible care should be taken that our children should have as little sorrow and fear and, in general, pain as is possible, but, on the other hand, they should not be provided with too



Underwood & Underwood

Child training 2000 years new

ELEANOR H. P. HAPGOOD

many pleasures. Rather should we help them to maintain the true life which should neither seek for pleasure nor, on the other hand, avoid pain but should embrace the middle state."—Plato, B. C. Listen to the echo resound to-day in the words of Josephine Jackson, M.D.—"What guarantees for health shall society furnish the growing child? Surely these: Nurture for both body and mind. The right measure of sunshine and shade. Restraint and freedom, each in the amount that will assure symmetrical and sturdy growth instead of puny dependence or ungainly self-assertion. There is need too for shelter from the rough winds of heaven; yet there must be no such hot-house development as would unfit the little human plant for life in the open. Just as we find that the glass on our win-

dows shuts out the life-giving ultra-violet rays of the sun, even so does the 'glass case' life of an over-protected child rob him of the precious elements that come only from social contacts."

We continue in Plato's own words: "At three, four, five, and six years of age children have certain natural modes of amusement which they find out for themselves when they meet, and all children between the ages of three and six ought to meet at one spot where they shall be under the superintendence of one whom the magistrate shall annually appoint." Do we not find ourselves in a state of utter astonishment as we try to visualize a nursery school in action some 2300 years ago? Even though Plato's idea of a Nursery School may not have included the elaborate equipment we have at our disposal to-day, the underlying principle was the same.

May I invite any parent to walk into one of our modern schools just after closing time, after the classes have been dismissed and but one pupil remains waiting for a reprimand for not having had his daily lesson properly prepared. What is our modern teacher going to say? One thing is certain: we know that she has graduated from the rapping of knuckles, the shaking by shoulders and the sending to coat rooms in disgrace. Grandparents may look horrified and parents may look on in amazement as she calls the child aside. Her words may vary from time to time but the gist of her story is the same, "Remember this, whatever class you are in, whatever school you attend, you may fool your teacher and you may fool your parents and friends, but there is one person you will never be able to fool and that is yourself. Now you may go and I am sure you will do better work to-morrow."

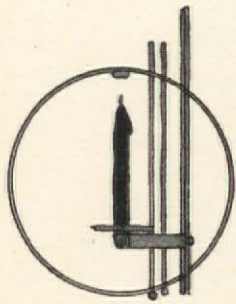
What authority has a teacher for not forcing a child to attend to his lessons? Why does she not punish him severely if he has dawdled away his time? Plato can tell us in his own words as follows, "The elements of instruction should be presented to the mind in childhood but not with any compulsion, for a freeman should be a freeman too in the acquisition of knowledge. Knowledge which is acquired under compulsion has no hold on the mind, therefore do not use compulsion but let early education be rather a sort of amusement. This will better enable you to find out the natural bent of the child."

In the time of Plato they may not have had the advantages of a visiting teacher or the free services of physicians, nurses,

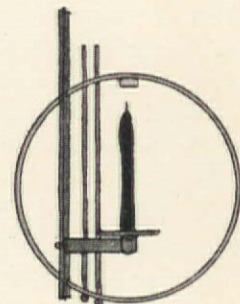
[Continued on page 123]

Brighten the corner where you are


Drawings by Lurelle Guild



Amusing and of sufficient weight are the horse book ends below. Finishes are same as for cat book ends. 6" high, 4" wide at base, cost about \$4 a pair. The compartment candy dish comes in various finishes all satin brass, all black nickel, all satin nickel, and combinations of satin and black nickel. The diameter is 7", and the price about \$1




Designed to hold a candle or a flower pot this distinctive circle bracket may be used singly or in pairs. It is 9½" in diameter, and made of a combination of polished brass and polished copper with blue-green enamel rods. Price around \$5. The smartly modern flower pot containers at the left come in aluminum with a brushed finish. The price, \$1 each



Appealing to both grown-ups and children are the cat book ends which are shown at the right. They come finished in all polished brass, all polished copper, or satin nickel for animal and black nickel for base. Height over all 7¼", width of base 4", price about \$4 a pair

A strikingly simple compote of convenient size, 3¾" x 8¼", is priced around \$2. The finishes are: polished brass, polished copper, polished brass inside with red enamel on the under part, and polished brass with black enamel. The scone below with mirror and ball for ivy costs \$2.25

Flower pot containers from Russel Wright, scone from Mitteldorfer Straus, all other articles from Chase Brass & Copper Co., Specialty Department



The Taurex candle holders below come in either of two finishes: polished chromium and polished copper, even and uneven. Price about \$3



The salver shown below is unique in design and is useful either for serving or for decorative purposes. It is made of satin copper and costs about \$9.50

LURELLE GUILD



Garden of Mrs. Edwin O. Hblier,
Mt. Kisco, N. Y.

Photograph by
Mattie E. Hewitt

We all want success from the start

HELEN VAN PELT WILSON

IN SPRING when the world outdoors is cool and inviting to repressed winter spirits no garden plot seems to present too great an undertaking. The heat and humidity of July, however, find us in different mood. Office work or house work saps the vitality, and then we demand from our gardens not invigoration but relaxation. The wise gardener, therefore, selects for his first garden a plot that at no time will exact more than half his spare time. The garden should be on the axis of a much used door or window of the house, so that its beauty may be constantly seen. The site, furthermore, needs limitation.

In marking out the beds or borders be sure they are wide enough to allow a three or four-deep system of planting (that is, a place for edging, center, and back-

ground plants), that they can be easily cultivated from every angle. Six to ten feet is a good width allowance.

The plant material will divide generally into three great groups—perennials, biennials, and annuals. Perennials are the backbone of every flower garden, coming up every year from their roots, and they may be grown either from seeds or as bought plants. If seeds are started in the spring, there is rarely any flowering until the following year. While growing plants from seeds may be more economical it is slower in results, and for such plants as Iris, Peony, Eupatorium, *Stachys lanata*, Phlox, *Hemerocallis*, Chrysanthemums, and *Gypsophila* it is impractical.

Biennials, such as Foxgloves and Can-

terbury-bells, take two years to produce flowers from seed and then die. This group is best omitted from the first garden.

Annuals bloom the year they are sown. The first garden may well include some of the surest of these to fill up the spaces that have been left for the perennials to grow into later. White Sweet Alyssum and lavender *Ageratum* are good for edgings; yellow, white, and flesh (not pink) Zinnias may be scattered through the center; while white and pink *Cosmos* form a good back line. A few easily grown annuals soon give that look of success which new perennials are sometimes slow to provide.

The greater part of the plants should be perennials and selected from those true and tried varieties that flourished in our

Garden of Mr. and Mrs. W. S. Corkran, Millburn, N. J.

Richard Averill Smith



grandmothers' gardens. Novelties are more costly and unwise for the first garden. You will attain to them later on. The common perennials that the neighbors grow easily and abundantly in the locality of a first garden probably will constitute the most fool-proof list. A few kinds for each season are enough, as, for example, Peonies, Iris, Columbines, and Hardy Candytuft for spring. If the charms of the seed catalogue prevail, a spotty, restless, "one-of-each" garden is the result which may be interesting as a collection of specimens but it will not supply that look of quiet beauty that signalizes the successful garden.

Four or five distinct kinds properly spaced in groups will make a strong garden. Order them in groups of three, five, or seven, and plant in irregular drifts or wedge-shaped groups, repeated

at fairly regular intervals through the garden plot. This gives a rhythm to the garden as pleasant to the eye as is a repeated refrain in music to the ear. Repeated groups of Iris and Peonies blooming in the foreground in spring, Phlox and Delphinium glorifying the center in summer, and long drifts of Chrysanthemums in alternating groups of color at the rear for fall are examples.

Just as the musical refrain is made more striking by occasional repeated chords, so this repetition of variety is made doubly effective by accent. The plant chosen to be an accent should be prominently and regularly placed, large enough to stand alone, and with foliage enduring enough to be attractive when the flowering season is past. White Peonies are, perhaps, the most suitable for this purpose. Planted at regular in-

tervals they give a kind of style that at once raises even a first garden into the realm of distinguished plantings.

Just five kinds of perennials, then, if carefully placed will make a fine garden, but, since the range of absolutely trustworthy types for practically any part of the United States is so much greater, a wider selection is usually made. Appended is a chart of twenty-four perennials that can be depended upon for general hardiness, good color effects that blend pleasantly together, and a long succession of bloom.

If, then, the principles of selection, repetition, and accent are applied to the distribution of suitable plant materials, as exemplified in this chart, even the first garden will fulfil the dreams of the beginner. What he most ardently desires in his garden will be his—Success.

Suggestions for the first garden

Low types for edge

(Allow about 12 inches per plant)

VARIETY	COMMON NAME	BLOOM	COLOR	REMARKS
Alyssum saxatile compactum	Basket-of-gold	April	yellow	Necessary spring color
Cerastium tomentosum	Snow-in-summer	June	white	Silvery foliage
Dianthus plumarius	Scotch Pink	May-June		Spicy fragrance and evergreen foliage
Her Majesty			white	
Essex Witch			pink	
Heuchera sanguinea	Coralbells	May-July	coral-red	Excellent for bouquets, particularly with Roses
Iberis sempervirens	Evergreen Candytuft	Apr.-June	white	Foliage evergreen, best edging plant
Phlox subulata	Moss Phlox	Apr.-May	pink	Mossy evergreen foliage, compact for edging, very early bloom
lilacina			lavender	
rosea			rose	
Ceratostigma plumbaginoides	Leadwort	July-Sept.	deep blue	A late garden true blue, foliage slow to appear in spring
Stachys lanata	Woolly Betony	July	light purple	Silvery white, woolly foliage, good for contrast

Medium types for center

(Allow about 18 inches per plant)

VARIETY	COMMON NAME	BLOOM	COLOR	REMARKS
Aquilegia chrysantha, Hybrids	Long-spur Columbine	May-June	yellow, pink, lavender, white	Graceful, delicate flowers; good to cut
Coreopsis grandiflora	Tickseed	June-Oct.	yellow	Rank grower
Eupatorium coelestinum	Mistflower	Aug.-Oct.	lavender	Rank grower, fine for late boquets
Hemerocallis flava	Yellow Daylily	May-June	yellow	Fine lily for cutting, foliage good
H. thunbergi	Japanese Daylily	June-July		
Iris germanica	Tall Bearded Iris	May-June		Excellent foliage, easy to grow, long blooming period
Foster's Yellow			yellow	
Jeanne D'Arc			white	
Pallida dal-matica			lavender	
Iris kaempferi	Japanese Iris	June-July		Comparatively short blooming period, requires much water
Blue Danube			lavender	
Gold Bound			white	
Oriole			red	

VARIETY	COMMON NAME	BLOOM	COLOR	REMARKS
Peonies		May		Plant prominently, foliage fine and lasting
Festiva Maxima			white	
Couronne d'Or			white, yellow center	
Edulis Superba			pink	
Felix Crousse			red	
Phlox paniculata	Jewel Flower	June-Oct.		Hide stems with other plants like Veronica or Eupatorium, most Phlox are fragrant
Mrs. Jenkins			white	
Antonin Mercie			purple	
Thor			red	
Phlox suffruticosa			white	
Miss Lingard			blue	
Veronica longifolia subsessilis	Speedwell	July-Sept.		Good foliage, fine flowers for cutting

Tall plants for rear and for drifting into center

(Allow about 24 inches per plant)

VARIETY	COMMON NAME	BLOOM	COLOR	REMARKS
Althea rosea: Single and Double	Hollyhock	July-Sept.	all colors but blue	Allow about 3 feet, good against fences or garages
Anchusa italica	Sea Bugloss	May-June	blue	Rank growing true blue, effective but not for cutting
Chrysanthemum hortorum	Chrysanthemums in variety as chosen	Sept.-Nov.	all colors but blue	Late bloom allows use of all colors, use early varieties for far north garden, singles also good
Chrysanthemum maximum Alaska	Shasta Daisy	July-Aug.	white	Rank growing
Delphinium Belladonna	Larkspur	May-July again Sept.	blue	Cut back first crop, allow 3 weeks rest, fertilize for a Sept. crop
D. bellamosum			dark blue	A good blending note in garden, airy graceful panicles for boquets
Gypsophila Bristol Fairy	Double Baby's-breath	July-Aug.	white	May be planted singly, allow 3 feet
Aster novi-belgii Capitaine Climax	Michaelmas Daisies	Sept.-Oct.	lavender-blue white	Blooms when true blues are rare
Salvia azurea grandiflora	Great Azure Sage	Aug.-Sept.	blue	

Here is a detailed view of asbestos shingles which are neither too mechanically correct nor too freely artful. This close-up is a section of the roof on the home of Mr. B. G. Royal, Wenonah, N. J.



Roofing the American home



FROM amongst the many excellent roofing materials, choosing one to best accommodate the house is, after all, merely a matter of qualifying along three lines: How much will it cost? How will it wear? What will it look like? And, as with so many other commodities we purchase, these questions are of about equal weight.

As far as cost is concerned—that is simple enough. For, say what you will about this style and that manner, in the last analysis what influences home building more than any other consideration, from foundation footings to chimney caps, is how much money will be required. Durability of the roof is directly linked with the element of cost and varies with it though, of course, not in direct ratio. We must always deliberate on the length of life of a selected material and its upkeep expense. The importance of appearance will be easily realized in noting what a large percentage of the exterior of a house is roof. In many instances it is as prominent as the walls and in many others far more so.

Cost, durability, and appearance concern not only the comparatively thin roof coverings. They are intimately involved with the shape and form, and penetrate to the construction as well. One simple rule will cover these three elements. The roof should ever be as straightforward and ingenuous as the plan and the exterior aspects of the house will allow. The less roof form to cover, the fewer the small

LLEWELLYN PRICE

details (such as dormers), then the less intricate is the framing of timbers and consequently, the more moderate will be the cost. Failures seldom occur on the uninterrupted roof surface but are not at all uncommon at valleys and ridges, around small gables, and where the roof abutts a wall surface. To be avoided then



Flat terra cotta tiles in a wide range of reds complete the picture of this charmingly faithful reproduction of a typical French farm cottage. Frank Forster, architect. Courtesy, Ludowici-Celadon Co.

are unnecessary gables, dormers, chimneys, and other details included for their effect alone as possible future annoyances.

Modern roofing materials have been de-

veloped to render a full dollar's worth of service and it seems that no efforts by the manufacturers have been thought too great to obtain as genuinely a good looking product as possible. Whether your final selection be of wood, slate, metal, tile, asbestos, or asphalt, the resulting roof can prove entirely satisfactory both practically and artistically.

The most characteristic roof of the American home of to-day is that laid with shingles sawed from red cedar of the Northwest, both Canadian and the United States. As with all building material there is variation in quality. The only grade worth putting down is that which has the edge of the grain uppermost. When the grain shows in wide bands, such a shingle is "flat-sawed" and after laying will curl up at the butt admitting the weather; soon the roof will not only leak but rot out. The properly sawed red cedar shingle is, however, an excellent product and those of uniform, high quality are in no way expensive. They may be permitted to weather to a natural color or may be dipped before applying in any of the many beautiful creosote stains. They are also obtainable with the stain applied at the factory in such a manner that the preservative enters deeply into the wood. The deep and rich colors of creosote are of a wide range so that the shingle roof may become completely a part of the color scheme of the house.

If one is not a stickler for archæologi-

cal purity, the sawed shingle may be safely applied to a home of any type, style, or manner. Proper laying taken for granted, the only concern is that the pitch of the roof be not too low, for in such case the moisture from rain and snow instead of spilling to the gutters has an opportunity to penetrate the wood. High winds, too, will have a tendency to raise the shingles at the butt.

Both predecessor and successor, to a certain extent, of the sawed shingle is the hand-split type. It is a practical improvement of much worth which harks back to the original old-time methods of producing shingles. One can readily see that by splitting the shingle block instead of sawing, the grain will be left intact and there will naturally be more resistance to the weather. The modern sawed under-surface renders these shingles more weatherproof against driving rains. Where a roof rich in texture is sought these shingles are particularly desirable, for the roughness of their surface has a pleasantly soft sparkle which contrasts effectively with the shadow line of the thick irregular butts. They are available in the same range of colors as are the sawed shingles and in the natural state weather to a beautiful shade. These shingles are, of course, more expensive than the others and the cost of the roof is still further increased by the necessity of sheathing and paper in place of merely lath as a foundation treatment.

To be really correct, speak of hand-split shingles as "rived shakes." These refer more particularly to the old-fashioned cypress shingles used since the Early American days. After centuries of the pitiless American climate many are still doing yeoman service, as witness for example those on "Home, Sweet Home," where John Howard Payne spent his childhood. Rived shingles are still readily available manufactured in much the same manner as they were years ago. Some are made from logs submerged for long periods in the waters of cypress swamps.

We have come to regard the modern slate roof as one particularly characterized by picturesque decorativeness with much diversity in color, size, and thickness of the units. We forget too often the old, yet not so very old, black slate. An abundance of material from which to select, and improved mechanical methods of production make possible a roof, uniform in both color and thickness of units. Unattractive to many people there is, nevertheless, a substantial and unaffected appearance to the roof which cannot be otherwise than in good taste.

118

The darker shades, deep blue and purple-black, are of course the more desirable.

The importation of French and English rural sources of domestic design demanded harmonizing roofs. Slates quite opposed to our standardized variety seem necessary to complete the picture artistically. While the best materials at hand and the most skilful workmanship were employed in roofing the Old World dwellings, the results, because of primitive methods, were patterns of texture and color always characteristic of true handicraftsmanship. But the emulation of these roofs, so beautiful in their original surroundings, must be very carefully done or the result is one of bizarre tawdriness. Extremely sagging ridges, bilged roof surfaces (which are truly



George H. Van Anda

only the results of old age), can be easily overdone in new work. Slates, too irregularly finished, and size, thickness, and color too greatly varied, may often not only produce an unhappy roof but may mar the appearance of the entire structure. Many sad examples show what may happen with too much enthusiasm displayed, while many others demonstrate how a handsome job may be obtained with the same material.

Textured slate is expensive. Each roof requires a separate specification to describe adequately what is wanted. Two general divisions may, however, be made. The heavier and more costly will run up to two inches in thickness, though seldom there will be opportunity for greater than one inch in domestic work. Purples, reds, buffs, and blues of varied shades may be


blended to produce a richly colored tapestry of slate, especially effective.

A medium grade slate, much less in thickness but heavier than the standard commercial black, is obtainable in hand-worked shapes. The color when new is nearly uniform but, after exposure, weathers to deep shades of purple, blue, and buff. It is far cheaper than the heavier selected type and for the house of moderate cost it is worth investigating.

Roof tile manufacturers, as with the producers of other burnt clay products, seem to be endowed with an unusual amount of good taste. Of the many types available the greater majority are truly artistic. Flat tile with either a smooth unworked surface, or with variously molded texture, including one emulating the many years' growth of moss and lichens, readily lend themselves to homes deriving their inspiration from England, France, Italy, or Spain. Houses influenced by the latter two are, of course, commonly associated with the half round tile and these also may be readily obtained with the same variety of interesting surfaces. It should be understood that there are no architectural limitations in the employment of tile, except possibly in one instance. Natural colored tile does not seem to adapt itself to the clapboard Colonial. This natural color is red and the introduction of foreign color, though often successfully done, seems, somehow, to introduce a false note.

Metal roofs have for many, many years proven their great worth. Houses and public buildings in France and in England retain copper or lead roofings now centuries old; in this country we have used copper and tin for the same purpose. The flat decks of Independence Hall and many of the old churches in Philadelphia are covered with tin. This metal is especially well suited to smaller Colonial homes; and many of the old Pennsylvania farmhouses, as well as the more imposing Georgian manor houses, show how very desirable it can be. When covered with red deck paint, the roof soon mellows to a rich deep tone, which harmonizes splendidly with brick and stone and contrasts beautifully with pure white walls. The durability and freedom from upkeep, except in cases of tin which requires periodical painting, and the protection from fire are the obvious virtues of metal roofing. There is, of course, no limitation as to the flatness of the roof pitch. We can now, fortunately, amply insulate against the heat penetration so often associated with metal roofs. The joints or seams by which the sheets of the metal are fixed

[Continued on page 128]



Let's get some good grapes this year

LEONARD BARRON

THOUGH a multitude of arbors support a multitude of grape vines, in a multitude of gardens, it is unfortunately too true that a large proportion of the multitude does not yield good bunches of fruit. Part of this is because often the vine is planted in a darkened obscure corner of the place where rarely any sunshine falls, or maybe even none at all. To have good grapes, direct sunshine is a prerequisite. There is the possible answer for some failures. True there are other answers too.

The grape vine needs to be nursed into good behavior. It will grow more or less in almost any position, but if it is fruit you want and not mere shade, you may just as well have its fruit good; and good fruit is the product of a little attention, and only little. Chiefly it is one of training and pruning. Remember always this one cardinal fact. The grape

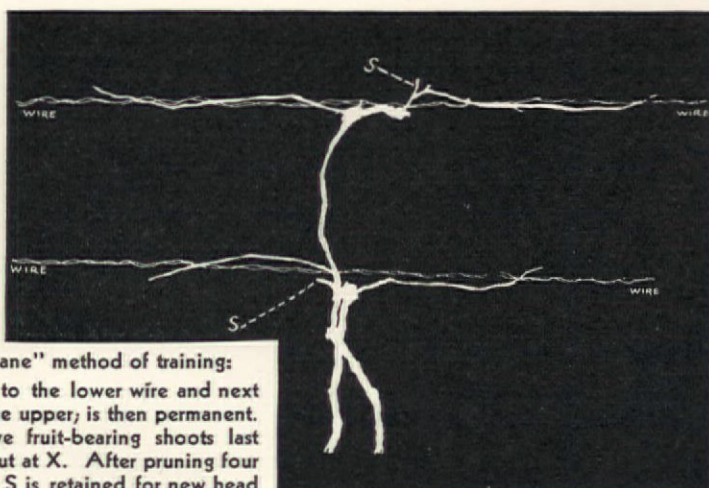
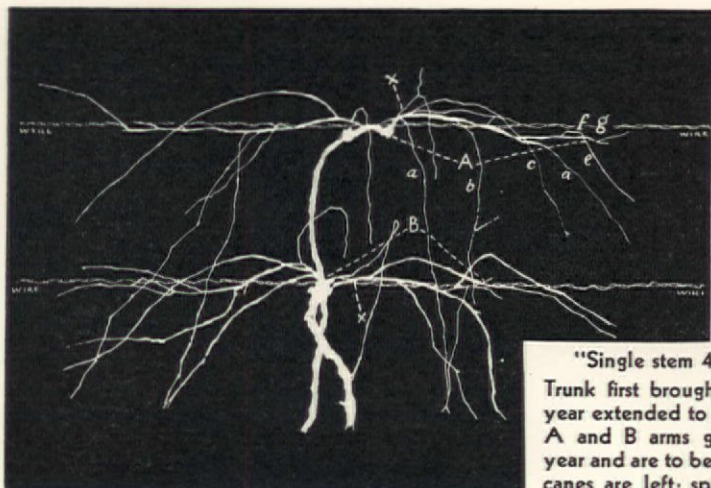
vine bears its fruit from the new lateral shoots on a cane produced on the previous year's cane. Consequently, the principle of pruning, apart from any method of training, is to cut out each year the canes or wood that bore the fruiting laterals of the previous season, thus there is a constant renewal each year and potential fruit bearing cane is allowed to grow for the following year's harvesting of crops.

Though this may sound somewhat obscure, it is in fact not at all complicated and, indeed, it is not unlike the principle of pruning as is applied to the Climbing Rose. The various methods of training according to the style of trellis or support may be important from the commercial growers' point of view, but in the average home garden, the grape vine is used for draping on a trellis or about an arbor, just as much as it is for fruit. The Kniffin method of training which is illustrated below, is quite similar to the ordinary arbor system. The renewal canes of each year let the fruit laterals droop down and on them the bunches of fruit are formed. The training method is of no concern with us; merely the matter of pruning to get rid of the old fruit wood. Retain the new growth that was made last year to bear this crop from its drooping branches and arrange, at the

same time, to allow for space for the new renewal cane which will bear the burden of fruit in the year following.


Do the pruning as early as possible. The bleeding or weeping of early pruning is not as serious as it looks. But pruning after the sap begins to flow may be bad. On the other hand, do not prune when the wood is frozen, simply because it is too brittle and breaks too easily. Much can be accomplished by pruning later on, provided it is not overdone or else do it in the late days of spring. Pruning, thinning out of the encumbered masses of old wood in somewhat neglected arbors and trellises is our concern of the moment.

The grape needs good feeding. A wheelbarrow of rotted manure would be an adequate supply when newly planting vines. Afterwards use a good commercial prepared plant food liberally and water freely. In addition, if planting anew, select good reliable strong-growing varieties. Some are better than others. Salem, Lindley, Niagara, Portland, Diamond, Concord, Warden, Agawam, can hardly fail. Delaware is finicky, but Caco is certainly worth trying, although it would take intermediate rank when it comes to vigor. It is especially important in the garden of limited space to select varieties that are really dependable. Then give them the proper attention.



"Single stem 4-cane" method of training:
Trunk first brought to the lower wire and next year extended to the upper, is then permanent. A and B arms gave fruit-bearing shoots last year and are to be cut at X. After pruning four canes are left; spur S is retained for new head

How to select seeds for good vegetables



Why waste space in the small garden by growing poor types of vegetables? If space is quite limited, your list should be extremely selective

YOU can consider vegetables in three groups: 1 those that *should* be in every garden, 2 those that are *desirable*, 3 those that are *superfluous*. In the last group, before a garden club audience, I included parsnips. The host of the evening retorted: "But I like parsnips!" And there you are!

The quantity of seeds required to provide certain crops depends entirely upon individual likes or dislikes of certain vegetables plus the space you can devote to the food garden. The amount of work you are willing to do is also an important factor.

Supposing that you have a hotbed, meaning a frame 3 x 6 feet with a glass sash to cover and manure in the bottom to generate the heat. You can then sow seeds quite early. Such vegetables as Cabbage, Cauliflower, Brussels Sprouts, etc., should be sown in the hotbed about March first. But, in the small home garden it is more economical in the long run to spend a dollar for plants than to spend thirty cents for seeds and fuss with seedlings for two months or more.

The "made-to-order" vegetable gardens offered as "collections" in some catalogues are designed to make ordering easy for the beginner. But while affording certain advantages, including price savings, they also have limitations. Hardly two families are equally fond of the same vegetables. Again, there are space limitations.

A supply of seeds for a good sized vegetable garden in Ohio, Illinois, or Kansas may be bought for a dollar. Such a garden may hold Cucumbers, Melons, Squashes, and other spreading plants because the garden area permits. There is

ADOLPH KRUEH

no room in the average Eastern food garden for such "space eaters." Plots of only 25 x 40 feet had best be devoted to growing several crops of *really fine* vegetables such as are seldom found on the market.

The essential vegetables for the average small vegetable garden, taking 25 x 40 feet as a basis, would include only nine kinds, ordering quantities as follows:

- ½ lb. Bush Beans, stringless green or yellow podded
- 1 pkt. Sweet Corn Golden Bantam
- ½ oz. Beet, early
- 1 pkt. Swiss Chard Lucullus, for greens
- ½ oz. Radish White Icicle or Rapid Red
- 1 pkt. Parsley
- 1 lb. White Onion sets
- 1 doz. Late Cabbage plants
- 1 doz. Early Tomato plants

This list will call for about a dollar investment in seeds and another dollar for the last three items. The late Cabbage plants can be planted where the green Onions grew in the spring from sets. Early Tomatoes are suggested because after the middle of August the market provides the general crop very cheaply.

If the garden dimensions can be stretched to 30 x 50 feet, space also becomes available for the following additional list:

- ½ lb. Lima Beans, Bush or Pole
- ½ oz. Beet Early Model (midseason)
- 1 pkt. Carrot Chantenay
- 1 pkt. Onion Southport Yellow Globe
- 1 pkt. Turnip Purple Top White Globe
- ½ oz. Lettuce All Season
- 1 pkt. Sweet Corn Howling Mob (midseason)
- 1 pkt. Cucumber Davis Perfect
- 1 pkt. Squash Cocozelle Bush

These items would call for an additional outlay of another dollar. The

combination of above two lists should provide a sufficient amount of vegetables for a family of four, between early June and the end of September, counting July a vacation month when the family is away.

Just what should be planted in a family garden of larger dimensions becomes purely a matter of personal preferences. A family very fond of greens and salads might set aside a good sized patch for such crops as Endive, New Zealand Spinach, Lettuce, Broccoli, Swiss Chard, Celery, and Cabbage. A package each of Cabbage and Celery seed and 1 ounce each of the balance will provide greens in abundance.

There is hardly room for Peas in any garden smaller than 75 feet square. To be able to pick a mess of pods to yield a quart of shelled peas, requires about 60 feet of row. That much space should be devoted to each of three varieties such as Market Surprise (early), Thomas Laxton (second), and Potlach (late). A pound of seed of the early and two pounds of each of the other two will prove sufficient.

I have already referred to Parsnips as superfluous. The same attitude may be taken toward Salsify, Peppers, Egg Plant, and other vegetables of kinds not eaten frequently. On the other hand, an extended Sweet Corn program might be worked out whereby this delightful delicacy might be enjoyed over a period of several months. This can be accomplished in two ways: You can make repeated sowings of an early variety between the middle of May and end of June or you can sow varieties maturing in succession. My choice of varieties for the latter pro-

[Continued on page 134]

Don't let your house run down



ROOF COATING

In this column, in the November issue, reference was made to a compound for closing leaks in a wood shingle roof. A number of readers have asked for further information—the name of the compound, and where it could be obtained.

This is asphalt in a paste form, mixed with asbestos fibers. In use, the asphalt sinks into holes and cracks where the asbestos fibers hold it and keep it from dripping. The compound has the general name of asphalt-asbestos roof coating; it is made by many manufacturers, each under his own trade name.

In this connection, it should also be said that there are compounds of asphalt without the asbestos for the rejuvenation of prepared shingles and roll roofing that through exposure have become dry and brittle.

CLEANING A BOILER

"I have just been looking through the upper doors of my steam boiler, and saw a good deal of soot and black dust inside. Does this make any difference? Should it be cleaned out?"

That coating of dust is costing you money in wasted fuel; it is preventing the full heat of the fire from passing to the water. You should clear it away, and repeat the cleaning once or twice every month, working through the clean-out doors in the back as well as in the front. If you have not the necessary tools you should get them—a hoe-like scraper and a steel brush, both on long handles. When the fire is low, open the damper in the smoke pipe and close the check damper that is between the boiler and the chimney. Begin at the top, first with the wire brush to loosen the deposit and then with the scraper to push it to where it will drop to the next level, finally getting it to the fire and the ash pit. Hard patches should be knocked off, just as carbon is removed from the cylinder head of an automobile engine. With the boiler clean inside, heating will be quicker, fuel consumption less.

In the belief that many home owners are interested in the upkeep of their homes, Mr. Roger B. Whitman, expert and authority on home upkeep, is conducting a home owners' service for all readers of *The American Home*. Address inquiries to Mr. Roger B. Whitman, care of *The American Home*, 244 Madison Ave., New York. The following questions and answers have been culled from Mr. Whitman's correspondence with readers

A SEWER BACKS UP

"In a heavy rain, the sewer sometimes backs up through our cellar drains. Can this be stopped?"

Yes, with what is known as a check valve, which permits a flow in one direction but not in the other. It is installed in the house sewer pipe in the cellar.

CLEARING SLUGGISH

DRAINS

"What is the treatment for sluggish drain pipes? My kitchen drains are rather long and laid with little fall; they are inclined to clog. What will dissolve grease and lint without injuring the plumbing?"

There is no practical method of dissolving lint and similar obstructions, but they will be carried away through the removal of the grease. Make a solution of one pound of caustic potash in three quarts of water; pour liberal quantities into the drain pipe, boiling hot. If you have difficulty in getting it, use one of the commercial preparations. Do not make the mistake of using caustic soda, for this will convert the grease into an insoluble soap.

MORE HEAT WITH PAINT

It is curious, but nonetheless true, that the heat thrown off by a radiator will depend on the kind of paint with which it is finished; that with an oil paint finish a radiator will be about one sixth more effective than if it is painted bronze or aluminum. Part of the heat of a radiator is picked up by the circulation of air through and between its sections; the rest is thrown off as invisible rays that are warming to anything that they strike. It is these waves that are affected by the finish; they are more plentiful with oil paint than with a paint that is metallic. In refinishing, metallic paint that is on firmly need not be removed; oil paint can go on top and have its full effect. The result in the production of heat will be much the same as replacing a six-section radiator with a seven.



Make your home look new
with "Collopakes"
Modern Colors for Every Paint Use

Residence at Maitland, Fla. D. Harold Hair, Architect, Winter Park, Fla. Cabot's Old Virginia White Collopakes on shingle and brick walls.

JUST as lacquers marked a new era in finishing automobiles, so Cabot's Collopakes (for every paint use) mark a new era in the finishing of homes.

The patented Collopping Process gives these modern colors automatic freedom from brush marks and non-fading qualities that impress everyone who uses them. The gloss colors stay glossy out of doors. The greater covering power makes Collopakes go further and cost less. They will make your house look and stay like new.

Cabot's Collopakes

For Every Paint Use

Made by the makers of the famous Cabot's Creosote Shingle and Wood Stains, which will restore the appearance of your shingles with their soft clear colors and add years to the life of the wood with their genuine refined creosote, "best wood preservative known".

Samuel Cabot
Inc.
Manufacturing Chemists

141 Milk Street, Boston, Massachusetts

Please send me full information about Cabot's Collopakes.

Name.....

Address.....

And NOW .. Old-fashioned
NOODLE SOUP
 by Heinz ..



HERE is noodle soup that you'll relish to the last delicious spoonful! In a savory broth that is rich with flavor, you'll find tender pieces of chicken meat, and plenty of delicious thin-cut noodles. No thin, diluted "canned soup" taste here! Heinz chefs "brew in" the nourishing goodness by slowly simmering the ingredients in small kettles—the good old-fashioned home way.

Nothing whatever has to be added. Each variety comes to you fully prepared—perfectly seasoned—ready to heat and serve. Save yourself expense and effort by serving Heinz soups frequently. On cold winter days no dish is more appetizing and nourishing—particularly for the

children. Your grocer has a whole shelfful of these tempting varieties of soup. Order an assortment now and keep them on hand. Heinz gives you full value in quality and quantity for every cent you pay.

H. J. HEINZ COMPANY
 PITTSBURGH, U. S. A.
 TORONTO, CANADA · LONDON, ENGLAND

**SOME OF THE NEW
 57 VARIETIES**

VEGETABLE · BEEF BROTH
(With 13 Vegetables) (Scotch style with Barley, Vegetables and Meat)

CREAM OF GREEN PEA
 MOCK TURTLE · PEPPER POT
 CREAM OF ASPARAGUS
 CREAM OF TOMATO · NOODLE
 CREAM OF CELERY

HEINZ
homemade style
SOUPS

Cupboard stocked
 and ready for anything!

[Continued from page 111]

pretentious menu, but one with a definite masculine atmosphere, open canned frankfurters and sauerkraut, or one of those all-in-one Italian meals with a macaroni or spaghetti base. Take your choice of spaghetti combined with mushrooms or macaroni shells mixed with chicken à la king. There is a ready to serve Boston corned beef hash and it is surely good. It has a moist delicacy and, dressed with poached eggs and a few curls of bacon it suits the men folks to a "T."

If your guests stay late, follow up the dinner hospitality by serving something around ten or eleven o'clock. Something that "just hits the spot" after a heavy dinner may be one of the sparkling beverages. Serve it from the bottle, men like to pour their own, and have enough variety on hand that you can give a choice. May I suggest for a mixed group grape juice and gingerale, half and half? Serve it with cookies, one or more of the snap family will do. Gingerale and beer are best accompanied by pretzels, potato chips, or crackers spread with cheese or one of the many fish pastes.

Men as a rule have a puckering yen for sardines. An easy little number combines smoked sardines mashed with just enough creamed butter to make the mixture spread. Season with paprika and lemon juice and serve sandwich style between soda crackers with a tangy relish. For a heartier combination, mash a cupful of canned beans with a tablespoonful of horse-radish. One tablespoonful of chopped sweet pickle will blend its goodness wonderfully with two tablespoonfuls of peanut butter. Horse-radish creamed with butter and spread on toasted whole wheat wafers is better than excellent. Two tablespoonfuls of butter to one tablespoonful of horse-radish gives the right blend.

It's a heart warming custom to have folks in for a snack after an evening out. It's a proud feeling to say without a worry or a thought, "Come to our house for a little bite," and to know in your heart it will be a little supper worth talking about. Suppose you serve shad roe, brown bread, canned figs, and coffee. Shad roe in tins is one of those delicacies that can scarcely be told from the fresh. Dipped in seasoned flour and well browned in bacon fat, it

is a palatable eyeful. The slices of bacon, be it said, are removed but carefully kept hot to garnish the roe. For a masterful touch serve lemon butter with this dish made by blending one tablespoonful of lemon juice, two of butter, and one of parsley chopped fine, fine, fine. Cut the brown bread in paper thin slices. This too, you know, comes from a tin. Canned figs, mellowed in their thick syrup, are a palate caressing dessert.

On a cold winter night, clam chowder richly thick with succulent soft clams is a brilliant period to end a happy day. As you open the can there rises from it the salty aroma of the sea. Don't forget rarebit, that sure relief to savage appetites. This comes ready without waiting for the cheese to melt.

Why bother with toast? There is a new pastry square ready to serve under all sorts of creamed dishes. It is composed of layer upon layer of paper-thin crust



and comes in air-tight packages six for 15 cents. They keep indefinitely. Each biscuit can be split with a sharp knife into a many layers as desired. Try sandwiching with a chopped canned fruit for a speedy shortcake.

A chop suey supper is a surprise to spring on the crowd. Open a can of prepared chop suey and heat. With it serve bean sprout marinated in a French dressing and of course hot tea. A few crunchy canned noodles to eat in the fingers like potato chips have a nice way with this little repast though a Chinaman would sniff serving good noodles in such a fool manner. For a fine finish serve still more tea and pass prepared ginger or limes with toothpicks for handles.

Something sumptuous is tuna fish, with a few chopped mushrooms and pimientos and serve it in a ring of hot fragrant potato chips. Add to the menu a bowl of well chilled brandied peaches and some thinly sliced dark fruit cake and you have food for the gods.

Afternoon callers are always impressed when a hostess can pro-



duce on the moment eye filling, palate clutching little tidbits with the fragrant cup of tea. This means cookies on the shelf, for the cookie jar has served the teapot through the centuries. The assorted package is sure to please with its varied choice. There are two special tea biscuits, English style, on the market, sweetened and very crisp, small and rectangular, whose size fits them for an active social career. The sugar wafer family answers the tea sweet question to perfection. One novelty is built sandwich fashion. A three-layer diamond cake put together with chocolate and almond cream. For a richer tea cookie try some of the sandwiches. These include fillings of cheese, sugar butter, figs, marshmallow, strawberry, peanut butter, and minceless mince meat—any one of which spreads smiles of satisfaction.

Have on hand some cinnamon and sugar which comes ready mixed nowadays, a decided convenience. Cream with butter and spread on crackers then toast for a moment under the broiler flame. Maple cream spreads well on ribbons of bread and so does chopped ham spread. Blend confectioners sugar and any canned fruit juice, orange, let's say, for a tea time special, using it to frost little crackers or rings of bread. Tinned cranberry sauce and cream cheese is a palate caressing combination when spread on crisp salty crackers or wafers not too sweet.

Lady take heart, you don't have to be born a cook to be a clever hostess, not in this day. Cultivate the virtue of forehandedness and stock the emergency shelf to stand any company siege. For, after all, hospitality is merely the reflection of a peaceful state of mind.

Take it from a towel!

[Continued from page 94]

moons, may be purchased cut and packaged, of course; if some of these attractively supplement your decorative idea, you may save yourself a great deal of labor.

Towel motifs that intrigue may not adapt themselves so well to reproduced paper patterns for wall decoration, but suit fabric appliques much better. For instance, dainty floral patterns taken from towels may be used to trim the flounces of a bathroom dressing table or be applied to shower curtains. One who has had a little art training may find it not too difficult a matter to cut smart stencils for use in decorating bathroom or kitchen walls. And thus may a "commonplace" household necessity become the keynote from which a really fascinating scheme evolves!

But there is nothing commonplace about the new towels. As we have emphasized before, they are characterful, charming. They recognize new trends in decorating, even more than many other housefurnishings. This season they are featuring white extensively; Victorian suggestions, in bowknots and plumes; sporting motifs, fish, and flowers. Blues are brighter. Maize is lovely. Jade has smart spunk. Orchid and peach are for sweeter schemes. For the kitchen, towels that feature fruits and vegetables have something to suggest.

Child training 2000 years new

[Continued from page 113]

psychiatrists, and psychologists but they accomplished the maximum with the minimum of assistance. Earnest thought was the master of their administration to their children. They realized the importance of the proper training of future citizens. They were not blindly jumping at conclusions when they adopted Plato's teachings of the training of the young. It was only after careful study and a thorough try-out of Platonian theories that they were willing to adopt many of the fundamental methods that we are employing today.

Child training, education, psychological care from crib to college—we are striving for perfection in all these lines. What do we mean by perfection? In the enjoyment and enthusiasm of our strivings will we lose sight of our purpose? Will the pendulum swing us so far by our goal that we will of necessity be forced to suffer a rebound? Time alone will tell. If history is to repeat itself the answer is yes. In the mean-

[Continued on page 128]

She complained to the plumber...

but the plumber blamed her




Here it was again! Drain pipes clogged—bathroom out of commission for hours—irritation, inconvenience—and another repair bill! "Why should this happen?" she complained. "Why—"

"But, Madam," he interrupted, "look at this sediment I've taken from the trap! It's the kind of cleanser you use on your sink and tub! Naturally, coarse gritty material will collect in and clog your drains and pipes. Have you ever tried Bon Ami?"

No, she had not. So he told her, "Bon Ami doesn't clog drains. It's a fine powder that removes the dirt—and then washes away instantly!" He could have added that Bon Ami is best for bathtubs, sinks, tiling, etc. ... that Bon Ami is odorless ... and that it never reddens your hands or mars your fingernails.

BON AMI Doesn't clog drain pipes

Copr. 1933, The Bon Ami Co.



...an economical *Cake*, a handy can of *Powder* and a *de luxe Package* for Bathrooms

The AMERICAN HOME PANTRY SHELF

SHREDDED WHEAT
THE HOME OF SHREDDED WHEAT
E. QUAKER

HEINZ
NOODLE SOUP

WRIGHT'S
SILVER CREAM
POLISH

The
AMERICAN HOME
 Introduces
 and Recommends
HEINZ SOUPS
to The
AMERICAN HOME
HOUSEWIFE

Previously introduced
SHREDDED WHEAT
in the November issue
WRIGHT'S SILVER CREAM
POLISH
in the December issue

Kitchen Cabinet through Courtesy of Hoosier Mfg. Co.

STUDY INTERIOR DECORATION AT HOME

FOUR MONTHS PRACTICAL TRAINING COURSE

Authoritative training in selecting and assembling period and modern furniture, color schemes, draperies, lamp shades, wall treatments, etc. Faculty of leading decorators. Personal assistance throughout. Cultural or Professional Courses.

Home Study Course

starts at once: Send for Catalog 12F

Resident Day Classes

start Feb. 1st: Send for Catalog 12R

NEW YORK SCHOOL OF INTERIOR DECORATION

578 Madison Avenue, New York City

ECHO BRIDGE CURTAINS

Yours for the asking . . .

... a generous sample of lovely NU-TONE Marquisettes

You'll love the gossamer transparency, and the shimmering lustre of these charming flat or ruffled curtains with or without ruffled valances.

Samples of our regular NU-TONE MARQUISETTE M 176—and of M 76, a new weave with heavier thread that is particularly lovely—are also yours for the asking. Then when you decide on the curtain styles and lengths you want, you can buy right from the sample at your favorite store.

MARTIN MANUFACTURING CO.
Established 1897
Boston, Mass. West Newton P. O.

ENDS CALLOUSES

They Gently Fade Away
Corns and Callouses yield at once to the wonderful medication in this thin, comfortable adhesive fabric. You walk, play, dance in comfort. No more nagging foot pains. This soothing **Medicated Adhesive Surface** absorbs all hard growths without injury to healthy tissue. Antiseptic, healing. Big spot, 60 square inches. Send \$1.00 and if not satisfied after trying get full refund.

COMFITAPE LABORATORY
Box A-10 Burlington, Vermont

MEDICATED Comfitape

MAKE A BEAUTIFUL PUFF BRAID RUG 2.95


"Easy to Do"

Mixtures—with blue, brown, red, green or black predominating. Box for 24" x 36" rug, \$2.95; 24" x 48" \$3.95; 30" x 60" \$4.95. Leading stores or direct—parcel post collect.

Puff Braid Rug Corp., Dept. H, 290-5th Ave., New York

do you know how to blend the old with the new furnishings? *The American Home* will help you do it successfully! \$1 a year. Address, Garden City, N. Y.

New and handy things for American homemakers



Vegetable grater

Now you can grate vegetables without scraping your knuckles, for with his efficient new grater you may cut the vegetables as you wish without any contact between the hands and the food. Completely foolproof, just se-

lect the proper disc, and you may slice, shred, mince, or make uniformly perfect French fried potatoes with the jumbo disc. The vege-grater and the four discs, postpaid \$1.45, W. G. Lemmon & Co., 820 Madison Ave., N. Y. C.

Broil on top of your stove



With this Dandy Broiler, you can broil a whole mackerel or a steak, but its especial appeal to us was its convenience in broiling bacon when one does not want to scour the large stove broiler for a few pieces of bacon in the morning. Price \$3.95 postpaid, manufactured by the Dandy Broiler Co., 64 W. Randolph St., Chicago, Ill.

An efficient can opener

This can opener leaves no jagged edge and is easy to operate. It is made of aluminum with a Bakelite molded knob on the handle. A very efficient tool. The price is \$2.75; from the Aluminum Cooking Utensil Co., New Kensington, Penn.



WRIGHT'S SILVER CREAM
Keeps ENAMELED REFRIGERATORS and GAS STOVES clean.

Send for free sample jar
J. A. WRIGHT & CO INC.
3 Emerald Street, Keene, N. H.

KNITTING WOOL

Novelty Yarns for Suits. Zephyrs, Bouclé, Saxony, Shetland Floss, Rug Yarns, etc. Priced Card of 400 Samples Free. Prompt Mail Service.

COLONIAL YARN HOUSE
1231-K Cherry St. Philadelphia, Pa.

Special Low Prices NOW! You Can Still Save \$500.00 or More

READY CUT Sterling HOMES

Complete Modern Homes only \$416.00 to \$1695.00

Only 25¢ for Full Color Catalog

INTERNATIONAL MILL & TIMBER COMPANY
Dept. 2-3 Bay City Michigan



Screens that roll up and down—like a window shade!

Is your home still marked with the crudity of ugly, troublesome, light-obstructing, old-fashioned screens? Why not sweep their shortcomings out of your life—with Rolcreens of Pella?

A touch of the finger and Rolcreens roll up, automatically, onto hidden rollers—out of the way and sight. A pull and they're on duty.

Rolcreens are permanent. No annual putting up and taking down.

Rolcreens clean themselves each time they're rolled. No soiling of breeze-blown draperies.

Rolcreens do not mar the beauty of windows, nor shut out ten to twenty per cent of the light, as do wide-framed, flat-type screens.

Rolcreens are durable. Made of special electroplated "Alumina"—strong, clear-vision wire cloth that will outlive their TEN-YEAR GUARANTEE.

Any size or type window—casement or double-hung—can be easily Rolscreened—inside or outside. Fifteen patented features make Rolcreens of Pella the most efficient rolling screens on the market. And their years of wear make them the most economical in the end. Time payments, if desired. Mail coupon.

ROLSCREENS

OF PELLA

ROLSCREEN COMPANY, 623 Main Street, Pella, Iowa

Send illustrated booklet describing beauty, convenience and utility of Rolcreens.

Name _____

P. O. Address _____

Take Your Choice at Fifty-Five

A Life Income of \$200 a month

OR

\$31,720 Cash

Subject only to evidence of insurability, and in accordance with Company limits, you may have the additional choice of

Paid-up Life Insurance of \$20,000 and \$20,400 Cash

OR

A Paid-up Life Insurance Policy of \$56,020

A John Hancock \$20,000 Retirement Fund Policy will make the above choice possible for you.



John Hancock Inquiry Bureau

197 Clarendon Street, Boston, Mass.

How much will it cost me annually to receive the above benefits when I am 55?

I was born.....

Name.....

Street and No.....

City.....State.....

A. H. 2-33

Garden facts and fancies

Whether the plant is made for the garden, or the garden for the plant may be a nice question for debate; but that a better garden is achieved when better plants are put into it seems self evident. And the world has made progress by leaps and



bounds of recent years. Now, what I want to know is just what among the newer introductions have really won out after a fair trial last season. What can you tell me about your plant experiences? And will you?

TO CERTAIN persons' minds certain special groups of plants make a peculiar appeal; and curiously enough there seems to be a wave of popular interest that spreads across the country at one time. We saw the Cactus wave rise and wane and rise again. Then the Sedums. For a while anybody with any pretense to "advancement" in garden craftsmanship grew Sedums and exhibited them at the local club show, and goodness knows there was enough confusion among them to cause no end of discussion. Then Dr. R. Lloyd Praeger came to the rescue with his monograph published by the Royal Horticultural Society of England. That stimulated a further activity so that there was more confusion than ever among the populace as to which was what. Now there is a similar group of plants, the Houseleeks, or Sempervivums, concerning which Dr. Praeger has issued through the same source a similar review in an effort to simplify what he describes as the most confused group of plants in cultivation. So for those of you who like to solve puzzles, the puzzle of the Houseleeks will offer constructive and consistent puzzlement. The answers will be found in Dr. Praeger's monograph.

That grand old horticultural society maintains its leadership in good works. Not only in publishing such studies as those of Dr. Praeger but in instituting "conferences" which means the gathering together of all the available thought on a given subject. This year (in July) Lilies will be the subject, which might be enough inducement for the Lily-minded gardeners of America to journey to London next summer.

Once dabble among the Lilies and you have as fascinating a subject as any one group of garden plants provides, with the added satisfaction of great glories in the flowers themselves. Recent available books on Lilies have been American. Mrs. Fox's *Garden Cinderellas* (who would suspect that of dealing with Lilies?); Marshall's *Consider the Lilies*, and Craig's *Lily Culture*, the classic predecessor of course being the English Wallace's *Handbook* and the famous and now rare monographs of Elwes and Redouté. But we are still gathering Lily experience and

Edward Barron

Americans are fostering careful study into the causes of certain mystifying diseases to which the family seems heir. Some people seem to think it is merely a matter of raising our own bulbs from seed. There are likely to be other factors involved, however.

A remarkable Lily

There have not been many hybrid Lilies, and so far they have been the crossing of two species which has kept the channels of study fairly open, but complications loom ahead. Trispecific origin is claimed for the one shown herewith, the photograph being kindly contributed by Mr. A. Simmonds, Secretary of the Lily Committee of the English Society. It is said to have been obtained by cross-



This is the new hybrid Lily combining for the first time three different species

ing *Lilium willmottiae* with a hybrid between *croceum* and *davidi*. The plant attains a height of over six feet and bears large orange-scarlet flowers freely marked with dark chocolate dots. The credit belongs to an amateur, Mr. J. E. H. Stooke, of Hereford, England. During the past year or two there has been a great extension of interest in Lilies, and already the first Year-book devoted to Lilies and the allied genera has been published.

Another rock garden book

Yes, yet another, but something different. Mr. Ira D. Gabrielson has written what comes pretty near to being a classic, in *Western American Alpines* (Macmillan). Associated with the Biologic Survey which took him rambling over the crags and through the upland meadows of the Western country, he has made an intimate close hand study of the rich native alpine flora of that region. Its worthwhileness to the garden is only just beginning to dawn upon us, yet here is something really worth while, a chance to give a new expression to that ever increasingly popular fashion of rock gardening. The more the American garden can use the American plant, the better; then we will be creating something characteristic.

The greater part of Mr. Gabrielson's book is devoted to description of the plants, fascinatingly, even charmingly presented. The rest of the book is in two parts; one describing the Cascade country, the other deals with the making of a rock garden; and that itself is almost the best thing of its kind that I have read. Some flavor of Mr. Gabrielson's way of chatting about his plants and their use, will be found in the coming March issue of *THE AMERICAN HOME*. In this article he develops very helpfully, the thought of getting later flower into the rock garden. Indeed, the complete collapse of color at the height of summer is the chief drawback to the rock garden. After a brilliant outburst of color in spring, what an emptiness! Perhaps it is this very thing that helps the association of the lily pool, for as rock garden color wanes, the water garden takes up the activity.

The Wallflower and the Old Maid!

It may seem like an association of ideas, but it is really only a whimsical coincidence that they're found together on Page 107 of Dreer's 1933 Garden Book!

There are 210 pages of authoritative facts in this "Book of the Year" for amateur gardeners. And, of course, flower lovers who can read between the lines will find many delightful fancies, too.

The Garden Book is free on request to those interested in vegetable and flower seeds, roses, perennial plants, etc.

HENRY A. DREER

Dept. D 1306 Spring Garden Street
PHILADELPHIA, PA.

DREER'S

That Garden of Yours Some Timely Considerations



Reg. U.S. Pat. Off.

IF YOU are saying to yourself that more than likely this year you must cut down a bit on your garden expenditures, then here's a timely thought.

Cut down by all means if necessary. But at least add a few of the choice, newer things, of which our catalog shows so many.

Not the flashy novelties, mind you, but the tried and proven

new developments that will bring so much to both you and your garden.

All of them are attractively priced for easy buying, as are all our hardy plants and rock plants.

Quality is every bit as high as ever. Prices more attractive than ever. Send for catalog. You will find it so much more than just a catalog.



ALPINE GENTIANS

Try some of the Alpine Gentiens, especially this lovely blue-clustered one called Septemfida. Grows 9 to 12 inches.

\$1.40 for 3
\$4. per Dozen
\$50. per Hundred

Wayside Gardens

12 Mentor Avenue, Mentor, Ohio

AMERICA'S FINEST PLANTS AND BULBS

HENDERSON'S

Special FREE OFFER

1933 SEED CATALOGUE
AND 25c REBATE SLIP



Mail the coupon and we will send you free of charge "Everything for the Garden." Henderson's new seed catalogue, together with the new Henderson 25-cent rebate slip.

"Everything for the Garden" is the title of our 1933 catalogue. It is a beautifully illustrated book with 32 full-color plates and hundreds of illustrations direct from actual photographs of the results of Henderson's seeds. It offers many special collections of vegetable seeds arranged so as to give a continuous supply of fresh, crisp vegetables throughout the summer, and collections of flower seeds especially arranged for harmony of color and continuity of bloom.

It is a complete garden book and should be in the hands of every lover of the garden beautiful or bountiful. Clip the coupon now!

The Henderson Rebate Slip, which will be sent with every catalogue where the coupon in this advertisement is sent us, will be accepted by us as 25 cents cash payment on any order of two dollars or over.

For 86 years, HENDERSON'S TESTED SEEDS have been the standard. Year after year, our constantly improving methods have enabled us to maintain our supremacy among American seed houses. The initial cost of your seeds is the smallest item in your garden's expense, and it is of advantage to plant seeds of recognized quality from a house of reputation and standing.



FILL OUT COUPON AND MAIL

Send me your 1933 Catalogue together with rebate slip as advertised.

Name

Address

City State 35

PETER HENDERSON & CO.

35 CORTLANDT STREET NEW YORK CITY

Harris' 1933 Catalog

All The Newest and Exclusive Flowers Of Outstanding Merit

It tells you about our Merit Selection of 1933 American and European New Flowers and our exclusive Introductions.

You Can Get These and Many More New Flowers

- | | |
|-------------------------|---------------------------------|
| Double Sweet Scented | Exclusive |
| Nasturtium | Harris' Orange Prince Hollyhock |
| Guinea Gold Marigold | Harris' Hardy Carnation |
| Annual Canterbury Bells | Harris' Monarch Delphinium |
| Venidium Fastuosum | Autumn Glow Snapdragons, etc. |

Send for Catalog Today—It's Free

And offers only the best varieties for your garden, for every flower and vegetable listed has been approved for the catalog only after being tried under normal conditions in our own garden.


Buy with confidence. Harris Seeds are Fresh and Vigorous. The percentage of vitality is marked on each package. For over 60 years critical gardeners have chosen Harris Vegetable and Flower Seeds because of their dependability and high quality.

JOSEPH HARRIS CO., Inc.
R. F. D. No. 7 COLDWATER, N. Y.



NOVELTIES OF 1933

To Surprise and Delight You and Your Friends This Season



Calendula Sunshine

ANCHUSA ITALICA Feltham Pride—Plants compact, eliminating the straggly habit of the Dropmore variety. Bears larger flowers of an even brighter blue. Pkt. 75c

GEUM PRINCE OF ORANGE—Rich orange and a new shade. Pkt. 75c

LEWISIA HOWELLI—Lovely daisy-like flowers, apricot overlaid with rose held by 6" stems. Ideal for the rock garden. Offered now for the first time in seed. Pkt. \$1.00

CANDYTUT, Hyacinth Flowered Miniature Gem—Large pure white flower trusses. Just right for the ribbon border, edging or rock garden. Pkt. 35c

NEW ANNUAL CANTERBURY BELLS—Will bloom in 6 months from seed. 2 1/2 ft. tall. Pkt. 50c

CALENDULA SUNSHINE—Glorious new type with long, loosely arranged flower petals like Chrysanthemums. Pkt. 75c

CHRYSAETHMUM MAWI—A hardy single pink Daisy Chrysanthemum with silvery foliage. Flowers 2" across. Pkt. 75c

ASCLEPIAS CURASSAVICA, Sunset Glow—A new annual butterfly flower. Glorious umbels of copper-scarlet. Pkt. \$1.00

STATICE SINUATA ATROCAERULEA—Great whorls of bright blue flowers on exceedingly long stems. Pkt. 50c

LUPINUS HARTWEGI, Giants Mixed—Erect flower spikes, 3-4 ft. tall, large individual flowers. Pkt. 50c

URSINIA FULCHRA, Dwarf Jewels of the Veil—Orange daisies, purple disc surrounded by dew-like dots. Pkt. 75c

PETUNIA SINGLE FRINGED Large Flowered Velvety Marine Blue—Introducing the velvety dark blue color in the fringed deep throated class. Pkt. 75c

DOUBLE IPOMOEA, Rose Marie—Double and semi-double flowers, lovely shades of rose-pink. A sure favorite! Pkt. 35c

LARKSPUR, Giant Imperial Gloria—A rich clear tone of deep rose with no trace of carmine. Long spikes. Pkt. 35c

GOBETIA GRANDIFLORA, White Swan—Large wide open lily-like flowers of pure white covering plants. Pkt. 50c

SPECIAL The Collection of the 15 novelties—a \$9.55 value \$8.50

RECENT NOVELTIES

They Need No Introduction to the Cognoscent!

MARIGOLD, Guinea Gold—Delightfully different and a grand flower for cutting. Loosely formed petals of brilliant orange-scarlet flushed with gold. Pkt. 25c

NASTURTIUM, Double Sweet Scented Golden Gleam—Bright gold, true from seed. Pkt. 25c

ZINNIA Scabious-flowered—New type with broad flared petals and crested double centers, in pastel shades. Pkt. 50c

CALENDULA RADIO, Golden Beam—Tube shaped petals of a rich golden yellow, drooping downward. Pkt. 50c

BEDDING DAHLIA, Unwin's Semi-Double Hybrids—Over 2 ft. high, abundance of lovely flowers on long stems. Pkt. 35c

DELPHINIUM, Iceberg—Pure white heavy spikes, 20" long. Pkt. 75c

NICOTIANA, Crimson Bedder—Great trusses of deep crimson flowers, freely produced until frost, 15" high. Pkt. 50c

NIGELLA, Double Ultra-Marine Blue—A welcome companion to the light blue variety, Miss Jekyll. Pkt. 35c

VIOLA ARKWRIGHT RUBY—Ruby-crimson with lovely terra-cotta shadings. As large as a good size pansy. Pkt. 75c

SPECIAL The collection of the above recent novelties—\$4.20 value \$3.00

AND DON'T OVERLOOK THESE GREAT SCHLING SPECIALTIES

TITHONIA SPECIOSA, The Golden Flower of the Incas—A superb exotic, 8-10 ft. high with deeply indented foliage, covered with gorgeous flowers of brilliant orange-scarlet. Pkt. 75c



Tithonia

INDIAN SUMMER—Loveliest of Schling's famous American Snapdragons. Rich, velvety, copper red. On tall spikes rising to a height of 4-5 ft., rivaling the Gladiolus in strength and vigor. Pkt. now 75c

SPECIAL 1 pkt. each of the above 2 specialties—\$1.50 value \$1.00

GRAND SPECIAL 1 PKT. EACH OF ALL THE ABOVE SPECIAL LOG VALUE—\$15.25 \$10.00

Individual varieties at prices listed
You will want the New BOOK FOR GARDEN LOVERS—35c a copy, included free with above special offers. If you have already bought a copy, deduct the amount from first order for \$2.00 or more.

Schling's Seeds

MAX SCHLING SEEDSMEN, Inc.
Madison Ave., at 58th St., New York City

Child training 2000 years new

[Continued from page 123]

time let us consider the ideal life as we see it that we may better understand what knowledge it is that we are trying to impart to our children today. The loss of self-consciousness in group consciousness—the forfeiting of self-attainment for community welfare—in short, the living of a life as perfectly in harmony with one's surroundings as a flower is in harmony with the field in which it grows—these ambitions are simple yet worthy of the greatest expenditure of effort, for they bring not only happiness but a lasting satisfaction. If psychological training is a road to these attainments, let us accept it as such and realize that it is distinctly not a new and untried theory. It is old, how old we do not know, but at least 2,000 years old and thereby worthy of our attention, study, and serious thought.

"Education is a lifelong process."—Plato.

Roofing the American home

[Continued from page 118]

together on the roof form a structurally decorative pattern and this may be emphasized by turning the edges up into a vertical fold called *standing seams* or working the sheets over wood strips which forms *ribbed seams*.

Two genuinely modern roof fabrics have earned just popularity. The asbestos shingle manufactured for the most part of asbestos fibre and cement; and the asphalt and felt products in the form of shingles, strips, or roofing paper, are both superior products. There are, however, certain types of each which must be carefully avoided, totally lacking as they are in good looks or good workmanship or both.

Asbestos shingles have developed from material originally dull, off-color, and of unprepossessing shape into what now makes a truly beautiful roof. They are manufactured to resemble either hand-split shingles, slates of various types or tile in the flat and the round. So closely are these models followed that only on close examination can the true material be detected. These shingles are thus adaptable to any

manner or style of domestic architecture. Practically considered they have an extremely long life, are splendid insulation against heat and cold, and have a very high fire resistance.

Probably the most modest in cost of all roofing materials are the asphalt shingles into which have been pressed sharp gravel and pebbles making a tough and colorful surface. Extremely easy to lay, especially those made in long strips, they adapt themselves well to small bungalows and cottages. They have been used extensively for reroofing because the flexibility of material makes it possible to lay the shingles directly over old wooden ones.

Now that there is such an abundance and variety of excellent roofing material there is also the possibility that they may be greatly superseded. Should the manner "moderne" become well established, the roof will lose much of its importance, particularly as a decorative feature. Shingles, slates, and roofing tiles will pass and in their place on flat decked roofs will come asphalt, canvas, metal, or paving tile, little seen in conjunction with the rest of the house. But, then again, maybe this does not appeal to you and therein lies the whole secret of what the future roofs will be.

An early start with annuals

[Continued from page 97]

but few flowers are more colorful from midsummer until late fall. Thrives under all conditions. Of recent years, carefully selected strains have been produced in choice forms and bright colorings in rich variety. Those who enjoy large flowers may have Zinnias six inches or more in diameter by three or four inches in depth, truly colossal flowers. Then there is the other extreme in the Liliput strain, flowers an inch or so across. Most useful for table decoration. Some four feet tall and more. Start inside or outdoors.

This baker's dozen of "must have's," planted liberally will make gorgeous masses of brilliant color if used by the hundred, and massed wherever possible among perennials and shrubbery and all for a mere trifling cost of seed! Thriving with a minimum of care, blooming almost continuously until cut down by frost, these annuals have a place in

[Continued on page 134]



Sutton's Large-flowering NEMESIA—Seed packets 30c and 20c

Special offer . . . seeds of prize-winning flowers

To ACQUAINT American flower lovers with the superior quality of Sutton's Seeds, a packet each of four varieties—Schizanthus, Sutton's Pansy-flowered; Salpiglossis, Sutton's Chelsea Hybrids; Petunia, Sutton's New Blue-bedding, and Nemesia, Sutton's Large-flowering Bronze-pink shades, will be mailed postpaid for \$1. These varieties were among the latest prize-winning exhibit at the Royal Horticultural Society's great show at Chelsea, London, in which the Sutton display carried off the prize for the most meritorious exhibit for the fourth time since 1921. All four packets for \$1, or, for \$1.25 the seeds and Sutton's Amateur's Guide in Horticulture and General Garden Seed Catalogue for 1933. The Catalogue alone costs 35 cents. Sutton quality is internationally recognized. Send \$1 for the seeds offered, or \$1.25 (International Money Order) for the seeds and the Catalogue. SUTTON & SONS, LTD., Dept. A-4, Reading, England.

SUTTON'S SEEDS ENGLAND'S BEST

FREE FLEX-NEK with this

Amazing New Reel!
The water runs through the reeled-up-hose. Unreel only hose needed—re-wind with handy crank. All steel. Holds 100 feet or more of hose.

FLEX-NEK (lower right) is most practical nozzle holder built. Flexible steel tubing on steel base. Eliminates sprinklers—holds nozzle rigidly—changed instantly.

Sold by leading hardware and department stores—or send \$5.50 to factory before May 1 and we will send Reel postage paid (anywhere in U.S.A.) and one Flex-Nek FREE.

THIS FREE OFFER EXPIRES MAY 1, 1933

Anker-Holth Mfg. Co. Dept. 301
Port Huron, Mich.

2 STAR ROSES
for **ONE DOLLAR**

A trial in your garden will convince you of the superiority of Star Roses. For \$1, we will send you, postage prepaid, selected, star size, guaranteed plants of

- ★ **Grenoble** Monthly blooming. (New 1932) Great, full petaled clear crimson blooms with an orange glow. \$1. each.
- ★ **Thomas A. Edison** Monthly blooming. (New 1932) Immense blooms of two-tone pink with a yellow base. \$1.50 each.
- ★ **Also**

the latest copy of "Rose News"—a periodical summary of Rose information, and "Star Guide to Good Roses FOR 1933" which lists over 200 varieties, 32 in natural colors—an authentic catalog of new and old Roses. "Star Guide" and "Rose News" sent promptly—Roses at planting time. Send \$1.00 at once while this half-price offer lasts.

THE CONARD-PYLE CO., Robt. Pyle, Pres.
Rose Specialists for 36 yrs. West Grove 251, Pa.

STAR ROSES
GUARANTEED TO BLOOM



F. M. Demarest

Ideas for clever fingers

OSMA PALMER COUCH

Fireside flickers

THE dancing flames of an open fire—if you are lucky enough to have a piece of driftwood—show flickers of bright blue and green amongst the yellow, giving the beauty of added color to the age-old charm of sprightly flame and ember glow. Who has not dreamed by such a fire?

To enliven the fireside jollity



one may prepare a basketful of unique bundles of kindling and treat them chemically to burn green and blue like sea-drift and combine with the familiar yellow in gorgeous effects of pink and lavender and purple—a vivid rainbow of leaping flames.

Commonplace and easily procured materials will serve the purpose: small bundles of dry twigs bound together with old wrapping paper or newspaper folded into narrow strips; knots made by tying strips of paper into various odd shapes—even shapes suggesting rag dolls; tips of evergreen boughs broken from the lower, often half-dead branches of hemlock or cedar, spruce or pine; chips, bits of thick bark, and, best of all because of their flower-like form, pine cones.

Sweater-jacket and beret

WHEN it comes to the problem of finding a warm yet smart blouse for late winter and early spring, the sweater jacket, now used so often in place of a cloth blouse, is the most popular solution—expensive enough to buy outright but equally charming and more individual when made by hand. The very stunning pattern of this woolen crocheted jacket and beret is achieved solely by the stripes which are in navy and light gray-blue with a dash of white for relief. And because the stripes furnish plenty of style,




Designed by Eoe Peri

the make-up of the jacket is exceedingly simple—just a square back and front and straight sleeves with daring side flares.

The tightly fitting beret is done in the two tones of blue, leaving the white accents solely to the blouse—which, however, does not in the least detract from the beret. A navy circle forms its center and narrow bands of light and dark blue alternate up to the edge.

Send 6¢ in stamps for complete directions for making the fireside flickers and the sweater-jacket and beret shown



WATER LILIES

No Garden is complete without a Water Lily Pool

The Water Lily Pool is rightly called the "Gem of the Garden". Without its colorful beauty, exquisite fragrance and fascinating interest, no garden can achieve its fullest charm and beauty.

There has never been a time when you could add a Water Garden at such a small cost. The new 1933 catalog of Wm. Tricker, Inc., oldest and largest growers of Water Lilies and other aquatic plants, contains every need of the Water Garden. And prices are the lowest in our 27 years' experience!

Our catalog describes and pictures, in natural colors, hardy and oriental Water Lilies; all types of water plants and ornamental fishes; tells how to build a pool, and plant a tub garden, and gives cultural directions.

Everything for the water garden



Hardy and Tropical Water Lilies of all descriptions.



All varieties of interesting water plants.



A complete assortment of Ornamental Fishes.

Colorful New Catalog FREE

Simply write to our nearest office and a copy will be sent to you FREE.



Wm. Tricker Inc.

3201 Brookside Ave. Saddle River, N. J.

3216 Rainbow Terrace Independence, O.

Golden Rule Dahlia Farm

Harley T. Peck, Lebanon, Ohio

We are pioneers in large Dahlias for the Middle West. Quality and service guaranteed.

Free Catalogue Now Ready

Rose Guide Free



Complete book on rose culture, beautifully illustrating Dingee Roses, famous for 83 years. Lists over 500 roses and flowers for home planting. New low prices. Every rose lover should write for this "Guide." It's FREE.

THE DINGEE & CONARD CO. Box 211 West Grove, Pa.

The NEW STYLE IN LAWNS

More than JUST A FENCE

Plant vines and shrubbery along the fence and make it something more than just a fence. Make it a living screen of growing things. Make it a *Fence Garden*. Send for a free copy of "The New Style in Lawns" showing how to grow a *Fence Garden* and illustrating Pittsburgh Fence, the correct foundation for a *Fence Garden*. . . We will also send full details of our \$1,000 Contest for *Fence Gardens*. . . PITTSBURGH STEEL COMPANY . . . 733 Union Trust Building, Pittsburgh, Penna.

Pittsburgh Fences

A Beautiful Lawn in Six Weeks' Time!



SOD in six weeks! A rich, velvety stretch of lawn that chokes out weeds before they can grow! A deep, thick, uniform turf that's everlasting. That's what you get with

Scott's Creeping Bent

recognized as the ideal grass for golf putting greens—is now producing **Super-Lawns**. Instead of sowing seed, you plant stolons (chopped grass). In a few weeks you have a luxuriant lawn like the deep pile of a Turkish carpet. **Makes your home a beauty spot.** With proper care no replanting is ever necessary. Grows readily anywhere except in the extreme South.

A Hanover, N. H., Customer writes: "All you wrote me about your Creeping Bent has proven true. I have the finest lawn in this vicinity and is admired by everyone."

From Lansing, Michigan: "We had an excellent turf within six weeks from the time we planted your Creeping Bent. It is remarkable how fast this lawn developed."

From Huron, S. D.: "We have the most beautiful lawn in the city. People from all around drive here to see it."

FREE BOOKLET A valuable treatise on how to make a beautiful lawn—tells how to make a new lawn and how to replant an old one. This new booklet "Bent Lawns" is free to you. Write for copy.

Spring Is the Best Time to Plant

O. M. Scott & Sons Co.

501 Main Street Marysville, Ohio



BEAUTIFUL NEW nursery catalog

...with New low prices-

Your FREE COPY is ready

The new 1933 Storrs & Harrison Co. catalog, filled with good news for those who are planning to plant this spring, is now ready for mailing!

In it you will find the most complete listing of high quality nursery stock in America today. And the new low prices . . . the lowest in our 79 year history . . . will delight you.

You'll find beautiful illustrations, many of them in natural colors; also charts, diagrams and information on planting and culture. Send coupon below for this helpful catalog.

THE STORRS & HARRISON CO.
Box 408 Painesville, Ohio
Please send me your 1933 catalog, FREE.

Name.....

Address.....

Here are the winners of our photographic contest



This contest for boys and girls of sixteen years of age and under was originally announced in the June-July issue of The American Home. We asked Mr. John Kabel, an outstanding photographer of outdoor subjects, to act as judge. From the many entries Mr. Kabel has selected the three prize winners which we are showing here

First prize
\$25

Harvey Olander
Hutto, Texas

Second prize—\$10

Albert Schayot, Phoenix, Louisiana



Third prize—\$5

Mildred B. Keeton
Munising, Michigan



GARDENERS' CHRONICLE

Rock gardening, a subject of prime interest today, is discussed in every issue of the Gardeners' Chronicle in a special department and in feature articles. The information presented is up-to-date, practical and authentic. Six issues of this dependable garden guide cost only \$1.00. Single copies are 25c.

GARDENERS' CHRONICLE
522-A Fifth Ave. New York City

Wholesale Prices

6 JAPANESE BARBERRY 1 year hedging grade 25c	6 Red Leaved Barberry 2 yr. well rooted, 3 to 12 in. 50c	15 Concord Grape 1 year vines, well rooted, good tops. Best all-round trans-grape. 50c	4 EVER-GREENS Each Colorado Blue Spruce, Mugho Pine, Irish Spruce, and Austrian Pine. All years old, twice transplanted. 75c
5 PEACH One each So. Haven, J. H. Hale, Rochester, and 2 Elberta. Well cultivated, 4-5 foot trees. \$1	4 ROSES Each Tallman, Edith Helen, Frau Karl Druschki. All two yr. field grown. \$1	100 Straw-berry 25 ea. Dr. Purcell, Ben. Dunlop, Bramley, and 25 improved Money Maker Straw-berry plants. \$1	15 DAHLIAS An assortment of good varieties in several different shades, colors. \$1
15 SPIREA Van Houttei Strong, well branched, 2 yr. 15-24 inch bushes. \$1	60 Assorted Choice Gladiolus Large flowering size, 4 to 6 in. (Not Bulb-lets) \$1	4 Silver Maple 5 to 6 ft. trees, well branched, 4 for only \$1 \$1	50 Berry Mastodon The World's Largest Ever-bearing Strawberry. \$1

Above offers postpaid in U. S. Our new free catalog lists a complete line of Nursery Stock at Wholesale Prices Direct to Planter. Write, FREE NURSERY STOCK: Send the names of six neighbors that buy Nursery Stock and we will mail coupon entitling you to additional Nursery Stock free with your first order.

The Whitten-Ackerman Nurseries
Box 21 Bridgman, Michigan

Beauty Your Grounds At Small Cost

Brown's LAWN Fences **Direct From Factory**

Free Catalog Shows dozens of styles of Copper Steel Lawn Fence also Steel Drive Gates, Ornamental Posts, etc., at prices Direct From Factory.

Freight Prepaid Low prices in catalog all you pay—no extras. Over a million customers buy by mail from Jim Brown. Write for catalog NOW.—Jim Brown.

The Brown Fence & Wire Co. Dept. 1854 Cleveland, Ohio

KINKADE GARDEN TRACTOR and Power Lawnmower

A Practical, Proven Power Cultivator for Gardeners, Fruit Growers, Truckers, Florists, Nurserymen, Suburbanites, Country Estates and Poultrymen.

Reduced Prices—Easy Terms

American Farm Machine Co.
1091, 33rd Ave., S. E., Minneapolis, Minn.

"Bulbs in a Class All Their Own"

Will hold their own even though snow and ice covers their beds now. Instructive free catalog ready in April.

ZANDBERGEN BROS.
"Tulipdom," Oyster Bay, N. Y.

Introducing 3 New Dahlias

A request will bring our 1933 catalog, listing not only popular priced varieties from 50c up, but 3 new beauties, all 1932 Honor Roll Dahlias, Jane Dew, The Sun and Pastel Glow.

RUSCHMOHR GARDENS
52 So. Kensington Ave., Rockville Centre, N. Y.

VICKS Gardens & Floral Guide

Choice new varieties, old favorites, all about growing them, Rare colors, plant sizes—including Vicks Rochester Aster, Finest Flower and Vegetable seeds, tested and guaranteed. Low prices. Write today for this Free Book.

JAMES VICK
103 Pleasant St. Rochester, N. Y.

Free VICKS GARDEN AND FLORAL GUIDE

Oldest Mail Seed House and Foremost Aster Specialists



Water Lily Pool

Beautifies Large or Small Gardens

Add colorful beauty, exquisite fragrance and fascinating interest to your garden with a modern Water Lily Pool. Every garden has room for a small pool or simple tub garden. Easy to care for with plenty of flowers shortly after planting. Johnson's California Water Lilies noted for extra hardiness and vigor, and will thrive anywhere in U. S. or Canada. Safe delivery GUARANTEED. Write for FREE 1933 illustrated Catalog, 32 pages of water lily lore. Many natural color pictures. How to build inexpensive pools. Includes complete postpaid collections of water plants and 100 varieties of water lilies.

Complete Small Pool
Comanche Water Lily and 8 Pool Plants
\$4.00 value
postpaid **\$2.95**

FREE 32 page illustrated Booklet in colors
JOHNSON WATER LILIES
Box 71 Hyattsville, Calif.



Springtime in the garden



In the Southern garden

AS THE old year laps over into the new the gardener in the far South is kept constantly busy and alert, for it is the real planting time over a large region. Winter it may be, but it's winter of a kind as compared to the winter of the gardener in the North.

As the year turns it's time to set out fruit trees. Spade up the beds and if soil is stiff, add ashes or sand; if too sandy, apply humus and decayed leaves.

Where Roses, Gladiolus, Tuberoses, and most of the annuals are to grow, soil may be sweetened with lime. Avoid lime where Lilies, Ferns, Azaleas, and Oxalis are to be planted, and use oak leaves, peat moss, or aluminum sulphate to secure an acid soil.

Prune evergreens, and if it is necessary to transplant them move with a ball of earth. Prune fruit trees and Grape vines if still dormant.

Spray the entire garden about the middle of February; and then also trim up shade trees to allow more sunlight to reach the plants beneath.

Trim summer blooming shrubs, such as Althea, Crepe-myrtle, and Oleander. But restrain yourself with the spring bloomers. Do not prune until they blossom.

Set out Peaches, Apricots, Pears, Plums, Japan Plums, Grapes, Persimmons, and all Citrus fruits. Do not prune nor fertilize trees nor shrubs until the end of the month of January in the Gulf region or even later, unless the season is one of steady cold.

And we mow the lawn every two or three weeks; get rid of weeds, and fertilize. Where the shade is too dense for grass, plant Snake's-beard or Turquoise Grass (*Ophiopogon japonicus*) or English Ivy, Ferns, or Ajuga reptans (Bugle-weed).

Make cuttings of Roses, Buddleia, Deutzia, Althea, Crepe-myrtle, Cestrum, Hydrangea, etc., about the middle of January and set out Strawberries, if it has not been done earlier.

Prune Roses, and set out cuttings while the wood is dormant.

Buddleia, Crepe-myrtle, Duranta, Box, and other shrubs may be grown from cuttings taken in February.

Set out the hardy seedlings from the coldframe before the end of February, transplant early annuals and sow others. Tender annuals may be sown in the cold-frame, for setting out later. Lay Dahlia tubers in hotbed for propagating. Divide perennials.

It is not too late in February to put in the last of the spring-blooming Dutch bulbs, as well as Ranunculus and Anemone. These should, however, be set very shallow at that time.

If the February weather is mild enough, sow in the open ground any of the hardy annuals.

After preparing the ground by deep spading, fertilizing, and hoeing and raking, sow all hardy vegetables outdoors.

Most of the sweet and medicinal herbs may be sown. The fashion for the old herb garden is reviving. (See THE AMERICAN HOME for January, page 65.)

In the Northern garden

FINISH planning your garden and knowing what seeds and plants you will need, buy them.

Meantime continue winter pruning and spraying. Get rid of dead wood on trees. Prune grapes (see page 119).

Start the hotbed, piling manure about the 15th. Sow some perennials in hotbed; they may bloom this year.


Prepare the soil in flats for indoor planting until the hotbed is ready for use. Seeds sown this month in flats indoors may be transplanted to the hotbed or coldframe later.

Every garden of any size at all should be equipped with a hotbed, the principle of which is heat generated beneath the soil by means of manure or by electric wires. This is a new way, quite easy and not costly. If you are anxious for more details send a letter to the Garden Editor at Garden City, N. Y.

Keep soil around evergreens moist—this is very important!

Take cuttings of Geraniums, Coleus, and Begonias. Give lawn top dressing.

Burpee's Seeds Grow



free Burpee's Garden Book

The vegetables and flowers you would like to see growing in your garden—read all about them in Burpee's 1933 Garden Book. It's free. Write for your copy today. It is a complete guide to all the best flowers and vegetables, with full descriptions of thousands of varieties including 152 varieties new this year. It contains hundreds of illustrations, many in natural colors. It is packed with an amazing amount of valuable information and expert advice on all matters of gardening. Luther Burbank wrote us: "Your catalog is a gem. I always refer anyone asking for seeds to your firm as I consider your house the most reliable seed house in the world and I think that would be the verdict of the public at large."

"Sow Burpee's Guaranteed Seeds—

for success, economy, satisfaction." That is the advice that would be given by the hundreds of thousands of experienced gardeners who rely year after year on Burpee's seeds and know them to be the best that grow. All Burpee seeds are carefully tested for purity and vitality in the Burpee trial gardens at Burpee's famous Fordhook Farms before being offered to you. That is why we absolutely guarantee them and agree to refund the full purchase price if results are not entirely satisfactory. You can rely upon the seeds of one of the oldest houses in America—seeds that have been known for 58 years as the best that grow. Low prices. Burpee's seeds cost no more, but are worth much more. Write today for your free copy of Burpee's 1933 Garden Book.

W. ATLEE BURPEE CO.
729 Burpee Bldg., Philadelphia

Send This Coupon for Your Free Garden Book

W. Atlee Burpee Co.
729 Burpee Bldg., Philadelphia.
Please send me free Burpee's 1933 Garden Book.

Name.....
R. D. or St.....
P. O..... State.....

DAHLIAS

8 EXHIBITION DAHLIA ROOTS
\$4.00 (Value \$7.50)
Eight prize winning, potash fed dahlia roots—eight different varieties for less than the introducing price of one. If you prefer Green Plants this collection may be purchased postpaid for \$2.75. All labeled true to name and guaranteed.

City of Trenton Ida Perkins
Glory of Monmouth Kentucky
Kemp's Violet Wonder Old Hickory
Dr. John Carman Waldheim Sunshine

Our FREE 1933 Catalogue in keeping with past years is distinctly different, contains planting and cultural instructions is profusely illustrated and lists most of the new and all the established worthwhile varieties. Write today.
DAHLIADEL NURSERIES
W.W. Maytrott, Box, A VINELAND, N.J.

SNAP
and it's CUT!
The easiest cutting pruner you ever used.
Cuts clean without injuring bark. Cuts 1/2 inch branches, small twigs and even twines.
* WONT BUSTER OR PINCH HANDS
* CHROME FINISH * LIGHTWEIGHT
* UNBREAKABLE
* PREFERRED BY WOMEN
MUST BE TRIED TO BE APPRECIATED
At your dealer's or sent postpaid for \$1.50 MONEY BACK IF NOT SATISFIED
Dept. A Seymour Smith & Son, Inc. OAKVILLE, CONNECTICUT

Learn to be a - LANDSCAPE ARCHITECT

At Home—By Mail
Big fees; pleasant, healthful work; a dignified, uncrowded profession offering remarkable opportunities to both men and women. Experts earn \$50 to \$200 a week. Some students pay for course from fees earned while studying.
Send Coupon Today We will send you interesting material showing how you may easily and quickly enter this profitable business.

Gentlemen: Please send me complete details regarding your home study course in Landscape Gardening.
Name.....
Address.....
AMERICAN LANDSCAPE SCHOOL
86 Plymouth Bldg. Des Moines, Iowa

Kunderd GLADIOLI Stand Supreme

Kunderd's Gladioli proved to be the sensation at the National Gladiolus Show in 1932, winning all the major prizes.

These superior Gladiolus bulbs are now available at a amazingly low prices—so low that everyone can experience the joys of having the largest and most beautiful blooms in their gardens this year. Kunderd Gladiolus bulbs are free from thrips and absolutely clean and healthy. The finest blooms for type, form, color, and quality are obtained from bulbs secured direct from Kunderd.



KUNDERD'S GLADIOLUS CATALOGUE

beautifully illustrates many of these superior varieties, and describes all of the best Kunderd Introductions—Gladioli that today are the world's outstanding varieties. Avoid disappointments by planting Kunderd Gladiolus bulbs. Full directions for planting and culture are given in the catalogue. Write today for a FREE copy. Use the coupon.

A. E. KUNDERD

101 Lincoln Way West, Goshen, Ind.
Please send me Kunderd's Gladiolus Book for 1933—FREE.

Name.....
Street or R. F. D.....
City..... State.....

Maloney's

1000 NURSERY BARGAINS



BLAZE, new ever-blooming scarlet climber. GOLDEN DAWN, new double rose, glorious yellow. OLYMPIAD, new scarlet-orange long-stemmed rose. 1933 Catalog offers lowest prices in years on top-quality nursery stock. GUARANTEED healthy and true to name. Write for free copy. Expert landscaping service.

WE PAY SHIPPING COSTS

MALONEY BROS. NURSERY CO., Inc.
144 Main Street Dansville, N. Y.

GROWERS for 49 YEARS

Money Making Trees,



vines, and plants for Spring planting. All the old and newer varieties. Our catalog for Spring of 1933 containing information of Great Value to Home Owners, Commercial Orchardists and Small Fruit Growers now ready. It's free. Get your copy.

BOUNTIFUL RIDGE NURSERIES
Box 1 Princess Anne, Maryland

Sun-Ripened Dahlia Seed

Hand hybridized, sun-ripened pedigreed Dahlia seed from standard varieties. Form, color and size predominate.

100 seeds from pedigreed stock - \$4.00
50 seeds (as above) - 2.25
100 seeds from fine miscellaneous 1.00

SAMUEL W. MALONE

P. O. Box 548 Santa Barbara, Cal.



Imported Astec Indian Pottery from Old Mexico

Just the thing for your den, or for bridge prizes. Vase shown stands 11 1/2" high. Glazed, hand painted, showing tropical motifs in blue, red and green on creamy background. Delivered by express anywhere in U. S. A. for \$3.50. 8 1/2" size \$2.25. 6" size \$1.75. Photographic reproductions showing a score of these beautiful INDIAN MADE WARES mailed free.

Samuel M. Duffie Co. Mission, Texas

\$ Dollar ideas \$



Good ideas wanted—big or little! The sort of thing that will help other homemakers. \$1.00 will be paid for each idea accepted

For your sewing machine

If your sewing machine has been neglected and does not work well, remove all the parts that you can and wipe them all carefully with kerosene. Then oil the machine with a good oil especially recommended for sewing machines, not a heavy type as this will form a gummy substance. MRS. ROY E. CHRISTOPH, Erie, Pa.

Galoshes and suede shoes

Galoshes may be safely worn over suede shoes without marking them if stockings cut off at the ankles are first pulled over the shoes. MRS. R. E. STEELE, Valparaiso, Indiana.

When cutting dried fruits

Dip your knife in cold water occasionally when cutting dates, figs, candied orange rind, citron, etc. It will help to eliminate the annoying stickiness. MRS. OSCAR PRICE, Leland Mich.

Gift plants

At this season many plants that were received as gifts at the holiday season have ceased blooming and are beginning to die back. Do not discard them. Cut back the tops, and place the plants in the cellar. They may be transferred to the garden in the spring. ANNA L. GEBHARDT, Madison, Wis.

To identify your possessions

To identify your china or furniture loaned for a large party mark each piece on the under side with a piece of adhesive plaster and on it write your name or initials in indelible ink. This will simplify matters after the party is over. JEANNETTE FISH, Manchester, N. Y.

To pluck a wild duck

To pluck a wild duck in just half the usual time hold the duck by the feet and dip it several times in a deep basin of boiling water to which has been added one half cupful of baking soda. The feathers fairly roll off. After the ducks have been singed rub well with soda, then wash thoroughly in many waters. MRS. JAMES H. PRIDE, Huntsville, Ala.

For screw jar tops that stick

Keep a small piece of sandpaper in the drawer of your kitchen cabinet to help in loosening stubborn screw tops. I have found it very useful. MRS. EDNA BANCROFT, Watertown, N. Y.

Variety in tea

A delicious aroma may be given to tea—any kind—by keeping a generous piece of dried orange peel in the top of the tea cannister. MRS. DONALD D. FORBES, Robbinsdale, Minn.

STANDARD GARDEN TRACTOR [Lower Prices]

Plows Seeds Cultivates Mows Hay and Lawns

A Powerful Gas Tractor for Small Farms, Gardeners, Florists, Nurseries, Fruit Growers & Poultrymen

AMPLE POWER
Handles Field & Truck Crop Tools—Lawn & Hay Mowing. Also Rins Belts and Washers

High Clearance—Enclosed Gears

LOWER PRICES
Write for Easy Terms Plan and Illustrated Free Catalog

STANDARD ENGINE CO.
Minneapolis, Minn. Philadelphia, Pa. New York, N. Y.
3248 Como Ave. 2453 Chestnut St. 174 Cedar St.

PRIMROSES HARDY HYBRIDS

All colors. Hellebore Niger (Christmas Rose). Choice Hardy Alpines and Perennials. Send for circular.

NEVILL PRIMROSE FARM
Poulsbo Washington

WORTH WHILE DELPHINIUMS
NEW CROP SEED

From the famous HEWITT collection, awarded over 100 Gold Medals, R. H. S. Silver Cup, Chelsea, and many awards for new varieties.

From 1932 Novelty (very limited).....\$5.00 per pkt.
From the cream of recent English Novelties.....\$3.00 per pkt.
From the choicest of the true Wrexham strain \$2.00 per pkt.
From the choicest post-War introductions.....\$1.00 per pkt.

Catalogues free from:—
Hewitt & Co., Limited, Solihull, Warwickshire, England

30 EXHIBITION GLAD BULBS \$2
(Value \$4.00)

Ten great exhibition varieties; Vermont grown, high crowned and free from insects or disease. Three large bulbs of each of the following ten great glads, thirty bulbs in all, delivered postpaid to you for \$2.00—just half their catalogue value.

AFLAME giant rose flame	BERTY SNOW exhibition lavender
BETTY NUTHALL giant salmon-orange	LA PALOMA early orange
LOYALTY big yellow	MARMORA gray, purple blotch
MRS. LEON DOUGLAS enormous salmon	MOROCCO deep red
DR. F. E. BENNETT flame red	MAMMOTH WHITE largest white

Our 1933 Catalogue
Lists, describes these and other fine Vermont grown, disease free glads; picturing many. FREE on request.

CHAMPLAIN VIEW GARDENS
ELMER E. GOVE Box K-6, Burlington, Vt.

SHUMWAY'S Good Seeds

Sure Producers of Quality Vegetables and Flowers

Tested, new crop seeds, grown from finest selected stocks—sure, vigorous producers. Shumway's Seeds have sold at most reasonable prices and given highly satisfactory results for 63 years. Extra packages sent free for trial with each seed order.

FREE—Write today for large illustrated catalog of vegetables and flowers.

R. H. SHUMWAY
Seedsman
162 South First St., Rockford, Ill.

Real Glad Bargain

Eight Outstanding Exhibition Varieties

Berty Snow, lovely lavender; Dr. F. E. Bennett, fiery red; Golden Dream, deep yellow; Marnia, popular orange; Marmora, mammoth lavender-gray; Mrs. F. C. Hornberger, pure white; Mrs. Leon Douglas, salmon-pink; Mrs. P. W. Sisson, soft pink.

Six each of all above \$1; 15 each, \$2; 25 each, \$3. Bulbs one inch diameter. Postpaid in U.S.A. or Canada.

Catalog listing 300 newest varieties out Feb. 1st.

PAUL-HAM GARDENS
821-G Seventh Ave. Lewiston, Idaho

GLADIOLUS

AT "RECONSTRUCTION" PRICES
100 bulbs 1 1/2" and larger \$1.75; 50 bulbs \$1.00. This collection of 45 varieties will produce gorgeous flowers of different shades of red, pink, yellow, purple, orange, lavender, and white. Send for list of over 200 varieties selected from the best of both foreign and domestic originations. This list is FREE.

NATHAN VAN DE CAR
128 Strong Ave. Syracuse, N. Y.

GLADIOLUS and DAHLIAS

From the internationally known Salbach Gardens at new low prices. Rare, exclusive varieties of superior quality and unusual beauty for your garden. Write today for Salbach's free 1933 catalog, profusely illustrated in color to enable you to select new beauty for your garden at small cost.

CARL SALBACH
655 Woodmont Avenue Berkeley, California

GRAFTED NUT TREES

As You Like Them

Improve your home grounds with our ornamental, rapid growing nut trees that bear lots of nuts. A grove of grafted black walnuts will bear in 3 years and will pay for themselves in ten. Nut crops are the salvation of the land owner.

Get my latest information on nut trees, commercial and ornamental. Booklet 10c. Price list free.

John W. Hershey, Nuticulturist
Box 65-0 Downingtown, Pa.

Gladiolus Book Free

Send for my new 36-page GLADIOLUS BOOK describing 167 exquisite varieties, many new. Tells how to grow. 45 illustrations. It's free. Write today.

HOWARD M. GILLET
Gladiolus Specialist
Box 252 New Lebanon, N. Y.

VICKS Seeds

These are the special offers winning so many new friends for us this year. Take advantage of them, for the most glorious garden you've ever had. Order now! We pay postage.

Vick's Famous Rochester Asters 8 choicest colors, 1 pkt. each: lavender; pink, purple; ruby-red; rose; white. Largest, fluffiest grown, regularly \$1.60 **\$1**

New Giant Snapdragons 8 fascinating colors, 1 pkt. each: blotched-tongued; coppery crimson; salmon-orange; orchid; fiery red; salmon-rose; white; yellow. 3 to 4 ft. spikes, (value \$1.60) **\$1**

New Giant Sweet Peas Rainbow collection, 12 pkts., 1 of each color; blue; rose-carmine; scarlet; creamy lavender; orange-pink; cream-pink; purple; scarlet; white; white edged pink. 4 mammoth blooms to spray, (value \$1.60) **\$1**

New Giant Dahlia Zinnias 8 colors, 1 pkt. each: gold; lemon; purple; red; old rose; tyrian rose; orange-scarlet; white. (value \$1.60) **\$1**

Giant Imperial Double Larkspur 7 newest, radiant shades, 1 pkt. each: dark blue lilac; pink; pink on salmon; rose; carnation; rose; white. 3 to 4 ft. tall (value \$1.60) **\$1**

Giant Ruffled Petunias 5 rare varieties, 1 pkt. each: rosy pink; purple; copper red; red, black center; white, yellow center. Some 6 in. across! (value \$1.70) **\$1**

Any 3 offers for \$2.50! These special prices for early orders—write today, receive extra surprise free.

Ask for Vicks Garden and Floral Guide free

JAMES VICK
104 Pleasant St.
Rochester N. Y.

Oldest Mail Seed House in America

Dollar ideas

Marks on wallpaper

The little greasy finger prints, which sometimes appear on wallpaper, may be lightened and oftentimes eradicated by applying some powdered magnesium. Allow this to remain on the spots for several hours and then brush off with a clean brush. MRS. IRMA TYLER, Kansas City, Mo.

Protection against spattering

Use the large pieces of cellophane which come wrapped around so many packages now to protect the wall in back of a sink, washstand, or bathtub where water is apt to spatter and soil the wall covering. It may be attached with thumb tacks or, better still, photographer's cement which is easily removed. MRS. AUDLEY L. MABON, Indiana, Pa.

For cutting butter

To cut individual pats of butter cover the blade of the knife with a piece of the waxed paper in which the butter is wrapped. Hold the ends of the paper with one hand and cut with the other. ZOE HICKNEY, Andover, Mass.

A beauty hint

When going to the hairdresser's for a finger wave I slip a small tube of cleansing cream and two or three cleansing tissues in my purse. Before going under the dryer I apply a little cream to my face and thus protect my skin from the extreme heat. When my hair is dry I remove the excess cream with the tissues and apply fresh powder. EDITH CHRISTIE, Cambridge, Mass.

Nails and plaster

To drive a nail into plaster without breaking the plaster, put the nail in hot water for a few minutes or in melted paraffin. MRS. J. C. FJELSTAD, Mt. Horeb, Wis.

Stretching casement curtains

After the casement curtains have been washed and are still wet slip the rods through both top and bottom casings. Fasten the rods in place, adjust the fullness, and the curtains will dry straight and perfectly stretched. MRS. W. J. RHIES, Dayton, O.

Cook book covers

Covers of oil cloth for cook book and other reference books in the kitchen are very practical as they may be kept fresh and clean by wiping occasionally with a damp cloth. They also add a bright note to the room. RUTH BISSETT, Lachine, P. Que., Canada.

Don't own a broom closet?

Then screw tiny cup hooks in the ends of the handles and hang each broom, mop, etc., on its own hook behind a convenient door. This raises them from the floor and prolongs the life of each article besides being a neater, cleaner way of storing them. MRS. L. GEO. GRUPE, San Angelo, Texas.

Prevent canned fruit from fading

To protect your canned fruit from fading and dust, particularly if your store room is in the basement, save old window shades whose rollers are still intact and hang them above the open-faced shelves exactly as you would on a window, letting them overlap the wood margin on either side. They can be raised or lowered at will. MAY B. DERRAGON, Pontiac, Mich.

For waxed floors

When waxing floors, if you will wax the rockers and feet of your chairs they will not mar the floor when moved about. MISS LORETTA CHAPMAN, Paducah, Kentucky.



WATERLILIES

will make you famous as a gardener. Everyone is amazed and delighted at their profusion, coloring and fragrance. Yet no other flower is so easy to grow.

A Complete Water Garden Collection No. 20

Pink Opal—Dark pink, especially good for cut flowers.

Marliac White—A free blooming pure white. **\$4**

Helen Fowler—A popular, sweet-scented pink.

Marliac Chromatella—A free-blooming yellow.

Send for our 1933 Catalog... tells you what kinds to select, how to prepare tub or pool, how to plant and when, shows over 75 varieties, many in full color, with rare pond fish and valuable aquatic plants.

Write TODAY. Catalog mailed free anywhere east of Rockies, farther west please send 15 cents in stamps. Canada 20 cents.

Three Springs Fisheries
25 N. Court Street
Frederick, Md.

SHRUBS TREES FLOWERS FRUITS

EVERGREENS

5 for \$1.10

Here's proof of FERRIS low prices on high quality evergreens—5 ornamental evergreens—one Douglas Fir, Colorado Blue Spruce, White Spruce, Concolor Fir and 18 to 24 in. Norway Spruce—all five for \$1.10. Same collection 2 to 3 ft. specimens, balled and burrlapped as shown above, only \$9.00. Order direct from this ad.

Prices Lowest in Ferris History
Prices lowest ever offered during 84 years of FERRIS NURSERY SERVICE. Save by buying your home grounds this year. Get FERRIS 1933 Planter's Guide and Lowest Direct-from-Nursery-to-Grower prices NOW!

FERRIS GIVEN

20 NORWAY SPRUCE

Send 25c (in coin to cover handling and postage). Receive 20 Norway Spruce 4-to-6 in. Seedling Evergreens. Special Ferris Introductory Offer.

6 ORNAMENTAL EVERGREENS \$4.95

Another Famous Ferris evergreen bargain. Heavy root system—thick foliage—perfect specimens. One each of following—2 to 3 ft. American Arbor Vitae, Norway Spruce, Pyramidal Arbor Vitae, 19 to 18 in. Juniper, 18 to 24 in. White Spruce and Ponderosa Pine, all 6 for \$4.95. Same assortment one foot larger, balled and burrlapped as shown, only \$12.20.

Order direct, since supply is limited.

10 Beautiful Assorted Spiraea

6 Spiraea Van Houttei, 3 Billardii (Rosa), 2 Anthony Waterer, 10 to 12 in. Spiraea, \$1; or 26 Shasta Daisies, \$1; or 6 Peonies, (assorted) \$1; or 16 Delphiniums, \$1; or 10 Golden Elder, \$1. POSTPAID.

PLANTER'S GUIDE FREE

Write today for Ferris 1933 Planting Guide—shows planting directions, bargains on evergreens, shrubs, fruits.

100 Raspberries Prepaid. Less than Red. \$3 each. Big producer. Last year's price \$5.20. Or, 25 for \$1; 50 for \$1.65. Shipped prepaid.

EARL FERRIS NURSERY
945 Bridge St. - HAMPTON, IOWA

I can show you how to make a better garden

I'll give you valuable gardening helps, learned in a lifetime of growing prize flowers, vegetables and shrubs. My Garden "How-to" Book has helped thousands. It will help you. I'll send it absolutely FREE with my 1933 Catalog of Seed and Nursery bargains.

Did you ever see a truly double Nasturtium? Send 25c—coin or stamp—and I'll send a packet of New "Golden Gleam" Double Nasturtiums with my FREE Garden "How" Book, Catalog and 25c rebate coupon.

The TEMPLIN BRADLEY Co.
5771 Detroit Ave. Cleveland, O.

Templin Bradley

The Most Beautiful SEED CATALOG

Vaughan's Gardening Illustrated

is the year book of modern gardening, prepared by practical experts. Complete list with pictures, prices and descriptions of everything the home gardener needs or desires. It describes 2164 flowers and contains 215 true color plates of annuals, perennials, water lilies and gladioli. Lists tender, finely flavored, table quality vegetables, giving mineral content and vitamin value. Special 1933 offer—The New Double Golden Gleam Nasturtium world famous novelty, of glowing color and spicy fragrance. Ten pedigreed seeds, 10c. Catalog sent with seed or alone—FREE.

215 FLOWERS IN FULL COLOR

VAUGHAN'S SEED STORE Dept. 24
47 Barclay St., New York 10 W. Randolph St., Chicago

50 PANSIES, ruffled-flowering mixture, beautiful markings (blooming) **85c**

HYBRID DELPHINIUMS
Holyhook strain, double and single, marvelous colors, **85c**
6 plants

VIOLAS OR TUFTED PANSIES—all colors, cornuta, odorata, Jersey Gem, (Blossoming Age) 50, 85c plants

Its charm lends grace to either the border or rockery. Bloom all summer.

Field-grown **PERENNIALS** and **ROCK GARDEN PLANTS**, blooming age. 5c each, 25 varieties.

Field-Grown Stock, 250 Acres
BARGAIN PRICE LIST FREE

ADOLPH FISCHER NURSERIES
Evergreen Dept. 48 Add 25c for Packing Easton, Pa.

Garden Digest

"Clever, practical, necessary"—"the garden magazine" of all garden magazines—because it condenses articles of outstanding value from scores of other magazines—books and bulletins each month.

Garden Digest is your private secretary—always watching for the best. Sample 10 cents. One year's subscription, \$1.00. Garden Digest, 2312 Cent Oak Lane, Pleasantville, New York.

Sound, expert advice by the best known gardening experts in every issue of *The American Home*, a new home and garden magazine that sells for only \$1 a yr. Address, Garden City, N.Y.

A Splendid Crop THIS BOOK FREE

For Fall, Winter, Spring
Grow Mushrooms in your cellar or shed. Make up to \$25 a week or more. Famous White Queen brand. Big demand. We tell you how. Illustrated book free. Start NOW—write today!

MONEY IN Mushrooms

AMERICAN MUSHROOM INDUSTRIES, Ltd.
Dept. 485 Toronto, Ont.

CASH CROP QUICK MONEY

Now get big berries 60 days after planting. 4 Times Earlier, longer, later at high prices. Obtained \$87 from \$3 patch; \$465 from acre.

STRAWBERRIES

New Keith methods, varieties increase yields. No special soil or care.

1st Berry Patented

NEW KING BERRY (U. S. Plant Pat. 36) Leading berry for canning or table use. It's "red to the heart." FREE Year Book Lists new berries, more e-z-making methods. Write Keith Bros. Nursery Box 40, Sawyer, Mich.

FREE ROSE BOOK

37TH EDITION, "ROSES OF NEW CASTLE," printed in exquisite colors, tells how to grow these roses, and many other flowers. Gold mine of information. Beginners ought not to be without this book. Low prices. Write for copy. It's FREE

HELLER BROS. CO. Box 221
New Castle, Ind.

BUIST'S MONARCH

THE GIANT OF TOMATOES

Massive in size, delicious flavor, perfectly smooth, ripens evenly without cracking. One Packet, 15c—Four Packets, 50c

We will mail FREE a trial packet of this superb tomato with BUIST'S GARDEN GUIDE and CATALOG; 144 illustrated pages with complete planting instructions.

Write for this FREE OFFER today sending 3c to cover mailing cost.

ROBERT BUIST COMPANY
DEPT. 5, PHILA., PA.
Seedsmen Since 1828

**New Type
Olson
Rugs**
By Patented Process



**Your
Choice of
44 exquisite
Persian, Turk-
ish, Chinese and
Japanese designs
— quaint Hooked
patterns, Ovals, and
rich One and Two-Tone
colors in sizes for all needs.
WE HAVE NO AGENTS
EXTRA SAVINGS
Never Before Possible**

**Woven
REVERSIBLE
for Double Wear**
Actual Photograph of Olson Rug
No. 96426. A famous Persian
design reproduced in many Sizes.

NEW RUGS from OLD

SAVE 1/2 — Free Book in color Tells How



JUST PHONE your local Railway Express Agency to call for your old rugs, carpets, clothing, at our expense . . . We do the rest.

THINK back . . . to the many times when you would have given a great deal to have had new rugs. Unexpected guests—your turn to entertain—a party for the young people. *And here is a luxurious new reversible rug for your home . . . at no more than the cost of a new dress.*

WEEK'S TRIAL — FACTORY-TO-YOU — OUR 59th YEAR
We Pay Express, Freight, Parcel Post from Any State.

Women everywhere are discussing these *finer type* Olson Rugs that can be used on both sides—wear twice as long—are easy to clean—cling close and firm to the floor—and cost only HALF the money you'd expect. *If You Are Not Proud* of the luxurious and aristocratic appearance of your Olson Rugs and the great saving you have made, you can send them back at our expense and we will pay you for your materials. You cannot lose a penny.

WRITE for catalog in colors that tells how we merge, sterilize, reclaim the valuable wools in discarded materials of all kinds—bleach out the old colors, re-spin, re-dye and weave IN A WEEK into lovely, modern new seamless, reversible Olson Rugs.



OLSON RUG CO.
CHICAGO NEW YORK SAN FRANCISCO
Mail to 2800 N. Crawford Av. Chicago, Dpt. A-50
Gentlemen: Mail me your big new money-saving RUG BOOK, FREE, and SURPRISE OFFER.

Name

Address

Town..... State.....

COPYRIGHT 1933, OLSON RUG CO.

An early start with annuals

[Continued from page 128]

every garden. Don't plant in rows, but rather group by dozens, or twenty-five, or more, taller kinds at rear, dwarfier to the front. If viewed from distance, groups may be larger. Dwarf kinds can be used for edging purposes but rather than single narrow rows, irregular masses make more pleasing effect.

Why pay more?

[Continued from page 105]

tured wood. The simplest test for this is to lift the piece at one end. The weight must be judged by the size and bulk of the article, but it will feel heavy and substantial, not flimsy. In thin end cases cheaply put together we get a warping and shifting of the frame that allows a side to side movement if you lean heavily on the top. In time such frail construction will cause drawers to stick and eventually the breaking up of the body. A body on high legs should be braced as we have mentioned before and even the low bracket feet will have corner blocks for strength.

Drawer ends will be dovetailed, but this fact, along with a few others that we shall discuss, no longer stands as a mark of careful workmanship unless backed by other features. Mechanically made dovetails have made it possible for even the cheapest of furniture to boast this construction. It is quite worth while, however, to study the care that has been taken in the fitting of the dovetails.

The center runners on drawers and the dust partitions between were once supposed to be the earmarks of true craftsmanship but to-day appear on good and poor furniture alike and are not criteria of quality.

On veneered or laminated drawer fronts, around the edges, we often find a tiny bead known as a cock bead. Look carefully to see if this tiny bead is but a thin strip glued on the front face. If it is, its purpose is solely decorative and it will be very apt to snap off in a short time. However, if this bead is actually a one half inch, or greater, strip of wood with a bead face, its purpose is structural as well as decorative and you may be assured it will

stay on the drawer and also protect the edges of the inlay or marquetry.

Just a few generalizations in closing. Carving should be of the period, not flagrant and overpowering, and in the best furniture is always partially if not entirely handwork. Woods should be genuine and not substitutes. Gumwood or pine with a mahogany stain is never mahogany and cannot be passed as such. Finish is largely a matter of personal taste, but a good waterproof lacquer is a necessity on a dining table top and a hand-rubbed and waxed finish on any piece whatsoever is worth seeking.

Be honest and sincere when you purchase your furniture and you will not be apt to stray. Establish carefully what you can afford to spend for a given piece or set, then ask your salesman for the best buy that he can give you from a point of structure, wood, and form. Do not sacrifice decent material and construction to prettiness and elaboration.

How to select seeds for good vegetables


[Continued from page 120]

gram are Golden Bantam, Howling Mob, Metropolitan, and Country Gentleman. One half pound of each of these would be enough to sow one hundred feet of row. However, in order to get full ears, you should plant four rows of 25 feet length each of any one variety. Long single rows are not properly pollenized.

There are several delicacies worthy of a place in every garden, but the owner's likes are the governing factor. Leek, a mild member of the Onion family, makes a delightful salad. Brussels Sprouts are considered by many as the most delicious of the Cabbage tribe. Chinese Cabbage (sown in midsummer) is a spicy Mustard, fine either cooked or as a raw salad. A packet of each of these will prove sufficient for the average home garden.

A CORRECTION

We regret that the Remi Scout Typewriter priced at \$19.75, illustrated on page 39 of the December, 1932, issue was erroneously described as writing both small and capital letters instead of only capital letters. Another Remi Scout priced at \$34.50 writes small as well as capital letters.



Any or All of These Well-Known Garden Books Sent For Free Examination Now Much Less Than Former Prices

HAVE you envied the velvety lawn, the shady trees and the beautiful flowers of your neighbor in the back? Have you wished your plants and shrubs would grow to be as beautiful as those around the house on the corner? Of course you have—it's just natural.

But there should be no reason now why you too should not enjoy the gorgeous handwork of Nature—lovely flowers, vines, trees and shrubs which you can combine to make yours a "dream house" that everyone will stop to admire and envy.

Above are illustrated four of the most comprehensive, the most up-to-date and the most widely used flower and garden books ever published for the home gardener. They are the standard garden guides now used by thousands of home owners everywhere, many of whom have paid as high as \$5.00 each for them.

A special offer is now being made which brings them to you for only \$1.95 each. Or you may obtain any two for \$3.60—any three for \$4.95—OR ALL FOUR FOR ONLY \$6.00. *This is only \$1.50 each!*

FOUR STANDARD BOOKS EACH BY AN AUTHORITY

GARDEN MAKING AND KEEPING

By Hugh Findlay

A \$5.00 Value—Now Only \$1.95

This is a friendly book, written from the heart of an acknowledged expert and garden lover. It takes you by the hand and leads you step by step through all the details of making your garden. Everything connected with the planning, planting and cultivation of lawns, of all sorts of flowers, plants, shrubs and trees is simply and clearly explained in non-technical language. Comprehensive lists of growing things are given, with data on their adaptability to various purposes, to soil and to season. With every word, the author is thinking of *your* home. A splendid guide for those just beginning a garden, for those desiring to change their garden and for those who already have a garden. 252 pages, full size 5½ x 8¼. Illustrated with photographs and diagrams. Beautifully bound in durable green cloth with full-color wrapper, tinted top and gold stamping.

THE BOOK OF GARDEN FLOWERS

By Robert M. McCurdy

A \$3.50 Value—Now Only \$1.95

Here is perhaps the most complete, most convenient reference book of garden flowers ever published. It identifies every garden flower and gives practical, concise directions in planning your garden, helping you to choose the flowers that will grow best in your soil and climate that will give the most beautiful and colorful effects. Here are little gardening hints that quickly make flowers your friends—valuable little secrets of easy care and planting. Everything you should know about garden flowers is here to help you get more productive results on every inch of your flower garden patch. 311 pages, describing over 400 different kinds of garden flowers grouped under the headings of the four seasons—Spring, Summer, Fall and Winter, profusely illustrated with almost a score of black and white as well as almost 100 full-color cuts, and a valuable color-chart. Size 5½ x 8¼ bound in green cloth, stamped in gold and 4-color wrapper.

GARDEN BLUE BOOK OF ANNUALS AND BIENNIALS

By Henry Stuart Ortloff

A \$2.50 Value—Now Only \$1.95

A garden today is no garden at all unless it can boast of its cutting patches of annuals. Have you ever admired the profusion of beautiful flowers and their captivating fragrance in a florist shop? Did you wonder what the names of some are—how they are grown? Do you know that these same flowers may be grown easily and simply *right in your own garden?*

This book is devoted exclusively to the hundreds of beautiful annuals and biennials—flowers you know and many you don't know. Here are the simple secrets for growing the *best* flowers among the 1082 different varieties of annuals, together with complete explanation of their habits, traits and peculiarities. Here you learn how to keep your flower garden in a continuous bloom of riotous color and beauty. It contains 254 pages of easy-to-read-and-follow advice; full size 5½ x 8¼. Illustrated with photographic reproductions and helpful diagrams. Bound in durable blue cloth and stamped in gold.

MY GARDEN

By Louise Beebe Wilder

A \$3.00 Value—Now Only \$1.95

Here is a remarkably authentic book by one of the country's foremost amateur gardeners. Whether you are already an expert gardener or a novice who has never planted a single seed, this book will open to you a new, enlightening chapter in the growing of flowers. Mrs. Wilder takes you through *every phase* of garden making, introducing to you the thrilling romance of plant and blossom, showing you many little-known ways for achieving indescribable beauty and completeness in every gardening venture. She discusses *your* problems in *your* language from which you gain a deeper understanding of the flowers you grow. She knows your difficulties and she solves them for you in a way that makes her book most fascinating. Size 5½ x 8¼, beautifully bound and illustrated. Tinted top, 317 pages and 2-color wrapper.

MAIL THE SPECIAL COUPON AT ONCE!

It is difficult indeed to do justice to these four splendid books in the small space of this announcement. You must actually see the books themselves. And so we offer to send one or two or three or all four of them to you, charges prepaid, for 5 days' *free examination*. Those you don't want simply return at our expense. If you decide to keep one send only \$1.95, plus the few cents postage; if you decide to keep two, send only \$3.60 plus the few cents postage; if you decide to keep three, send only \$4.95 plus the few cents postage, and if you decide to keep four send only \$6.00 plus the few cents postage. **IF YOU KEEP ALL FOUR YOU ARE OBTAINING A \$14.00 VALUE FOR ONLY \$6.00.**

But send the special coupon at once. Remember it costs nothing to examine them.

NELSON DOUBLEDAY, INC.

Garden City

Dept 32

New York

NELSON DOUBLEDAY, INC.
Dept. 32, Garden City, N. Y.

GENTLEMEN:

Please send me, charges prepaid, for 5 days' *free examination*, the book or books I have checked below. If I don't like them I will return them at your expense. If I decide to keep them I will send you for any one I keep \$1.95 plus the few cents postage; for any two I keep \$3.60 plus the postage; for any three I keep \$4.95 plus the postage; for all four \$6.00 plus the postage.

- | | |
|---|---|
| <input type="checkbox"/> GARDEN MAKING AND KEEPING | <input type="checkbox"/> BOOK OF GARDEN FLOWERS |
| <input type="checkbox"/> BLUE BOOK OF ANNUALS AND BIENNIALS | <input type="checkbox"/> MY GARDEN |

NAME _____

St. & No. _____

CITY _____

STATE _____

Burpee's Special Flower Offers

SWEET PEAS and other GARDEN FAVORITES



Aster
Azure
Fairy
Pkt.
30c
←



Sweet Pea
Lady Ruffles
Pkt. 25c



Calendula
Golden
Beam
Pkt.
35c
→

Special Collections of Favorite Flowers

From the most popular classes of annual flowers we have selected the choicest varieties for the unusually fine collections offered below. At \$1.00 each, every collection is an exceptional value. And you may have any three for \$2.50 or any six for \$4.75.

Asters—Mammoth Peony Flowered

Collection No. 7780: Gorgeous new peony-shaped flowers 5 in. across with petals folding toward the center. 1 packet each of 4 separate varieties, —Azure Fairy, Maiden's Blush, Peach Blossom, and Swansdown—(value \$1.20) for \$1.00.

Larkspur—Giant Imperial

Collection No. 7753: A wonderful new annual Larkspur of the upright Delphinium form. 1 packet each of 6 separate varieties, —Carmine King, Dark Blue Spire, Gloria (deep rose), Miss California (salmon-pink), Peach Blossom, and Lilac Spire—(value \$1.40) for \$1.00.

Petunias—New Giants

Collection No. 7802: Simply wonderful in size and striking in color. 1 packet each of 4 separate new varieties, —Copper Red, Evening Star (white with yellow center), Robin Hood (red with black center), and Ruffled Pink—(value \$1.30) for \$1.00.

Snapdragons—New Majestic

Collection No. 7553: Beautiful new giant-flowering semi-tall type. 1 packet each of 6 separate varieties, —Avalanche (white), Eldorado (crimson), Orange King, Red Chief, Rose Marie (salmon-rose), and Twilight (apricot)—(value \$1.50) for \$1.00.

Zinnias—Giants of California

Collection No. 7585: Magnificent large flowers of superb form. 1 packet each of 8 separate varieties, —Crispe Queen, Enchantress (rose-pink), Golden Queen, Grenadier (dark red), Lavender Gem, Purity (white), Salmon Queen, and Scarlet Gem—(value \$1.20) for \$1.00.

Six Lovely NEW Flowers

Collection No. 7648: 1 packet each of 6 of the finest new flowers: **Snapdragon** Floradale Salmon Rose, gorgeous new color; **Marigold** Guinea Gold, carnation-like flowers; **Nasturtium** Golden Gleam, double sweet-scented; **Dahlia** Unwin's Dwarf Hybrids, easily grown from seed; **Venidium fastuosum**, Monarch of the Veldt; **Calendula** Golden Beam, golden yellow, quill-petaled "Radio"—(value \$1.80) for \$1.00.

Snapdragon
Eldorado
Pkt. 25c

Special Combination Offer

Each of the collections listed on this page and specially priced at \$1.00 saves you money. Furthermore you may have any three \$1.00 collections, your choice, for \$2.50 or any six \$1.00 collections for only \$4.75. You may take more than one of any kind if you wish under this special combination offer. Order promptly to be sure of getting your choice. All are easy to grow. Cultural directions with each packet. We pay postage.



Here are some of the choicest of the famous Burpee flower seeds—the best strains yet produced of many old favorites—new varieties that show wonderful advances in beauty of form and color—flowers to make your garden a summer-long delight to you and the wonder and envy of your friends. All are Burpee tested and guaranteed seeds—the best that grow. Every collection is specially priced to offer really unusual value.

Choice Mixtures of Popular Flowers

Each of these finest mixtures of the different classes is comprised of the most beautiful and desirable colors carefully blended and balanced, in every way equal to the quality of the separate named varieties. Every packet is a big value. Choose your favorites. We pay postage.

ASTERS—California Giants, Double...	Pkt. 15c
ASTERS—Mammoth Peony-Flowered	" 25c
DAHLIAS—Exhibition Mixture. Easily grown from seed, flowering from late June until frost.....	" 1.00
DELPHINIUM—Floradale Hybrids....	" 40c
LARKSPUR—Giant Imperial (Annual).....	" 15c
PETUNIAS—Giant Fluffy Ruffles.....	" 35c
PETUNIAS—Balcony, Large Flowered	" 15c
PHLOX—Drummondii Grandiflora.....	" 10c
SCABIOSA—Tall Double, Large Flowered	" 10c
SNAPDRAGONS—Majestic, Semi-tall	" 25c
SNAPDRAGONS—Giant (Maximum)	" 15c
SWEET PEAS—Burpee Blend.....	" 10c
SWEET PEAS—New Ruffled.....	" 25c
VERBENA—New Giant	" 15c
ZINNIAS—Giants of California.....	" 15c
ZINNIAS—Giant Dahlia-Flowered.....	" 15c

Burpee's New Ruffled Sweet Peas

Strikingly beautiful is this new summer-flowering class of Giant Ruffled Sweet Peas. The blooms are very large, exquisitely ruffled, and gracefully arranged on long stems in fours and fives. We have selected the seven finest Ruffled varieties for this special collection offer:

- Fluffy Ruffles:** A lovely light cream-pink.
 - Lady Ruffles:** The delicate pink illustrated above.
 - Ruffled Beauty:** A sheen of lilac over a rich cream pink.
 - Ruffled Carmine:** Soft, bright carmine-rose.
 - Ruffled Orchid:** Lavender-pink with pastel mauve sheen.
 - Ruffled Primrose:** A pure cream.
 - Ruffled Rose:** Rich, warm rose.
- Collection No. 7325: 1 packet each of the seven varieties above (value \$1.40) for \$1.00.
Collection No. 7326: 2 packets each of the seven varieties above (value \$2.80) for \$1.75.

Burpee's Best Eight Sweet Peas

Flower growers know that a selection of Burpee's Best Eight summer-flowering Sweet Peas means the finest Sweet Peas in the world. We have chosen the following varieties for this prize collection:

- Boy Blue:** Deep rich blue—the best blue Sweet Pea.
 - Daffodil:** Deep cream blooms exquisitely frilled.
 - Fire:** A glorious flaming red.
 - Floradale:** Salmon-pink, frilled and duplexed.
 - Fortune:** Dark blue wings; violet blue standard.
 - Jack Hobbs:** Cream ground, flushed scarlet-pink, leaving a cream picotee edge.
 - Mrs. Luther Burbank:** Cerise suffused with salmon.
 - Sybil Henshaw:** Deep crimson; large flowers.
- Collection No. 7320: 1 packet each of the eight varieties above (value \$1.45) for \$1.00.
Collection No. 7321: ½ ounce each of the eight varieties above (value \$2.40) for \$1.90.

Collection of 16 Popular Sweet Peas

Collection No. 7310: A selection of some of the most popular of Burpee's Sweet Peas. Sixteen colors, all different but every one a beauty. Sixteen separate, named packets (value \$1.65) for \$1.00.

W. ATLEE BURPEE CO.
728 BURPEE BLDG. . . . PHILADELPHIA

Home Garden Vegetables

Here are two collections forming complete well-balanced Home Vegetable Gardens. All varieties are of the highest quality and easy to grow. We pay postage.

- No. 7001: 15 packets—15 different varieties (value \$1.50) for \$1.00.
- No. 7002: 25 packets—25 different varieties (value \$2.50) for \$2.00.

BURPEE'S 1933 Garden Book FREE

Greatest garden guide describing all best flowers and vegetables. Hundreds of pictures. Packed with valuable planting and gardening information. The trusted handbook of over a million gardeners every year. It's free. Write for your copy today.



Petunia
Ruffled
Pink
Pkt.
25c

SOW BURPEE'S GUARANTEED SEEDS