

The American Home

10¢



Give a Job—and Improve Your Home
 Read **THE AMERICAN HOME EMPLOYMENT PLAN** on Page 81




*All the VAGRANT COLORS in the room
brought into harmony with a Bigelow carpet*



COLOR scheming—a fascinating but difficult game. Somehow the colors won't compose.

But see how a Bigelow rug or carpet makes the whole scheme "click." It turns discord into harmony, jumble into ensemble. It echoes and holds together all the vagrant colors of your other furnishings on walls and floor.

Your Bigelow carpet is itself a color scheme in perfect balance. Artists designed it working with a palette of over 2000 colors...alluring colors...stimulating colors, woven into a wide variety of



patterns that have received the approval of style experts.


An art not learned quickly—Bigelow began 106 years ago and has kept on gaining skill. There you have a chief reason why today Bigelow rugs and carpets outsell all others.

You will find many helpful and practical suggestions in *Decorating Your Home*, a manual attractively illustrated in color and priced at one dollar. Write us at 385 Madison Avenue, New York.

Rugs (9 x 12 size) \$20 to \$180. Carpet (square yard) \$2.15 to \$10.

BIGELOW-SANFORD

Early fall brings to this brick terrace the spicy fragrance of luscious purple grapes that hang from the arbor above it. Residence of Mrs. J. D. Bates, West Springfield, Mass.



The American Home

Contents for November, 1931

VOLUME VII	NUMBER 2
	PAGE
Cover Design by W. Buehr	
The Charm of Yesterday	80
The American Home Employment Plan	81
A Course in Furniture—VIII. Colonial and Federal Furniture, 1770-1840	84
Two Tempting Tables for November Holidays	86
Symphonies in Silver <i>Helen Sprackling</i>	87
Fire Without Flames <i>Marie Hulser</i>	90
An Old House Lives Again <i>Mary Heath</i>	91
On and Off the Half Shell <i>Elizabeth H. Russell</i>	93
As Dutch as Dykes <i>Donald G. Tarpley and Harold D. Eberlein</i>	95
Spain's Gift <i>Jefferson M. Hamilton</i>	96
English Charm <i>Russell G. Fudge</i>	97
A French Farm <i>Theodore Whitehead Davis</i>	98
Air Conditioning for Small Homes <i>C. Arnold Hall</i>	99
Welcome Stranger! <i>Dorothy Stacey Brown</i>	101
Smoothing Things Over <i>Louise Gibbons Gurnee</i>	105
Planting Roses This Fall? <i>Romaine B. Ware</i>	105
Plants for Patios <i>Anderson McCully</i>	106
Flowers for the Winter Window Garden <i>Adolph Kruhm</i>	108
Setting the Garden in Order <i>C. T. Gregory</i>	110
For Winter Gardening <i>Llewellyn Price</i>	112
Hearthstone Booklets	123
Shop Windows of To-day <i>Diana North</i>	125
Devices for American Homes <i>Diana North</i>	130
In and About the Garden <i>Leonard Barron</i>	136
Garden Reminders	138
Index to Advertisers	140

REGINALD T. TOWNSEND
Editor

LEONARD BARRON
Horticultural Editor

FREDERICK KLARMAN
Art Editor

HENRY HUMPHREY
Managing Editor

DOUBLEDAY, DORAN & COMPANY, INC., GARDEN CITY, NEW YORK; PUBLISHERS OF WORLD'S WORK, COUNTRY LIFE, THE AMERICAN HOME, SHORT STORIES, LE PETIT JOURNAL, EL ECO, WEST.

BOOK SHOPS (BOOKS OF ALL PUBLISHERS): NEW YORK: LORD & TAYLOR; JAMES MCCREERY & COMPANY; PENNSYLVANIA TERMINAL; 1 WALL STREET; GRAND CENTRAL TERMINAL; 53 EAST 44TH STREET; 848 MADISON AVENUE; 105 EAST 57TH STREET; 370, 420, 526, AND 819 LEXINGTON AVE.; 31 NASSAU ST.; PHILADELPHIA: BROAD STREET STATION BUILDING; ATLANTIC CITY: 2807 BOARDWALK; CHICAGO: MANDEL BROTHERS; ST. LOUIS: 310 N. 8TH ST., AND 4914 MARYLAND AVE.; SPRINGFIELD, MASS.: MEEKINS, PACKARD & WHEAT; SYRACUSE, N. Y.: DEY BROTHERS & CO.
OFFICES: GARDEN CITY, NEW YORK; NEW YORK: 244

MADISON AVENUE; BOSTON: PARK SQUARE BUILDING; CHICAGO: PEOPLES GAS BUILDING; CALIFORNIA: SANTA BARBARA; LONDON: WM. HEINEMANN. LTD.; TORONTO: DOUBLEDAY, DORAN & GUNDEY, LTD.

OFFICERS: F. N. DOUBLEDAY, CHAIRMAN OF THE BOARD; NELSON DOUBLEDAY, PRESIDENT; RUSSELL DOUBLEDAY, VICE-PRESIDENT; JOHN J. HESSIAN, TREASURER; LILLIAN A. COMSTOCK, SECRETARY; L. J. MCNAUGHTON, ASSISTANT TREASURER.

COPYRIGHT, 1931, BY DOUBLEDAY, DORAN & COMPANY, INC. ALL RIGHTS RESERVED. TITLE REGISTERED IN U. S. PATENT OFFICE. SUBSCRIPTION \$1.00 A YEAR; FOR CANADA, \$1.50; FOREIGN, \$2.00. ENTERED AS SECOND CLASS MATTER AT GARDEN CITY, NEW YORK, UNDER THE ACT OF CONGRESS, MARCH 3, 1879.

A Five Thousand-Year-Old Armchair

IN THE Boston Museum of Fine Arts one can gaze upon the reproduction of an armchair in which there sat five thousand long years ago Queen Hetep-heres of Egypt. The design bears a startling likeness to our modernistic furniture, forthright in its simplicity, beautifully adapted to its function.

Before that chair could be brought to glittering reality for your eyes' delight, those curious-minded persons we call field archaeologists had worked for two long years in a little pit back of the Great Pyramid at Gizeh painfully gathering up bits of gold plate and tiny fragments of decayed wood "preserving traces of joints and tenons and mortices." Nothing too minute to escape their vigilance until at the end of their patient note-taking and recording they were able to re-create this stunning piece of royal furniture.

WHY should the resources of modern science be centered on so seemingly a trivial object as an armchair for a queen who has been long forgotten?

Isn't it because that chair, and the pictures it evokes, touch a human cord that is often unresponsive to the tales of the rise and fall of dynasties, the confused struggles of Titan armies, the pomp and panoply of history in the conventional sense? Centuries before Greece burgeoned into the finest flower of civilization the world has known, before Rome sent out the singing legions, before Christ was born, a woman, who we like to think was beautiful, leaned back in that graciously wrought chair, while the sacred cat arched against her gold-sandalled feet, and knew hope and fear and desire and dreamed long dreams of love.

It is the intimacy of life itself that the patient-fingered archaeologists have given back to us, the everyday goings on of a people of flesh and blood who went about their home making even as you and I, no matter how remote in time they may have been.

And it is in this field to-day that THE AMERICAN HOME moves. As recorder of the intimacies of life that is not carried away by the currents of external events but is intensely concerned with the creation of beautiful environment, this magazine has its significant part to play in the making of an authentic American civilization.

You've learned to expect better things from G.E. Here's one—

The New General Electric Heat Regulator

GENERAL ELECTRIC has developed a scientific heat regulator that will add to the comfort and convenience of every home.

Fluctuation in house-temperature is unhealthful and expensive. It contributes to colds and other sickness. Wastes fuel. Makes you uncomfortably warm at one time and unpleasantly cold at another.

The new General Electric Heat Regulator reduces fluctuation in house-temperature to a minimum, regardless of outside weather-conditions.

The chart shows how the G-E Heat Regulator keeps the temperature within $\frac{1}{2}$ of 1 degree of that desired! This regulation is possible by reason of its exclusive patented features.

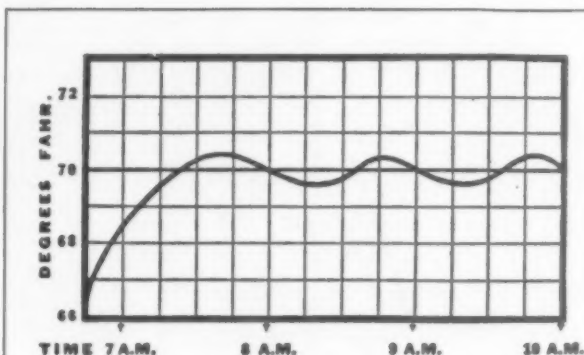
For example: instead of having furnace-drafts (or fuel-valves) completely open or completely closed, the G-E Heat Regulator gives *graduated* control, with the drafts always in the exact position required.

It has a special coil in the thermostat which *anticipates* rises in room-temperature and slows down the heat as the selected degree is approached. Without such provision, the accumulated furnace-heat would force the room-temperature far above that desired.

It has a safeguard against interruption in the electric house-current (on which all heat regulators operate). This works automatically the instant the current stops, preventing excess formation of heat and at the same time keeping the fire from going out.

The G-E thermostat is neat, small, and attractively finished in dull bronze. It fits perfectly with any decorative scheme.

Prices are very moderate, because of General Electric methods of specialized production. The single-range model (illustrated) sells for \$85, completely installed. The double-range model, with an electric



THE TEMPERATURE YOU WANT . . . AS LONG AS YOU WANT IT

Note the accuracy of the General Electric Heat Regulator in arriving—and staying—at the desired temperature. It varies less than $\frac{1}{2}$ of 1 degree either way. This accuracy is made possible solely by its exclusive features. Without them a fluctuation of several degrees is unavoidable.



timing-device for making day and night temperature-changes automatically, sells for \$125, completely installed. Convenient time-payments may be arranged if desired.

The G-E Heat Regulator can be installed on your present heating-system, without even interrupting your regular heating. It operates on ordinary house-current, at very little

cost. By conserving fuel, it should save considerably on your heating-bill.

Your nearest G-E dealer will gladly show you this latest General Electric development. See him today. Or write us for illustrated booklet giving full details. Penn Heat Control Company, *National Distributors*, Franklin Trust Building, Philadelphia, Pa.

GENERAL  ELECTRIC
HEAT REGULATOR

FOR EVERY TYPE OF HEATING SYSTEM

America's Largest Roofers



WORKMANSHIP AND MATERIALS BOTH GUARANTEED FOR TEN YEARS



W

HEN you are ready to renew your old roof or sidewalls with permanent, fire-resisting and leak-proof asphalt shingles, consider this: in the last 18 years over 164,000 home owners have called on TILO for this work; every one of them secure in the knowledge that for 10 years TILO takes full responsibility for the roof and sidewalls. Only TILO's exclusive slate-covered shingles, applied by TILO's carefully trained experts, make it possible to give every home owner this complete TILO 10-year guarantee covering workmanship and materials.

TILO is proud of its remarkable record. And you will be proud of the new roof and sidewalls that TILO puts on your home, as well as safe in the assurance of 10 years of absolute freedom from any troubles. In addition, if you wish, you can fit these improvements into your family budget with a year to pay.

It is impossible in an advertisement to give an idea of all the merits of TILO service, or the various styles and colors of TILO shingles; but if you will write we shall be glad to give you fuller information, or have a TILO man call and answer all your questions. *Write today.*

TILO ROOFING COMPANY, Inc.
EXECUTIVE OFFICES 370 LEXINGTON AVENUE, NEW YORK CITY

Workmanship

Guaranteed for 10 years

TILO'S own men apply your roof and sidewalls.



Materials

Guaranteed for 10 years

TILO exclusive slate covered asphalt shingles.



Written

Guarantee

The finest home insurance in the world.




A Year to Pay



YOUR NEIGHBOR'S HOME IS TILO'D

Branches in principal cities of the following states:

NEW YORK, NEW JERSEY, PENNSYLVANIA, CONNECTICUT, MAINE, MASSACHUSETTS, NEW HAMPSHIRE, RHODE ISLAND



Photograph by Harold Holiday Cortain

Polhemus & Coffin, Architects

The Charm of Yesterday

Plainly showing the influence of its Colonial antecedents this friendly little house recently built for Mr. C. Whitney Carpenter, at Bedford Hills, N. Y., proves that one cannot go far wrong in embodying the principles of our forefathers in planning our homes of to-day

The American Home **Employment Plan**

*Make your home more attractive and valuable
while giving work to those who must have it*

RIGHT in your home, and in the homes of your neighbors, there are *profitable* opportunities for relieving much of the unemployment that exists in your community to-day. Profitable and very practical opportunities to increase the market value of your home, to put it in better condition, and to make it more comfortable, attractive, and up to date. Opportunities to help yourself while helping others in dire need of employment—men to whom charity is repugnant except when it becomes the only means of feeding hungry children.

THE AMERICAN HOME EMPLOYMENT PLAN is a practical contribution to the important relief programs instituted by President Herbert Hoover and his director of relief, Walter S. Gifford, and put into effect through local employment committees in every community in The United States. It recognizes that work, not charity, is wanted by able-bodied Americans and that charity is for those unable to help themselves. It recognizes that there is work to be done in the maintenance and improvement of every American home, which, if performed under a concentrated program during the five ensuing winter months, would give employment to hundreds of thousands of men.

Herbert Hoover, when Secretary of Commerce, said that the building industry, in all its ramifications, ranked second only to agriculture in volume of money and men employed, and that in its influence upon the economic welfare of the nation it might even exceed agriculture. This great and vital industry has suffered severely during the past two and a half years—a fact that is highly significant in any appraisal of the causes of the present depression. Restore building activity and a great step forward toward a balanced economic structure will be taken.

Appreciating these facts, THE AMERICAN HOME offers its Employment Plan to you and to your community, and to the nation at large, and invites your personal coöperation.

The list on the next page contains suggestions for many home improvements. Please read it through to the end.

Consider each suggestion in its possible application to your own home. Would you like to have the improvements made which are indicated in any of the items? Many of the suggestions involve very little expense. Others are necessary to maintain your home against depreciation and obsolescence. All of them will increase the value of your property and make for better living.

When you have checked items that interest you, find out what they will cost. Take your list to your local committee on unemployment relief. This committee will undoubtedly have men on its list who can submit estimates and carry out the work which is required. Also consult the local merchants who supply the material you may need. If the total cost exceeds the amount you can spend at once, consult your building and loan association or your banker, for very often permanent improvements to the home can be financed over a period of a year or two on very favorable credit terms.

THE cost of making these improvements is lower now than any time during the past twenty-five years—lower than it will be again when world-wide economic balance is restored. By making the improvements that fit your home this winter instead of delaying until next spring or summer, you will not only secure the advantage of rock-bottom prices for materials and exceedingly low costs for labor, but you will be giving employment at the time when it is most critical to the nation's welfare.

Remember that whether you do the work yourself or give the job to one or more unemployed men in your community, each purchase of material you make gives employment to some factory workers and to the distributors and merchants who bring the material to your door.

Reprints of this page and the following one may be secured at cost from THE AMERICAN HOME, Garden City, N. Y. Single copies, 2 cents for return postage; 10 copies, 16 cents; 100 copies, \$1.50; 1,000 copies, \$14.50; 5,000 copies, \$33.50; 10,000 copies, \$53.00.

THE AMERICAN HOME EMPLOYMENT PLAN

Read this list through for improvements that fit your home; then consult your local unemployment committee for men competent to submit estimates and perform the work. Be sure to carry out the improvements you want this winter while men are in dire need of work. Twenty items will be discussed in detail in each issue, from November to March.

1. Develop recreation room in basement.
2. Install cedar lining in one or more existing closets.
3. Repair or replace gutters, leaders, or flashings.
4. Install dormer window or skylight to make attic space more useful.
5. Repair existing roof; restrain or apply preservative to wood shingles; repaint canvas deck roofs; stop all leaks.
6. Reroof with wood, asphalt, asbestos or metal shingles, slate, clay tile, or metal.
7. Repair or replace hardware; correct sagging doors or defective windows.
8. Install a milk or package receiver.
9. Convert coal-fired boiler or furnace to burn low-cost buckwheat or pea coal.
10. Apply asbestos or other heat insulating covering on pipes and boiler to reduce waste of fuel.
11. Reconstruct and straighten warped chimneys, add chimney pots, point up old masonry to improve draft.
12. Construct new outside chimney to permit introduction of new fireplaces.
13. Clean chimney flues; clean out ash pits, repair flue connection, reset furnace.
14. Install an incinerator.
15. Modernize exterior of house by applying shingles, clapboards, brick facing or stucco over present exterior.
16. Repair porch railings, floors, steps, etc.
17. Add new porch or enclose existing porch with glass to make new sunroom.
18. Construct new removable winter vestibules for doors exposed to cold winds.
19. Build portable screen enclosure for open porch for summer use.
20. Prepare window and door screens for next season's use, including rewiring where necessary and repainting.
21. Install full-length mirrors on bedroom doors.
22. Install modern closet fittings, such as shoe racks, clothes hangers, linen shelves, storage drawers, etc.
23. Install booster fan on warm air pipe leading to underheated room.
24. Correct the heating of a cold room.
25. Repaint exterior of house in fall while weather permits.
26. Modernize floor plan of house by combining two rooms in one, changing or removing partitions, etc.
27. Convert large closet into an extra toilet or shower room.
28. Provide extra bedroom by subdividing large room, by using waste space in attic, or by extra addition.
29. Install wash basin in bedroom.
30. Install door bed in sewing room, library, or other extra room (having a closet) to make it a convertible bedroom for occasional guests.
31. Enlarge existing garage for extra car or build new garage.
32. Remove dead wood from trees and shrubs and have tree surgeon repair decayed parts of important trees.
33. Reconstruct dry-wells; carry drainage from leaders further from foundation; or apply waterproof membrane around exterior of basement walls before ground freezes (to forestall flooded cellars in spring where conditions indicate need).
34. Modernize existing bathroom—new wall

treatments, flooring, fixtures, medicine cabinet, etc.

35. Build new closets.
36. Provide outside accessories such as window boxes, trellises, bird houses, etc. ready for use in the early spring.
37. Erect new fences, gates, arbors, pergolas and other outdoor garden structures.
38. Construct concrete, stone or brick walks, terrace, or steps to house or garden.
39. Conceal all radio wiring, including aerial and ground connections.
40. Install new concealed radio wiring to permit use of extension speakers in bedrooms, dining room, or attic or basement recreation room. (Note: The average standard commercial receiver will operate from two to ten reproducers, permitting use of radio in any part of the house without moving the receiver).
41. Install remote control for radio receiver, built-in speakers, etc.
42. Modernize the kitchen arrangement for more efficient work.
43. Build breakfast nook in unused part of kitchen or pantry, or build new breakfast porch.
44. Install new kitchen or pantry cupboards and closets or modernize storage space.
45. Install oil burner, automatic stoker (coal or coke), or gas burner in heating plant.
46. Relocate or replace radiators.
47. Install movable disappearing stairway for space economy.
48. Convert warm air heating plant to modern forced circulation system for better heating, with humidification.
49. Convert one-pipe steam heating system to vapor-vacuum system for more uniform heating and greater fuel economy.
50. Improve operation and efficiency of two-pipe steam, vapor or hot-water system.
51. Install new high-efficiency boiler, furnace, or air conditioning heater.
52. Replace common glass with ultra-violet ray (health) glass in nursery, sunporch, or other selected windows.
53. Install automatic heat control device.
54. Install air-moistening (humidifying) equipment to create more healthful conditions (now possible with any type of heating system).
55. Weatherstrip doors and windows.
56. New storm sash or double windows for exposed rooms.
57. Install fuel lift from basement wood pile to near fireplace in living or dining room.
58. Install an invalid's elevator to give greater freedom of movement for a person who cannot climb stairs. (Can be installed without major alterations).
59. Have wiring system checked over for compliance with insurance requirements.
60. Modernize lighting system—relocate fixtures, substitute wall brackets for chandeliers, provide new fixtures.
61. Install extra electrical outlets to eliminate or reduce the need for long cords.
62. Eliminate the nuisance of finding light pull cords by installing adequate wall switches at entrances.
63. Install new sink in kitchen or pantry.
64. Install an electric dishwasher.
65. Install pilot light on selected switches.
66. Install night lights or bed lights in bedroom with switch at bedside.
67. Eliminate batteries on bell call or annunciator system by installing small power transformer.
68. Provide low voltage current in playroom for operating electric trains and toys.

69. Modernize the laundry equipment—perhaps including new trays, washing machine, ironer, or clothes dryer.
70. Install laundry chute.
71. Remove storm windows in early spring. Replace old screens with more convenient type such as roll-up or outswinging.
72. Early spring exterior painting of all items not repainted in the fall.
73. Repair cracked, loose, or fallen plaster on walls or ceilings throughout the house.
74. Plaster basement ceiling on metal lath for fire protection, cleanliness, and better appearance, or surface with wallboards. Cover defective plaster ceilings with fabric, wallboards, or pressed metal to eliminate future repairs.
75. Install a ventilating fan in kitchen.
76. Correct defective fireplaces.
77. Install hearth and mantel for gas or electric radiant heater in bedroom or other room lacking chimney connections.
78. Install pine, oak, or other plank, or paneled walls in dining or living room.
79. Modernize obsolete interior trim and doors by replacing with new.
80. Repaint interior trim in one or more rooms, or throughout.
81. Insulate roof or attic floor to reduce heat losses in winter and to make second story or attic bedrooms cooler in summer. Also consider insulating sidewalls of house for maximum comfort.
82. Line unfinished attic space with insulating boards or plaster to create extra room or playroom.
83. Build in new bookcases, window seats, china closets, telephone closet or cabinet, folding ironing board, children's toy cupboard, work bench, etc.
84. Dampproof basement walls on inside to prevent leaks.
85. Insulate cellar walls and cold water pipes to minimize condensation and excessive dampness in mild weather.
86. Redecorate with paint, plastic paint, wallpaper, wall fabrics, wood veneer, or other material one or more rooms.
87. Kalsomine or whiten ceilings throughout the house.
88. Install new hot-water heater or tank.
89. Refinish hardwood or painted floors, or cover existing floors with pre-finished or block type wood flooring.
90. Install linoleum, rubber tile, or other modern decorative composition floors in selected rooms.
91. Install ceramic tile floors or wainscots in bathroom or kitchen.
92. Add new bathroom (by rearrangement of partitions or exterior addition, or in attic or other spare space).
93. Install shower enclosure in bathroom.
94. Install modern concealed radiation.
95. Cut up fire wood or replenish supply in cellar (local unemployment committees may have cord wood for sale prepared by unemployed laborers).
96. Install an electric sump pump to automatically remove water from basement where subject to flooding during spring.
97. Install handrail on stairs (cellar, service, or main staircases); reconstruct cellar stairs for greater safety; install gate at head of stairs to safeguard children.
98. Recondition driveway, applying new crushed stone surface; reset brick or flagstone walks or terrace pavements where lifted by frosts.
99. Put garden tools in order for spring use—repair and sharpen lawn mowers, repaint wheelbarrows, roller handles, and clean up and oil all metalwork on tools.

Reprints of this list may be secured at cost from THE AMERICAN HOME, Garden City, N. Y. It may be quoted in part or in full if credit is given.

Twenty Ideas for Fall Home Improvements

EACH month for the five months, November, 1931, to March, 1932, twenty items out of the check list on the opposite page will be selected for further discussion according to their timeliness. This month we choose improvements that can be undertaken out-of-doors before severe weather sets in and a few that pertain to the heating system. The following notes (numbered as in the check list) are intended to point out the sources through which you can obtain advice and guidance, and the types of labor you may need to employ to carry out the work. For more complete information, discuss your project with local builders, carpenters, plumbers, building and loan association officials, building material dealers, and others familiar with building improvement work. THE AMERICAN HOME EMPLOYMENT PLAN EDITOR will gladly assist you in the solution of your particular problem if you cannot secure adequate advice through such local sources.

3. *Repair or replace gutters, leaders, or flashings.* Carefully examine the wood or metal gutters and leaders and, if possible, inspect the flashings in valleys or around chimneys on your roof. If rusted or decayed, consult your local tinsmith or sheet metal worker, or roofing contractor about repairs or replacement. You will thus prevent possible damage through leaks during the winter. At the same time consider using more durable metals that will never need replacement.

4. *Install dormer window or skylight in roof to make attic space more useful.* If you are planning eventually to improve the attic as a playroom or extra bedroom, you may need to introduce an extra dormer window or skylight for proper lighting or ventilation. This work should be done before severe weather sets in. Obtain estimates from a carpenter and roofer. Stock dormer windows and trim, and stock skylights are made by some millwork manufacturers and may be available through your local lumber yard or mill.

5. *Repair existing roof; restrain or apply preservative to wood shingles; repaint canvas roof decks; stop all leaks.* If roof is showing signs of deterioration but is still too serviceable to require complete replacement, repairs should be made before severe weather. Wood shingles may be restored in appearance and improved in weather-tightness by painting with stains and liquid preservatives made for this purpose. They restore the color and add to the life of the shingles. Canvas roof decks should be examined at once as to their present condition. Special roof deck paints are made for this purpose. Loose slates, tiles, or asbestos shingles should be reset. Any leaks that show inside the

house on plastered walls or ceilings should be traced and the leaks repaired in the roof. Consult roofing contractor, carpenter, painter or sheet metal worker, depending on conditions found.

6. *Reroof with wood, asphalt, asbestos or metal shingles, slate, clay tile, or metal roofing.* If a new roof will soon be required, consult a local roofing contractor or your building material dealer. Several types of roofing can be applied directly over old roofing without exposing house to inclement weather.

11. *Reconstruct and straighten warped chimneys, add chimney pots, point up old masonry to improve draft.* Have a mason examine your chimney if mortar joints show looseness or if exposed top has warped due to unequal expansion. Chimney pots will extend height of chimney and will improve draft. Usually involves only a few days' work for mason and helper.

12. *Construct new outside chimney to permit introduction of new fireplaces.* If new fireplaces are wanted in first or second story rooms and a section of an outside wall will permit the erection of a chimney, consult a local mason at once regarding cost of adding an extra chimney. Foundation must be laid before frost and work should be completed before severe weather. A few hundred dollars will add these comforts to the average home. To assure perfect operation of new fireplaces and for maximum heating and ventilating effect, consider use of metal fireplace units that are built into the masonry.

13. *Clean chimney flues; clean out ash pits; repair flue connection; reset or clean out furnace and boiler.* This work should be done to every chimney and heating plant at the beginning of the season. If you have not taken care of it this year, it can still be done on a mild day when the fires are banked. A chimney sweep can clean the chimney; or better still employ a heating contractor equipped with a vacuum chimney and furnace cleaner to put the entire system in perfect condition.

15. *Modernize exterior of house by applying shingles, clapboards, brick facing, or stucco over present exterior.* Many old homes can be given new value and attractiveness by "over-

coating" with a new exterior finish. Consult carpenter if shingles or clapboards are desired, or mason for brickwork or stucco. The cost is not great in comparison to the values created and can usually be financed through your local building and loan association. Consider while making these changes the introduction of new windows and doors of modern design, including steel casements. Add new shutters.

17. *Add new porch or enclose existing porch with glass to make new sunroom or conservatory.* No investment is likely to give the family more enjoyment or to add more value to the home than an attractive sunporch for winter use. If the addition is new, foundations should be laid by the mason before frost. Estimates should be obtained from a carpenter or from companies specializing in porch enclosures and screening. Your heating contractor will provide estimates for installing new radiator or extra (Continued on page 114)



Walter S. Gifford, Director of the President's Organization on Unemployment Relief

REGINALD T. TOWNSEND, Editor
THE AMERICAN HOME
Garden City, New York

Dear Mr. Townsend:

The experience of various communities last year showed that where householders carefully scrutinized the opportunities for maintenance repairs and alterations they provided a good deal of employment that would otherwise not be available.

The check list you have made ought to be a helpful reminder to householders of this opportunity to provide useful work.

Very truly yours,




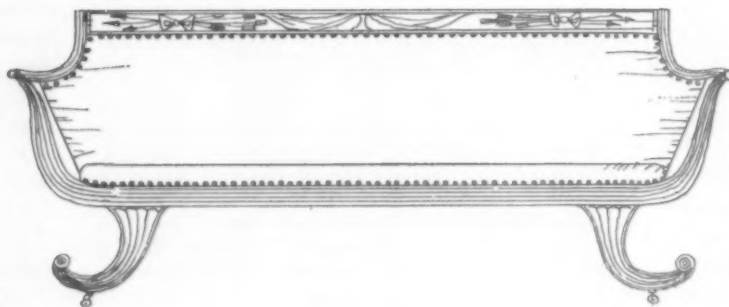

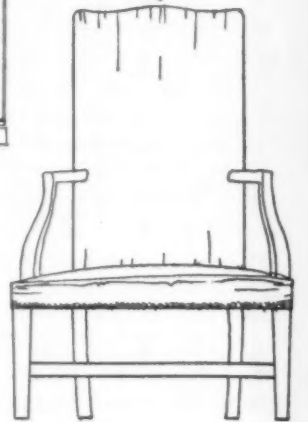
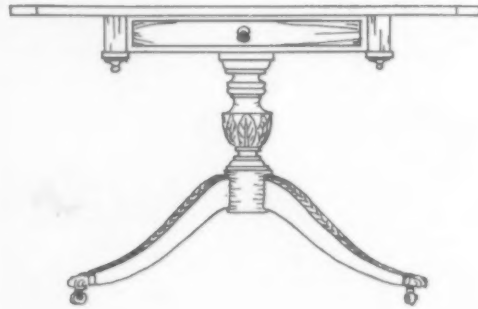
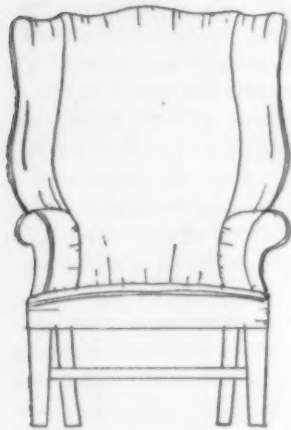



WALTER S. GIFFORD

A Course in Furniture

VIII. Colonial and Federal Furniture—1770-1840

Drawings by LURELLE GUILD

Of dignified proportions and charming lines are the chairs, tables, and sofas built by Duncan Phyfe. One outstandingly characteristic feature of his furniture is the lyre motif often used on the backs of chairs. The wing chair at the left and the Martha Washington chair at the right come down to us from the Late Colonial period. The mirrors show beauty of outline, and the banjo and shelf clocks decorative excellence in addition to their practical usefulness. The wood used in desks, lowboys, and bureaus was chosen to display the beauty of the grain, and shell carving on the knees and front panels increased the charm of these pieces



FURNITURE making is a major American industry, and one in which the tradition of good workmanship has always prevailed. The great historic value of the simple primitive furniture of the early settlers will always be recognized, and its value increases yearly, but in the next era of development after the Early American, design and construction of furniture progressed into a fine art. Rich Colonists wished to surround themselves with what they had known at home, and a state of society grew up in Virginia, Pennsylvania, New York and New England which demanded furnishings as near like those of the English aristocracy as possible. Before 1708 mahogany had been imported into this country and had taken its place as a cabinet wood. In the vicinity of Philadelphia it was particularly popular, and New York and New England soon followed suit.

The Colonial cabinetmakers were happy in their treatment of the native walnut and of mahogany, in fact their work often rivals the best of the French and English.

Besides the fine school of cabinetmakers in Philadelphia, headed by William Savery, Goddard of Providence, Rhode Island, produced some magnificent work particularly in the block front style. Bureaus, highboys, lowboys, and desks from his hand are especially dignified and beautiful, and much prized at present by collectors. McIntire of Salem, and Townsend of Rhode Island, also produced in mahogany carved and ornamented work which has much grace.

AS THE years of the Napoleonic Wars occupied the civilized world the rage for the Empire, Directoire, and Consulate swept all before them, and modified furniture design so much that the older periods were forgotten. In America the greatest exponent of these types of furniture was Duncan Phyfe, who was born in Scotland in 1768, and came to America when he was sixteen years old. The family settled in Albany, and the son who was destined to make the name famous started business there as a cabinetmaker and designer. He came to New York in 1790, and located on Broad Street, to be near the rich merchants and fine mansions of Broadway. He later moved to Fulton Street where his cabinetmakers occupied several buildings and he made what was a large fortune for those days. His work was considered the best obtainable at that time, and documents still exist to show that he provided the complete furnishings for many fine homes, both in New York and throughout the neighboring countryside. Some of his carvings show strongly the influence of the French school, featuring bunches of arrows, swags of drapery, lyres, acanthus, and other delicate details of Empire origin. His earliest pieces, derived from Sheraton and Hepplewhite influence, are worthy of a place beside any of their European contemporaries. In 1847 Phyfe sold his business and retired to live quietly in his Fulton Street house until his death in 1854. He carried well the mantle which had fallen to him from the great cabinetmakers of the eighteenth century, and deserved his title, "the American Sheraton."



The Duncan Phyfe sofa table with its drop leaves was intended originally to be used in back of a sofa. (Erskine-Danforth Corp.)




This reproduction has captured the simplicity and grace of line of the original Martha Washington chair. (Charak Furniture Co.)



An authentic reproduction of a banjo clock depicting the Boston Tea Party in its colored panel. It has a synchronous electric time movement. (Seth Thomas Clock Co.)


A perfect copy of a Late Colonial desk showing the beautifully grained wood and exquisite inlay. (Old Colony Furniture Co.)



Mirrors played a very essential part in the homes of the Colonial dames. (Old Colony Furniture Co.)



This chair shows the lyre motif in the back and laurel carved legs, both Phyfe characteristics. (Charak Furniture Co.)



Truly Duncan Phyfe in its design is this sofa with lyre motifs in each end. (Charak Furniture Co.)

FOR NOVEMBER HOLIDAYS



Dana B. Merrill

Above, table from Kittinger Company, silverware from Oneida Community Ltd., pottery and luster from Mitteldorfer Straus, enamel glasses from Pitt Petri, linens from Lord & Taylor. Right, Stickley table from W. A. Hathaway Company, linens from Lord & Taylor, silver from International Silver Company, tall glasses from Pitt Petri, sherbet glasses from Stern Brothers, soldier boy candy holders from Lord & Taylor, star candlesticks from Mitteldorfer Straus, plaid plates from R. H. Macy & Company



Two Tempting Tables

Arranged by THE AMERICAN HOME

A GAY Thanksgiving breakfast is shown in the upper photograph on this page. The handsome carved oak table is spread with doilies of coarse filet lace, and deep orange luster bowls are set in readiness for the cereal course on dishes of pottery decorated in colors. In the center of the table is a hollowed-out pumpkin filled with autumn fruits and surrounded with a fruit border. The pottery plates are decorated with a band of leaves and a picture

of the *Mayflower* in color, and the tall glasses of green bubbly glass display coaching scenes in bright enamels on their sides. The hollow ware matches the flatware and both are silverplate of simple, dignified pattern.

The jolly little round table shown in the lower picture is set for a children's Armistice Day celebration. The maple drop-leaf table is set with place plates having a red plaid design, and each one holds a sherbet glass, red alternating with blue. Red candles are in the star-shaped candle holders of brass, the drummer boys hold scarlet candies in their drums, and red and white bonbons are in the flat blue dishes at the corners. The favors are tiny aéroplanes, and the festive cake is decorated with red candles and American flags.

Symphonies in SILVER

New Patterns at New Prices

by HELEN SPRACKLING

THIS is a very important season in silver—particularly for those who are about to buy. Three distinct features make it so: the new palladian untarnishable finish, several fine new designs from which to choose, and silver's present low cost. Beginning with this last fact which affects all silver, we hear a great deal about "pre-war" prices these days. Silver goes even farther than that, for I am advised by certain men in the silver world that never in its history has it been so low. The basic metal, silver bullion, is very low in cost just now. In addition, one runs no risk of inferior quality for, as you know, the purity of sterling silver is fixed by government standard. Hence, it would almost seem that one couldn't afford not to buy it. Just as a matter of investment sterling silver is an advantageous "buy" because those same men who told me that it had never been so low in history told me also that, of course, it is always possible that the price of silver may go up at a moment's notice.

Brides, givers of gifts, and those who need to replenish their supply are fortunate indeed. For in addition to a consistently lowered price on all standard designs of the past, some new designs have been issued, simple and lovely in conception, which make possible the increasing use of sterling silver *en famille*. There is a number of others whose formal beauty and classic design are most superbly brought forth in a harmonizing background of dignity and formal charm.

There is Directoire, for instance, finely restrained in motif in accordance with modern ideas of taste and beauty, yet reflecting the elegance and suave beauty of the period for which it was named. Such a pattern finds its richest setting in a dining room of Duncan Phyfe inspiration, and the other closely related styles of the same period. The importance of the correct design in silver in relation to the dining room itself cannot be too fully stressed. In the modern dining room, no matter how simple the scheme, the table silver is a related and integral part of the whole picture. The makers of the Directoire pattern have always placed

great emphasis on period design in silver so that not only in this pattern but in their other designs as well is there that authenticity of feeling which makes them "harmonize in mood and motif" with whatever decorative period they are designed to represent.

Similarly formed in beauty is Shamrock V which, incidentally also goes to prove the old saying "What's in a name?" For if its inception had anything to do with yachts and the picturesque character of Sir Thomas Lipton, its design is as finely Georgian in feeling as one could possibly wish to have. The design of silver, particularly in the past, has always been influenced by architectural motifs. In this pattern, characteristic motifs of the brothers Adam have been applied with a delicacy and grace that will delight all those who enjoy the classic simplicity of this period and who have furnished their dining rooms accordingly. Both the

Directoire and the Shamrock V patterns are carried out in flatware and hollow ware making possible a distinguished table ensemble. The designs blend well with other patterns so that single pieces make exquisite gifts. One is always safe in buying individual pieces that are part of a fine flatware service, for they are generally superior both in design and construction.

A bit of advice on buying silver is perhaps not amiss here since many people may think that any piece marked "Sterling" must, at the present low price of silver, be a good investment. Silver pieces must be judged on the basis of

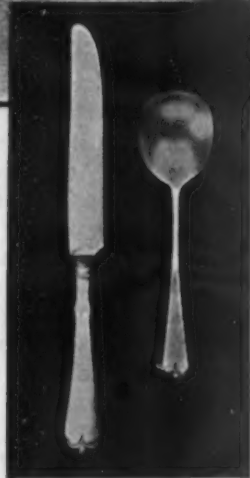


It will be a table of rare charm that is set with this Shamrock V pattern. Its delicately wrought Georgian motifs will delight all those who prefer the classic simplicity and gracious dignity of this period. The new Shamrock V tablespoon is shown above. (Courtesy of The Gorham Co.)





their design and craftsmanship as well as their metallic content. Really good sterling is artistic in design and contour, well constructed, and beautifully finished. There are, of course, two weights in sterling. The more exclusive patterns are generally in the heavier weight and are least affected by the low price of silver, since the designs represent the finest craftsmanship, frequently with hand chasing added. One needs only to buy thoughtfully. All the well-known silversmiths meet the demand for sterling patterns at a moderate price in an artistic and tasteful manner. A discriminating person buying on a modest

The Lotus pattern at the left reflects in its finely turned decoration the beauty of Danish hand-wrought silver. It achieves a distinguished simplicity which may with equal taste be placed before the most discriminating guest or become a satisfying detail of everyday living. (Silver from the Watson Co.; china and glass, W. H. Plummer & Co.; cloth, Old Bleach)



Characteristic motifs of the Directoire period, wrought by silversmiths noted for their fine period design, have resulted in a modern Directoire silver service of restrained elegance and beauty. (Silver from Rogers, Lunt & Bowlen; glass and china from Gilman Collamore & Co.; cloth, Irish and Scottish Linen Guild)





Photographs by Dana B. Merrill

The pleasing curves and tasteful simplicity of the Symphony design above will make a quick appeal to those who appreciate the modern trend in design. It combines well with silver of other design, or sets an exquisite table in itself. (Silver from Towle Mfg. Co.; china and glass from Gilman Collamore & Co.; cloth from Irish and Scottish Linen Guild)

Silver for everyday use is part of our modern creed of gracious living. Rhapsody (at right), a new flatware, is particularly effective for family service because of its palladian, untarnishable finish which requires no polishing. (Silver from International Silver Co; china from W. H. Plummer; glass, Gilman Collamore & Co.; cloth, Lord & Taylor)



budget, therefore, should insist on one of these.

There is an increasing tendency among people of taste to make sterling silver an everyday matter. In the past, tradition has demanded that it be saved for "occasions." But sterling is an integral part of the gracious art of daily living which is fast becoming the modern creed and in which a fine simplicity plays an important part. The other silver patterns, new this year, reflect this modern feeling very strongly,

The new Rhapsody pattern is a striking illustration of just this point. Modern in feeling (Continued on page 120)



A gas-burning coal fire in a quaint English coal basket which is adapted from the old coal grate and has a charm all its own. It lends a note of comfort on these chilly November days



An old English coal basket filled with imitative refractory clay coals which furnish a radiant heat without ever burning out. It requires no attention for, like the heater above, this radiant coal fire uses gas

The effect of these imitation birch logs is especially successful for one who wants a wood fire, without any of the work that is usually attendant on one. (Three photographs courtesy of Homestead Heater Co.)

FIRE *without flames*

*Modern substitutes for
glowing embers*

Selected by
MARIE HULSER



An Old House Lives Again

A case of love at first sight



Richard Averill Smith

by MARY HEATH

WE KNEW just what we wanted and what we could afford. We must find a tiny house, with running water and a bathroom, and not too much land—just enough for a little garden. It must be in Connecticut, for our forebears had come from that corner of New England, and we wanted to go home. Our final purchase answered just one of these requirements, that of location—Connecticut!

We were fortunate, when we set out on our week-end hunt, to find a friendly, honest, real estate woman who took a sincere interest in our problem. We had seen her advertisement in the paper, liked the general locality and the sound of her name, so we consulted her.

She took us to two places, and we had to admit that the last one was about what we asked for—but it was not what we had been dreaming about! It was an ugly square box, blatantly new, cheaply built, in good repair, and with a microscopic bath. It was near the station of a town not too far from New York, and on a hill with a good view.

"It is about what we asked for," we agreed half heartedly.

"It's horribly new, and badly designed," said the pessimistic member of the firm.

"Well, we wouldn't be in it much," chirped the optimistic member. "We could live outdoors. The view is lovely."

The K. R. (kind realtress) sensed our lack of enthusiasm. She seemed as anxious to find just what we wanted as we were, and didn't urge us to buy.

"THERE'S just one other place I want you to look at," she said. "It would almost come within your figure, and though it doesn't fit your requirements, I do want you to see it before you decide. It's an old farm, sixty acres, much farther from the station, and has just a well."

We told her it wouldn't do at all, but we would look at it. We drove along a country road, up a hill, and stopped before an old gray house which hadn't known paint for years, but had lovely lines, and so much personality! We looked—and were lost. It was a clear case of love at first sight. With one glance at our faces, the K. R. drove into the gateway.

"I want you to see the woods," she said, and led us through a meadow, and into a beautiful woods, and across a bubbling brook!

"Think of owning scads of real trees!" cried the O. M. (optimistic member).

"But the house—" the P. M. (pessimistic member) objected feebly.

We went through the house. It was discouraging. The present owner, a Hungarian farmer, with his wife and one son, lived in a few of the rooms, and the rest were not used. The paper was falling from the walls, the floors were thick with dirt, the stairs were steep and broken. In one little lean-to room (which afterward became part of the living room) a pet opossum was caged, and under the kitchen stove an old hen with an unduly early brood camped till the arrival of warm weather.

"House all right, only we no got money to fix much," explained the farmer.

"It would take a barrel of it!" sighed the P. M.—the practical, as well as pessimistic, member.

With her own hands the farmer's wife had cleaned and whitewashed two of the bedrooms upstairs, and painted the

windows and doors, so that they looked livable. "We could camp out in these and the kitchen till we got enough saved," ventured the O. M.

To shorten a long story, we bought the old farm.

That summer, having spent all we could afford, we just cleaned the house and picnicked. Even while we scrubbed floors, scraped paper from walls, washed windows, cleaned paint, our love never faltered. The old house was so responsive! Under their coats of dirt we found floors of beautiful wide oak boards. And the view from the cleaned west windows was breath taking. After our labors, we rested in our woods beside our own brook with our friends, who insisted on coming to see us and would scrape and paint with the greatest enthusiasm.

The next year an unexpected windfall added enough to our savings to enable us to make a good many improvements. Having planned our changes the year before, we started early in the spring. (It might have been better to have consulted an architect, but we (Continued on page 122)




In keeping with the spirit of the house, Early Colonial furniture was selected, hooked rugs were used on the old oak floors, and a scenic wallpaper with a cream ground and figures of soft green, gray, tan, and a touch of black, were selected for the dining room



A large fireplace, a most essential feature, was built in the living room. The wallpaper chosen for this room was "The Landing of the Pilgrims"—a delightful paper in bright colors. The furniture was added piece by piece as found at near-by auctions

Cherrystone clams on the half shell are an epicurean delight which tempts the most jaded palate. Below is a cocktail of shell fish served in a Waldorf cocktail container that chills the contents of its inner glass to just the right degree. (Glassware courtesy of Lewis & Conger)



Dana B. Merrill

On and off The Half Shell



by ELIZABETH H. RUSSELL

THERE is no more appetizing way to start a luncheon or dinner party after the crisp fall days have come than by serving at these meals the succulent sea foods which have reappeared in the markets. When we are guests we feel sure that the courses which follow will be epicurean if our hostess has chosen to whet our appetites with oysters, clams, crab meat, or scallops for the first course, and happily we are seldom disappointed.

One of the most attractive ways to serve oysters on the half shell is to have in the center of the table when the guests are seated a large block of ice on a silver tray, or glass platter, with a hollow in the center, filled with crushed ice, and with the opened oysters placed on their shells on the ice. Each guest helps himself, preferably with his fingers. The base should be wreathed with ferns or other greenery, and ornamented with quarters of lemon. A block of ice may be prepared to hold the oysters by putting hot flatirons in the center of the block to melt a cavity, pouring out the superfluous water as it collects. An oblong block of perfectly clear ice should be used for the best effect, with the cavity several inches deep.

An ice tray in which to serve hors d'œuvres may be made with two baking pans, one small enough to set into the

other. The larger pan should be sunk in a box filled with a mixture of salt and cracked ice such as you would prepare for ice cream. Pile the ice and salt up to the edges of the pan, and fill the pan with water, colored or plain, then cover it over and leave it to freeze. When the ice in the large pan is about an inch thick the other pan may be forced down into it, and weighted. As soon as the surrounding wall of ice has frozen hard again, pour warm water into the inner pan and take it out quickly, leaving the tray in its packing until needed.

FOR serving, it should be packed with shaved ice and then it is ready to hold all sorts of hors d'œuvres which are eaten cold. A bowl may be half buried in the center filled with caviare, with smaller dishes at each end holding mayonnaise, and horse-radish, or cocktail sauce. The surface of the ice is then covered with crisp lettuce leaves, and around the central bowl nests of finely shredded lettuce containing anchovies, marinated lobster, shrimp, and crab meat, arranged as attractively as possible. The edge of the platter should be decorated with black and green olives, lemon quarters, and radishes in alternating colors. This is called

hors d'œuvre à la Russe, and is a most inviting way to serve cold appetizers at the table.

If you are serving oysters on the half shell, and individual service is preferred, the oysters are placed on shaved ice on the plates intended for the purpose or on large soup plates, with a quarter of a lemon in the center of each plate or with a small glass holding the cocktail sauce, and six or eight oysters (depending upon the size) placed around it. Clams may be served the same way, and it is impossible to tell which is the more appetizing—each has its enthusiasts.

The oysters are usually Blue Points or Cotuits, and the clams Little Necks, or the piquant, pink-fleshed Cherrystone clams whose firm flesh has a flavor and salty tang all its own. There are various ways of serving shellfish cocktails which are a little out of the usual, and which add a bit of interest to the course. They may be arranged in glasses which are half buried in ice, or in the Waldorf glass which is held in a framework inside its larger outside container also of glass, or a still more novel holder is a hollowed out pepper case, or half a fine grapefruit, with the edge engagingly scalloped in a design. The glasses, or the natural containers should be thoroughly chilled before they are filled and put upon the table, and they should not be filled until just before the guests sit down.

The cocktail sauce should be made long enough before the meal so that it will have time to chill thoroughly, and will be well blended and ripened. Here are a few recipes for making it:

Cocktail Sauce

1 cupful of catsup	$\frac{1}{2}$ green pepper minced
2 cupfuls of chili sauce	A little minced celery
A drop of Tabasco	2 sweet Spanish peppers
$\frac{1}{4}$ cupful of horse-radish	(minced very fine)
	Salt and pepper

Oyster Cocktail Sauce, Individual

1 tablespoonful tomato catsup	2 drops Tabasco
$\frac{1}{2}$ tablespoonful vinegar or lemon juice	Salt
1 teaspoonful celery, finely chopped	$\frac{1}{2}$ teaspoonful Worcestershire sauce

Oyster Cocktail

Allow seven Blue Point oysters to each person, and season with three fourths tablespoonful lemon juice, one tablespoonful tomato catsup, one half teaspoonful finely chopped

shallot, three drops Tabasco sauce, a dash of horse-radish, and salt to taste. Chill thoroughly and serve in cocktail glasses. Sprinkle with finely chopped celery and garnish with small pieces of red and green peppers which may be stamped out with a fancy vegetable cutter.

Hot oysters on the half shell may be served as follows: Arrange oysters on the half shell in a dripping pan, and bake in a hot oven until the edges curl. Allow six to each service, pouring over them the following sauce: Mix three fourths tablespoonful melted butter, three fourths teaspoonful each lemon juice and sherry flavor, a few drops of Tabasco, one fourth teaspoonful finely chopped parsley, and salt and paprika to taste. Before putting ingredients in the bowl, rub the inside of it with a clove of garlic.

A scallop cocktail is made by cleaning the scallops, putting them in a saucepan and cooking them until they begin to shrivel. They are then drained, chilled, and put into small fluted shells, allowing five for each shell. Arrange two shells on each plate of finely crushed ice, placing between the shells a small glass containing cocktail dressing, the same as used for Oyster Cocktails.

Another recipe for Scallop Cocktail is

1 teaspoonful salt	$\frac{1}{2}$ teaspoonful chopped shallot
$\frac{1}{4}$ teaspoonful pepper	$\frac{1}{2}$ teaspoonful olive oil
1 teaspoonful chopped parsley	10 drops Tabasco sauce
1 teaspoonful chives, finely cut	$1\frac{1}{2}$ teaspoonfuls Worcestershire sauce
$\frac{1}{2}$ teaspoonful dry mustard	2 tablespoonfuls vinegar
8 tablespoonfuls tomato catsup	1 teaspoonful grated horse-radish
1 pint scallops	

Mix ingredients except scallops. Cook scallops five minutes, drain, chill thoroughly, and cut in halves. Add to sauce and serve in cocktail glasses. This recipe makes six cocktails.

Lobster, shrimp, and crab meat must not be forgotten in making cocktails, for each one makes a delicious appetizer. The crab and lobster must have the meat carefully removed from the shells, cut into the proper sections, chilled, and then mixed with the prepared and carefully chilled sauce.


The recipe for Lobster Cocktail follows:

Allow one fourth cupful of lobster meat cut in pieces for each cocktail, and season with two tablespoonfuls each tomato catsup and sherry flavor, one tablespoonful lemon juice, six drops Tabasco sauce, one eighth teaspoonful finely chopped chives, and salt to taste. Chill thoroughly and serve in cocktail glasses.

A delicious shrimp and artichoke canapé is made by dressing the hearts of artichokes lightly with French dressing, and allowing them to stand in it for at least thirty minutes. Slice fresh shrimps in small pieces, removing the vein, and fill the artichoke hearts with them, then cover with mayonnaise. Lay them on rounds of bread, which have been spread lightly with softened butter, and cover with cucumber aspic. (Continued on page 117)



The implements which make the preparation of these toothsome oyster or clam cocktails easy include an ice crusher for ice cubes, a corer for grapefruit, a device for cutting the edges into a scalloped design, as well as the usual sauces and condiments. (All accessories from Lewis & Conger)

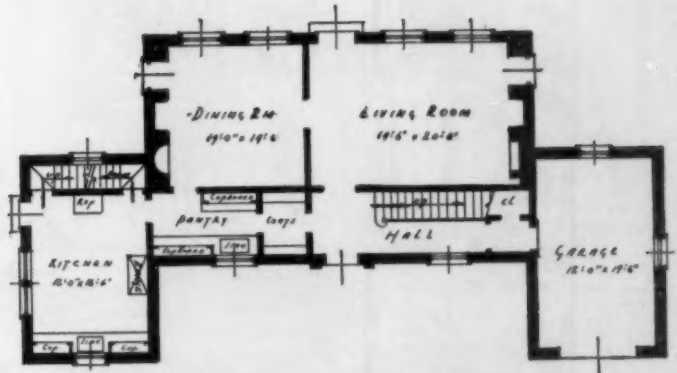
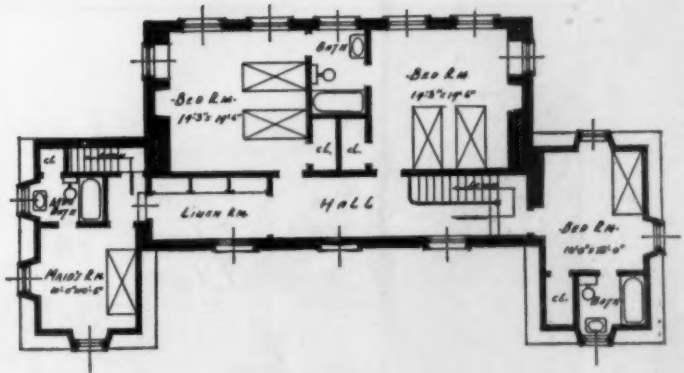


As Dutch as Dykes

A house from Holland

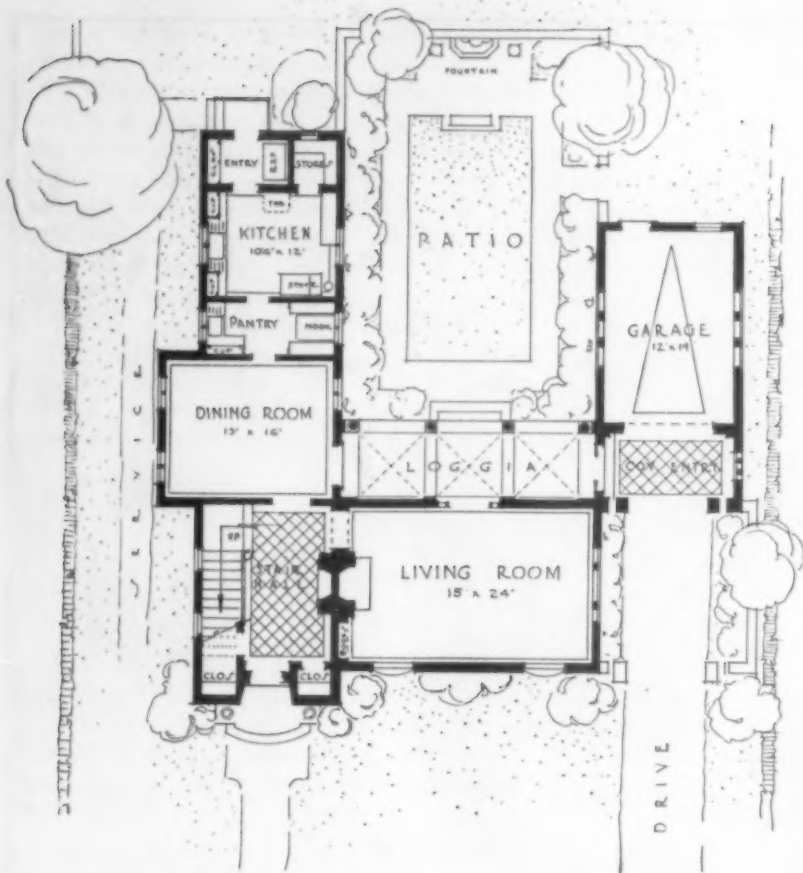
While we in America have seen many adaptations of English houses, French houses, Italian and Spanish houses, this is certainly one of the first times that a house of Dutch origin has been designed for American owners. Notice the gambrel roofs, a feature also of the so-called Dutch Colonial style; the dormers coming up, in the French manner, off the face of the wall, and, most characteristic of all, the very large windows which in Dutch houses run almost from the floors to the ceiling

Donald G. Tarpley, architect, and Harold D. Eberlein, associated, designed this charming Dutch house for *The American Home*. The cubage is estimated at 33,000 cubic feet and at 50 cents a cubic foot the house would cost \$16,500 to build. Mr. Tarpley suggests the house be built of Holland brick, which is soft in color and interesting in texture. He suggests black slate for the roof. The trim might be painted white or cream and the sash dark green or black. The basement would be only under the dining room end of the house




Spain's Gift

*An important addition to
American domestic
architecture*



Like all true Spanish houses this one, designed for us by Jefferson M. Hamilton, turns its back on the street and opens loving arms to its patio and garden. We particularly wish to call your attention to the plan of this house. One enters, through the front door, a large stair hall which contains a fireplace and serves as a reception hall, so rarely found in small houses to-day. The plan affords a secondary entrance, from an automobile, under the covered entry in front of the garage. Each of the bedrooms has an attached bath, and each has a terrace. The house is designed for Southern living and has no cellar. It contains 50,000 cubic feet and would probably cost about \$12,000 in the South.



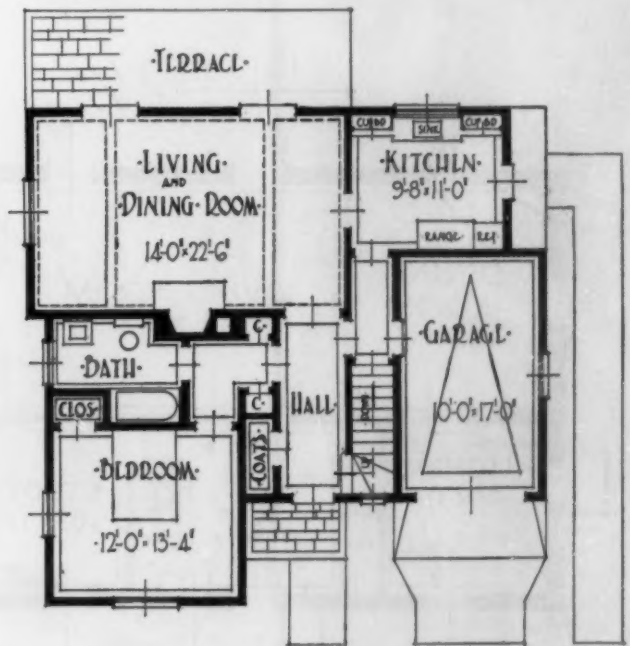
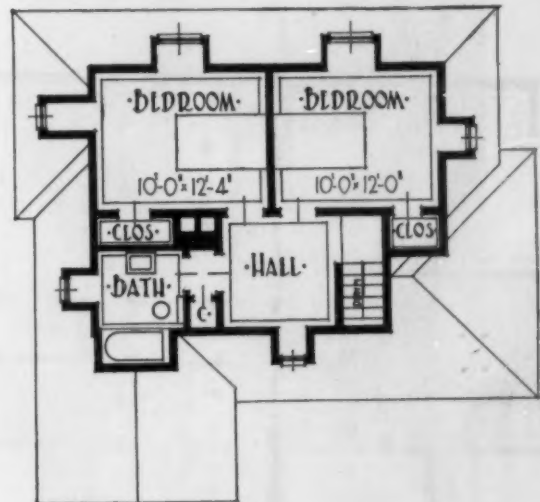


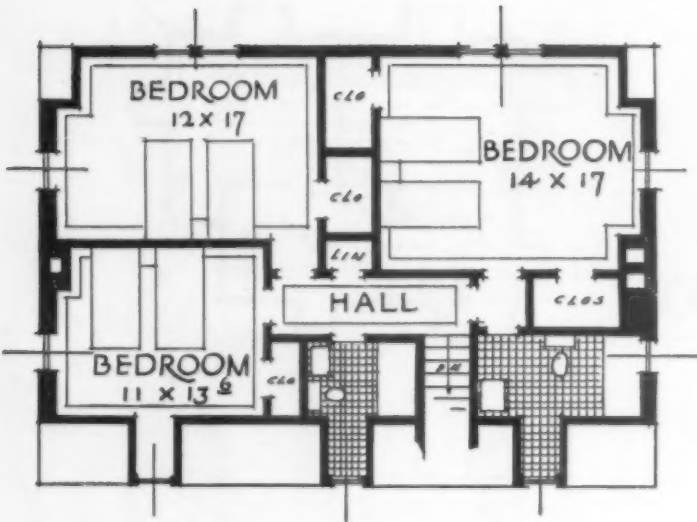
English Charm

On the American plan

This English design, with the Dutch and Spanish designs on preceding pages and the French house on the following, forms a quartet of "second generation" houses which derive from the architecture of European countries but are thoroughly American in feeling and plan. The English house on this page was designed by Russell G. Fudge. He suggests rough cast stucco, natural color, for the exterior walls, and gray asbestos shingles for the roof. The metal casement windows could be painted a greenish blue and the exterior woodwork stained a natural tint. Mr. Fudge estimates the cubical contents at 25,000 cubic feet. At 50 cents a cubic foot this house would cost \$12,500 to build.

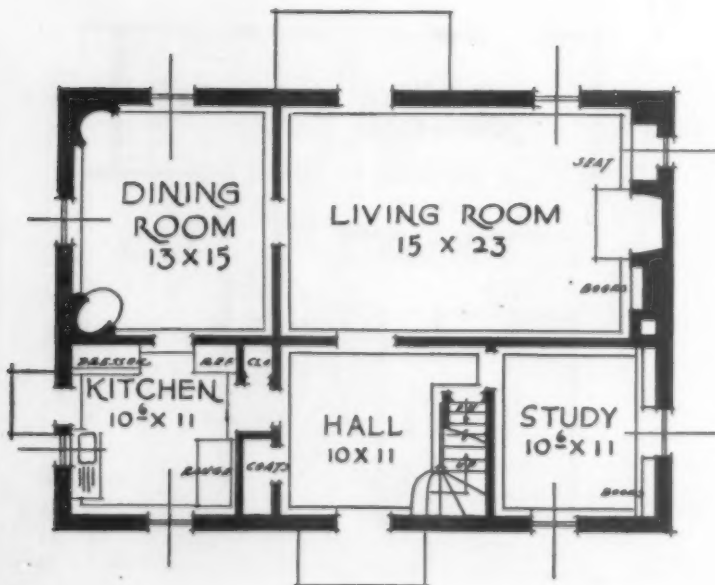
The basement floor plan, which is not shown, contains a heater room, a fuel room, a laundry and storage room. No excavation is planned under the downstairs bedroom and bath. The first and second floor plans show how efficiently this type of house can be arranged for American needs. The garage and kitchen are easily reached from the front hall. The combined living and dining room is of excellent proportions.





A French Farm

*Complete with rain barrel
and front door settle*



This interesting cottage which was designed for us by Theodore Whitehead Davis contains 30,000 cubic feet and would probably cost 50 cents a cubic foot, or \$15,000 to build in the New York area. The building materials include whitewashed brick for the walls and a stone veneer trim around the front door. Mr. Davis suggests for the roof weathered brown shingles laid with a 4" exposure and for the windows wood casements stained light brown. The shutters should be of the batten type, painted white, and Mr. Davis suggests white paint for the front door also. The floor plans show that good use has been made of the interior space in this house. The little downstairs study is an increasingly popular feature in small houses. The dining room, which measures 13' x 15', has a corner cupboard in one corner, a fireplace in another. The entrance hall is large and is convenient to the living room and the kitchen. The three bedrooms have two baths

Air Conditioning

for small homes

In the article below, written by an expert in the air conditioning field, is described the cabinet type of humidifier which is shown at the right. The attractive enclosure covers an efficient humidifying apparatus serving the whole house. (Courtesy, Doherty-Brehm Co.)

by C. ARNOLD HALL

THIS article contains some little-known information about your most precious possession—your health. It tells briefly how your health and your home property too are affected by the air that you breathe, one of the three prime essentials of human life—the triumvirate of food, water, and air.

Civilized people prepare the food they eat. Sensible people are careful about the water they drink. Yet how many people give much thought to the air they breathe in their own homes? To be healthful, air must be more than pure; it must be moist to the proper degree.

Those famous dry-spots of the earth's surface, Death Valley and the Sahara Desert, have a relative humidity (the scientific way of measuring air-moisture content) of about twenty-three per cent. The air in the average heated living room often reaches a dryness of fifteen per cent relative humidity during the winter months—twice as dry as Death Valley, twice as arid as the Sahara! That percentage represents only one quarter of the air-moisture that the human body requires for normal health. It is safe to say that the relative humidity of the indoor air which most of us breathe seldom rises above twenty per cent.


If we breathe this dry air too long we dry out the natural secretions of the delicate nose and throat membranes. Robbing them of their natural moisture lowers their resistance to dust and germs and the common cold weather complaints. Everyone has heard of the famous peaches-and-cream complexion of the English and the Dutch, inhabitants of a moist, healthful climate. And everyone knows the contrast in the complexion of the man who spends his life in the desert, of the Indian whose face belies his age because his skin is dry, wrinkled, deprived of the chance to retain normal body moisture.

Dry air is not only bad for health and complexions, it may attack house furnishings as well. Oftentimes we have to warn visitors: "Look out for that chair. It isn't very strong!" When that chair was built, it probably could have accommodated a 300-pound man. But it has dried out.



It has given up the natural moisture-content of its wooden frame to thirsty air. If this absorption of moisture continued unchecked in your house it would make floors squeak; doors warp and cease to fit; tables become shaky; rugs lose their original beauty; plaster crack; veneer surfaces contract and peel; book bindings, no matter how beautifully made, split and deteriorate; paintings become dull and lifeless; pianos in expensive cases lose their melodious quality and require frequent tuning; house plants wither and die. We must depend on humidification, either natural or artificial, to protect us from these preventable occurrences.

BACK of all this is a scientific fact—air has a moisture-carrying capacity which must be satisfied. If air is not supplied with sufficient moisture, it pilfers it from its surroundings. Its thirst must be quenched. And it will stop only when every possible object in its immediate neighborhood has given up every iota of moisture. It makes no difference whether it be the air passages of our noses and throats or a fine tapestry on the wall—if the object contains



At the left is shown one model of those new heating plants that turn out conditioned air, heated and humidified or cooled and dehumidified. The circulating ducts attach to the top of the plant, at the right; the return air ducts come in at the left. (Courtesy, Carrier-Lyle Corp.)

moisture and the air does not, the object must surrender what it has, no matter how essential this moisture may be to its own health or preservation.

Think of it in this way: the air contained in the average five- or six-room house at zero Fahrenheit temperature and relative humidity of fifty per cent carries about five ounces of water. When the temperature of this air is raised to living room comfort (70 degrees F.), the moisture-carrying capacity of this air increases fourteen times. This air must have seventy ounces of water (well over two quarts)

or extract it from occupants, furniture, rugs, house plants—from everything in the vicinity. Result: endangered health and deteriorated home furnishings.

Years of scientific research by interested companies has resulted in the perfection of apparatus of various types to supply to our homes in the winter this vital need of air moisture.

One of the first and still one of the most efficient methods employed to supply this moisture to our homes is a gas-fired warm-air furnace, equipped with an electric blower, air filter, and humidifying trough or reservoir.

The principles of operation employed in this type of system are very sound and practical. The air of the home is kept in constant motion by the blower, rotating the air through a system of air ducts as in a warm-air furnace system. Through return air ducts the air is brought down into the apparatus where it passes immediately through an air filter. Here a substantial amount of the dust particles contained in the air are removed.

From the air filter, the air passes into the blower, thence around the outside of the combustion chamber and humidifying reservoir picking up the water (Continued on page 118)



With the boiler type of heating plant one can use concealed radiation like that barely visible along the baseboard of the room at the left. Humidification sections are used with this kind of concealed radiation, as described in the text. (Courtesy, Bon-Air Corp.)



An attractive day-bed with a well-made tailored cover and a casual array of gay pillows supplemented by a desk, chair, end table and mirror solves the guest room question and creates an inviting corner for the living room by day

Welcome Stranger!

Finding a place for the guest

Where space and income are limited a cot with a comfortable mattress can be made the center of an effective group as shown here. The success of this arrangement depends upon the box-pleated covering and well-arranged cushions and at either end the modernistic book-cases with storage compartments, giving the whole composition an effect of permanence far more pleasing than had the cot been left unsupported

by DOROTHY STACEY BROWN

THE generous hospitality which our grandparents thought such a natural and necessary part of life has to a large extent passed with their spacious houses. Nowadays many of us do not feel able to spare even one room to be set aside for occasional use by a guest, living as we do in small houses whose building cost is calculated by the cubic foot, or in still smaller apartments where every extra room adds a formidable sum to the monthly rental.

Nevertheless, there is no reason why even a very small





Styles of day-beds to harmonize with various schemes of furnishing may be found. The group above would be very suitable in a Duncan Phyfe room. A folding screen affords the necessary privacy

apartment should not be arranged so that a guest may be comfortable for a short or even for a long visit. We may plan for this when furnishing, or we may rearrange furniture we already have.

In most homes the living room is the logical place to accommodate a temporary addition to the family. Since the first consideration of the living room should be the everyday comfort of the family, some type of sofa, couch or day-bed must be included among the furniture, and if in choosing this piece an effort is made to find one which can lead a double life gracefully, the would-be hostess may consider her difficulty solved.

The least elaborate type imaginable, and one which will make a great appeal to the young couple just starting on a limited income, is the simple couch cleverly disguised by cushions and covering, and made the center of an interesting group. In one of the best arrangements of the sort we have seen, an ordinary iron cot was used, and the cot, together with a comfortable mattress, cost only nine dollars and twenty-five cents. Much of the effect depended on a smartly arranged and well-tailored covering, while three square cushions against the wall and two round ones at the ends gave finish and comfort. At each end of the couch was placed a tall bookcase, giving the whole composition weight and an effect of permanence infinitely more pleasing than would have been the case had the cot simply been placed unsupported against the wall.

The visitor must have the greatest sleeping comfort possible, so we must provide the best springs and mattress the budget will allow, even if this means a little economy on the price of the cover or cushions. The best choice for the purpose is a strong coil spring—a sure guarantee of comfort, and one that makes possible the use of a less expensive mattress. We have found one metal couch with wood feet, which make it presentable for the living room, at a cost of seventeen dollars and seventy-five cents. The spring is as deep, strong, and well tied as a good box spring and—a point of importance in a room so much used—is open and easily dusted. Such a couch when finished with a tailored cover and casual pile of gay pillows (Continued on page 120)

To insure absolute comfort provide the day-bed with the best springs and mattress the budget will allow. The provision of a mirror and incidental table add to the convenience of the over-night guest without in the least impairing the appearance of the living room



The modern housewife may do all the family ironing in a short time and in perfect comfort. House dresses, aprons, pajamas, nightgowns, and men's shirts may be all ironed on a mechanical ironer. (Thor Speed iron shown at the right)

SMOOTHING THINGS OVER

by LOUISE GIBBONS GURNEE

THE patently prosperous Mr. Smythe-Jones surveyed the guests at his dinner table. There was a lull in the conversation. He hated lulls in conversation as much as lulls in business. "Tell 'em Mary," he addressed his wife, "about the time you burned the rear end off my tail coat the night the president of the bank called me to my first directors' meeting." And then he proceeded, himself, to regale the company with that time-worn episode.

It was funny to him now. But Mary remembered very vividly, the tragedy—how it had so nearly wrecked her husband's business career before it was fairly started. She remembered other minor tragedies of her young wifehood that even the passing years and the solid substantiability of being Mrs. Smythe-Jones hadn't wiped from her mind. That baby dress—no one embroiders like that anymore—she'd made for John Smythe-Jones, Jr. It went up in smoke, just like that! Simply because she picked the old sadiron from the back of the coal range instead of the front.

And the pair of pillow shams—they'd be almost museum pieces now—one said "Good Morning" in painstaking embroidery and the other, "Good Night" in the same stitched script. They were for the first "spare" room



Embroidery should always be ironed on a thick padding that the beauty of the handwork may show when it is finished. A Turkish towel does nicely for small pieces. (The iron at left is a Westinghouse heat-controlled model)



Dana B. Merrill

they'd ever had. She was using a gasoline iron then. And young John caught his finger in the front gate and screamed. When she got back the iron had exploded, the ironing board was ablaze, and only "Good Night" was left.

John Cunningham caught the eye of his bride, Alicia, and grinned appreciatively. For the first time since seven o'clock that evening Alicia felt like smiling back. Now Jack wouldn't mind any longer that the ends of his white piqué dinner tie were a trifle too short. And that a tiny gold safety pin held the two charred pieces together in the back where it didn't show. She, herself, didn't care so much, now, that she was wearing a white summer evening dress instead of the new caroty velvet she had planned. Why, even Mrs. Smythe-Jones had awful accidents.

Alicia had gone through a pretty nerve-wracking one. She'd been trying to steam a few wrinkles out of the velvet by hanging it in the bathroom, when it had dropped into the water with a cake of floating soap that was to have provided suds for her beauty bath. While she rescued it, Jack's tie had suffered in silence under a too-hot iron.

Mrs. Smythe-Jones came out of her reverie. Her husband's story was over at last. "That was a long time ago. Thank goodness things don't happen like that to young wives now."

Jack suppressed the, "Oh don't they?" that had formed on his lips. Alicia was frowning at him now instead of smiling.

"With these modern heat-controlled irons, ironing machines and all the information



Pleated dresses, ruffled curtains, shirts, even men's suits may be turned out with a professional finish on this machine which is controlled by a hand lever. (All Meadows Press Ironer)

that is written about how and what and when to iron, no modern bride has to go through what we old-fashioned wives had to put up with. There . . ."

But coffee was being served on the piazza and the men were spared a household dissertation. Alicia though, was all polite ears and her attention to her hostess's household saga was more than a little responsible for both the Smythe-Jones's remark later that "there's a fine young couple who'll go far."

Alicia's attention wasn't forced however. She learned a lot of things that she hadn't known before. For instance that there were such things as automatic irons equipped with heat-controlling gauges that make ironing foolproof, even if one is ironing such delicate fabrics as celanese, rayon, bemberg, and silks.


When these now popular fabrics were first introduced on the market irons whose temperature had to be guessed at, sometimes played hob with the new-fashioned textiles. So chemists and electrical engineers put their heads together and from their collective and furrowed brows sprang the electric iron that can be set at proper temperatures for different fabrics and can be relied upon to keep those temperatures.

The only thing they haven't done is to provide a new name for "iron." Simply because "iron" means weight to

most women, some of them still think that they have to lift and bang and hammer and press the iron on the fabric with all their strength. Ironing isn't that at all, really. Ironing isn't pounding. The weight of the iron, itself, at proper heat is sufficient to remove wrinkles, and that's all ironing is—simply a smoothing over process, as easy as pushing a pencil.

Enough for irons and now for ironing boards! They're much less complicated than irons but every bit as important. An over-turned dresser drawer or the top of a kitchen table may be all right in emergencies but for real ironing you must have an ironing board that stands firm on its own feet. They should be adjustable in height so that you can stand or sit, as you desire. And they must be heavily padded. Too often a stove-polish glow on a fabric that should have no sheen is traced to the fact that the ironing board has been too scantily clad.

The covering should be removable. The best ones are laced under the board like an old-fashioned corset—and the strings pulled just as tightly. They must be washable, for a scorch on the cover can be transferred to the garment that is being ironed. And here's a hint that seems almost out of place in such a practical paragraph, but any good sachet powder, preferably lavender, sprinkled under that ironing board cover will impart a delicate scent to dainty garments that no amount of sachet, supinely reposing in a dresser drawer, will ever give. And it makes ironing more of a pleasure. (Continued on page 116)



Implements that lighten the work of ironing day include a rigid board with a thick pad and laced-on cover, folding and revolving clothes horses, heat-controlled irons, padded boards and a cylindrical cushion for sleeves, a whisk broom and an aluminum sprinkler. (Courtesy, Lewis & Conger)

It is really fun to run the flat laundry through a mechanical ironer after the more complicated pieces are done; they go so quickly and have a professional look. (The ironer shown below is an A. B. C. Rollabout model)



Though a little neglected of late the Standard Rose plant is unexcelled for giving character to a mixed lot of Roses, and there is a tendency for bushiness since the tops are in freely circulating air

Planting ROSES this fall?

by ROMAIN B. WARE

WHETHER you plant Roses this fall or next spring, your plans should be made now and the beds prepared. Don't wait till the last moment and then try to make preparations in a hurry. Roses are deserving of more attention than that. You should plan now where you will plant, and decide on the varieties and number of each kind and type. Arrangement, too, is important, especially if you are making much of a garden. The shape and size of beds, the paths and enclosure of the garden, features such as seats, sundial, or pool, all have as much bearing upon the attractiveness of a Rose garden as have the Roses themselves.

Color arrangement should also be considered to some degree though in very few cases do colors actually clash. Selection of varieties is all important and should include different types such as Polyanthas, Hybrid Teas, Climbers, Hybrid Perpetuals, and both Bush and Standards.

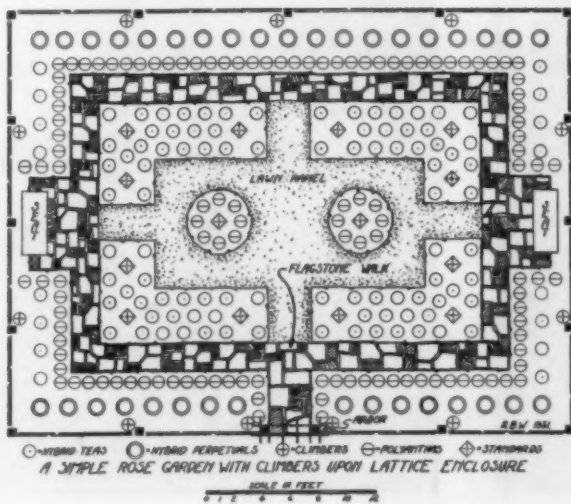


It is usually a mistake to make one's garden too much of a mixture, however.

The best way to start your planning is to make a plan upon paper. Draw it to scale, say a half inch or an inch upon the plan equaling a foot in the garden. In this way you can definitely arrange what you intend to use, you can plant and replant on paper more easily than in the garden itself. You can estimate what you want to spend and just how much your garden will cost by planning this way in advance. Then, after the garden is made, the plan will serve as a permanent chart of the planting to identify the varieties, and you will be independent of the pesky labels as records!

Present-day Rose authorities do not consider that soil composition is as vital as once it was thought to be. Roses can be grown satisfactorily in average soil, though, if you want blooms of the highest quality, it will pay you to provide soil particularly suitable. This means a clay loam, well drained, and prepared to a depth of a foot at least. Well-rotted cow manure is a desirable addition where obtainable. Some leaf mold or compost will prove beneficial to lighten the soil and aid drainage. Many Rose foods are on the market to-day and unquestionably they are valuable if used exactly as directed by their makers.

Roses are best grown by themselves rather than among other plants (Continued on page 133)



Experience would seem to show that the formal layout is in the long run the most practical plan for a Rose garden. This suggestion covers a selection of various types, the varieties to be your personal choice

Plants for Patios

Aptness in selection and use

by ANDERSON McCULLY

THE patio garden, being a small enclosure between high walls, calls for restraint in planting—a garden where quality leads quantity.

First consider the patio itself—large or small, informal or stately, paved, seasons used, purpose, and climate. Climate, besides its cultural effect, also largely determines the purpose of the patio. While much of our Spanish architecture is Andalusian, and we are repeatedly referred to the gardens of the Moors, yet only a portion of our own patio gardens pant so beneath an over ardent sun. The entire object of the Moor seemed a provision of coolness—water and shade. Those gardens built on the edge of the desert may pattern after him, but in much of our South, the patio takes the place of the winter sunroom, and for many months one wishes to sit in the sun, not the shade. At times when it does grow overly warm, the cool shadows of cloistered colonnade or loggia make pleasant retreat; and we as often welcome the high wall of the patio to break breezes a bit too chill from the sea as we do to ward winds from the

burning desert. Trees and large shrubs often exclude more sun from patio than it is wise to surrender.

Climate too must limit our list of plants from a cultural standpoint. Many of our cherished Northern plants refuse to forego the ancient proverb of "frost before flowers."

With a large paved area, the patio garden of Miss Stella Easley, of San Clemente, Cal., has Gladiolus, Roses, Tuberos Begonias, and a number of other very colorful plants in beds



The Moor made up the pattern of his garden with evergreens, gaining the effect of dark shadows and cool greens against white walls. Cypress provided tall slender columns, high hedges, and often formed a circular glorieta when trained to meet over the center in an arch, with openings between the trees for entrance. Such a living summer house was often further cooled by a small fountain within.

The Cypresses are good too in our own patio gardens, where hardy. *Cupressus sempervirens* is the classic Cypress of Greece and Rome and is among the hardier of the family, as are also the Californians, *C. macnabiana* and *C. macrocarpa* (Monterey Cypress), which make a very good hedge in the Southwest. Cypress is content with fair garden soil, though the preference is for a deep sandy loam.

Cypress is primarily a Southern tree, and cooler gardens may use Redcedar or even Pines. Many of the Junipers are capable of replacing it, coming as they do in both broad and columnar forms, and from dwarf to extremely large size. The classic tradition places a tall columnar Cypress upon each side of the door; or lines a long path with a double row, often alternated with the pink masses of Flowering Peach. The Flowering Plum would be hardier, and the Japanese Cherries also

One of the preserved historic landmarks in Old Town, San Diego, is this ancient patio where tall growing green foliage plants dominate and give a background for the colorful blossoms





Photographs by Padilla Studios

Potted plants (and often the pots themselves are brightly colored) are the stand-by for relief against the iron reja, toning down its severity. It is an advantage to be able to change the pots from time to time, thus producing different effects

Restraint in the formal planting characterizes the patio of Hamilton H. Cotton at San Clemente, Cal. All the color is furnished by the potted plants and the brightly patterned tiles of the fountain



could be used. Such a path would be only for a very large patio, and one much used in warmer months.

More often Boxwood will be in better keeping for bounding walks or flower parterres, and it too was well beloved by the Moors. Laurel, Pittosporum, and Myrtle also make good hedges and backgrounds, the last being particularly satisfactory in Southern Florida. Shrubby Jasmine may form a hedge; and both Lemon and Orange trees make handsome evergreens, tubbed, planted in parterres, or placed in holes cut in the paving.

OCCASIONALLY in larger patios a tree of greater size is desired. Shadow effects upon the walls may be considered here, as well as the shade of the tree itself. The Peppertree (*Shinus*) makes one of singular grace, but eventually attains great size. Willows could be substituted farther north. Eucalyptus in the ornamental varieties does make fine wall shadows, but this is a tree of extremely rapid growth, and must be watched. It might be used temporarily while one of slower growth attains shade-giving proportions. Palms are always much used, but need care in choosing. The slender types with feathered foliage are more graceful. The Banana, while much smaller, gives the impression of size because of its immense leaves.

More tracery upon light walls is had by vines. The Spaniards used Grape, Ivy, Jasmine, Bougainvillea, and Allamanda. Vines with so large a (Continued on page 139)



Not all varieties of any bulb "force" well. Make your selections from the helpful list at the end of the article

FLOWERS

For the Winter Window Garden

by ADOLPH KRUHM

IF YOU would enjoy the companionship of fragrant Hyacinths, jolly Crocuses, golden Daffodils, stately Tulips, and many other flowers between Christmas and Easter, the first steps in preparation—the groundwork—must be made in the present fall season, October and November. Gather pots and pans. These are flower pots of greater diameter and shallower depth than the ordinary. And, if the pots be old, scrub them thoroughly after soaking in water before putting them to work. This is to eliminate any possible fungus that may be lurking about.

As to soil, any good fertile garden soil will do; or a mixture of equal parts of leaf mold, humus, and sand. To this may be added some complete commercial fertilizer—about one pound to one bushel of soil, not more; or those preparations that come in tablet form, used after the pots are brought to heat and light, will give excellent results.

The would-be indoor gardener who has no access to soil whatever need not despair, for some of the bulbs mentioned later may even be grown in bowls containing water and pebbles, or glasses with just water. Bulbs already hold the embryonic flowers and all that is needed to bring them out is a root system, water, heat, and some light. An available food supply will add strength and vigor to the plant as it grows, but it does not produce a flower.

Perhaps the easiest bulbs to grow under average living room conditions are the Hyacinths. You may readily score one hundred per cent with these bulbs, especially if you secure from a bulb specialist the grade called "exhibition size." Figure on four bulbs to the eight-inch pan or if you use regular flower pots put in two layers, one on top of the other, but alternating in spaces. Use a single bulb for a five-inch pot.

NOW for this window garden cultivation, use only the best quality stock, and do not buy in mixture. The different varieties offered in mixtures are surely not going to behave exactly alike. Some will bloom earlier than the others, some will have longer or shorter flower spikes, giving the pots a very uneven appearance at all times. Named varieties are the only ones to be considered if tidiness and uniform results are of importance. And what holds good with Hyacinths is equally true with Tulips and other bulbs.

With the preliminaries settled, let us consider the actual planting. Cover the bottom of each pot or pan with a few pieces of old, broken pots. This will provide proper drainage besides preventing the soil from being washed out through watering. Next, cover that (Continued on page 154)



AS LOW AS

\$19.50

DOWN

for a new J-M roof

- a year to pay!

IS YOUR ROOF patched? Beginning to go in other places? Does it look shabby? Will it stand up under bad winter weather? Against fire hazards?

There's just enough time left before winter sets in for you to re-roof. The Johns-Manville plan makes this major repair job a simple one. All you have to do is:—

- 1.—Telephone the Johns-Manville dealer and ask him to come and inspect your roof *free* and bring with him samples of J-M Asbestos or Asphalt Shingles.
- 2.—If a new roof is needed, you select from the J-M samples the one which exactly suits you in color, style, texture *and price*.
- 3.—You pay a small amount down (as little as \$19.50 for J-M Asbestos Shingles, \$15 down for J-M Asphalt Shingles)—the balance you pay out of income over a year.

Simple enough, isn't it? And the *result* is a new and beautiful roof on your home ready to protect you against weather and fire now and for years to come.

Your dollars will buy more roof now than ever before

Owing to a reduction in the price of J-M Asbestos Shingles, together with new low-cost methods of applying the materials, you can have a beautiful enduring J-M roof today for less than ever before. This is in addition to the "year-to-pay" privilege.

J-M Asbestos Shingles are offered in a wide range of colors, textures and styles—all developed under the supervision of prominent architects.

Made of asbestos fibres and Port-

land cement combined under great pressure, they form a roof that is fireproof, permanent, non-curling, rot-proof, beautiful. Still lower in cost are the J-M Flexible Asphalt Shingles—in solid colors and soft blended shades. Surfaced with finely crushed rock and slate they are fire-resistant and durable.

If you don't know the J-M dealer in your town, mail the coupon below to Johns-Manville, 41st Street and Madison Avenue, New York City, and we will send him to you.

Johns-Manville Roofs

For residence, industrial plant or office building . . .
permanence . . . protection . . . satisfaction



FREE Roof Inspection immediately
— just mail this coupon

JOHNS-MANVILLE
41st Street and Madison Ave., New York City
I would like to have you inspect my roof *free*.
Please have your local dealer telephone me and
arrange an appointment. I understand this puts
me under no obligation.

Name _____
Address _____

A. H. -11

Setting the Garden in Order

The fall clean-up insures health for plants

by C. T. GREGORY

THE gardener who rakes up and burns the dead remnants of flowers and shrubs, who prunes out the dead or dying leaves, flowers, and branches, and who applies fertilizers as they are needed, is the one who gets vigorous, healthy flowers and shrubs. In such a garden a little spraying or dusting here and there as occasion may arise, or perhaps seed treatment at sowing time proves eminently satisfactory. On the other hand, thoughtlessness and neglect almost invariably lead to a constant fight with fungicides and insecticides that may seem almost hopeless.

Some flowers respond more than others to this treatment. For example, the Iris is often attacked by a leaf blight that first spots the leaves with purple-brown cankers but before the summer is over the leaves are brown and dried about the crown of the plant. I expect we could prevent this by spraying the plants with bordeaux mixture about once a week from April until September. But why go to all that trouble when about five minutes' work in the late autumn will do a much better job? Just cut off the tops and clear away the dead leaves about the crown.

This leaf blight is caused by a fungus that spends the winter resting in the dried leaves it killed the previous summer. This is the most important place this disease lives. Destroy the rubbish and you destroy the fungus as well.

Another good reason for destroying the Iris tops is that this is the best way to prevent the soft mushy rot of the rhizomes that sometimes will destroy an entire clump. This soft rot appears at almost any time during the spring or summer. The tips of the leaves turn brown




The leaf spot makes an early appearance on the Iris when the dead leaves about the crown are not removed



The fire disease fungus continues to work into the bulbs after the flowers are gone



The soft mushy rot of Iris is caused by bacteria that follow the borer



Hollyhock rust lives in this form during the winter on the old stems and leaves. The careful removal of all diseased leaves in fall is important for it practically eliminates the source of rust spores



Control Aster wilt by using clean seed taken from healthy plants in autumn. This advice applies equally well to saving seed of other plants too

and finally the whole leaf wilts. If the plant is blooming, the flower stalks will often fall over and wither. When this occurs a little prodding about the base of the plant will reveal the soft rotted condition of the rhizomes. Dig the infected plants, cut out those soft rotted parts, and dust heavily with sulphur before replanting.

Every fall the Peony tops should be cut back as close to the root as is possible without injuring the new buds. Some growers go to the trouble of raking away the soil about the crown and after cutting the old stalks they cover the roots with new soil. The bud blight, leaf spot, and stalk blight of Peonies all live on the old stalks and leaves during the winter. The destruction of the tops is at once the easiest and best possible control for all these troubles. Furthermore, certain of the root rots of this flower are the result of these diseases spreading into the root. All this may be avoided by a few strokes of a sharp sickle in the fall.

Delphiniums and Hollyhocks will (Continued on page 135)

Water Pipe Failures...

so easy to *avoid!*

EVERY now and then many of us are confronted with water pipe troubles—generally due to rust. A reduced flow of rust-colored water is bad enough . . . completely clogged or leaking pipes are even worse. For much of the piping in homes today is concealed behind walls and under floors, where it is difficult and costly to repair or replace.

It is easy to avoid the annoyance and expense that rust causes. Have your plumbing contractor install Anaconda Brass Pipe . . . it *cannot* rust. While it costs a little more than rustable pipe (about \$75 in the average eight-room house) it is far cheaper in the end.

Anaconda Brass Pipe is a product of the largest and most experienced manufacturers of Copper, Brass and Bronze. For your protection "Anaconda" is stamped in the metal every foot. Leading plumbing contractors in every locality specialize in the installation of this quality pipe.



Other building uses where Anaconda metals save upkeep costs are described in the booklet "Copper, Brass and

Bronze in the Home." Address The American Brass Company, General Offices, Waterbury, Connecticut.

ANACONDA BRASS PIPE

Can't Rust  *Saves Money*

For Winter Gardening

*Build a greenhouse
of your own*

by LLEWELLYN PRICE


FOR the average ardent gardener, the season of working play is all too short. Many months of the year he must content himself with puttering about a few potted plants. Towards spring, the urge to return to the soil results, perhaps, in some seedlings in a box of earth and with these as consolation, he impatiently bears out his confinement. And yet, it is not a tremendous project to provide means of happy gardening the year around.

There are, of course, the small commercial greenhouses which are neither very expensive to buy nor of costly upkeep. For many a gardener's pocketbook, however, one of these is quite out of the question while a home-made hothouse may come well within the limits. Moderate priced materials may be obtained for a complete job from the local dealers in lumber, millwork, and hardware; or may be assembled through the medium of one of the greenhouse construction dealers. For the handy man such a house should provide as much pleasure in the building as in the occupation. Here are two houses of home craftsmanship which offer encouragement and much valuable information. They may be closely followed in their construction or widely varied to suit circumstances.

CONSIDER first the free standing gabled glass enclosure. The selection of its site is, first of all, important. It should not receive shade from buildings or heavy tree growths. It should be properly located with respect to the garden plan and, at the same time, easily and pleasantly accessible from the dwelling; this one is but a few steps from a side door. It is preferable that the ridge run north and south.

General dimensions may be arrived at before the house is started and the exact figures worked out when the material is on hand. This house is sixteen feet long, determined by the width and number of the coldframe sash which form the roof. The width at the ends is eleven feet. The heights are four feet nine inches from the ground to the eaves' end; to the ridge, ten feet.

There are no foundations nor floor in this house. The former may be built however of eight-inch cinder concrete blocks, starting below the frost line. A concrete floor may also be laid in the central area, but should not extend under the plant benches. The framework, here, rests on concrete piers, one at each corner and one in the middle of each side; they measure eight by eight inches and to them the sill of the frame is attached with bolts. (Continued on page 153)



A greenhouse that is easily assembled and constructed, for the most part, of cold-frame and cellar window sash

At the left is illustrated the interior of the gabled greenhouse above showing the brooder stove used for heating the flower laden benches



Even the lean-to greenhouse, where space is at a premium, makes a very comfortable winter home for plants and flowers



MERE MAN
CAN BUILD A HOUSE
BUT ONLY A WOMAN
CAN MAKE A HOME

THERE'S all the difference in the world between a house and a home. Mere man can build a house, but it needs the magic touch of a woman's hand to make that house a home. However—no house can become a real home unless it protects against unfriendly weather, and is comfortable winter and summer.

When Insulite insulation is built into the house, that house radiates comfort right from the start—because Insulite is efficient and enduring protection against the elements. It is made from the strong tough fibers of northern woods, chemically treated to resist moisture, vermin, and rodents and is not subject to rot or disintegration.

INSULITE IS A DOUBLE-DUTY INSULATION


Insulite is economical to use in building or remodeling... for in addition to insulating efficiently, it replaces non-insulating materials. As sheathing, Insulite adds bracing strength to your home—and as a plaster base, it grips plaster with twice the strength of wood lath, eliminates lath marks, and guards against unsightly plaster cracks. Insulite is easily and quickly applied—thereby reducing labor costs and material waste.

Remember—Insulite insures home comfort, and pays "dividends" in fuel savings through all the years. It is an ideal material to



use in transforming waste attic or basement space into useful, attractive rooms.

For additional information on how Insulite can make your house more comfortable, let us send you a copy of our free booklet, "Increasing Home Enjoyment." Your lumber dealer can supply you with Insulite.



Send for this free book. It tells you how to transform waste space in attic or basement into useful attractive rooms.

INSULITE
the Wood-Fiber Insulating Board



THE INSULITE CO.
1200 Builders Exchange, Dept. 55K
Minneapolis, Minnesota
OFFICES IN ALL PRINCIPAL CITIES



Electric
TELLERS OF TIME
with the pride of a grand old ancestry



YOU buy time-honored time when you buy Seth Thomas. Yet modern time... electric time... nothing to wind or adjust.

Clocks with a silvery chime, clocks with a pleasant strike, clocks that are quiet as the hands glide around.


All are electric... all come to you in authentically designed cases—a credit to generations of clock craftsmen.

Your jeweler has models priced as low as \$9.75. He'll welcome an opportunity to help you select a genuine Seth Thomas! Seth Thomas Clock Company, Thomaston (formerly Plymouth Hollow), Connecticut.



SETH THOMAS
clockmakers for more than a century

ELECTRIC and KEY WOUND



Back in the days of John and Abigail Adams (1800, if your memory fails you), Shreve, Crump and Low opened their doors to Boston gentlefolk.

"In those early days, English and French clockmakers shipped us their wares," writes Mr. Shreve. "But it wasn't long before Seth Thomas, working away in old Connecticut, began bringing to American clock-making a patient precision and unflinching skill that rivaled the old-world clockmen. And for years Shreve, Crump and Low have been proud to present the Seth Thomas, a truly American clock."

AT TOP: It's a Good Luck Symbol you see at the top of this graceful Chinese Chippendale Nanking, a mantel clock of distinction. Only \$30.
 AT LEFT: Musical Westminster Chimes add to the charm of this graceful tambour electric clock, the Roxbury in American Walnut. For \$35.

The American Home Employment Plan

Continued from page 83

register. An electrician should be consulted about lighting and convenience outlets. Consider the use of modern ultra-violet ray health glass in windows and the possible use of modern steel or wood casements with rolling or flat metal screens for all year use.

18. Construct new removable winter vestibules for doors exposed to wind and snow. A sectional outside vestibule that can be removed in the spring is an investment that reduces fuel bills and stops many unpleasant drafts. Local lumber mills generally carry glazed units and special trim for this purpose, or you can employ a carpenter to handle the complete job.

25. Repaint exterior of house in fall while weather permits. Instead of waiting until next spring, let your painter give you an estimate for repainting this fall.

31. Enlarge existing garage for extra car, or build new garage. Concrete floors should be installed by mason before ground freezes. Superstructure can be built whenever mild weather permits throughout the winter if of wood, but all masonry should be finished in November or early December. Obtain prices from mason, carpenter, and painter, or firms offering standard garages. Also consider installing electric lights and outlets, and automatic gas or other heater. Consider use of space-saving, fold-up or overhead type of door.

35. Reconstruct dry-wells; carry drainage from leaders further from foundation; or apply waterproof membrane around exterior of basement walls before ground freezes (to forestall flooded cellar in spring, where conditions indicate need). This is largely work for common labor, involving excavation and reconstruction of old dry-wells or extension of drainage lines to new outlets. If cellar is flooded each spring from excessive ground water, the most certain preventive of its recurrence next year is to excavate completely around the outside of the foundation and apply a waterproofing of felt or hot pitch, asphalt, or waterproof cement. Roofing contractors or waterproofing contractors generally handle this work.

38. Construct concrete, stone, or brick walks, terrace or steps to house or garden. If you want these improvements next year, start them at once so that grading or excavation work can be completed before heavy frost. Obtain estimates from masons or sidewalk or grading contractors.

48. Convert hot air heating plant to modern forced air circulation system for better heating, with automatic humidification. Old style "gravity" hot air heating plants that have ducts and registers serving separate rooms (those that are not one-pipe heaters) can be modernized in any one of three ways: (a) Install in the cold air return duct near the furnace an electric fan made especially for this purpose which will force the circulation of air more rapidly to all parts of the house and will thus increase efficiency, especially in the cold rooms. This is work for the electrician or local heating contractor or sheet metal worker. (b) Install in the casing of your existing furnace any one of several modern types of water evaporators or humidi-

fiers with an automatic water supply connected to the cold or hot water line. This will moisten the air and create more healthful conditions. Consult heating contractor who can supply equipment and make the installation. (c) Replace old furnace with a modern unit containing its own blower and humidifying device. May be gas, oil, or coal fired. Secure also data from the manufacturers of modern furnaces and air conditioning heaters.

49. Convert one-pipe steam heating system to vapor-vacuum system for more uniform heating and greater fuel economy. This work can be done on any mild day after the plant is in operation. It requires tightening the joints in the piping system wherever accessible to prevent air leaks and changing the valves on each radiator; also replacing a few valves on the pipes in the basement and changing the damper regulator on the boiler. The entire cost runs from ten to twelve dollars per radiator under normal conditions. Consult heating contractor or write to heating specialty manufacturers for name of nearest agent.

50. Improve operation and efficiency of two-pipe steam, vapor, or hot-water heating system. Recent improvements that make these systems more flexible and economical in operation can usually be applied to existing systems. Hot-water systems can be improved by installing a circulating pump on one of the return lines to force water through the system at a more rapid rate. Also vapor-vacuum systems can be improved by the addition of modern vacuum pumps or devices. Consult heating contractors for an inspection of your plant.

51. Install new high efficiency boiler, furnace, or air conditioning heater. Substantial improvements to comfort and economy can usually be secured by replacing the old heating plant with a new one embodying the most modern improvements. Write to manufacturers of heating equipment for catalogues and consult your local representative regarding units adaptable to your home.

55. Weatherstrip all your doors and windows. You can save a substantial part of your fuel bill and eliminate drafts by having all doors and windows thoroughly weatherstripped. The work can be done now or even later in the winter in mild weather by closing off one room at a time. Frequently local carpenters are equipped for this work, but write to weatherstripping manufacturers for names of local agents who will submit quotations on the different types of systems available.

56. New storm sash or double windows for exposed rooms. Even weatherstripping may be inadequate to reduce heat losses through windows in rooms exposed to high winds, due to the loss of heat through the glass and frame. A storm window added to the outside is the most effective barrier. Local lumber or mill yards generally carry suitable windows for this purpose which can be fitted by any carpenter. Also consult screens and sash companies who have special men to make such installations.

"PIPE PRESCRIPTION"

puts **BYERS** genuine
WROUGHT-IRON PIPE
 in
Homes Permanesque of America
 (CLEVELAND, OHIO)



Permanesque Homes have been constructed in more than fifty communities by reputable, licensed builders. These new American care-free homes, whether elaborate or modest, incorporate every structural feature that assures greater permanence and less upkeep. "Pipe prescription," which calls for the right pipe in the right place, fits perfectly.

Home buyers are becoming conscious, more and more, of the enhanced value, the out-and-out economy in the use of proved materials. Byers Wrought-Iron Pipe, therefore, becomes an important consideration in establishing the real value of a home.

Where permanence is desired, where minimum upkeep and care-free ownership are essential, "pipe prescription" points definitely to Byers Pipe. Since 1864 it has been the standard of wrought-iron quality. The Spiral Stripe identifies it and its genuineness is further assured by the name "Byers" on every length.

Our consulting "pipe prescription" experts and our laboratory, together with 67 years of pipe engineering experience, are at the service of owners, architects and builders. A. M. Byers Company, Pittsburgh, Pa. Established 1864.

BYERS • GENUINE • PIPE

WROUGHT-IRON

AN INVESTMENT • NOT AN OUTLAY

PRIZE-WINNER

THIS Cheelcroft home won the New England Regional First Prize in the National Better Homes Architectural Competition of last year. This is a competition in practical designs for houses built within reasonable costs and to bring out the economy and permanent satisfaction of using dependable materials.

Like about thirty other houses in the Cheelcroft development, this prize-winning home is insulated with Cabot's Quilt for greater coolness in summer, greater warmth in winter and for fuel economy. Just another testimonial of the value of this everlasting, low-priced insulating material, in successful use for nearly 40 years.

Send in the coupon below for our Quilt Book, "Build Warm Houses".



House at Cheelcroft, Ho-ho-kus, New Jersey. Erected by Harold W. Cheel under the auspices of the Home Owners' Institute of America. Royal Berrie Willis, Architect. Marjorie Sewell Cautley, Landscape Architect. Roof insulated with Cabot's Quilt.

Cabot's Heat-Insulating, Sound-Deadening "Quilt"

Samuel Cabot, Inc.
141 Milk St.
Boston, Mass.

Gentlemen: Please send me your Quilt Book, "BUILD WARM HOUSES".

Name

Address

AH-11-31

Smoothing things over

Continued from page 104

That's something! But don't use it on your husband's shirts. Men don't like it.

Sleeve boards, padded thickly, should go hand in hand, or rather, arm in arm, with an ironing board.

If you plan to do all your ironing at home, to send nothing to the laundry, then it's good sense and economy of both time and strength to buy one of the half dozen or so household ironers that are on the market. Several manufacturers of automatic washing machines make portable ironers that attach to the electrically run machines. These are usually about elbow height and the operator may stand up or sit on a tall stool to operate them.

There are various other separate models. Some close up like a cabinet and operate with a knee treadle like an electric sewing machine. Others mask as kitchen tables, operate by hand or foot, are heated with gas or electricity. And most of them are priced a great deal under a hundred dollars, even on time payments, and time payments that an obliging gas or electric company is charmed to charge off, bit by bit, on the regular monthly heat or light bill!

Usually demonstrators are sent to instruct the housewife in the easiest methods in the use of the machine, but a woman's own good sense will tell her such things without the help of a demonstrator. For instance; cuffs, yokes of dresses and shirts, apron tops and the like should be ironed over the open end of the machine.

Elastic in any garment should be pulled taut as the garment passes through so that the gathers can be ironed neatly. The legs of pajamas and wash trousers should be ironed a leg at a time, passing them through the ironer, bottoms first. They're ironed up to the crotch on both sides and then the top is passed over the open end of the machine.

Naturally tennis trousers should be creased in front instead of on the sides as are pajamas. Some demonstrators can even show a housewife how to press her husband's woolen trousers on the machine!

Embroidered pieces should be put through with the embroidered side down to make the design stand out

afterward and it's a good idea to run a bath towel under the piece that's being ironed. And buttoned things, as everyone should know, should be ironed button-side down.


But now in case you haven't had time to run out and buy one of the automatic ironers or to dash to your telephone and order a brand new ironer sent up, here are some plain old fashioned hints about ironing that won't be amiss.

Many a ruined garment has been charged off to improper washing when in reality it has been improper ironing that caused its deterioration. Scorches don't always show, but the fabric breaks down just the same. With the second washing, whole sections of the material may simply dissolve and you say plaintively: "I wish the laundry wouldn't use such strong soap!"

Textile chemists usually agree that linen will stand the most heat, cotton is next, then wool, then silk and lastly the synthetic fabrics. Here is the list of the technical divisions—with the technique for keeping things smooth:

Linens and cottons are dampened first, either sprinkled by hand (this is usually most unsatisfactory as the distribution of the moisture is not even) sprinkled from a bottle in which a perforated top has been attached (this can be bought at a five and ten cent store) or sprinkled with a clean whiskbroom which is dipped in water and then switched above the garment. They then are rolled tightly in a heavy cloth until damp all through, and are unrolled and ironed.

Heavily embroidered linens and cottons should be ironed from the wrong side with the weave of the fabric. They should first be placed on a heavy cloth (a bath towel is ideal) for then the embroidery sinks into the pile below. When the piece is finished the embroidery stands out as clearly and distinctly as steel engraving. The iron should be run back and forth gently and smoothly. Wrinkles that don't come out with the first trip of the iron will succumb eventually. When the linens are folded again on the right side it's best not to iron over the embroidery. Just let the iron lurk around the out-



The new Flatplate ironer is equipped with two thermostats, thus permitting the maintenance of different temperatures at either end of the shoe. (General Electric Co.)

Smoothing things over

side of the design to take out any excess moisture. And then the ironed pieces should be hung on a clothes rack for at least an hour before they are laid away in the closet.

Woolens should never be ironed. They should be pressed. And pressing is something else again. Pressing is forcing steam into the fabric instead of ironing moisture out. The woolen garment should be dry when it is placed on the board. It should be covered with a heavy cotton press cloth which may have been wrung out in water or may be placed dry on the garment and then dampened with a sponge. The iron should be moved slowly back and forth over the press cloth and it should not be too hot, for the cotton press cloth, even when damp, will stand more heat than the woolen material underneath. And even though the cotton cloth may not show scorch, visible and invisible scorching may occur in the wool.

Knitted woolen goods should never be pressed nor ironed. Before washing they should be placed in a piece of wrapping paper and their outline traced with pencil. After they've been washed, they should be spread out on the same paper and gently pulled into the outline on the paper and then allowed to dry on a flat surface. This will obviate the chance of shrinking or stretching.

And it certainly seems unnecessary to add that woolen blankets do not need ironing and never should be ironed. It's as absurd as the practice over-fussy housewives used to indulge in of ironing sheets on both sides.

Silks should be ironed dry and to make their ironing doubly sure and safe it's best to place tissue paper on top and iron over that. The paper will tell you before your nose knows the smell of scorching from a too-hot iron.

Synthetic fabrics should be ironed with as much care as one gives silks. They are not substitutes for silk. They are beautiful new fabrics in their own right and should be treated and thought of as such. Some resist stain and moisture more easily than silk, others have a suppleness in draping that no other fabric can match and all come in such a wide range of color and design that they're a delight to the eye, as well as to the pocketbook. In ironing them some feel that a dry treatment is best. Others think a smoother finish comes

from having the fabric a trifle damp. The tissue paper overlay is a safeguard with these fabrics as well as with silk.

And if you want to prolong the life of any fabric don't iron it any oftener than you have to. For ironing shortens, but doesn't always sweeten, its life. One manufacturer of synthetic fabrics has devised a material for "undies" that requires no ironing at all. The natural warmth of the body smoothes the garment to unwrinkled perfection a few moments after it has been donned.

And now a caution or two: Often when you're buying an article of clothing you'll ask: "Is this washable?" And the clerk will reply with utter truthfulness: "Yes." But what you should ask or be able to figure for yourself, is whether it is ironable as well. If it's full of ripples and ruffles and reams of lace, if it's cut intricately, if it's bedecked with bows and rows of buttons, it'll wash, yes. And easily, no doubt. But the ironing part will spoil your pleasure in the dress. Either make up your mind then and there to send it to the cleaners, or choose a simpler frock.

Steaming velvets and pile fabrics in bathrooms is likely, too, to be a costly experiment, as Alicia can testify, but it can be done more carefully. They should be steamed, small portions at a time, over the mouth of an old-fashioned tea kettle, then brushed against the nap with a soft brush, then brushed with the nap, and then, if the creases persist, a stiffer brush and a patient rotary brushing will bring them out.

* * *

The John Edward Cunninghams were back in their own kitchen. It was after midnight. John was frizzling a wild concoction of all the leftovers in the ice box and the flame licked high above the edges of the frying pan. Alicia, in noble silence, looked on from a high kitchen stool.

"Do you know something, Jack?" she said, watching the conflagration. "I'm going to get one of those heat-controlled irons tomorrow."

"And," he replied, "do you know what you're going to get if you eat this goulash without a whimper?"

"Sure, indigestion."

"No, you goose, a new velvet evening dress."

"Darling, I'll eat it if I never live to wear the dress."



"The Best Party We Ever Gave!"

● said Harry, enthusiastically, after the last friendly good-bye had died away

● "I'M AFRAID I enjoyed myself even more than my guests," smiled Margaret, happily.

"I know I did," answered Harry, as he expertly folded a card table. "Why . . . I got a real kick out of hearing our friends compliment us on how attractive everything looked tonight. There's nothing like entertaining in your own home, is there? Especially when it looks the way ours does."

"I think we have a right to be proud of it," said Margaret, frankly. "But tell me . . . what was Mrs. Poindexter saying to you just after she came in . . . something nice and flattering, I hope."

"It wasn't what she was saying that bothered me," replied Harry. "It was trying to answer all the questions she asked. She wanted to know every last detail about how we managed to select and combine our furniture and rugs so successfully."

"Didn't I tell you first impressions were important?" demanded Margaret. "Why there's no other woman whose opinion I value as highly as I do hers. But she isn't the only one who commented on our hall. I knew this Whit-

tall Anglo Persian rug was just exactly what we needed with this oak chest and chair. The colorings and the pattern tone in so well with that type of wood."

"But you didn't hear all she had to say about the rest of the house," continued Harry, importantly. "She was pleased at the way our Whittall Anglo Persian in the living room harmonized with our mahogany. First, she thought it was the furniture that attracted her, then she said she realized the charming effect was due to our Anglo Persian and the way its rich colors and antique pattern blended with the wood. I'm only afraid of one thing," he ended, slowly.

"What's that?" queried Margaret.

"I think she's going to copy your ideas and start matching and blending Whittall rugs with her different kinds of furniture, too."

"Well, why not?" answered Margaret, definitely. "Ask any woman and she'll tell you the same thing . . . that imitation is the sincerest form of flattery. Why, I consider it the finest compliment I ever had."

● WHITTALL rugs inspire the envy and the admiration of your friends because they are created to flatter your furniture and your home. They are offered in the famous Anglo Persian quality . . . in Anglo Assyrian and Anglo Ramadan . . . fine lustre finish Oriental reproductions . . . or in Whittall Hooked rugs for bedrooms . . . all of which provide perfect backgrounds for favorite decorative schemes. No matter which you choose you are bound to be right . . . because Whittall rugs are styled to harmonize with any kind of wood.

Note: This is the fifth story of a series about Margaret . . . her new home . . . and her rugs.

On and off the half shell

Continued from page 94

A novel cold hors d'œuvre is made of apple and crab meat, and it is unusually attractive to look at as well as delicious to eat. It is made by taking small, brilliant red apples, and with a special paring knife cutting off the skin in narrow strips diagonally around the apple, alternating the exposed strips with the peel of the apple. If you have not a special knife this cutting may be done with a sharp French knife. Cut a rather thick slice from the stem end of the apple, leaving the stem still in it. Core the apple and hollow it out enough to make a little container. Fit each top on its own apple, and lay the apples

one by one as they are completed, into ice water, acidulated with lemon juice which will prevent discoloration.

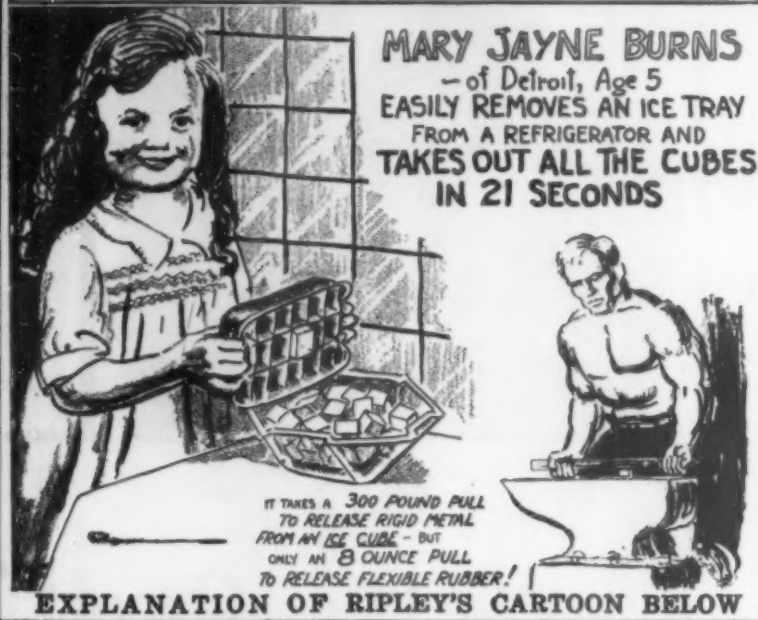
Make a salad of celery shoe-strings and white crab meat. Cover it with mayonnaise. Keep it very cold, and pack it into the apples just before serving. Replace the top on each apple, and tie on the stem a small satin bow of ribbon the same color as the apple, or white. Place each apple on a lace doily, and serve.

Acknowledgment is made to Mrs. William Vaughan Moody's *New Cook Book* and Fannie Merritt Farmer's *"Boston Cooking School Cook Book"* for some of the recipes.

WHITTALL RUGS

M. J. WHITTALL ASSOCIATES LTD., WORCESTER, MASS.
ORIGINATORS OF THE FAMOUS ANGLO PERSIAN QUALITY

BELIEVE IT OR NOT By Ripley



MARY JAYNE BURNS
 - of Detroit, Age 5
EASILY REMOVES AN ICE TRAY
FROM A REFRIGERATOR AND
TAKES OUT ALL THE CUBES
IN 21 SECONDS

EXPLANATION OF RIPLEY'S CARTOON BELOW

ICE CUBES INSTANTLY FROM TRAY TO GLASS

Ice trays of flexible rubber make it possible for even children to easily remove an ice tray from a refrigerator and take out all the cubes instantly with only slight finger-tip pressure—the cubes are clean, larger, colder, dry and sharp-edged.

Here's a remarkable new freezing tray made entirely of flexible rubber. It releases ice cubes instantly—one at a time, or a whole trayful. No grid to remove! No running water needed!

A tray for your present refrigerator
 The new refrigerator you buy should have this modern convenience.

Or, if you already own an electric refrigerator, you can get a flexible rubber tray to fit it. Quickube for Frigidaire—DuFlex for General Electric—Flexotray for Westinghouse, Kelvinator, Copeland, Leonard, Electrolux, Servel, Universal, Norge, Majestic, Mayflower, Apex, Starr and others.

See the local dealer of your make of refrigerator, or write us, giving make of refrigerator and number of ice cubes your ice tray holds.

THE INLAND MANUFACTURING COMPANY
 Dept. O-11, Dayton, Ohio.

Flexo Tray
 Registered U. S. Patent Office Patented and Pats. Pending
ICE CUBES—THE MODERN WAY

NEW . . . Warlo Water Softeners pay their way

. . . and you get new beauty and comfort to boot



This Warlo Brine-Tank Type \$129.50
 Water Softener BT-15 for . . .
 Hand-operated type for \$99.50.
 Prices f. o. b., Rockford, Ill.

CRANE

WATER SOFTENERS, WATER SYSTEMS,
 VALVES AND FITTINGS
 CRANE CO., 836 S. MICHIGAN AVE., CHICAGO
 NEW YORK OFFICE: 23 WEST 44TH STREET
 Branches and Sales Offices in 190 Cities

Soap saved alone makes the new Warlo Water Softener a richly paying investment for your home. But that's only the beginning. It saves immeasurably more in wear on fabrics, in plumbing repairs, in fuel costs. It saves work in laundry, kitchen and all cleaning. And after all the savings are totalled . . . there's the new beauty and comfort that it brings to boot. Don't put up with hard water longer. Install one of the new Warlo Water Softeners, made by the makers of the famous Crane-Warlo, built throughout for efficient, convenient, dependable water softening. You can buy on easy installments from a Crane Qualified Dealer.

MAIL THIS COUPON TODAY

Crane Co., 836 S. Michigan Ave., Chicago

Dear Sirs: Please send full information regarding the new Warlo Water Softeners.

Name
 Address
 City State

Air conditioning

Continued from page 100

vapor rising from the reservoir. This humidified and warmed air then passes into the bonnet at the top of the furnace from which point it is distributed by means of air ducts to each individual room, supplying in this manner a very adequate amount of proper humidified warmth.

The dehumidification or the cooling of homes and other buildings in the summer has been very successfully accomplished also with this type of system. It can be used to lessen the humidity in the summer air and cool the air by passing it over refrigerating coils.

Another important system is that of the cabinet or radiator type of humidifier. This type, unlike the preceding one, is for use in buildings heated either by steam, vapor, or water.

The apparatus consists of a series of hollow radiator sections arranged horizontally, one below the other. Through these heating elements flows either the steam, vapor, or water, transmitting the heat to the surface of the elements. The top of each element or section is designed as a reservoir or trough, and by means of a copper feed line connected to the water supply of the house, water is introduced into the top section and the evaporation or humidification begins there. As the top section becomes filled, the water overflows into the section below and so on down until the water reaches the bottom section where the small amount of unevaporated water flows into the waste pipes.

This type of system lends itself readily to installation either above or below the first floor. If placed in the cellar, auxiliary equipment consisting of a motor, fan, and air filter are sometimes added, which affords quite a complete air-conditioning system.

Another type of humidifier rather ingeniously combines a system of humidification with concealed radiation. This, like the last mentioned type, lends itself to easy and inexpensive installation in either ready-built or new homes heated by either steam, vapor, or hot water. It is designed not only to afford automatic


humidification but to establish warmer floor and sitting temperatures than may be achieved with old-fashioned radiators.

This system consists of a long, low, fin type of radiator. Certain sections, depending on the size of the rooms and the house, have humidification attachments. Along the cut-out portion of the top of each fin of the radiator and forming a metallic contact with each fin is nested a brass humidifying reservoir. At the low end of the reservoir, as the radiator is installed, a specially designed water valve is attached. A copper feed line to the valve is run from the water main of the house. An overflow outlet of larger size tubing is run from the reservoir to a convenient drain in the basement.

Evaporation in this type of system is accomplished by the transfer of heat from the fins to the water contained in the reservoir, from which point the incoming air, upon being heated, picks up the rising vapor, and through the top opening of the grille which conceals the radiator, the warm moist air is delivered into the room. As evaporation takes place, the automatic operation of the water valve maintains a close water level within the reservoir. This type of humidifier delivers its humidified warmth uniformly to each individual room of the house.

Like the humidification system mentioned just above, this one may be installed just below the first floor of the house and warm, moist air may be delivered through air ducts by means of a blower.

Whereas each particular humidification system has its own special advantages they all are welcome to the home owner because they solve an important problem which any number of pans of water placed on old-fashioned radiators will not do. Several humidification systems are now easily within the reach of modest incomes and, as improvements and developments continue in this new branch of the heating field, even the more elaborate systems are being reduced in price to meet the smaller pocketbooks.



At the left is shown an enlarged section of the type of concealed radiation shown above and in a previous picture. The enlarged section shows the humidification reservoir on top of the radiator and the float in the reservoir controlling the intake valve



LET EXPERTS GUIDE YOU ON EVERY PHASE OF HOME MAKING!

PLANNING—BUILDING—FURNISHING
DECORATING—FINANCING
REPAIRING—ETC.



As a present or prospective home owner, the coupon on this page is perhaps the most important that has ever come to your attention! It costs you nothing to investigate. Mail it at once!

THE sending of the coupon below is the first step in the solution of home problems. Every question that is likely to occur to the home owner is answered in this new AMERICAN HOME LIBRARY, every change or addition or improvement is discussed exhaustively by leading home building and furnishing authorities.

The American Home Library, which covers every possible phase of home building, home owning and home maintenance, has just been published by Doubleday, Doran & Co., Inc., largest publishers of general books in America. It was conceived and has been prepared to fill a long felt need for a comprehensive, practical, yet concise home library, to make available to the person of moderate means advice he has always wanted, but just couldn't afford because it cost too much! It is the final word, advice and guidance by leading experts in the country to aid home owners, present or prospective, *without the expense such assistance usually represents.*

No longer need you envy the owner of the things you have always longed for—a beautiful home, modern and charming, with its endearing surroundings, gardens, garage, its exquisite furniture and decorations. No longer need you pay the high prices for expert advice and guidance to keep your home attractive and constantly in repair. For in THE AMERICAN HOME LIBRARY the country's leading and acknowledged experts have written down for you what they have learned from

years of experience in home planning and upkeep. Their knowledge which is permanently yours at your own time and convenience whenever you desire it, is contained in this remarkable set of ten compact, readable volumes, profusely illustrated with photographs, diagrams, and drawings.

EXAMINE THE 10 VOLUMES FREE FOR 5 DAYS

In this limited space, it is impossible to convey the full significance of this great accomplishment and what it means to you. You must see the books yourself.

So, by merely filling in and mailing the coupon below, *without money*, THE AMERICAN HOME LIBRARY will be sent at once, all charges prepaid. Examine it for five days. Then make your decision. If you don't want it, send it back at our expense; otherwise remit the small down payment and the balance in small monthly payments. Remember, to own this extraordinary set of books is NOT an expense. It is in fact a vital *investment* that will save you many times its small cost!

We urge you to mail the coupon at once, for in our long experience we have never published a set of books that furnishes so much important assistance and advice to the present home owner or those contemplating home ownership.

WHAT THESE BOOKS CONTAIN:

1. THE AMERICAN HOME BOOK OF BUILDING—Gerald Lynton Kaufman. From the selection of the lot to the furnished house, from cellar to roof.
2. THE AMERICAN HOME BOOK OF DECORATION — (Downstairs) Harold Donaldson Eberlein. Important factors in new decorations or redecorations, with color chart.
3. THE AMERICAN HOME BOOK OF DECORATION—(Upstairs) Harold Donaldson Eberlein. In two books, upstairs and downstairs, not one phase of decoration is overlooked.
4. THE AMERICAN HOME BOOK OF REPAIRS — Vincent B. Phelan. Shows how simply you can make your own permanent repairs at minimum cost.
5. THE AMERICAN HOME BOOK OF FURNITURE — Alice and Bettina Jackson. Every period of furniture discussed—how to transform your present furniture.
6. THE AMERICAN HOME BOOK OF KITCHENS — Ellen D. Wagner. The ideal kitchens for best appearances and results—never-ending suggestions.
7. THE AMERICAN HOME BOOK OF GARAGES — Dorothy and Julian Olney. Make your garage attractive, easily, quickly—it pays big dividends.
8. THE AMERICAN HOME BOOK OF GARDENING — Leonard Barron. A complete and practical guide on every phase of home gardening.
9. THE AMERICAN HOME BOOK OF OUTDOORS — Ellen D. Wagner. Not one nook of your outside surroundings can escape the helpful suggestions in this volume.
10. THE AMERICAN HOME BOOK OF HEATING, PLUMBING, AND WIRING—Roger B. Whitman. The latest guidance in the application of these important necessities to the modern home.

Will Save Many Times Its Cost
For Any Home Owner
Examine it Free Send the Coupon

DOUBLEDAY, DORAN & CO., Inc.
Garden City, New York
Dept. HL311



Reginald T. Townsend, Editor of the American Home Magazine. Nowhere could there be found one who is closer to the wishes and desires of the American home owner than Mr. Townsend. Thus he was selected to edit THE AMERICAN HOME LIBRARY, to insure your obtaining only advice and guidance absolutely practical and essential.



Ten attractive volumes, each 5 by 7½ inches, and nearly one inch thick, durably bound in vellum cloth with colored wrappers. An examination of these volumes is necessary to enable one to appreciate their real helpfulness to the home maker. Use the coupon opposite in order to have the volumes sent to you for a FREE EXAMINATION without obligation on your part.

Doubleday, Doran & Co., Inc.
Dept. HL311, Garden City, N. Y.

Please send me, charges prepaid, for 5 days' free examination, THE AMERICAN HOME LIBRARY, consisting of ten compact volumes.

If I do not want it, I will return it at your expense. If I keep it, I will send \$1.00, and \$2.00 each month for seven months, a total of \$15.00 in full payment.

Name _____
St. & No. _____
City _____ State _____

UNUSUAL GIFTS

HUNDREDS of THEM in the NEW
1932 KELLOGG GIFT CATALOGUE



Miniature ALPINE TAPER

The Gift Unique

Nothing more quaint can be imagined than this candle taper on its wrought iron base. For centuries coiled tapers have been festival tokens in Alpine villages. This taper coil is 95 in. long, 9 1/2 in. high and flexible. As it burns down it is easily pulled up through the holder. Captivating—lighted or unlighted—singly or in pairs. Colors—Christmas Red, Persian Orange, Apple Green, and White.

Imported Microscope—Magnifies 50 Times
1639. Here is a miniature research laboratory—a real powerful instrument that magnifies 50 times, yet small and compact to fit the pocket. Built of brass for long life. 2 1/2 x 1 1/4 in. Comes complete with specimen slides and full directions. \$1.00

THE NEW 1932 KELLOGG CATALOGUE IS READY

Pages of Gifts for men, those "almost impossible-to-buy-for" creatures.

Gifts for Women, lovely individual feminine things. Gifts for Children and Babies—pages and pages of them.

Gifts that make Jack turn somersaults

out of sheer joy. Wedding, anniversary, birthday gifts—for every conceivable time or occasion, selected by Mr. Kellogg personally who knows the gift markets of the world as you know the corner drug store.

Nowhere else in all creation, in catalogue or under city roofs, is there an assortment of moderately priced gifts like Kelloggs.

1637. One of the new ornamental clips, so popular at the shoulder, waist or on the hat, scarf, or slipper. Sterling silver, set with baguettes and studded with genuine marcasites. Closes firmly and fastens tightly. 1 1/2 in. \$1.00



ROBERT W. KELLOGG, Inc.
14 Park Street, Springfield, Mass.

Send me your Free 1932 Catalogue of the "Gift Unusual."

Name

Address



ANY DONKEY

can wag his tail but ... only "EL PLUTO" delivers a cigarette as he does it!

Holds 15 cigarettes. Press "EL PLUTO'S" ear—out pops a cigarette. Surprises everybody—may even shock a few! "EL PLUTO" will cause more laughs than any ten-dollar novelty. Appropriate table ornament or bridge prize.

Send cash, check or money order to
HOME GADGETS Dept 412
200 Fifth Avenue New York, N. Y.

ONLY \$1.50 delivered

Write Doubleday, Doran & Company, Inc., Garden City, Long Island, for a list of their NATURE BOOKS.

THE MODERN HOME

—a series of individual layouts and striking examples of modern architecture carried out in fireproof and soundproof construction at moderate cost. This book has attracted great interest since publication. Send money order. Price \$2.00.

PAUL DRERUP
P. O. Box 72 Hempstead, L. I.

DISCOVERED!

A way to prevent tarnish

After years of effort, Science has conquered silver tarnish with this wonderful discovery. Silverbright is a cloth pad chemically treated under U. S. Patent No. 1,561,650. It absorbs "the gases" that cause tarnish before they can reach silver to blacken it. Merely lay pad in drawer. No wrapping nor pocketing. It's like magic. **GUARANTEED.**

ONLY \$1 each delivered

FOR FLAT SILVER (simply lay pad in drawer.)
 FOR HOLLOW WARE (enclose in 20" x 20" bag.)

Check preference and return \$1.00 with this ad to
HOME GADGETS, Dept. 413
200 Fifth Ave., New York, N. Y.



Look about your rooms and decide which of the new occasional pieces of furniture would most improve them. Let this beautiful new home-making magazine help you with its suggestions. Only \$1 for 12 issues. Published by Doubleday Doran & Co., Inc., in Garden City, N. Y.

THE AMERICAN HOME

Symphonies in silver

Continued from page 89

yet sufficiently conservative to blend with hollow ware of other designs it meets the demand for a good silver pattern at a very reasonable price. It is not matched in hollow ware so that it would come into its own superbly on the family dinner table. In addition, it has one exclusive feature which makes it quite ideal for everyday use, and that is the new palladian finish.

The palladian finish on sterling eliminates all those hours that were once spent in rubbing and polishing silver. It is a protective finish of platinum metal which retains the luster of the sterling and keeps it untarnished, fresh, and clear as one always wants to see it. That disturbing undercurrent of labor which accompanies the most beautiful silver is a thing of the past, for sterling in the new palladian finish requires no more cleaning than one gives china or glass—just washing in mild soapsuds. With just ordinary care it should last for years on sterling that is in constant use. It is, of course, a patented finish confined to the patterns of one of our leading silversmiths. Though there is a slight extra charge for this new finish, due to the present low cost of silver, one can now purchase palladian finished flatware at very little more than one formerly paid for ordinary silver. The new Rhapsody pattern is available in this finish if one wishes it.

The Symphony is an invaluable pattern which also reflects this modern spirit of simplicity in design and pleasing contour, is delightful to live with every day, and of sufficient dignity for formal occasions. Matching hollow ware makes it possible to set a beautiful formal dinner table or an exquisitely simple and lovely luncheon table. Because of the restrained beauty of the design the flatware would blend excellently with more elaborate hollow ware if for some reason one could not have a complete service in this pattern. The modern table, exquisitely set, however, carries the same pattern through flatware and other silver pieces and becomes a harmonious picture.

The Lotus pattern has achieved great distinction in its very simplicity. It looks like a custom-made pattern reflecting very strongly in its design the subtle beauty of Danish hand-made silver. It is made very carefully and because of the nature of its design entails some hand finishing. One could be very proud to place this sterling service, carried out in both flatware and hollow ware before the most discriminating of guests, yet the simplicity of its design makes it a most satisfying and practical family service.

We are so in the habit of thinking of silver in relation to the table that we are in danger of forgetting its use in other rooms of the house. Now is the time to indulge in silver for all those places that we have longed to use it and never felt that we could afford it. In the living room may go a distinguished desk set for the writing table or desk, or boxes of sterling for cigarettes; and think of the joy of ashtrays of palladian finished silver that would not have to be cleaned and polished. Silver on the fastidious dressing table need no longer be denied if one buys now. And these dresser pieces may also have a palladian finish if one so desires, thus preserving a constant lustrous beauty. If entirely of silver seems a little too extravagant an indulgence, there is a striking new dresser set which combines black enamel and sterling. The larger areas of mirror and brush back are of enamel mounted with embossed silver shields. The handles of all the pieces, both large and small, combine the enamel and silver. There are stunning accompanying boxes for cigarettes, powder-puff, and cream and an unusual shaped perfume bottle of a special engraved ebony glass—altogether a very striking set for the modern young person, fiancée, or bride.

One glance at the beauty of the illustrated designs, an inquiry as to price and you will agree with me, I know, that never has silver been so lovely, so rich in value, so munificent in all its beauty.

Welcome stranger!

Continued from page 102

solves the guest room question and creates a comfortable and inviting corner for the living room by day.

The demand for pieces of the type of the two described above has been so strong that it is now possible to buy them complete for less than forty dollars. A typical example consists of a divan with box spring and felt mattress and three separate cushions to lean against the wall. The whole is covered with a colorful cretonne or denim, making one of the most satisfactory double duty pieces that can be found.

The studio box couch is one of the furniture makers' greatest gifts to dwellers in cramped spaces. It provides an excellent sofa for the double purpose room, its well-planned springs and padding make as comfortable an occasional bed as could be desired, and when the top is thrown back it reveals a capacious interior where

sheets, blankets, pillows, or anything else that is bulky may be conveniently kept.

A day-bed is a useful addition to many living rooms and one supplied with a good mattress will give the comfort of a real bed, for the ends hold covers and pillow in place as an ordinary couch does not. Styles to harmonize with various schemes of furnishing may be found. There are some very attractive examples with spool ends, and among the most handsome are those in oak whose ends are decorated with finely decorated linen fold carving.

There has appeared lately a day-bed which gives no sign of anything out of the ordinary in its daytime appearance, but two simple motions turn it into a pair of twin beds which seem quite separate to the casual eye and are as comfortable as could be desired.

achieved
mplicity.
pattern
s design
h hand-
ry care-
re of its
inishing
lace this
in both
fore the
yet the
ses it a
family

hinking
ble that
its use
Now is
for all
nged to
e could
may go
ne writ-
sterling
e joy of
l silver
ed and
tidious
be de-
these
a palla-
s, thus
beauty.
tle too
ere is a
a com-
erling.
brush
l with
han-
ge and
silver.
anying
ff, and
erfume
ebony
ng set
iancti,

of the
as to
me, I
een so
ificent

rthing
iently

on to
plied
e the
ends
as an
es to
es of
e are
with
most
ends
rated

day-
thing
time
tions
which
l eye
d be

Effective at once!

FRIGIDAIRE ANNOUNCES...

NEW LOW PRICES • NEW LOW PRICES • NEW LOW PRICES • NEW LOW PRICES • NEW LOW PRICES



Worthwhile savings. Reductions apply to all models. Prices of Frigidaire equipment for commercial uses also materially reduced. Visit the nearest showroom today.

**FRIGIDAIRE • GUARANTEED FOR 3 YEARS
A GENERAL MOTORS VALUE**

As they were in the beginning, your Orinoka Sunfast Draperies remain:



TRUE TO THEIR COLORS



Vivid hangings from the early-English room as shown in the Orinoka booklet

LIKE an artist, you plan your room to be a symphony in color. It may be a Georgian room with cool light walls, to which your window-hangings must give depth and richness. It may be an early-English room, whose dark oak paneling requires the contrast of vivid, glowing fabrics.

But regardless of the period or style of decoration, one thing is certain: The colors must remain as they were when you chose them, or your carefully built harmony is shattered. In Orinoka Guaranteed Sunfast Draperies, you will have not only luxurious textures and designs, but absolutely fadeless colors, too. For Orinoka Sunfast Fabrics are dyed in the yarns by a special process which insures their colorfastness.

You will find this tag on every bolt: "These goods are guaranteed absolutely fadeless. If the color changes from exposure to the sun or from washing, the merchant is hereby authorized to replace them with new goods or to refund the purchase price."

If you care for a copy of our booklet, "Draperies and Color Harmony," mail 10 cents with the coupon. We will tell you, too, of a dealer who will show you the actual Orinoka fabrics. The Orinoka Mills, 183 Madison Avenue, New York City.

THE ORINOKA MILLS, 183 Madison Avenue, New York City
 Gentlemen: Will you send me a copy of the Orinoka booklet, "Draperies and Color Harmony"? I am enclosing 10 cents.

Name _____
 Street _____
 City _____ State _____

ORINOKA SUNFAST
 Draperies . . . colors guaranteed sun and tubfast

An old house lives again

Continued from page 92

didn't.) The house was made up of an old part, probably a hundred and fifty years old, and a "new" part built about seventy years ago. This had been clumsily added; it consisted of a large, square room, higher ceilinged than the old rooms, with four large windows and six doors, a big pantry, a good kitchen—with a bedroom off it, and a "shed room" having steps to the cellar. In the old house, upstairs, were two large front bedrooms, two hall rooms, and two back rooms with most of their light cut off by the addition. Downstairs there were two large front rooms, two small back rooms and a tiny lean-to.

It would have been costly to tear down the addition and restore the old house to its original proportions; besides, the "new" rooms were large and sunny and the darkened upper rooms would make convenient storage spots. Our first thought was a fireplace—there was not one in the house! But in the middle of the cellar was the great stone foundation for a chimney and this we had rebuilt. We put a fireplace in the front room in the "old" part; this would be our living room. We also must do something to the outside of the house, and though we would rather have painted the old clapboards white, we finally decided to shingle. The boards were so porous, even rotten in places, that we feared they would take more paint than we could buy.

We discovered that one of our neighbors was a handyman and carpenter, and we gave to his charge the shingling, mending of blinds, and such like. Though a more experienced carpenter later pointed out to us a few irregularities in the shingling, it looks well and is water tight, and did not cost more than we could afford. We gave the indoor work, however, to an experienced carpenter. He took out the old stairs and put in new ones, repaired ceilings with plaster board and patching plaster so successfully that we could paint them, tore down partitions between the living room, the little back room and the "ell," thus giving us a large L-shaped room, and put a little window in a closet, which, with a passage and the old stair well, we intended to use for a bathroom downstairs.

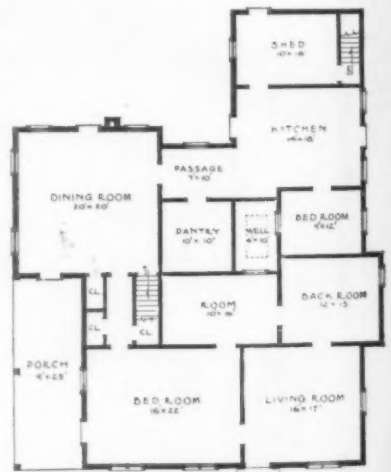
Paint was our next thought, and we hoped to do much of this ourselves. But painting, like art, is long, and time was fleeting—and we had to return to town with most of the painting unfinished. We heard of a good painter who could be trusted to go ahead by himself, and who was willing to work more cheaply in the fall than in the busy spring. So we left him to finish the outside work—white trim, soft blue blinds—and to paper the dining room, living room, and first-floor bedrooms.

And what fun the O. M. had selecting the wallpapers! It took time and energy to get just the right ones, but how well it paid! For the dining

room she chose a scenic paper, a deep cream ground with figures of soft green, gray, and tans, with a touch of black. For the living room, after much thought and looking around, another scenic paper was decided upon, "The Landing of the Pilgrims," in bright, good, colors—a delightful paper. For the bedroom she found a modern pattern which suits the old room perfectly. It has a cream ground with turquoise blue diagonals and little modernistic flowers, and it is lovely with peach-colored bedspreads and cream curtains.

We did go at things backward, for the next spring, very early, we had an artesian well drilled. Here again we were lucky and got a good flow of water at 150 feet. The local plumber, a man over seventy years old, proved to be very helpful, superintending the well digging and later taking charge of turning the water on and off at the proper times, getting "No trespassing" signs put up for us, and doing many other necessary things. He put in two bathrooms, a sink in the kitchen, and two tubs in the lean-to laundry, and this work—that is, the whole water system—was our biggest item of expense.

When, after much urging and pushing, we finally got all the workmen out and could live in the old house, we spent the happiest kind of summer. It is such a livable old house. It almost seems grateful to us for making it habitable again. We tried not to invade it too much; candles and lamps still furnish our light, and we have kept the "farm" look to the grounds.



The first floor plan of the remodeled old house is shown at the right and above it is the layout as originally found. Note that the partition was taken out to increase the size of the living room, and a fireplace installed

HELPFUL BOOKLETS

ARE YOU faced with some problem in constructing, remodeling, furnishing, or equipping your home? There are many helpful ideas and suggestions contained in the literature of reputable manufacturers.

Read the advertisements in this issue carefully and request literature direct from the advertiser wherever possible. Then, if you do not find what you are looking for, scan this list.

THE AMERICAN HOME acts as a clearing house between reader and manufacturer. You can order the booklets you wish on the coupon at the bottom of page 124. We will forward your name and address to the manufacturers involved, and they will send their literature direct to you.


—HEARTHSTONE EDITOR.

ORDER BY NUMBER ONLY, USING COUPON ON PAGE 124

Building Material & Equipment

Bathroom Fixtures & Plumbing Supplies	HOUSE COMFORT THAT PAYS FOR ITSELF <i>Wood Conversion Co.</i>	434
THE VITAL ELEMENT (WROUGHT IRON PIPE) <i>A. M. Byers Co.</i>	INCREASING HOME ENJOYMENT <i>Insulate Co.</i>	284
DUST PROOFED <i>American Brass Co.</i>	JUST BETWEEN YOU AND THE WEATHER <i>U. S. Mineral Wool Co.</i>	459
BATHROOM ARRANGEMENT <i>Crane Co.</i>	HOME INSULATION <i>Johns-Manville Co.</i>	616
MAKING BATHROOMS MORE ATTRACTIVE <i>C. F. Church Mfg. Co.</i>	IT SAVES—IT BUILDS—IT INSULATES <i>Johns-Manville Co. (Wallboard)</i>	679
ONE PIECE WATER CLOSETS <i>W. A. Case & Sons</i>	Paints & Varnish	
HOT WATER SUPPLY <i>American Radiator Co.</i>	SHINGLE STAIN <i>Samuel Cabot, Inc.</i>	160
BEAUTY MOLDED TOILET SEATS <i>Coyne & Delany</i>	ALUMINUM PAINT—A METAL PIGMENT PRIMING COAT <i>Aluminum Co. of America</i>	538
Fireplaces and Accessories	CREO DIPT BRUSHCOAT STAINS AND COLOR CHART <i>Creo Dipt Co.</i>	645
REPLACE UNITS <i>Heating Co.</i>	Portable and Ready Cut Houses	
WHAT MAKES A HOME <i>Colonial Fireplace Co.</i>	PLANS OF CUT HOMES <i>The Gordon Van Tine Co.</i>	341
KNOW ALL ABOUT BONDED FIREPLACES <i>Bennett Fireplace Corp.</i>	NINETY BETTER BUILT READY CUT HOMES <i>Bennett Lumber Co.</i>	136
Garbage Incinerators, Sewage Disposal & Water Systems	HOUSES—SECTIONAL <i>E. F. Hodgson Co.</i>	25
DEPENDABLE SEWAGE DISPOSAL <i>San-Equip, Inc.</i>	Roofing and Shingles	
RIVERSIDE ASPHALTIZED SEPTIC TANKS <i>Riverside Boiler Works</i>	COLOR IN ASBESTOS SHINGLES <i>Johns-Manville, Inc.</i>	14
GARBAGE INCINERATORS <i>Kerner Incinerator Co.</i>	THE CONSTRUCTION OF THATCH ROOFS <i>Weatherbest Stained Shingle Co.</i>	84
D. L. RESIDENCE WATER SYSTEMS <i>DeLo Appliance Corp.</i>	WEATHER EFFECT SHINGLES <i>Ambler Asbestos Shingle & Sheathing Co.</i>	529
Hardware	NEW ROOFS OVER OLD <i>Barber Asphalt Co.</i>	481
GOOD BUILDINGS DESERVE GOOD HARDWARE <i>P. & F. Corbin Co.</i>	MAKING OLD HOUSES INTO CHARMING HOMES <i>Weatherbest Stained Shingle Co.</i>	662
HARDWARE FOR UTILITY AND ORNAMENTATION <i>Sargent & Co.</i>	BEAUTIFY YOUR HOME—INEXPENSIVELY <i>Johns-Manville Co.</i>	677
FLOOR PROTECTION—NO MAR FURNITURE RESTS <i>Basnick Manufacturing Co.</i>	SUPERIOR ROOFS, LEADERS, GUTTERS & DOWNSPOUTS <i>Wheeling Metal Mfg. Co.</i>	407
Heating Plants & Accessories	Windows, Doors & Screens	
COMFORT HEAT <i>Burnham Boiler Corp.</i>	THE WINDOW ARTISTIC <i>International Casement Co.</i>	23
ECONOMICAL HOME HEATING <i>Pierce, Butler & Pierce</i>	CONVENIENCE IN SCREENS <i>Rotecreen Co.</i>	352
A MODERN HOUSEWARMING <i>U. S. Radiator Corp.</i>	YOUR WINDOWS THROUGH A DECORATOR'S EYE <i>David Lupton's Sons Co.</i>	521
HOT WATER SERVICE FOR THE HOME <i>Riverside Boiler Works, Inc.</i>	SCREENING YOUR HOME <i>The Higgins Mfg. Co.</i>	27
CAPITOL CAST IRON CONCEALED RADIATORS <i>U. S. Radiator Corp.</i>	QUALITY IN GLASS FOR WINDOWS <i>Libbey-Owens-Ford Glass Co.</i>	670
CADWELL RADIATOR AIR VALVES <i>The Beaton & Cadwell Mfg. Co.</i>	RUSTLESS INSECT SCREEN <i>Kane Mfg. Co.</i>	684
RADIATOR HEAT <i>American Radiator Co.</i>	DECORATE YOUR HOME WITH CASEMENTS <i>Detroit Steel Products Co.</i>	453
COMFORT, CONVENIENCE & CLEANLINESS OF IDEAL GAS BOILERS <i>American Radiator Co.</i>	Walls & Floors	
THE DOHERTY-BREHM HUMIDIFIER <i>Doherty-Brehm Co.</i>	BEAUTIFUL BIRCH FOR BEAUTIFUL WOODWORK <i>Northern Hemlock & Hardwood Ass'n.</i>	10
BLUE SQUARE CASED BOILERS FOR STEAM, HOT WATER & VAPOR SYSTEMS <i>Richardson & Boynton Co.</i>	WILL YOUR HOUSE BE AS BEAUTIFUL INSIDE AS OUTSIDE? (TILE) <i>The C. Pardee Works, Inc.</i>	522
HOME VENTILATION <i>Cincinnati Victor Co.</i>	AMBLER ASBESTOS "WALTILE" <i>Ambler Asbestos Shingle & Sheathing Co.</i>	528
MR. EDISON BUYS AN OIL BURNER <i>Electrol, Inc. (Oil Burners)</i>	A VERSATILE WOOD FOR INTERIORS <i>Southern Cypress Mfg. Ass'n.</i>	674
House Building Materials	UPSON FIBRE TILE, UPSON BOARD <i>Upson Board Co.</i>	164
BEAUTIFUL HOMES OF CONCRETE MASONRY <i>Portland Cement Ass'n.</i>	UPSON RELIEF CEILING <i>Upson Board Co.</i>	603
BEAUTY IN BRICK <i>The Finzer Bros., Clay Co.</i>	CHARACTERFUL WALLS & CEILING <i>Upson Board Co.</i>	604
LOG CABINS UP TO DATE <i>Shawlin, Carpenter & Clark</i>	COLORFUL WALLS FOR BATHROOMS AND KITCHENS (TILE BOARD) <i>Johns-Manville Co.</i>	678
MONEY SAVED FOR BUILDERS <i>Southern Cypress Mfrs. Ass'n.</i>	CROMAR OAK FLOORS <i>The Cromar Co.</i>	682
House Wiring Installation	BEAUTIFUL FLOORS AND SAVING OF HUNDREDS OF DOLLARS <i>Ponsell Floor Machine Co.</i>	425
HOME OF A HUNDRED COMFORTS <i>General Electric Co.</i>	Awnings, Porch Shades & Blinds	
Insulating Materials	COOLMOR PORCH SHADES <i>Raymond Porch Shade Co.</i>	708
THE BUILDING BOOK <i>Celbex Co.</i>	KANE QUALITY VENETIAN BLINDS <i>Kane Mfg. Co.</i>	668
THE QUILT BOOK <i>Samuel Cabot, Inc.</i>		397

(Continued on page 124)



ENTER... Our Severest Critics

DOES your whole house welcome them home? Is it ready to meet gaily the anxious inspection your child will give it—looking through the eyes of his new friends?

There is nothing like wallpaper for giving a house poise. With the aid of a well-chosen wallpaper you can

harmonize uncongenial furniture, add sunshine and charm—and the smart touch then spells "Today". Make them proud to bring their friends home.

Our new booklet "Improve it with Wallpaper" will be sent for 10c. The Wallpaper Association, 10 East 40th Street, New York.

The WALLPAPER ASSOCIATION

NEW—Driver's Lap Robe



An Ideal Gift for Men or Women

Made of heavy wool—various colors. A band of spring steel in top holds it snugly around waist. Two spring clips fasten around ankles, keeping robe from slipping off, or becoming entangled with pedals. Easily put on—quickly slipped off. At dealers or by mail, \$5. Write today.

Perfection Mfg. Co. 2713 N. Leffingwell, St. Louis, Mo.

The American Home Employment Plan Page 81

Beauty--Health--Utility

MINNEHAHA HUMIDIFIER Radiator Shield

Ask your physician! He recommends it because it scientifically moistens air for health and comfort. Your interior decorator endorses it for neatness, preserving furniture and woodwork, protecting walls, saving fuel. Has unusual moisture supplying capacity. Convenient lengths. For literature, prices—write

SPECIALTY MFG. CO. St. Paul, Minn., U. S. A.



Bayberry Candles — 2 for 50c Burn them Christmas Eve. A pair of candles attractively boxed with card of Colonial design. A gift of good luck.



Gift Book—FREE

It shows a fine variety of wonderful gifts for Christmas. Prompt service and a guarantee of satisfaction with every purchase. Everything postpaid.

POHLSON'S — Pawtucket, R. I. Department 88 Established 1895

140 STARTLING NEW HOUSE PLANS

Don't Build Until You See This Book!



The Best Book of Beautiful Homes

A most amazing collection of original and artistic house designs ever published. The collection consists of Americanized Spanish, Colonial and English houses, bungalows and semi-detached homes, costing from \$5,000 to \$50,000. Each house design occupies an entire page 9 1/2 x 13 1/2. Order today as edition is limited. Pay postman on delivery \$1.00 plus postage charge.

ANDREW CHARLES BORZNER 718 Walnut Street Architect Philadelphia, Pa.

Gifts

FROM A FAMOUS SHOP . . . KIND TO YOUR POCKETBOOK

this Christmas let Daniel Low make your shopping easy

"Ordering by mail is so delightfully easy," writes a grateful customer. Our catalogs bring the world's smartest shops direct to you. They present 184 surprising pages of charming gifts in the greatest variety. You find lovelier gifts, yet pay less.

This year the values found in our catalogs are greater than ever. Each dollar will purchase far more in style and quality.

Our selections are interesting and varied—from inexpensive gifts at a dollar to meet this year's demand, to Diamonds and Sterling Silver, where our prices are nearly one-half those of ten years ago . . . a rare opportunity to purchase a long desired gift.



Sunray Crystal Pendant

A charming complement for any costume, this pendant has a lacework frame and 16-in. chain of sterling silver with rhodium finish and a genuine diamond in the centre—all for the extraordinary price of \$1.00 P1623



Scotty's Dish

Every dog has his dish and he can't tip this one over! Heavy black iron frame with expectant Scotty contains enamel pan 8½ inches diam. for food or water N220 1.35



Gay Christmas Wrappings

Busy squirrels on pine boughs or silver bunnies on snow decorate 5 sheets, pine motif tape 75 ft. and matching tags, then 5 cunning candle lit trees. N37 \$1.10 Our catalog shows the latest wrappings and cards.

You will find many excellent values and attractive gifts in sterling silver, plated ware and pewter in our catalog.



Windsor Magazine Rack

A magazine rack has become a necessity in every living room. This rack will not only add distinction and style to your room but will prove to be very useful, for it holds a surprising number of papers, magazines, etc. Maple or walnut, with two compartments, 10 x 19 x 20 in. high. Z 1818 \$8.75

Send for our booklet on maple furniture showing authentic reproductions finely made and finished.



Pewter Tea Set

Of simple yet graceful design. Any hostess will be proud to serve afternoon tea with this pewter tea set. With its lustrous finish, it may be used advantageously with either china or silver. Four pieces—tea-pot, capacity 2 pints; sugar and creamer, and 10-inch tray.

A tea set that will not chip or break and an unusual value at \$5.85 F1530



Penguin Book Ends

Since the successful return of the Byrd expedition, penguins have become more popular than ever before. Here is one that will hold your books with dignity, 6 in. high, finely modeled, in soft green finish. Z715 pr. \$2.00



Sterling Compote

In lending charm and distinction to the table, the compote ranks second only to the centerpiece. The one pictured is particularly attractive with its graceful shape, and a very special value besides. Height 5½ in. H2111 \$5.00



Folding Slippers

Just the thing for the traveler. When folded neatly in the outer case they measure only 5¾ x 4¾ x 1 in. In finest black, blue or rose Celanese with matching leather sole. L347 pr. \$2.00 In finest black or brown kid leather. L348 pr. \$2.75

Celanese cases and leather hand bags are only a few of the many interesting and useful gifts found in our Year Book.

Daniel Low's

COMPLETE CATALOGUE Clip Coupon—Send for your copy today

is published yearly, 152 pages, showing the newest most desirable articles in all departments.

Diamonds	Table Silver	China and Brass
Diamond—	Toilet Sets	Many Novelties
Remounting	Leather Goods	Greeting Cards
Jewelry	Traveling Bags	Gift Wrappings

20 Pages of Gifts for Men 25 Pages of Little Gifts
18 Pages of Fine Leather Goods
20 Pages of Sterling Silver 100 Pieces of Fine Pewter
Many Unusual and Interesting Gifts

at low and honest prices. We pay delivery charges and guarantee safe delivery and satisfaction.

DANIEL LOW & CO., Salem, Mass.

DANIEL LOW & CO.
Established 1867
137 ESSEX STREET .. SALEM, MASS.

Please send me your 32 page advance booklet of latest Christmas Cards and Small Gifts by return mail and your 152 page catalogue when issued—November 1st.

Name _____
Address _____
City _____ State _____

HELPFUL BOOKLETS

Continued from page 123

ORDER BY NUMBER ONLY, USING COUPON BELOW

House Furnishings

TODAY'S STYLES IN AWNINGS <i>Otis Company</i> 590	THE BEAUTY SECRET OF A COLONIAL HOME <i>Salisbury Bros. Furniture Co.</i> 620
<i>Drapery & Upholstery Fabrics & Equipment</i>	NEW ARTISTRY IN RADIATOR CONCEALMENTS <i>Tuttle & Bailey</i> 227
HOW TO DRAPE YOUR WINDOWS <i>Kirsch Co.</i> 55	<i>House Furnishings, Miscellaneous</i>
COLOR HARMONY IN THE HOME (DECORATIVE FABRICS) <i>Celanese Corporation of America</i> 701	THE CLOTHES CLOSET AND THE HOUSEWIFE <i>Knape & Vogt Mfg. Co.</i> 631
COLOR, THE SECRET OF BEAUTIFUL HOMES <i>Orinoka Mills</i> 75	CLOCKS IN THE MODERN HOME <i>The Clock Mfrs. Ass'n of America</i> 571
COLONIAL DRAPERY FABRICS <i>Marshall Field & Co.</i> 719	TELLING TIME <i>Hamilton-Sangamo Corp.</i> 610
<i>Floor Coverings and care of</i>	BEAUTY IN THE BEDROOM <i>North Star Woolen Mills Co.</i> 601
BEAUTIFUL FLOORS (WAX) <i>A. S. Boyle Co.</i> 50	ENDURING BEAUTY—DU PONT TOILET SETS FOR THE BOUDOIR <i>Du Pont Viscoid Co.</i> 692
MAKING A FLOOR LIVE LONGER (WAXING MACHINE) <i>Donald Durham Mfg. Co.</i> 531	<i>Kitchen and Laundry Equipment</i>
THE SECRET OF BEAUTIFUL FLOORS <i>Floorola Corporation</i> 657	THE DAWN OF A NEW DAY <i>The Walker Dishwasher Co.</i> 614
REDUCING THE CARE OF FLOORS & FURNITURE <i>S. C. Johnson & Son (wax & machine)</i> 54	PYROFAX IN THE HOUSE AROUND THE CORNER <i>Carbide & Carbon Chem. Corp.</i> 403
FOR THAT NEW HOME OF YOURS <i>Armstrong Cork Co.</i> 83	ARMSTRONG TABLE APPLIANCES <i>Armstrong Elec. & Mfg. Corp.</i> 611
TASTEFUL COLOR SCHEMES FOR YOUR ROOMS <i>Bigelow-Hartford Carpet Co.</i> 685	ELECTRIC REFRIGERATION <i>Frigidaire Corp.</i> 61
COLOR AND CHARM IN HOME INTERIORS <i>Congoleum-Nairn Inc.</i> 706	ICE-O-MATIC RECIPE BOOK <i>Williams Oil-O-Matic Corp.</i> 531
FACTS YOU SHOULD KNOW ABOUT THE CARE OF RUGS & CARPETS <i>Clinton Carpet Co.</i> 156	ERCO KITCHEN SINK <i>Ebinger Sanitary Mfg. Co.</i> 621
INSIDE FACTS ABOUT OUR WHITTALL RUGS AND CARPETS <i>M. J. Whittall Associates</i> 178	ARMSTRONG ELECTRIC RANGES <i>Armstrong Elec. & Mfg. Corp.</i> 630
<i>Furniture</i>	GENERAL ELECTRIC REFRIGERATOR <i>General Electric Co.</i> 663
AUTHENTIC PERIOD FURNITURE OF CABINET SOLID WOODS <i>Kittinger Co.</i> 181	DELCO GAS—MODERN COOKING & HEATING SERVICE FOR THOSE BEYOND THE CITY MAINS <i>Delco Light Co.</i> 610
THROUGH COLONIAL DOORWAYS <i>Conant-Ball Company</i> 608	STANLEY CLOTHES LINE EQUIPMENT TAKES THE DRUDGERY OUT OF HANGING CLOTHES <i>The Stanley Works</i> 585
EARLY AMERICAN FURNITURE REPRODUCTIONS <i>Lincoln Shops</i> 610	<i>Lighting Fixtures</i>
CANDLEBACK CHAIRS <i>Sprague & Carleton, Inc.</i> 627	DISTINCTIVE HAND-MADE LIGHTING FIXTURES <i>Industrial Arts Shops</i> 427
STEPPING STONES . . . TO A PERFECT NURSERY <i>Gem Crib & Cradle Co.</i> 648	<i>Wallpaper and Wall Coverings</i>
MAPLE FURNITURE OF YESTERDAY AND TODAY <i>Northern Hard Maple Mfrs. Ass'n.</i> 598	THE MODERN TREND IN WALL COVERINGS <i>Columbus Coated Fabrics Corp.</i> 605
THE TABLE IN THE HOUSE <i>Imperial Furniture Co.</i> 320	WALL COVERINGS (SANITAS) <i>Standard Textile Products Co.</i> 71
HOW TO FURNISH YOUR HOME IN TRUE COLONIAL STYLE <i>W. F. Whitney Co.</i> 272	HOW TO MODERNIZE YOUR HOUSE WITH WALL PAPER <i>Wallpaper Guild of America</i> 61
	THE IMPORTANT POINTS OF INTERIOR DECORATION <i>Columbus Coated Fabrics Corp.</i> 661

Gardens and Grounds

<i>Garden Furniture, Fences & Decorations</i>	GOLF GREEN BEAUTY FOR YOUR LAWN <i>Cooper Mfg. Co.</i> 613
WOVEN WOOD FENCES <i>Dubois Fence & Garden Co., Inc.</i> 102	LAWNS BEAUTIFUL <i>Jacobsen Mfg. Co.</i> 636
CONCRETE IMPROVEMENTS AROUND THE HOUSE <i>Portland Cement Ass'n.</i> 497	<i>Gardens</i>
CEDAR FENCES, ARBORS, TRELISES & SMALL HOUSES <i>E. F. Hodgson Co.</i> 499	WHEN YOUR TREES NEED THE TREE SURGEON <i>Davey Tree Expert Co., Inc.</i> 171
HABITANT FENCING <i>Habitant Shops, Inc.</i> 566	HOW TO GROW ROSES <i>Bobbink & Atkins</i> 616
PRESERVE THE CHARM OF YOUR HOME <i>Stewart Iron Works Co.</i> 371	INSECT PESTS, INDOORS & OUT <i>Antrol Laboratories, Inc.</i> 530
THE NEW LINCRIFT BOOK OF FENCES & FURNITURE <i>New Jersey Fence Co.</i> 700	GARDENING SUCCESS <i>Swift & Company</i> 577
A MASTER CRAFTSMAN SUGGESTS WAYS TO ENRICH HOME LIFE <i>Cyclone Fence Co.</i> 418	THE SEEDING AND CARE OF LAWNS <i>O. M. Scott & Sons Co.</i> 557
	HOW TO PLANT THE HOME GROUNDS <i>National Home Planting Bureau</i> 632
<i>Garden Equipment</i>	SUCCESS IN LANDSCAPE GARDENING <i>American Landscape School</i> 633
AQUAPROOF PLANT LABELS <i>Aquaproof Products Co.</i> 578	PEAT MOSS—OUTLINE OF ITS USES <i>Atkins & Durbrow, Inc.</i> 698
STANLEY GARDEN TOOLS—MAKE GARDENING EASY <i>The Stanley Works</i> 611	STAR GUIDE TO GOOD ROSES <i>Conard-Pyle Co.</i> 725
LAWN MAKING EFFICIENCY <i>Modern Machine Works</i> 614	<i>Miscellaneous</i>
	TWO GOOD CLEANERS <i>Hygienic Products Co.</i> 613
	SIMPLE RULES FOR MOUTH HYGIENE <i>Johnson & Johnson</i> 715

For my information only, will you please state briefly, the plans you have in mind which lead to your request for booklets.
Be sure that you have first looked through the advertising pages and requested booklets direct from the advertiser wherever possible.
—HEARTHSTONE EDITOR

HEARTHSTONE EDITOR, THE AMERICAN HOME, GARDEN CITY, N. Y.

1. I am planning to.....

2. Please send (at no expense to me) the following booklets.
(Insert numbers from list)

Name.....

P. O. Address.....

City..... State..... Nov. 1.....

Shop Windows of To-day

by DIANA NORTH

A LITTLE glass fish placed inside the finger bowl is the latest smart touch that will add gaiety to your dinner party. The fish have just been imported from abroad, and are made of iridescent glass in assorted colorings—\$6.00 per dozen, \$3.00 per half dozen—from CARBONE, 342 Boylston Street, Boston, Mass.



Another charming idea for your dinner table is this quaint Japanese lacquer nut set. The six individual bowls should be put at each plate, while the larger bowl should be passed around permitting everyone to help himself from it with the slender ladle. Each piece has been decorated with a fragile flower petal design, and the whole set can be had complete in either terra cotta or black lined with gold, for \$4.75, or all gold for \$7.50. From GUNN & LATCHFORD, 323 Fifth Avenue, N. Y. C.



Christmas is really just around the corner, and I believe you could give no more welcome present than these Boston View plates. We showed four plates like these over a year ago, and since they were so popular, we are presenting for your approval these new ones illustrated below. In blue on a white ground, there are twelve different scenes to a dozen with a description given on the back of each plate. \$12.00 per dozen. A hint to the wise is that this firm will engrave on the back of each plate "Merry Christmas to . . . from . . ." at an additional cost of only \$3.00. But order quickly, or you won't get them in time for Christmas. JONES, McDUFFEE & STRATTON, 367 Boylston St., Boston, Mass.



TRY THIS NEW WAY
OF
PACKING
SHOES
NEATLY

TECS Smart New
Jackets for Shoes

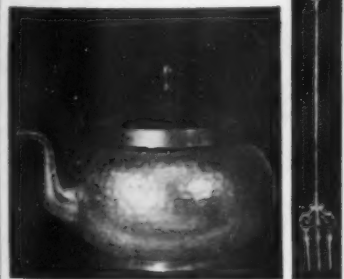
TECSed shoes keep luggage neatly packed—clothes fresh and dainty. For TECS are smart little knitted jackets that slip snugly over your footwear . . . preventing such minor tragedies as rumpled frocks and shoe-smudged silks.

TECSed shoes dangle from hooks of well-ordered closets.

Charming gifts—TECS in four new pastel shades—orchid, pink, blue, green—and in beige and orange, black and silver, blue and gold. In smart gift box—\$1.50 for two pairs. Size A for women—B for men. Pastel shades in size A only. At the better shops or direct from Knit Goods Specialty Co., Dept. AH-11, Chicopee Falls, Mass.

BRASSTOASTING FORK

Every fireplace should have one of these good looking and serviceable English toasting forks. Solid brass 21" long. Postpaid . . . **\$1.00**



A COPPER KETTLE . . .

of charming design that adds a smartly "homey" decorative note to any room. Hand-made, of hammered brass or copper. Pewter lined. Six-cup capacity. Postpaid . . . **\$3.25**

You can enjoy shopping New York's famous "Brasstown" in your own home, through our booklet 11E. May we send it to you?

ADOLPH SILVERSTONE, Inc.
Est. 1898—Oldest Shop in "Brasstown"
21 Allen Street New York, N. Y.

Announcing!
An Ideal Occasional Table

A Touch of the Hand Transforms This Beautiful Pembroke Stand Into a Unique All-Purpose Table.



Open
19" x 24"; 25" high

Built of selected hardwood and finished in provincial brown, antique maple, walnut, or mahogany; a hand rubbed dull satin finish.


Price \$24.50, Express collect.
With Mirror attached \$2.00 extra
(Pat. applied for)

Send for full descriptive leaflet.

We respectfully solicit orders for special pieces.
Furniture built from any design to order.

MADE AND SOLD BY

BUCKLEY of BINGHAMTON, N. Y.



Closed
16" x 18"; 30" high



FLORENTINE JARDINIERE

hand made, roughly glazed in soft olive green, with a pleasing pattern of dark green leaves. Makes a splendid plant pot holder.

This size, 5 3/4 in. diameter, specially priced at \$1.25. 7-in. pot, \$1.75. 8 1/4-in. pot, \$3.25. 10-in. pot, \$4 (express included, all sizes). Send check or money order—no stamps.

If interested in the decorative arts, write for a copy of "THE SHARD."

Carbone

342 Boylston Street, Boston



**Get This Newest
Perfume Lamp**

The original gift for Christmas. An electric lamp that breathes delightful, delicate fragrance as it burns! No smoke. Two special bulbs, and supply of four choice aromas. Candlestick base and shade of etched glass in unique design, finished in bronze, about 10" high, heavy silk ext. cord. Most attractive lamp also for general use. Specify color: rose, amber, green. Any address, postpaid, **\$3.95** only \$3.95, money order or check.


Get the free portfolio of beautiful lamps and other things in glass and metal at agreeably low prices.

CHATEAU GLASSCRAFT, Inc.
Dept. A, Point Marion, Pa.

Shop Windows of To-day

COPPER... FEWTER... IRON...


Unique!



No. MC848—This brass five-light candelabrum is an inspiring piece, and a unanimous first choice with America's leading decorators. It would make an ideal Christmas gift. It stands 13 3/4" high and has a spread of 13". Each, express collect. \$4.75

B. PALESCHUCK
"The House of Metal Ware"
37 Allen Street New York City
Send for our New 48-Page Catalog M23

ANTIQUES AND REPRODUCTIONS IN BRASS...



Upon visiting one of the smartest shops in New York, I was shown these graceful Georgian candy shell dishes that had just arrived from England. They are just the right size for candy or nuts. Because they are made of silver plate and gilt lined I was amazed to hear that they cost but \$3.50 each. When ordering by mail please add 30¢ for postage. **LITTLE GALLERY, 59 West 56th St., N. Y. C.**



Vermont sends this
"Sap Bucket"
of real Maple Hearts

A unique gift "hit" . . . fresh from the heart of the maple country . . . a daintily packed natural-wood "Sap Bucket" filled with 1 lb. 5 oz. net of deliciously-smooth Maple Hearts. Check-full of gift atmosphere . . . ideal for bridge candy or prizes. Mailed fresh daily, to you or your gift list, \$1.50 postpaid. Filled with Bridge shapes instead, if preferred, \$1.50. Sap Bucket of 2 lbs. Pure Maple Sugar, \$1.25; filled with 1 lb. Grandfather's Stirred Sugar, \$1.00; with 1 lb. Assorted Fudge, \$1.50. (Add 15¢ per bucket west of Miss. R.) Send for price list of all maple products and dainty confections.

MAPLE GROVE CANDIES, INC.
Route 22
St. Johnsbury, Vt.

Special attractive proposition to established dealers.


CANEWOOD FARM HAMS



Direct from the producers

Very highest quality old Kentucky hams carefully sugar-cured by a recipe we have used successfully for years. They are then slowly smoked over real hickory fires for weeks and allowed to age. Their flavor is truly delicious. Wt. 9-16 lbs. ea., \$.50 per lb. Special 2-year-old hams, Wt. 8-11 lbs., ea., \$.55 per lb. Postage extra. Safe delivery guaranteed. Old Southern recipe sent with each ham.

CROSBY BROTHERS
Canewood Farm
Box 90 P. O., Spring Station, Ky.



I don't believe I've ever seen as attractive a dustpan as the one pictured here, which I came across while walking around Boston's quaint old streets. The cast aluminum pan has a lovely sheen, while the long handle can be had in green, blue, ivory, or oak and is revolving, thereby twisting to any angle as it fits into a ball-bearing socket. Also notice the handy ridge on the back for placing your foot. It really could be used as well as a fireplace accessory. Price \$2.50 prepaid anywhere. **KATHARINE BRAINARD, 44 River Street, Boston, Mass.**

November with its chilly days brings jolly gatherings around the fireplace, and to find fireplace accessories that are different but practical is oftentimes very difficult. The firelighter shown below has a quaint appearance and would add cheer to any fireplace, and it will be ready at a moment's notice to start a blazing fire. I consider it excellent value at only \$6.50 express collect from **H. T. TUTTMAN, 105 Allen St., N. Y. C.**

Our November "Special"




A triple mirror of great ingenuity. Three adjustable panels and a jewel or make-up box constructed of clear beveled glass fastened together with tiny rosettes. A real find! Wood back finished green, maple or mahogany. 19 1/2" high, 22" wide. Box \$12.50 12" long x 6" deep x 4" high

three new yorkers

145 East 57th St.
New York, N. Y.

A division of Hammacher, Schlemmer

FLAMINGO



GOLD FISH BOWL

A modern version of an aquarium ensemble that is immensely decorative in any room. The Flamingo stand is made of wrought iron, in antique green finish. Clear Crystal bowl measures 5 inches wide by 7 inches long by 6 inches high. Height over all—17 inches.

Price \$5.95 Express collect (Weight packed—10 lbs.)
Send for illustrated folder 11-W

"The Boulevard Shop"
220 NORTHERN BLVD-FLUSHING, L.I.N.Y.



Lower Prices on Colonial Coverlets

With infinite care, the native Vermont weavers have reproduced this authentic "Whig" pattern in purest native wool on firm non-shrinking warp. Design and texture combine to flood the room with rare and restful Early American charm. Made in Indigo Blue, Whig Rose, Green, Old Blue, Lavender or Gold. 66" x 96" (Single bed) \$10.25; 80" x 96" \$11.50; 65" x 108" \$10.75; 80" x 108" \$12.25. Postpaid to Mississippi River; beyond, add 25¢. Satisfaction guaranteed.

Send for catalog of Blankets, Slumber Throws and Heirloom Woolens made by the wool-crafters chosen to supply blankets for the new de luxe Waldorf-Astoria Hotel.

Vermont Natives Industries
Shop A-4, Bridgewater, Vermont

Shop Windows of To-day

STUDY INTERIOR DECORATION AT HOME

FOUR MONTHS PRACTICAL TRAINING COURSE

Authoritative training in selecting and assembling period and modern furniture, color schemes, draperies, lamp shades, wall treatments, etc. Faculty of leading decorators. Personal assistance throughout. Cultural or Professional Courses.

Home Study Course


starts at once • Send for Catalog 12N

Resident Day Classes

start Feb. 3d • Send for Catalog 12R

NEW YORK SCHOOL OF INTERIOR DECORATION

578 Madison Avenue, New York City



At last, a really practical untarnishable cloth for silverware. In fact the people who make the new Pamilla Silver Cloth declare that you can pack your silver away in it for ten years and yet find it bright and shiny. It passed all kinds of tests made by the leading silverware manufacturers and can be had in bags and rolls for all sizes and quantities of silver, for instance a 6-piece roll costs \$1; 12-piece roll costs \$1.50; 18-piece roll \$1.75; 22-piece roll \$2.25. Bags 9 x 10" cost \$1.00; 14 x 15" \$1.50; 20 x 26" \$3.00. And, I forgot to tell you they are made of the smartest brown cloth lined with beige! At your local store or send money order to PACIFIC MILLS, 78 Chauncey St., Boston, Mass.



As you probably know, the smartest and latest idea of the new season is the combination of pewter and copper but I have never seen them so successfully combined as in the unique bowl illustrated above. While the bowl is fashioned of gleaming copper in a lovely satin brush finish, the three dolphins are made of solid pewter. I don't believe you can find such an unusual and distinctive piece anywhere, and at such a low price. Very useful size for candy, nuts or fruit. Price \$4.00 prepaid, M. W. CARR, West Somerville, Mass.

What will the weather be?

Clipper Ship Barometer

Price \$4.00

Be your own weather prophet and regulate your activities to the weather—it is a good idea and a lot of fun besides, watching the water rise or fall in the spout for weather changes. When falling, it indicates fair weather—rising, bad weather.

These instruments are made from an old original mold and are the same as those used by early Salem sea captains. Even today they are more sensitive than fine modern barometers.

On wooden stands 10 in. high. Full directions with every barometer.

DANIEL LOW & COMPANY
127 Essex St., Salem, Mass.

Enclosed find my check for \$4.00 for Clipper Ship Barometer (sent prepaid).

Name
Address
City..... State

For A Beautiful Garden
Protect and Keep Your Wild Birds

The Townley Food Cage attracts wild birds to your garden. Keeps them summer and winter; guarantees their food supply. Hygienic. Practically indestructible. Coated with protecting green insulating paint which blends with landscape. 8 1/2 in. sq. base—4 1/2 in. sq. top—4 1/2 in. high, with door through which food is inserted easily. A 2-foot chain keeps it from reach of molesting animals. Stocked with suet in winter; bread or greens in summer, one Townley Food Cage feeds the population of an acre. Endorsed by Nat'l Audubon, L. I. Bird Society, etc., as one of the finest feeding methods. Discourages migration.

Send for your Townley Food Cage today. Money back if not as represented.

STAREX NOVELTY CO. Postage Paid
Dept. 70 15 E. 53rd St. **\$1.50**
New York City

CARD PARTNERS

KEEP THE TABLE TOP CLEAR FOR PLAYING

Next time—each holds 2 clubs and ash receiver safely below table level. Attached or removed in a second. Spring clamp holds firmly on round or square legs. No screws or bolts.

\$1 per pair, postpaid (Add 25c west of Rockies)

Essential Products Co.
Dept. A
425 E. Wells St.,
Milwaukee, Wis.

Fine reprints on fourfold buff stock, quaintly hand-colored.

Currier & Ives Cards, 18 different subjects
5 x 6" size \$3.75
25 asst. \$7.50
3 x 4" size \$2.50
50 asst. \$5.00

Send for Currier & Ives folder
Beaux Arts 55 West 45th St., N. Y. C.

MODERN UNUSUAL GIFTS AND PRIZES

All these attractive pieces, made of the well-known "Samsonchina," come in black, orchid, jade green, peach, yellow, lavender, red and light blue.

The prices quoted are for black, or colors, postpaid east of the Miss. Add 25c postage west of the Miss. Deduct 10% for white finish. Checks or money orders.

Christmas Gifts and Bridge Prizes for the Man or the Girl.


Our folder showing colors and giving full details will gladly be sent on request.




"The Duplex"
Ash Receiver
5" wide, 3 1/2" high
PRICE \$1.50 EACH



"King Cole"
Ash Receiver
4 1/2" wide, 2 1/2" high
PRICE \$1.00 EACH



No. 175. Razor Cabinet
PRICE \$1.00 EACH



No. 176. Razor Cabinet
PRICE \$1.50 EACH

Dept. All
S. D. BAKER CORP., 234 West 14th Street, New York City

AN IVY WROUGHT IRON BRACKET



This Ivy Wall Bracket of wrought iron stands 18" high and is 14" wide. Two candleholders balance either side and a lovely green or amber glass ivy bowl rests in its place at the bottom.

\$3.00 express collect, without candles.

Lily J. Kroboth's
"Petite Shoppe"
3750-82nd St. Jackson Heights, L. I.

May we mail you our free catalogue of the very latest things?

SHINING SILVER LUSTRE



A pair of silver lustre glass vases. Very graceful in shape, and with a soft, shining glass, they are decorative wherever used. A delightful and inexpensive gift. 9 inches high. \$3.00 a pair. Express collect.

MADOLIN MAPELSDEN
825 Lexington Avenue New York City

Linen Lace Luncheon Set

Offering a lovely set consisting of one 18 x 36 runner and six 12 x 18 mats for \$3.00 complete postpaid

In the newest and most popular homespun pattern.

Other prices and sizes in runners and cloths on request.


Write for our Christmas monogrammed handkerchief folder.

THE LINEN SHOP
INC.
428 Bloomsfield Ave.
Monclair, N. J.



Shop Windows of To-day

The rare treat of perfect coffee
SILEX




Trade Mark Reg. U. S. Pat. Off.
Amber clear, rich, fragrant coffee made in all Pyrex glass Silex brings an entirely new taste experience. For the Silex principle of coffee making is far removed from less correct and less fascinating methods. Water rises through the pulverized coffee at the exact temperature to extract rich, full flavor with no bitter or metallic taste. It immediately streams back to the lower bowl—ready to serve. Coffee lovers are rapidly turning to Silex.

Silex is made in Chromium or Silver; 4, 6, and 8 cup sizes.

Write for brochure giving pictures and prices to Silex Co., 78 Pliny Street, Hartford, Conn. Check type desired.
 Electric Gas Alcohol

Name _____
Address _____



If you don't order your Xmas cards early you will only be able to get unattractive left-overs, as all the jolly gay ones go quickly. But, after all, I don't need to be apologetic about the cards shown above as you can see for yourself how nice they are. These are only a few of an assortment of twenty water-colored engraved etchings that can be had for the humble sum of \$1.00 prepaid from FIFTH AVENUE STATIONERS, 505 Fifth Ave., N. Y. C.



Give her this...
CHARMING COPPER AND PEWTER SET

Solid copper sugar and creamer—silver lined—with pewter spout and handles, on solid copper tray. A beautiful set to give or receive. No8704-5, \$5.00. Ask for this sugar and cream set at your favorite shop or send check direct to factory. Give Carr Craft gifts this Christmas. They are always in good taste, well made and reasonably priced. M. W. Carr & Co., Inc., West Somerville, Mass.

*** Carr Craft ***
GIFTS OF CHARACTER IN METAL



Another advance hint for a present for that very difficult man, is the horse doorknocker shown at left. You can obtain it with a dog or fox hound head as well, from one of the leading sporting goods stores in the country for \$5.00 prepaid. **ABERCROMBIE & FITCH, Madison Avenue & 45th St., N. Y. C.**



8-DAY CLOCK
\$10.00

An unusually smart time-keeper, this new importation is effective with any decorative scheme. Nickel plated, with radium dial for night visibility. 4 1/2" high by 6" wide. Kienzle clocks are rarely priced so low. \$10.00 postpaid.

THE HEATHER-MATHEWS CO., Inc.
411 Fifth Avenue New York, N. Y.

This handy little chest of drawers is narrow enough to fit in anywhere, while the four drawers give ample space for contents. Early American in type it can be had for \$14.50 from a shop which makes a specialty of unpainted furniture. It measures 30" in height and 14" wide. The two top drawers are 4 1/8" deep and the lower two are 5 1/8" deep. You can have it finished in antique maple, mahogany, or walnut for \$5.50 additional. **HEARTHSTONE FURNITURE CO., 224 East 57th St., N. Y. C.**



Constructed of the finest wood, this ideal breakfast tray also can be used as a reading stand in bed by employing the two extra "reading legs." Finished in pastel colors, green, ivory, rose, orchid, blue.
\$3.00 postpaid

Write for photo-sets showing the latest Corbett Gift Creations.
CORBETT CABINET MFG. COMPANY
St. Marys Pennsylvania



BRASS TOWN GIFTS

Colonial chimney lamp base and shade of solid brass or copper; 8" base x 11" high.



only **\$3.75**
Completely Wired Express Collect

TUTTMANS
Dept. A
103 Allen Street New York

An Ideal Xmas Gift
Distinctive Personal Stationery
"Fifth Avenue" Stationery is the choice of Men and Women who appreciate quality

Monogram or Name and Address Like Die Engraving
Lustrous Raised Letters (Not Printed) In Black, Blue, Green, Red or Brown
TUXEDO LINED PAPER
Club Size 6 1/2 x 9 1/2
White or Grey Paper

100 SINGLE SHEETS and 100 envelopes, lettered, and 100 plain sheets OR 100 folded 8 1/2 sheets and 100 envelopes, lettered. . . . \$2

SCOTCH GREY GRANITE PAPER \$2

ORDER BY MAIL. Sent postpaid within a week. Enclose check or M. O. West of Miss. add 10%. Satisfaction guaranteed or money refunded.

FIFTH AVENUE STATIONERS New York
505 Fifth Avenue Dept. K.
Illustrated catalog, Stationery—Personal Christmas cards—Monogrammed playing cards mailed FREE

HANG YOUR EXTRA SHOES INSIDE YOUR CLOSET DOOR



Out of the way, off the floor, fully visible . . . hung by the heels on Palmer Shoe Bars. Better than bags or boxes. Shoes don't touch door . . . no marring of finish. Anyone can attach. Specify either rose or apple green finish. Send \$1.00 for five pairs in gift box; \$2.50 for three boxes. Very acceptable as bride prizes and gifts.

PALMER PRODUCTS, Inc.
1916-B No. Prospect Milwaukee, Wis.
PALMER SHOE BARS
5 Pairs \$1.00

A Guardian, Companion and Friend

Does your taste run to the stately Great Dane, a spunky Sealyham perhaps, or an adorable Chow puppy?

You will find these breeds and many others represented regularly in **COUNTRY LIFE**, the most influential magazine in the country estate field, which has maintained the outstanding Kennel Directory for twenty-eight years.

COUNTRY LIFE can be found on the better newsstands. It will pay you in time and money to consult its Kennel Directory before making any dog purchases. If further expert advice and guidance is needed write the manager direct. In writing please mention breed of dog and whether a puppy or grown dog is preferred.

Manager Kennel Directory
COUNTRY LIFE
244 Madison Avenue New York City

Shop Windows of To-day

MINIATURES

ON PORCELAIN OR IVORY

A Priceless possession or ideal gift



A miniature on porcelain, square or oval, beautifully colored, 3/4 x 4/4 inches including gold plated frame, regular \$40.00, \$17.50 for.....

A miniature on ivory, painted by a well-known and reputable miniature painter, Gold Plated Frame and Leather Case included, regular \$125 \$250.00, for.....

These miniatures can be painted from any photograph, daguerreotype, tintype or snapshot. This is your real opportunity to perpetuate in color those who are or were dearest and nearest to you.

Please write to Dept. A.H. 11 for a free copy of our illustrated booklet showing miniatures, frames and cases in actual sizes.

AIMÉ DUPONT GALLERY

Established 1884

509 Fifth Avenue, at 42nd St., N. Y. C.



Old photographs copied and restored. Send for booklet



Chosen by those who love and appreciate beautiful pottery, because of delightful artistry, exquisite texture and charm of soft colors.

Write for booklet

ROSEVILLE POTTERY

Zanesville, Ohio

ELECTRIC CANDLE

Very Dainty—75c



Hand-decorated, rose or blue. Wonderful for bedroom or nursery. Simply turn the bulb to light. Comes postpaid.

Gift Book FREE—Send today for catalog filled with Christmas gifts, reasonably priced, guaranteed and postpaid.

POHLSON'S

Department 87

Pawtucket, R. I.

Established 1895



BRIDGE TABLE COVER

Imported hand blocked covers. Ideal gift. Exotic colors, pleasing designs, washable.

Blue 66 inches square \$1.00 Postpaid.

HOUSE OF CHARM


79 Madison Ave.

New York



This miniature of a Cape Cod lighthouse is really a useful little night lamp, as well as a fascinating ornament for a child's room. Inside are two small batteries that can be replaced. A turn of the top lights the lamp and says "All's well" at any time of the night. Realistically painted sea-green and white. \$1.00 prepaid from WHITE'S QUAIN'T SHOP, Westfield, Mass.


Another little lamp that we couldn't resist showing you, is this quaint little "glow lamp,"



all made of polished copper and brass which produces a lovely copper glow, whether lighted or not. The shade can be twisted to any angle, making it practical as well as decorative while its size and construction would make it especially useful for bedside table, or desk use. It measures 7 1/2" over all and costs but \$2.75 prepaid from THE BOULEVARD SHOP,

220 Northern Boulevard, Flushing, L. I.

Cape Cod is represented again with this cunning small cottage making an original sewing outfit. There are four spaces for spools on either side, pins and needles can be stuck in the chimney, while the roof can be removed giving ample room in the interior for scissors, thimbles, etc. It is painted white with red and green touches. The cottage alone without sewing accessories \$1.50, prepaid. DANIEL LOW, Salem, Mass.



OUR GUARANTEE TO YOU

Pure, unadulterated, chemically washed feathers are difficult to obtain



BUT

we are manufacturers of direct from factory to consumer made to order quilts, pillows and cushions. Controlling all processes in our own plant, from raw feathers to finished products, we can guarantee our customers the finest and most sanitary feathers and down obtainable.

If interested, write for catalogue and free cellophane-wrapped samples of down, half-down and feathers sent together with samples of saten quilt covering for your choice and approval.



SLUMBERSWEET PRODUCT
MONTAUK HIGHWAY QUOGUE, N. Y.



This is the new vogue COPPER and PEWTER

A stunning new style, silvery pewter, and richly glowing copper. Your friends will love this beautifully-designed compote. No. 8751. 9 1/2 inches high—\$7.50. Top and base of solid copper, standards of pewter. Carr Craft gifts are always received with delight. Ask for them at your favorite shop. If you do not find this compote send check or money order directly to M. W. Carr & Co., Inc., West Somerville, Mass.

★ Carr Craft ★

GIFTS OF CHARACTER IN METAL

CORDIAL SET

6 GLASSES
BOTTLE
TRAY
\$7.50



Trimmed with sterling silver deposit, untarnishable. Clever "Swallow" design, in silver on glasses. Black glass tray, 10" x 6". A handsome set. Price \$7.50 express collect. Guaranteed safe shipment.

THE HEATHER-MATHEWS CO., Inc.
411 FIFTH AVE. New York, N. Y.

Cute?



Indeed it is!

And from 'way down in Dixie, too, comes this heavy, hardwood footstool 10" diam., 1 1/2" thick top, 7 1/2" ht. Complete with charming little hooker rug mat.

Maple, walnut or mahogany finish.

\$3.25 postpaid

E. E. BURROUGHS CO.

Conway South Carolina



Devices for American Homes

For November we are showing the latest practical devices for up-to-date households. Each one is reliable and efficient, as well as excellent value. Please order by sending your money order or check to the firms mentioned below. For any other information write Diana North



ONE

ONE—Triangular ice bars instead of cubes are made in the new "Easy out" ice tray. Ice comes out without holding grid under water. Simply raise ends with both hands and flex backwards and bars will fall out quickly. Made of retinned metal in four sizes for practically any electric refrigerator. State size and name of ice box when ordering. \$2.00 and \$2.50 each prepaid within 100 miles of N. Y.; to points beyond 20¢ for packing and postage. Hammacher, Schlemmer & Co., 145 East 57th St., N. Y. C.




TWO

TWO—The Undé Washer is scientifically designed for washing silks, underthings, etc., in fact anything small enough to be washed in a bathroom basin. Seven vacuum cups around central cavity prevent clothes from jamming and permit free flow of water. Ivory finished handle can be detached from the resilient washing unit for traveling purpose. Price \$1.00 order from Miss Brown, Lord & Taylor, Fifth Avenue & 38th St., N. Y. C.



THREE

THREE—Why not get a "Kitchen Kompact" for your pots' complexion? It consists of a holder, one pad of steel wool, and a rubber cup to keep holder when not in use. Price 25¢ prepaid from Scully Rubber Mfg. Co., Highlandtown Station, Baltimore, Md.



FOUR

FOUR—Excellent for cleaning upholstery and interiors of automobiles is the new "Friction Brush." To use simply pass brush firmly across material and all dirt will cling to vulcanite because of the fric-



FIVE

tion thus obtained. Small brush is also included for cleaning large brush when it has become quite clogged with dirt. \$3.50 from Abercrombie & Fitch, Madison Avenue & 45th St., N. Y. C.

FIVE—This rubber wall cleaner is used dry, then washed and dried for re-use. Cleans all wall surfaces and rubber will not rub off. Long handle is included for reaching ceilings, etc. Additional refills can be obtained. Price \$1.00 prepaid. E. A. Vandy, 14105 Merchandise Mart, Chicago, Ill.

SIX—The "Lux-mir" is the newest shaving and make-up mirror and costs one half the price of former models. Magnifying glass is nine inches in diameter and can be tilted to any desired angle. Made of untarnishable chromium plate and best quality ground glass. Price complete with nine-foot cord \$15.40 prepaid from Lewis & Conger, 6th Avenue & 45th St., N. Y. C.

SEVEN—The Meilink fire-proof chest is ideal for use in homes that do not contain safes. It will hold a large quantity of valuables and papers and weighs 36 pounds, while the inside dimensions are 9½ inches wide, 13 inches long and 5½ inches deep. All steel welded construction and as solidly insulated as a big safe. Equipped with a paracentric key spring bolt lock and attractively finished in crinkle baked enamel; \$10.00 express collect from Lewis & Conger, 45th St. & 6th Ave., N. Y. C.



SIX



SEVEN

Planting Roses this fall?

Continued from page 105

and likewise it is seldom practical to plant other things among your Roses. Proper pruning of the Hybrid Teas together with regular feeding will keep them blooming most of the season. The Polyantha Roses are valuable for maintaining some color over a long period and many of the newer varieties show great improvements in color, form, and blooming habits. Use them for edging, plant them in front of hybrid perpetuals to supply color when the H. P.'s are through or make center pieces of them.

The Hybrid Teas are justly popular and there are hundreds of varieties from which to choose. Plant quite close together as proper pruning keeps them compact—twelve to eighteen inches between plants is ample. Hybrid Perpetuals need more space, say two to two and a half feet. During recent years the H. P.'s have been rather neglected, but now there are signs of returning popularity. They have a rightful place and every Rose garden should have a fair selection.

Standard or "tree" Roses, when properly placed and cared for are a real addition to the rose garden. They must have intelligent pruning, however, if correct shape is to be maintained and need particular care in winter protection in the colder sections of the country. Study your plants carefully and you will soon learn the right way to do it. In the

little rose garden plan given on page 105 fourteen standards are used. This quantity might be reduced to a half dozen, leaving the two in the central beds and one each in the beds of Hybrid Teas.

A dozen Climbers cover the lattice and the arbor entrance. These should be chosen for quality of bloom, and freedom from disease; and then with feeding and correct pruning they will be a credit to the garden. The Rambler types need all old wood removed each year when their blooming season is past, while the Large-flowered Climbers need no pruning except to keep them within bounds and remove dead wood.

The plan given with this article (see page 105) is carefully made to scale, proportioned to occupy a space thirty by forty feet. For a smaller place, say twenty-five by thirty, approximately one half of the plan may be used with but slight modification and still maintain a balanced effect.

Now just one last thought, if you plant roses this fall, don't fail to cover them after the ground is frozen. They are not firmly established like material planted previously and frost will heave them from the ground resulting in their death. Hill the soil up around them eight inches or a foot and cover this with some hay or straw after hard cold sets in to keep them frozen.

For winter gardening

Continued from page 112

The framework is of long leaf yellow pine with planed surface. These are well spiked together. The timbers must all be exactly placed as the millwork is attached directly to them. The completed framing should be given two coats of white lead and linseed oil paint.

Coldframe sash measure 3 x 6 ft. and those employed here are each divided into three lights. An especially made frame four lights wide has been used here at the end; this is, however, not necessary in most cases and the new greenhouse may be either three, four or more widths of stock sash in length. The edges or "stiles" of the sash rest on 2 x 4 in. rafters, are permanently fixed with the joints bedded and filled with caulking compound (a puttylike substance which remains always soft). In addition the joints are stripped on the outside.

Above the coldframe sash, resting on the top edge or "rail," and hinged to a 2 x 6 in. ridge, are ordinary cellar sash, each of which measures 1 ft. 9 in. x 3 ft. The stiles of these sash are also stripped but the stripping so fixed that the windows may open.

Cellar sash of the same width and height are used for the side glazing. In this greenhouse, they were so placed that fixed glass at the corners allowed less wood construction there and, consequently, less shadow inside. One need not, however, be so particular and the sash of the sides may well line with those of the roof.

For the end glazing of the greenhouse, vertical pieces or "muntins" are fastened in the frame work. In


section these have the shape of a T into the angles of which the glass is fixed. It is suggested that the house be rather completely constructed except for the glazing of the ends, at which point the millman can be called in to advise and supply the proper millwork for them. Especially milled sash similar in construction to the coldframe type may in some instances be superior to the built in muntins.

Glass for the coldframe sash (and the ends) is fixed in place with zinc greenhouse glazing points and bedded with the best putty obtainable; the glass is laid somewhat similarly to shingles with about a quarter inch lap at each joint.

The sides of the greenhouse are of 1 x 6 in. tongued and grooved boards, laid over one thickness of insulation board and nailed to the 2 x 4 in. studs, to top and bottom sills of the frame. Clapboards may well be substituted for the board siding.

Benches for pots and seed beds line the four sides, level with the window sills and are supported on trestles built against the studding of the sides. They are three feet wide and six inches deep. The sides are of 1 x 6 in. cypress set on edge and the bottom of the same, spaced and drilled to drain the moisture.

For heating the hothouse a brooder stove for raising small chicks will give ample heat and requires but a bucket of fuel a day. The chimney, which may be carried out the end or through the roof as illustrated on page 112, and the spreading hood under which the chicks put up for the night act as radiators to spread an even warmth.



Howes Fireplace Equipment Colonial Patterns and New Designs

For sale by leading department,
hardware and specialty stores.

THE S. M. HOWES CO.

*Designers and Makers of Fireplace Equipment
Boston, Mass.*

QUALITY PEWTER

Pewter by Poole is made after an old English formula which forbids the use of lead. The weight of each piece is unstinted. Poole craftsmanship is famous both for authentic reproductions of antique masterpieces and for modern designing. Pewter by Poole mellows beautifully with age but does not tarnish—it is unaffected by liquid contents.

Insist upon Pewter by Poole. Identify it by the Poole hall-mark stamped upon each piece at the better Jewelers, Gift Shops and Department Stores.
Write for illustrated catalogue.

POOLE SILVER CO. TAUNTON, MASS.

**PEWTER
BY POOLE**

Flowers for the winter window garden

Continued from page 108

base layer with a few inches of soil. Should that soil be a rather heavy loam, place a little sand beneath each bulb to discourage basal rot.

Now place your bulbs, spacing them evenly, and fill in soil all around as well as over their tops. Do not fill the soil clear to the rim as then water is apt to run off rather than to seep in.

The same method of planting is applicable to all bulbs except that bulbs of different sizes should be spaced closer together or at varying depth. That depth, by the way, is not subject to great variation because of the space limitations of the pots or pans. The principal fact to bear in mind is that the bulbs make roots at the bottom, and the better the root system, the finer the flowers. Thus it is important that a good layer of soil be beneath the bulbs, and in the case of the large Hyacinth bulbs, part of the crown may even extend above the soil.

Hyacinths are among the comparatively few flowers readily grown in nothing but water. Special glasses having a narrow neck are filled with water that should just reach to and barely touch the bottom of the bulb which rests in the cup-like top of the glass. A few pieces of charcoal placed in the water will keep it sweet. Then place the glasses in a dark closet to encourage the development of the roots, and not until these nearly fill the space beneath the bulbs should they be brought to light. And don't forget to add to the water as it is absorbed by the bulb.

Both Paperwhite Narcissus and Chinese Sacred-lily or Joss Flower, do very well among the pebbles, which just serve the purpose of holding the bulbs in upright position and providing anchorage for the roots. Both belong to the Jonquil type or cluster-flowering Narcissus, are very easily grown, and flower readily. French Roman and Dutch Roman Hyacinths are likewise forced with equal ease.

Tulips may be planted at the rate of a dozen to an 8-inch pan, and if you want particularly showy pots, set your bulbs in double layer fashion. In other words, after you put down your first layer of six or eight bulbs, fill in with soil up to the tips of these bulbs and put your second layer on top of the spaces between the bottom layer of bulbs.

If you have never attempted the growing of Tulips indoors, start your experiments with the Early varieties, either Singles or Doubles. The Late

or May-flowering types (Breeder, Cottage, and Darwin) are more exacting in their requirements of heat, light, moisture, etc., and some experience is required to "force" them successfully. "Forcing" is the term applied to indoor culture and earlier bloom of bulbs or plants that under normal conditions would not bloom until spring opens the outdoor garden season.

Early Tulips generally have smaller bulbs than the late kinds, hence spacing the bulbs three quarters of an inch apart is sufficient. The later kinds should have at least one inch between the bulbs and even this suggestion is subject to variation. The bulbs of Cottage Tulips are, as a rule, smaller than those of the Breeders and Darwins, although Clara Butt among the Darwins, seldom runs larger than John Ruskin among the Cottage type. Some Breeder Tulips, like Velvet King or Bacchus, have immense bulbs, hence it will be up to the judgment of the indoor gardener to strike a happy balance in spacing.

And now to the Narcissus or Daffodils. Those most commonly planted for forcing are of the Trumpet type, so called because the crown resembles a trumpet. But that does not mean that the Barrii, Leedsii, Poetaz, and other types do not lend themselves to forcing. But they are less showy and for that reason seldom are considered for indoors.

Plant Daffodils as soon as bulbs are available and, for a succession, as late as they may be secured. But as they ought to have at least ten weeks outdoors for proper root action, there is little use in planting them after the middle of November. In the meantime, the spot into which the pans should be plunged, should be protected against freezing.

The ideal spot in which to place the pans is, of course, a coldframe. And Daffodils, having larger bulbs than Tulips, should be planted in so-called azalea pans, which are just a little deeper than ordinary bulb pans.

For best results insist upon so-called "double-nosed" bulbs. These always bear two flowers and occasionally three. The most suitable soil for Daffodils is a mixture of two thirds good garden loam and one third leaf mold. Daffodils are particular about drainage, and, for that reason, a few more pieces of broken pots should cover the bottom of the pans, or other containers, than



AN EXTRA servant

How would you like an extra servant who would efficiently perform the most unpleasant of all household tasks . . . for a few cents a week?

That's just what Sani-Flush will do for you. In place of scrubbing toilet bowls, sprinkle in a little of this antiseptic, cleansing powder, follow the directions on the can, flush, and the job is done. The bowl is spotless. All odors are eliminated, all germs killed. And Sani-Flush cannot injure plumbing.

Sold by grocery, drug and hardware stores, 25c; in Canada, 35c. The Hygienic Products Co., Canton, Ohio. (Another use for Sani-Flush — cleaning automobile radiators. See directions on can.)

Sani-Flush

CLEANS CLOSET BOWLS WITHOUT SCOURING

SAVO AIR MOISTENER

Saves Furniture, Planos, Paintings, Plants and Makes Air More Healthful. Fill with water, hang on back of any Radiator out of sight. Others for all types of Hot Air Registers and Pipeless Furnaces. Ideal for Homes, Offices, Schools, Hospitals, etc. Six sizes. Write for FREE Booklet.



SAVO MANUFACTURING COMPANY
1460 Merchandising Mart Dept. V-11 CHICAGO, ILL.

Modern Homes
a wonderful book of 219 choice designs of American and English Colonial homes, cosy bungalows, cottages, and other medium cost dwellings 8 by 11 inches, 600 floor plans

and photos with all dimensions and approximate cost to build, a real help to the homebuilder; used as a book of reference everywhere, it may save you hundreds of dollars in extras, postpaid, only \$3.

FREDERICK H. GOWING
Architect 101 Tremont St., Boston, Mass.

KEEP Wires OFF Floor
A neat job instantly. No damage to woodwork. No tools needed. Set of eight colored clips to match your cords, 10c.

JUSTRITE PUSH-CLIP 10c
If your store or hardware dealer cannot supply you, mail stamps to us.

JUSTRITE MFG. CO.
3072 Southport Ave., Chicago, Illinois



How to Bridge Those Few Degrees between COLD MISERY and HEAT COMFORT

ISN'T it those few degrees of temperature above the sixties, that cause you the most worry?

Worry about how to keep the thermometer pegged above the discomfort point, without making your pocket book shiver with apprehension.

But, we ask, why the worry when there is "Some Hither and Yon"?

You reply: What then, is this Hither and Yon something-or-other?


It's an unusual booklet on home heating. One that picks out the essentials and discards the frills.

Still it's interesting reading. Easily informative without being the least technical.

Has its say about automatic heat, that's so rapidly gaining a foothold.


Strange as it may seem, this booklet starts off with a tale about an old chest found in a still older garret. However, because of what was found in it, you can successfully bridge the worrysome gap between heating costs and heat comforts.

Send for a free copy of "Some Hither and Yon." No obligation of course.



Burnham Boilers
CORPORATION
IRVINGTON, N. Y.

Representatives in all principal cities in the United States and Canada.



Get the roots thoroughly developed in the pot before attempting to force the top growth into flower. Keep them quite cool to do this



A New Combination

STORM WINDOWS and SCREENS OF METAL

Prepare for winter and summer at the same time with Higgin Storm Sash and Screens. Metal frame storm windows will assure your comfort during the winter months and save on fuel. In the spring you will have Higgin All-Metal Screens to take their place and continue your comfort throughout the summer. When your windows are prepared for one they are prepared for the other.

If you have Higgin Screens in your windows, the new storm sash can usually be furnished without extra fitting. Call our nearest Sales Representative or write us direct for literature.

THE HIGGIN MANUFACTURING CO.
General Office and Factory, Newport, Ky.
Branch factories, Toronto, Ont., Kansas City, Mo.
Representatives in principal cities



THE HIGGIN MFG. CO.
523 Washington Ave., Newport, Ky.
I am interested in the Higgin Storm Window and Screen Combination. Please send literature

Name _____
Street _____
City _____ State _____

Individual Holiday Greeting Cards

Why not let your greetings reflect the personality of your home with an artistically executed etching of your residence or some feature such as fireplace, front entrance or garden pool, etc. Prices reasonable. Send for sample. You will be pleased.

Address: B. ARDEN
5123 No. Lake Drive Milwaukee, Wis.

Echo Bridge Curtains

NU-TONE Marquisette

Ask and you will receive . . .

a generous sample of this Nu-Tone French marquisette, No. M176.

It is cobweb sheer, lustrous as sunshine on dancing waters . . . hangs in even, graceful folds . . . and launders like a linen handkerchief.

You'll like it for your own rooms. For it is a lovely neutral tone that will harmonize with any furnishings. You can take the sample and then match it in your local stores in the curtain styles and lengths you want.

Just send your name and address, and we'll send you the sample by return mail with folder illustrating eight of the newest styles of Echo Bridge Curtains.

MARTIN MANUFACTURING CO.
Established 1897
Boston, Mass. West Newton P. O.
Makers of the famous Echo Bridge Curtains

Flowers for the winter window garden

you would use with Hyacinths or Tulips. Otherwise the actual planting of Daffodils is essentially the same as described previously.

As each lot of bulbs, regardless of class, is potted, they should be taken into an accessible part of the garden and buried. Any frame or even a level spot in the garden will do just as well as the coldframe. Dig holes for the pots and plunge them in, covering pot and all with about three or four inches of soil. Handled in this fashion, no watering except that done immediately after planting, will be necessary. As the weather becomes more severe, cover the spot with old burlap bags, leaves, peat moss, or any other material that will prevent hard freezing.

Bulbs planted October 15th to November 1st may be brought into the house about the first of January. Place the pots on the cellar floor for a week or so, water with care and, when the yellow sprouts on the crown of the bulbs show action and turn green, bring the pans into the living room. Place near a sunny window and keep them reasonably cool, 60°F. being about the correct night temperature of the average living room.

Among other easily forced Dutch bulbs, Crocus and Muscari or Grape Hyacinths are the best known. The dainty Candystick Tulip (*T. chisiana*) is particularly charming. But before wandering too far afield, get some experience with the old regular stand-bys—Hyacinths, Tulips, and Daffodils. Get the best bulbs money can buy and here are some of the choicest varieties especially suitable for forcing. I want to be emphatic on that score—not all varieties of Tulips, Daffodils, or any other class force uniformly easily. In the following list I have confined my recommendations to those responding readily to amateur endeavors.

HYACINTHS

- Queen of the Pinks
- Garibaldi—crimson-red
- Queen of the Whites
- King of the Blues
- Queen of the Violets
- City of Haarlem—yellow
- Dutch and French Roman Hyacinths

TULIPS

SINGLE EARLY TULIPS

- White Hawk
- Princes Juliana—pink
- Flamingo—carmine-rose
- Vermillon Brillant

- De Wet—yellow flushed orange
- Yellow Prince
- Cerise Gris-de-lin—carmine-violet
- Keizerskroon—crimson with yellow edge
- Hobbema—old rose
- McKinley—cerise-red

DOUBLE EARLY TULIPS

- Peach Blossom
- Le Matador—purple
- Tournesol Red—edged yellow
- El Toreador—orange-scarlet
- Golden King
- Electra—violet

MAY-FLOWERING TULIPS

Breeders

- Bronze Queen
- Vulcain—reddish apricot
- Louis XIV—purple with golden margins
- Lucifer—dark orange
- Prince of Orange
- Bacchus—plum violet
- Salomon—lilac
- Pink Pearl

Cottage Tulips

- Carrara—white
- Pride of Inglescombe—white and rose
- Jupiter—crimson-rose
- Scarlet Emperor
- Grenadier—orange
- Mrs. Moon—golden yellow
- John Ruskin—salmon-rose edged yellow
- Sirene—pink lily-flowered

Darwins

- City of Haarlem—scarlet
- Isis—crimson-scarlet
- Matchless—violet-rose
- Princess Mary—lilac-red
- Princess Elizabeth—pink
- La Tulipe Noire—maroon-black
- Jubilee—blue-purple
- Valentine—soft heliotrope
- Duchess of Hohenburg—slaty lilac-mauve
- Suzon—buff rose, paler margin

TRUMPET NARCISSUS

- King Alfred—golden yellow
- Emperor—yellow with primrose perianth
- Madame de Graaff—primrose with white perianth
- Glory of Sassenheim—yellow, with white perianth
- Spring Glory—golden yellow with white perianth, extra early, fragrant
- Victoria—yellow and white—extra early forcer

CROCUS

All named varieties force equally well.

Setting the garden in order

Continued from page 110

be benefited by this autumn pruning. In the case of the Delphiniums the black leaf-spot disease winters on the dead leaves about the crown. The bacteria in these spots are scattered to the new leaves in spring. The Hollyhock rust causes the small brown pustules on the leaves and stems. It has no way of living except on this plant. This disease is a good example of one that can be controlled by dusting the plant several times in spring and summer.

Have you seen the black spot disease of Roses? This causes the leaves to turn yellow and fall from the plant. It is most serious on the

Hybrid Tea and Hybrid Perpetual groups. Perhaps gardeners have not considered the danger possibilities of those leaves which carry the disease with them to the ground. Raking and burning these leaves will eliminate the big source of spores.

The Tulip beds should not be neglected in autumn. Rake off all the old leaves and the dead flower stalks. These parts may be carrying the fire disease!

Aster wilt is carried in seed coming from diseased plants, so if you do bother about saving seed be certain that it is gathered from the healthy plants.

NO WALL TANK

QUIET

LOW IN COST



T/N is what you've been waiting for! A modern—quiet—beautifully designed toilet at a moderate price. Makes the whole bathroom look up-to-date.

Ugly wall tank is gone forever! T/N's one-piece, streamline design fits any odd corner under stairs or windows. Flushing is unusually quiet. Non-overflowing. Finest twice-fired vitreous china in white or a wide range of colors. Installs quickly—easily. And the cost? Ask your plumber, or mail the coupon . . . you have a pleasant surprise coming to you!



ONE-PIECE WATER CLOSET

W. A. CASE & SON MANUFACTURING COMPANY
Dept. 2111, 220 Delaware Ave., Buffalo, N.Y.
Founded 1853

Please send me free descriptive literature on the T/N one-piece Water Closet.

I am interested in REMODELING NEW HOME

Name _____

Address _____

Plumber's Name _____

In and About the Garden

[*Richard Barron*]

IS THERE such a thing as a thoroughly satisfactory permanent (or practically so) practical label for everyday use? Proper labeling is indeed one of the pests of garden operations. Somebody brings to your attention a device full of ingenious mechanism, and presto! you say here is the solution at last. You try it, and it does not work any better than any one of a dozen or more that you have tried out previously. After beating about the bush for a few seasons you go back to the old standard staple painted wooden label. And then the next year you have to re-do it or it is rotted or the writing has become illegible. Correct labeling is a trying chore.

How have you, my friends, met this label problem? Have you conquered it? What about the new inventions? Which are really satisfactory? I should like to know from you who have tried out some of the modern-day devices just what your feelings are.

A NEW CULTIVATING IDEA

The remarks made in the July issue about the opportunities of easing up on the hard labor of gardening leads Mr. Thomas H. Everett, one of our most progressive professional gardeners, to call attention to a new cultivating mechanism. He says:

You made mention recently of the possibilities which lay ahead for the development of new tools and machines for use in the garden. I believe that the rototiller represents one of the most important steps forward in this direction and so tell you my own practical experiences with this machine.

From time immemorial the only two practical methods of cultivating the soil in readiness for crops have been by the plow or by such hand tools as the spade, fork, and hoe. Various improvements in the designs of these tools have been made, from the crude wooden instrument of Biblical times to the modern tractor gang-plow, but nothing new in principle, until the rototiller.

Rotary-tillage has been practised in Europe for the past fifteen years but only recently does it seem to have excited interest in this country. The rototiller is a power cultivator of revolutionary character, invented in Switzerland by a M. Meyenberg. To-day there are available several makes manufactured in Switzerland, France, and Germany, and their record under actual working conditions over a long period leaves no room for doubt as to their practicality. The essential characteristic of the rototiller rests in the fact that the power of the motor is transmitted to a shaft arranged at right angles to the direction of travel, to this shaft are attached the working tools consisting of curved tines of flexible steel mounted on powerful coiled springs. As the shaft rotates at about 220 revolutions per minute these tines attack the soil along its line of least resistance, thoroughly pulverizing the whole body of soil to any required depth up to ten inches and leaving it in a perfect condition

for seed sowing or planting. Manure, lime, green crops, or sod are all churned up and thoroughly incorporated to the full depth of the cultivation. The hood or "miller box" which covers the revolving tools is adjustable and serves to level off the soil as it is thrown upwards as well as to protect the operator from flying dirt and stones. From the engineering viewpoint the most important advantage of the rototiller is that the rotary power of the engine is exploited in its natural form without loss by being first converted into a translatory pull designed to haul a rigid tool through the soil. The rotary action of the working tools is a powerful aid in propelling the machine forward and supplements the tractive power of the driving wheels.

My own experience with a rototiller goes back to early 1923 when a 10-horsepower Swiss machine was in use in the gardens of a large institution in the Cheshire district of England. The vegetable garden attached to this institution comprises more than fifteen acres of

real heavy clay in a locality notorious for heavy rainfall and lack of sunshine, thus making it imperative that every means be employed to get the land into suitable planting condition with the least possible delay when suitable opportunity occurs. This Simar machine did all and more than was claimed on its behalf, bringing the ground into perfect condition quickly, cheaply, and without the necessity for treading over the portion already prepared. This ten-horsepower machine takes a strip 36 inches wide and can cultivate normally to depths of from two to ten inches, this latter depth being exceeded on light soils. From 3 to 5 acres per day (according to depth) is accomplished. On occasion the machine has been used to perform "double-digging" or sub-soiling, the procedure being to run the machine along a strip of ground, loosening it to full depth, then to have a gang of laborers shovel over the loosened soil, following this by machining the bottom of the trench, prior to the next strip of loosened top-soil being thrown on top thereof.

Last year I again visited England and saw the identical machine still in use, doing as good work as ever. Over the period of intervening years the soil through repeated rototillage has been brought into a remarkably fine state of cultivation and the produce from that garden is exhibited with noteworthy success at all the largest shows held in Great Britain.

Upon my return from Europe I made arrangements to purchase a 5-horsepower Simar machine for use on the H. E. Manville estate in Westchester County, N. Y., where it has been in use since last fall, and

has given every satisfaction. The soil is very stony; but only large boulders need cause any apprehension.

One user of a German-made machine reported in a trade paper that he prepared two acres of land in one day at a cost of about \$1.80 for gas and oil. There are no footprints behind the rototiller as the operator walks to one side of the machine. We can cultivate the soil in one twentieth of the time required with manual labor.

At the great New York flower show of this year rototillers were exhibited and I have no doubt that they are destined to become popular here as in many of the countries of Europe. I learn that a smaller 3-h.p. model is now being manufactured especially for use in small gardens and between crops.

I feel certain that the rototiller, a very practical machine, marks a great step forward in the science of soil tillage. (Continued on page 139)



Direct application of power to pulverize and mix the soil for crop preparation is made in rototilling. The worked area is "offset" so the operator does not tread on it

Planting Time for BULBS



We suggest an assortment of unnamed tulips especially selected because of choice colors and sturdy growing habits for cutting. 100 for \$4. 250 for \$9.50

DON'T think that it is too late. The time is just right. Late planting has the advantage that the blooms coming later in the spring, are absolutely insured against frosts.

We have a complete assortment, of all bulbs, especially tulips. Also many of those choice low growing dwarfish kinds that push their colorful noses through the ground on the very heels of snow. Just the thing for rock gardens, edging along borders, or in some nook spot you care a lot about.

Never were our bulbs finer and prices so low. Ask for it and our catalog will be sent promptly, so you may convince yourself and order at once.



Reg. U. S. Pat. Off.

Wayside Gardens

MENTOR, OHIO



A rainbow of beauty in late-flowering Tulips

Dreer's Rainbow Collection of tall, late-flowering Tulips is made up specially for planting in hardy borders or in quantity for cut flowers. It includes:

Pink and Rose shades. Lavender and Purple shades. Scarlet and Crimson shades. Bronze shades. Yellow and Orange shades.

Any of the above, 70c per doz., postpaid; \$4.75 per 100, postpaid.

Special Combination Offers	Postpaid
6 each of the above—30 bulbs	\$ 1.50
12 each of the above—60 bulbs	2.75
25 each of the above—125 bulbs	5.25
50 each of the above—250 bulbs	10.00

Dreer's Autumn Catalogue

offers a great assortment of Bulbs of all kinds for fall planting, as well as seeds and plants of Hardy Perennials. Also Roses specially prepared for autumn planting.

For a free copy mention this publication and be sure to address Dept. D

DREER'S

1306 SPRING GARDEN ST.
PHILADELPHIA, PA.

GILLETT'S

for Hardy Ferns

Since 1878 our slogan has been "Ferns for All Home Grounds." Ferns impart a distinctly homelike atmosphere and they make themselves at home most anywhere. Try these:

For Dry, Shady Spots

35 fine clumps in four distinct varieties, all properly labeled. **Collection No. 2—\$5.00.**

For Moist, Shady Spots

45 splendid plants, 5 each of 9 distinctly beautiful kinds, all properly labeled. **Collection No. 3—\$6.00.**

Page 8 of our free catalog offers other collections for other situations. Please ask for it.

Azaleas "De Luxe"

We offer six worth-while native varieties. But among them all, one stands out like a beacon—

Azalea calendulacea

(The Flame Azalea)

My stock of these is extra choice and I can supply shapely, nursery-grown specimen plants up to 4 feet high. Special quantity prices on different sizes gladly quoted.

Use Leaf Mold Freely

Both Ferns and Azaleas, or for that matter, all plants, are greatly benefited by the liberal use of this great plant food. Single bags (about 100 lbs.) \$1.25; 3 bags \$3.50; 5 bags \$5.50; ton lots \$20.00 all f. o. b. northern New England. Prices on larger quantities on request.

Interesting catalog and complete list of hardy native Orchids gladly mailed.

Gillett's Fern & Flower Farm
3 Main Street Southwick, Mass.



Autumn Planting Rose growers—expert and amateur—agree that autumn is an ideal time to plant Roses. In our great assortment you will find New Roses and Rare Roses difficult to obtain elsewhere, Roses that will give the greatest satisfaction to the master and mistress of the garden. In this group are named a few of the newer varieties:

President Herbert Hoover
Mevrouw G. A. Van Rossem
Aphrodite
Helen Fox
Golden Gleam
Mrs. Beatty
Herman Lindecke
Lady Forteviot
Souvenir Alexander Bernaix
Marguerite Chambard

In addition to these newer varieties we have a large collection of Old-fashioned Roses that have not been available in commerce for many years.

All our rose plants are field-grown, low-budded, well matured and ready to burst into abundant bloom in your garden when spring's warm days coax nature into growth.

Roses by Bobbink & Atkins

Our catalog describes and prices nearly a thousand Roses. Their merits and demerits are clearly stated. All are classified and arranged to make selection easy. A copy of the new edition will be mailed on request to those who intend to plant Roses.

BOBBINK & ATKINS, Rutherford, New Jersey

Lily Tulips

To the tulip lover no other tulip variety surpasses the exquisite grace and beauty of the Lily tulips. Scattered in groups of 10 or 12 through the hardy border or silhouetted against shrubbery or the darker evergreens, their long, vase-like cups with sharply reflexed petals borne on tall, stately stems give an aristocratic air to the most prosaic of landscapes.

Here are four charming varieties:

	dos.	100
ELLEN WILMOTT Soft Pale yellow	\$.85	\$8.00
MRS. MOON—Beautiful clear golden yellow	1.00	7.50
NECTAR Glistening satiny red	1.25	8.00
SIRENE Warm, deep pink	.90	6.50
	\$4.00	\$28.00

Collection Prices

12 each of the 4 Lily Tulips as above (48 bulbs)	\$3.50
25 each of the 4 Lily Tulips as above (100 bulbs)	\$6.50
100 each of the 4 Lily Tulips as above (400 bulbs)	\$25.00

Sundew

A Magnificent Fringed Tulip,
First of its Kind

A gorgeous cup of glowing crimson beautifully fringed on outer edges uplifted on tall, stately stems presenting a charming and novel appearance either in bed or vase. Specially priced.

\$2.00 a dozen 25 for \$3.50
\$12.00 per 100

Schling's Bulbs

Max Schling Seedsmen, Inc.
Madison Ave. at 58th Street
New York City



Many Days of Joy



will be provided by a Tulip border as shown here, at comparatively small expense. Planting top-size bulbs—the only kind we grow and import—will assure you top-notch flowers.

We have on hand a fine collection of popular as well as scarcer varieties among Breeder, Cottage and Darwin Tulips, all bound to bloom true to name. Every bulb is guaranteed and we invite your orders on the basis of many years of faithful service to readers of this publication.

Catalog giving full planting directions free on request.

ZANDBERGEN BROS. "Tulipdom"
3 Mill River Road, Oyster Bay, Long Island, N. Y.
Nurseries at Valkenberg, near Leiden, Holland
and at Babylon, Long Island, N. Y.



Our New Dawn Rose is first plant patented

Flower lovers everywhere will want this Rose which is so unusually beautiful that the Government permits control of its propagation, granting it U. S. Patent No. 1, under the new Patent Law. It is a lovely new everblooming sport of the famous climbing rose, Dr. W. Van Fleet, and blooms continuously throughout summer and fall. Strong two-year-old plants for fall planting, now \$2 each.

The Dreer Dozen Roses, a perfectly balanced collection of roses which do well in all sections of the country, and specially prepared for fall planting, \$11 per doz., \$80 per 100.

Dreer's Autumn Catalogue offers the Bulbs and Plants which should be put into the ground in the fall.

For a free copy mention this publication and be sure to address Dept. D.

DREER'S

1306 SPRING GARDEN ST.
PHILADELPHIA, PA.



Native Plants and Shrubs

From the slopes of the Blue Ridge Mountains you can now obtain nursery-grown Rhododendrons, Kalmias, Mountain Andromeda, the dainty Leucothoe, Sand Myrtle, Rose Acacia, and many other native shrubs, lilies, orchids, and perennials. To those who are interested in native plants I shall be glad to send my latest catalog, which includes shrubs, vines, broad-leaved evergreens, aquatic plants and lilies.

E. C. ROBBINS

Gardens of the Blue Ridge
P. O. Box 7 Ashford, North Carolina

Garden reminders

South

Miscellaneous—Wintergrass may still be planted over the Bermuda lawn, if it has not been done already. Rye is good for this, and should be covered with manure and river sand, and rolled. . . . If you do not care for the vivid green of Rye, try sowing White Clover or the small yellow Burr Clover over the lawn. These legumes will enrich the soil, causing the Bermuda to flourish next summer. . . . Clean up and burn diseased fruit and leaves, as in the previous months. . . . Don't forget to save fallen leaves for the muck-heap. . . . This is the best month to put out ant poison, in cans or bottles, as the ants will take it home to winter quarters, and thus kill off queens and young. . . . Transplant any dormant fruit trees or shrubs, Roses and other plants; but if they are still green and growing do not move them. Ground may be made ready for them now, however, plowing deep. . . . Start hedges with cuttings.

The Flower Garden—Sow Sweet-peas for spring bloom—the late-flowering varieties. Stake those already planted with chicken fencing or with brush from the pruning of shrubbery, drawing the soil up to their roots. . . . Cut back the Chrysanthemums that have bloomed, leaving them where they are until next spring. . . . Dig Gladiolus bulbs if you wish to move them; otherwise they, Montbretias and Tuberoses, may remain in the ground. . . . If Montbretias are left in the ground, mulch them heavily with cow manure. . . . Plant Narcissus, Jonquils, Grape Hyacinths, Freesias, Snowflakes, Easter Lilies, Callas, and other winter and spring-blooming bulbs, both indoors and out. . . . Use no manure near these bulbs, but bone meal may be worked into the soil beneath them before they are planted. Practically all bulbs are happier if given a sandy bed to rest in. . . . Annuals, biennials, and perennials may be sown now—the tenderer sorts in hotbeds or boxes under glass, the hardy ones out in the open. Sweet Alyssum, Erysimum, Wallflower, Candytuft, Snapdragon, Larkspur, Phlox, Dianthus, Stock, Marigold, Calendula, Anchusa, Penstemon, Lobelia, Forget-me-not, Petunia, Pansy, Gypsophila, Linum, Coreopsis, Campanula, Hollyhock, Scabiosa, Daisies, Columbine, and Zinnias are among the sorts that can be sown now. Any of these that were sown last month may now be transplanted, or at any rate, thinned out.

The Vegetable Garden—All the winter vegetables may be planted now. In the Far South, this is a long list, including Spinach, Lettuce, Radishes, Endive, Cauliflower, Cabbage, Broccoli, Brussels-sprouts, Kale Collards, Kohlrabi, Swiss Chard, Beets, Carrots, Salsify, Parsnips, Leeks, Corn Salad, Parsley, Roquette, Chervil, Black-eyed and Marrowfat Peas, and English Windsor Beans. . . . Prepare hotbeds for Cucumbers. . . . Set out Burr Artichokes, Onions, Shallots, and Chives if this has not been done already.

North

The Flower Garden—Take up tender bulbs and tubers, shaking the soil from them and storing for the winter. . . . Plant the last of the spring bulbs at once. . . . Give Peonies a heavy dressing of rotted manure. . . . Straw up Roses and continue to mulch the plants. . . . Mulch bulb beds as soon as the ground freezes. . . . November 10 is the last call for Sweet-peas for spring bloom. . . . Lift herbaceous plants that might die if left exposed placing them in the coldframe.

The Vegetable Garden—Store root vegetables for the winter. . . . Lift Parsnips and Salsify. . . . Cast seed of Corn salad, Kale, and Spinach over patches of the garden for early spring use. . . . September-sown Cabbage and Cauliflower should go into the coldframe immediately. . . . Trench Cabbage that is headed up, putting plants in upside down. Cover with straw, leaves, or burlap. . . . Give Asparagus a winter dressing. . . . Store tomato and bean poles.

Miscellaneous—Start some bulbs for forcing indoors. Pot Narcissus about the first of the month, placing pots in the ground. After soaking earth cover pots about six inches deep. About December 5 begin to expose pots gradually to the light, indoors. You should have flowers for the Christmas dinner table. . . . Lawns should be given a good top dressing. . . . Bring the garden furniture indoors. . . . Place windbreaks in front of Rhododendron beds. . . . Don't water Rubber plants and Cacti too freely. . . . Spray Apple trees for San José scale. . . . Prune Grapes. . . . Mulch Blackberries, cutting away dead wood. . . . Mulch Strawberries when ground freezes. . . . Apple and Pear trees still may be set out if weather is mild. . . . Mounds of dirt should be placed around young trees. Small trees should be staked. . . . Take Begonia cuttings. . . . Apply plant foods (i.e. prepared chemical fertilizer) to house plants.

The West Coast

Continue planting bulbs, also Japanese and Siberian Iris. Sow seeds already mentioned, in frostless regions. . . . Transplant deciduous and evergreen trees and shrubs, also Rhododendrons, Magnolias, and Camellias. . . . Label spent Dahlias, Cannas, Gladiolus, and Tuberosus Begonias, take up and store in cellars. Cut down Chrysanthemums, label, and leave until spring. . . . Crêpe myrtle may be planted in the south and in protected regions. . . . Divide and replant Primroses, Montbretias, Lobelia cardinalis, Gazanias, Phlox, Doronicums, and Delphiniums. Plant dwarf Gladiolus for spring blooming. . . . Sow Forget-me-nots, and Canterburybells. Also sow Sweet-peas (Spencer varieties) to bloom in the spring, both along the coast and in the interior. . . . Spray the Winterberry bushes to ward off birds. . . . Sow or divide Francoa ramosa.

Plants for patios

Continued from page 107

growth need ample food, and this is particularly true of *Alamanda*—a tender vine for only the far South. For a large vine of much luxuriance, there is that Mexican the early Dons called *Copa de oro*, cup of gold, with great yellow trumpet cups of astonishing size through late winter and spring. In warm climates *Heliotrope* climbs to the low eaves.

Lavender, Acacias, and Oleanders brought fragrance to patios of other days, and may bring them to our own as well. Mimosas and Roses were both trained as standards, reaching sometimes ten feet in height. Pomegranate with its flaming note of vivid color, and the beautiful *Camellia* that blooms nearly all winter in the South round out the list of larger plants.

The patios of the Moors consisted most often of water, raised walks, and parterres for plants. Ours have many times been influenced to less formal design by the Mexican and Spanish Colonial, a new land that used the adobe, unfinished saplings, and other material at hand.

When the parterres were not filled with green alone, the Moors remembered their Persian Roses, and often glorified an entire patio with these alone. The fine hybrids we have today give us splendid ones for any climate: climbers, standards, and bush. In choosing Roses remember that the same variety does not do equally well in all climates.

Azaleas and Lilies were two other plants much used in similar manner, and may be employed to even greater delight to-day with the splendid new offerings we have. The Kurume Azaleas offer us much in fine shades. Far Northern gardens may substitute *Rhododendrons*. Bear in mind that these plants need an acid peaty soil.

Gardens of Lilies alone can be planted, but we have learned that the average Lily does better among other plants—covered feet but head in the sun. This interplanting makes it possible to give the tall stems suffi-

ent support without the unsightly and stiffening stakes. The long tubular-belled *Heaths* from South Africa such as *Erica* are just right for this support and ground cover, reaching their finest bloom in winter.

We may also use our more usual combination of white Lilies and blue *Delphinium*, for *Delphinium* is one of the three perennials that the Spaniards found best withstood the heat of their gardens, the other two being *Hollyhocks* and *Peonies*.

Spanish gardens also thought much of *Irises*, *Poppies*, and *Cyclamen*. Choose here those *Irises* bred for warmer climates if your garden is a warm one. *Zinnias*, *Petunias*, and *Marigolds* are the annuals most used. The evening hours being so important in warm land gardens, often all the patio was turned into a white night garden of fragrance against the shadowy darkness of the evergreens—*Tuberose*, *Gardenias*, white *Stocks*, *Roses*, and *Lilies*. In gardens cool enough for their happiness, *Tulips*, *Narcissi*, *Anemones*, and *Violets* mingled.

Even with all these blooms, flowers were ever of secondary importance. Foliage and form came first always. Flowers, except in large parterres, more often took their place in pots, being changed from time to time as we change our chintzes. These glazed pots of gay colors are decorative in themselves, and when several sets of varying colors are kept on hand, they do much toward a freshening tone of variety in the small garden—one all in pink *Petunias* in yellow pots may blossom forth another day in blue-potted orange *Marigolds*. White *Stocks* in black pots are striking, and may be changed quickly if one wearies of them. The patio garden being so small and so intimate particularly needs some tone to break monotony. These pots look well along walls and parapets, step edges, fountain copings, and even sometimes to mark the paths.

In and about the garden

Continued from page 136

WHEN YOU DIG THE DAHLIAS

THE perennial question "how to keep the Dahlias over winter" is again in season. There is no one method that will surely work for all amateur growers, but the fundamental principle is simply stated: warm enough to avoid frost, yet cold enough to suspend growth; dry enough to prevent rot and moist enough to avoid shriveling.

And here is the experience of one victor over conditions that he passes on for the general good:

"For the last fourteen years I have been raising some good Dahlias and for a number of years had considerable difficulty in keeping them over the winter. Four years ago I first tried storing them in peat moss. I grow about one hundred plants and have lost not more than three clumps in any season since I adopted the following plan:

"My cellar is cement-floored and contains a coal room through which no hot-water or hot-air pipes pass.

In one corner of this room I use a space about 4 x 10 ft. and begin by spreading a loose layer of peat moss about 1½ inches thick on the cement. I then set on the peat moss, as closely as possible, the clumps of *Dahlia* tubers. After the space is filled I then cover the tubers and short stalks with a layer of peat moss until they are entirely covered, then set another row of tubers on top of this and again cover with peat moss as before. After all tubers are thoroughly covered with peat moss I wet thoroughly by sprinkling *Semesan-Bell* solution, to keep off sow bugs and other pests.

"From time to time during the winter I run my hand down into the mass to see how far down it has dried out. I have found that giving the entire mass a good sprinkling with water some time in January and again late in February keeps the tubers in almost perfect condition until I am ready to cut up and plant."
—Geo. L. Blackford.

Daffodils
Plant Now!



Plant Daffodil Bulbs In Your Garden Now

Few, if any, of the Spring Flowering Bulbs have the exquisite variety of form that the Daffodil has. Large, bold trumpet varieties, delicate white petaled varieties, pale primrose varieties with deep orange cups.

Daffodils in their many forms are most desirable to grow in your garden for their effect, as well as for cutting to decorate the home. Plant in the garden, in the shade of your foundation plantings or shrubbery border.

Daffodil Bulbs in Mixture

To encourage wider use, we are offering a Mixture taken from named Giant and Medium Trumpet varieties grown at our "Mile-Front Daffodil Farm" on Long Island.

50 Bulbs \$3.50, 100 Bulbs \$7.00, 1,000 Bulbs \$60.00

Our Fall Bulb Catalog features the finest Tulips, Daffodils, Hyacinths, Crocus, Lilies and other Miscellaneous Bulbs for Autumn Planting. Sent on request.

Stump & Walter Co.

Branch Stores:
White Plains, N.Y.
Stamford, Conn.

30-32 Barclay Street
NEW YORK

Branch Stores:
Newark, N. J.
Englewood, N. J.
Hempstead, L. I.

You can grow flowers like these from

Sutton's Seeds

ENGLAND'S BEST

The floral border illustrated is an example of thousands of similar floral effects in English gardens grown from Sutton's Seeds. Perennials and Annuals, planted for a definite succession of bloom, make such borders bright with color all summer long.

Sutton's Seeds are internationally famous for their superior quality. Flower lovers throughout England and the Continent, as well as in Asia, Africa, Australia and America, depend on them for their finest displays.

Next spring and summer there will be many who will plant Sutton's Seeds for the first time. They will experience a new thrill and a new enthusiasm for flowers. They will enjoy their old favorites at their best, together with many new sorts that will add a fresh zest to their favorite recreation. Sutton's Seeds are sure to germinate and produce strong, healthy plants and perfect flowers.



Sutton's Amateur's Guide in Horticulture and General Garden Seed Catalogue

Sent postpaid for 35 cents. This 200-page, illustrated book is a mine of horticultural knowledge, including particulars of the vegetables recently shown by us at the Atlantic City Pageant. As a special inducement we will send Mr. Leonard Sutton's new book, "Annuals" and the Sutton Guide—both for \$1. Please send International Money Order.

SUTTON & SONS, LTD.,


DEPT. A, READING, ENGLAND

10 EVERGREENS for \$1.10

WE SHIP DURING OCTOBER & NOVEMBER

Three to five-year-old trees, 12 to 18 inches high

4 Sika Spruce, 2 Norway Spruce, 2 Chinese Arbor-vitae, 2 Bristle Oregano



Field-Grown Stock, 250 Acres

10 EVERGREENS \$1.85

2 Norway Spruce, 2 Arbor-vitae, 2 Scotch Pine, 2 Sika Spruce, 2 Bristle Oregano. Trees are 1 to 2 feet high.

FREE—Any \$1.10 selection from this ad FREE with each order \$5.50 or over. Order direct from this ad.

COLORADO BLUE SPRUCE
8 years old, two trees, \$1.10
8-9-year-old trees, three times transplanted, extra bushy and nicely shaped, each \$1.10

JAPANESE BARBERRY, 10 to 15 inches, \$5 per 100
—12 to 24 in., \$10 per 100

CALIFORNIA PRIVET HEDGE, 12 to 15 in., \$3.00 per 100

RHODODENDRONS
(Maximum Rosebay), Pinkish white flowers, (Catawissa) flower reddish purple, (Carolinianum), dark pink. Three plants, 1-1 1/2 ft. high \$1.10

HARDY AZALEA (Nudiflora)—A handsome early free-flowering, deep pink species; very profuse and showy. A beautiful variety. Very hardy, blooming age. Each \$1.10

FIELD-GROWN STOCK 10c each
2 years old, Blooming Age

Delphiniums, Dark Blue and Light Blue; Columbines, all colors; Oriental Poppies, flowers 8 inches across, different colors; Double Hollyhocks, beautiful colors; Shasta Daisies, Yellow Daisies; Hardy Carnations, 6 colors; Painted Daisies, Galliardias, Sweet Williams; Foxgloves, different colors. Orders Must Amount to \$1.10 or more.

BARGAIN PRICE LIST FREE on Rock Garden Plants, Rock Garden Evergreens and Shrubs.

The FISCHER NURSERIES
Evergreen Dept. 48 EASTON, Pa.
Add 25c for packing and Postage

Japanese Flowering Cherries, Flowering Crabs and Magnolias

For Fall planting we offer these trees in seventy superior varieties ranging in size from two to twelve feet and in price from two to fifty dollars.

Catalog sent upon request

A. E. WOHLERT
924 Montgomery Ave.
Penn Valley, Narberth, Pa.



BUIST'S BULBS BLOOM

Tulips, Hyacinths, Narcissus, Crocus, Etc.

For beautiful flowers in your home this winter or in your garden next spring—plant Buist's Bulbs.

New free catalog now ready

ROBERT BUIST COMPANY
6 So. Front St., Phila., Pa.

DON'T BURN YOUR LEAVES

Dry leaves mixed with ADCO turn into rich artificial manure. So do stalks, vines and cuttings from the garden, straw and cornstalks from the farm, without animals. You owe it to yourself to know about this method. Particulars free.

ADCO

1738 Ludlow Street Philadelphia, Pa.



STAR ROSES FOR FALL PLANTING

Insure your own success by planting Star Roses. Every Star Rose must bloom, or you get your money back. Our new "Fall Guide to Good Roses" describes the 200 best roses for America, including Europe's 1931 prize winning novelties! The Guide is FREE. Ask for it today. Conard-Pyle Co., West Grove 123, Pa.

GUARANTEED TO BLOOM

INDEX TO ADVERTISERS

November, 1931

Building Materials	House Furnishings (Cont.)
Bathroom Fixtures & Plumbing Supplies PAGE	Kitchen & Laundry Equipment PAGE
The American Brass Co.111	Frigidaire Corp.121
A. M. Byers Co.115	Inland Mfg. Co.118
W. A. Case & Son Mfg. Co.135	
Crane Co.118	Silverware
Fireplaces & Accessories	Poole Silver Co.133
The S. M. Howes Co.133	Wall Paper & Wall Coverings
Heating Plants & Accessories	The Wallpaper Association123
Burnham Boiler Corp.134	
Penn Heat Control Co.76	Miscellaneous
House Building Materials	B. Arden135
Samuel Cabot, Inc.116	Bird Haven140
The Cromar Co.78	Home Gadgets120
The Insulite Co.113	Justrite Mfg. Co.134
	Robert W. Kellogg120
Paints & Varnishes	Daniel Low & Co.124
Aluminum Co. of America131	Perfection Mfg. Co.123
Roofing & Shingles	
Johns-Manville Co.109	Poultry, Kennels and Bird Houses
Tilo Roofing Co.79	E. F. Hodgson Co.140
Windows, Doors, Screens, etc.	
Higgin Mfg. Co.135	Publishers, Books, Etc.
Gardening	Doubleday, Doran & Co., Inc.119
Seeds, Bulbs & Nursery Stock	Paul Drerup120
Geo. D. Aiken140	A. C. Borzner123
Bobbink & Atkins137	Gardeners' Chronicle140
Robert Buist140	Frederick H. Gowling134
The Conard-Pyle Co.140	The University of Chicago Press140
Henry A. Dreer137 and 138	Schools
Rosedale Nurseries140	American Landscape School140
Gillett's Fern & Flower Farm137	
Lager & Hurrell140	Telephone Service Arrangements
Mexican Trading Co.140	American Telephone & Telegraph Co.74
E. C. Robbins138	
Rosedale Nurseries140	Tobacco and Cigarettes
Max Schling, Inc.137	American Tobacco Co. Fourth Cover
Stump & Walter139	
Sutton & Sons, Ltd.139	Toilet Accessories
Wayside Gardens137	Hygienic Products Co.134
A. E. Wohlert140	
Zandbergen Bros.138	Shop Windows of Today
Garden Furniture & Decorations	Beaux Arts127
Galloway Terra-Cotta Co.140	Buckley of Binghamton125
Gardening, Miscellaneous	Chateau Glasscraft125
Adco140	S. D. Baker Corp.127
The Aquaproof Products Co.140	The Boulevard Shop126
House Furnishings	E. E. Burroughs Co.129
Drapery & Upholstery Fabrics	Carbone, Inc.125
Celanese Co. of America77	M. W. Carr & Co., Inc.128 and 129
Marshall Field & Co.73	Corbett Cabinet Mfg. Co.128
Martin Mfg. Co.135	Crosby Brothers126
The Orinoka Mills122	Aimee DuPont Gallery129
Electric Appliances	Essential Products Co.127
Seth Thomas Clock Co.114	Fifth Avenue Stationers128
Floor Coverings	Heather-Mathews Co., Inc.128 and 129
Bigelow-Sanford Carpet Co., Inc. Second Cover	Madolin Maplesden127
M. J. Whittall Assoc., Ltd.117	New York School of Interior Decoration127
Furniture	B. Paleschuck126
Conant-Ball Co. Third Cover	Palmer Products, Inc.128
House Furnishings, Miscellaneous	Pohlsen's129
North Star Woolen Mills Co.132	The Roseville Pottery Co.128
Pohlsen's123	The Silex Co.128
Savo Mfg. Co.134	A. Silverstone125
Specialty Mfg. Co.123	Slumber Sweet129
	Starex Novelty Co.127
	Three New Yorkers126
	Hyman Tuttmann128
	Vermont Native Industries125

Learn to be a — LANDSCAPE ARCHITECT

At Home—By Mail



Big fees: pleasant, healthful work, a diversified, uncrowded profession offering remarkable opportunities to both men and women. Experts earn \$50 to \$200 a week. Some students pay for course fees earned while studying.

Send Coupon Today
We will send you interesting material showing how you may easily and quickly enter this profitable business.

Gentlemen: Please send me complete details regarding your home study course in Landscape Gardening.


Name

Address

AMERICAN LANDSCAPE SCHOOL
58 Plymouth Bldg. Des Moines, Iowa

GALLOWAY POTTERY

ESTAB. 1810



Gives the Essential Touch to Gardens, Sun Rooms, and Porches

Send 10c for Catalog

3214 Walnut St., Philadelphia, Pa.

HELP WITH YOUR ROCKERY

You will find sound advice given by specialists in coming issues of GARDENERS' CHRONICLE. Also departments devoted to other branches of gardening. Send \$1 for 7 monthly issues.

GARDENERS' CHRONICLE
522-A, Fifth Avenue, New York City

Here's a Catalogue You'll Surely Want!

Hundreds of Evergreens, Shrubs, Roses, Fruits, Ferns, Vines, and Perennials.

"Grown in Vermont, they're Hardy!"

Illustrated Catalogue Free.

GEORGE D. AIKEN
Putney, Vermont

Box V

ORCHIDS

Of all kinds and for all purposes. Write for special lists of established orchids.

LAGER & HURRELL

Orchid Growers Summit, N. J.

PEONIES

can be safely planted until the ground freezes. Our "Economy" Collection, 9 one-year plants, named and labeled, \$9.50. Same Collection, 3-5 eye divisions, \$6.95. Write for Peony List.

ROSEDALE NURSERIES

Box A Tarrytown, N. Y.

Know Your Garden Inhabitants!

It's a pity to pay good prices for named varieties and then lose or forget the name! We make practical labels of lasting quality, different kinds for different plants. Free samples for the asking.

THE AQUAPROOF PRODUCTS CO.
2182 East 76th St. Cleveland, Ohio

CACTI—Blooming Size Guaranteed Fresh

All labeled with correct names. Plants shipped at any time of year. Satisfaction guaranteed. FREE!

One each of 25 varieties, \$4.00
10 different varieties with \$5 bowl, \$6.00
Mexican bowl, \$4.00
—same without bowl, \$2.50
5 varieties with \$5 bowl, \$3.00
—same without bowl, \$1.50
Cactus seed in named varieties of mixed, 25c per package; 10 packages, 10 different varieties, \$1.50.

MEXICAN TRADING CO., 413 Two Republic Bldg., El Paso, Tex.

A dog's home is his castle



EVERY ONE who has a dog ought to support him in the manner to which he'd like to be accustomed. Here's a neat little home for Bowser, with everything but a fireplace and a mortgage. It has a correct ventilating system, and the walls and roof are detachable for cleaning. Size, 2 1/2 x 4 ft. \$22 with partition; \$20 without. Send for Booklet X-11. It shows many types at different prices; also garden furniture, greenhouses, bird and poultry houses, fences, trellises, garden and play houses.

★ E. F. HODGSON CO.

1108 Commonwealth Ave., Boston, Mass. 730 Fifth Ave., New York