


TEN CENTS

APRIL

The American Home



10¢

Published by Doubleday, Doran & Company, Inc.

GROWERS of Roses under glass will find **TALISMAN** the ideal variety for them also. Price on application for grafted stock, 2 1/4-inch pots, suitable for greenhouse culture.

TALISMAN

The New Gold Medal Rose

Growing plants for outdoor culture in 4 1/2-inch paper pots



THIS is the most outstanding Rose of recent introduction. The plant is extremely vigorous and is highly resistant to fungous troubles. All the summer, through to frost, it produces an abundance of blooms that are sweetly fragrant and truly double; and the color is marvelous indeed. Imagine the beautiful blending of vivid pink, orange and glistening gold all in one flower!—this is Talisman, and these wonderful colors are retained under all conditions without fading.

The plants we offer were grafted on Multiflora Japonica stock, in the spring of 1928, which is considered by Rose authorities to be the best method of propagating pot-grown Roses for outdoor planting.

These plants have been growing for a full year in pots and in consequence their roots are well balled and shapely. They should not be confused with ordinary, open-ground, budded plants, lifted from the field and potted just prior to shipment.

Awards Gained by the Talisman Rose

American Rose Society's Gold Medal, National Flower Show, Louisville, 1928.
President Coolidge Horticultural Gold Medal, New York, 1928.
Gold Medal, Philadelphia Flower Festival, 1928.
Gold Medal, International Flower Show, New York, 1928.

Strong Pot-grown Plants (4 1/2 inch), Ready May 1st, \$2.50 each, \$25.00 per doz.

Stumpp & Walter Co

30-32 Barclay Street

New York City

Farms and Testing Gardens—Farmingdale and Islip, L. I.

Branch Stores in Newark, N. J., White Plains, N. Y., Baltimore, Md.

We invite immediate orders for shipment May 1

COT
WO
TH
RA
SH
LE
EL
FR
WE
TH

GA
NE
BO
CH
SA
LO
TO
D

Contents
for
APRIL, 1929

VOLUME II

NUMBER I

	PAGE
Dogwood Boughs of Glowing White	6
The Rescue of a Colonial House	7
How We Built Our House	9
10 Harding Lane	10
Screening Your Home for Health	11
The Two-room Apartment of a Business Girl	12
Imported Pottery You Can Buy at Home	14
Correct Service for the Formal Dinner	15
Homes for Your Goldfish	16
A Cape Cod House for \$10,000	17
An English Dwelling for \$14,700	18
A Truly American Home	19
A Seven Room House in the Colonial Manner	20
Fence Making for the Amateur Carpenter	21
Making Your Own Curtains	23
Furnishing the Room that Does Double Duty	24
Spring Dresses for Dressing Tables	26
Something New for Your Dressing Table	27
Furnishings for Your Bathroom	28
Color in Bathroom Walls and Fixtures	29
Chrysanthemums for the Outdoor Garden	30
Let's Plant Lilies for Loveliness	31
Rainbows for Your Garden	32
Simplified Rose Culture	33
Growing Plants for Good Dahlia Bloom	34
The Low Cost of a Stone House	70
National Garden Association	74
Garden Reminders	76
Hearthstone Booklets	80
In and About the Garden	84
Lawn Making in the Modern Way	86
Devices for American Homes	90
Springtime Garden Beginnings	94
Shop Windows of Mayfair	100
Peonies Are Anybody's Flower	122
Growing the Graceful Gladiolus	124
Sweet-peas for Fragrance	136

On page 74 will be found an announcement of an unusual contest of interest to every architect

ELLEN D. WANGNER,
Editor

LEONARD BARRON,
Horticultural Editor

DOUBLEDAY, DORAN & COMPANY, Garden City, N. Y.

MAGAZINES

COUNTRY LIFE
WORLD'S WORK
THE AMERICAN HOME
RADIO BROADCAST
SHORT STORIES
LE PETIT JOURNAL
EL ECO
FRONTIER STORIES
WEST
THE AMERICAN SKETCH

BOOK SHOPS (Books of all Publishers)

NEW YORK: LORD & TAYLOR; JAMES MCCREERY & COMPANY
PENNSYLVANIA TERMINAL AND 166 WEST 32ND ST.
848 MADISON AVE. AND 51 EAST 44TH STREET
420 AND 526 AND 819 LEXINGTON AVENUE
GRAND CENTRAL TERMINAL AND 10 WALL STREET
CHICAGO: 75 EAST ADAMS STREET
ST. LOUIS: 225 N. 8TH ST. AND 4914 MARYLAND AVE.
CLEVELAND: HIGBEE COMPANY
SPRINGFIELD, MASS: MEEKINS, PACKARD & WHEAT

OFFICES

GARDEN CITY, N. Y.
NEW YORK: 244 MADISON AVENUE
BOSTON: PARK SQUARE BUILDING
CHICAGO: PEOPLES GAS BUILDING
SANTA BARBARA, CAL.
LONDON: WM. HE. NEMANN, LTD.
TORONTO:
DOUBLEDAY, DORAN & GUNDEY, LTD.

OFFICERS

F. N. DOUBLEDAY, *Chairman of the Board*
NELSON DOUBLEDAY, *President*
S. A. EVERITT, *Vice-President*
GEORGE H. DORAN, *Vice-President*
RUSSELL DOUBLEDAY, *Secretary*
JOHN J. HESSIAN, *Treasurer*
LILLIAN A. COMSTOCK, *Asst. Secretary*
L. J. MCNAUGHTON, *Asst. Treasurer*

COPYRIGHT, 1929, BY DOUBLEDAY, DORAN & COMPANY, INC. ALL RIGHTS RESERVED. TITLE REGISTERED IN U. S. PATENT OFFICE. Subscription \$1.00 a Year; for Canada, \$1.50; Foreign, \$2.00. Entered as second-class matter at Garden City, New York, under the Act of Congress, March 3, 1879.



Photograph by Richard Southall Grant

The home of Mr. Kirk McFarlin, at Old Short Hills, New Jersey. Bernhardt E. Muller, Architect

THE AMERICAN HOME

The Need of Vacation Days

IN SPRINGTIME there comes into the heart of every home-maker a longing for the out-of-doors, a weariness of pots and pans and foods, a longing for more informality of living. Summer camps and cabins, vacation days at mountain or seashore swing into view on the mental horizon of many. To thousands of others the coming days of summer can at best mean only picnics, possibly an occasional holiday of a day or two. To still others, it may not even mean that. Something is wrong with the family budget and family planning if, however, summer does not mean relaxation for each member of it. Modern science is teaching us that it is dangerous to get over-tired physically. What we are beginning to understand is the danger of mental weariness.

"How can I plan for a vacation" wrote one subscriber two years ago, "when we are buying our home? Our income is small and so are our children! And we *do* need a change!" In describing her bungalow, she told of an enclosed porch; she also had a backyard, and in its limited space there was a good sized maple tree!

Three meals a day eaten in dining alcove when the big porch called and the tree held out its arms to her! No money to spend on a vacation and a shady tree to eat under, to rest under, to play under. And so we planned her vacation for her. Cots on the screened veranda so that all could sleep out of doors. Cots folded up, then merry splashes in the tub, and a breakfast eaten out of doors on the same veranda, a breakfast cooked on the table by using electric grill and percolator. Heavy curtains and rugs in the house folded away to lessen housework; a work table and chairs put out under the tree. What matter if neighbors' windows were near? A sand box placed in the shade for the littlest tots, a galvanized washtub holding water sunk in the ground for wading in on hot days. Luncheon under the trees, informal picnicky luncheons of fruit and salads and bread and milk. And then dinner, another picnicky meal, either under the tree or on the veranda. Children barefooted, in rompers, with sand, a tub to splash in—could a seashore hold much more?

Housework, after all, is more than just that, it is *home work*. What it most needs, however, is vision—vision of what each little home stands for, vision of it as a little world of joy and sorrow all by itself; vision of what that home can mean; vision of the mother's importance in it, vision of her need of peace and rest and freedom to ease her mind; vision of her need of change from daily routine, of a chance for leisure. If the home maker will but see it as such, the first step has been taken. Let informality and a picnicking sense of play creep in so that she can make of this summer for herself and all her family—one long vacation. Try it.

THE EDITOR.


PUT YOUR HOME . . . IN SUMMER DRESS

Chintzes for Every Room

EVEN though your windows wear smart cretonne draperies the year round, a change is a welcome tonic when warm weather comes. With fresh, cool-looking chintzes at the windows, and slip-covers to match covering the upholstered pieces, the house takes on a summery aspect that gives a sense of airy comfort on the hottest day.



FOR the livingroom, we suggest this conventionalized "jewel flower" design, which combines summer daintiness with enough formality of treatment to confer the necessary dignity. On a ground of bisque, sand, apple green, or peach it is particularly effective.

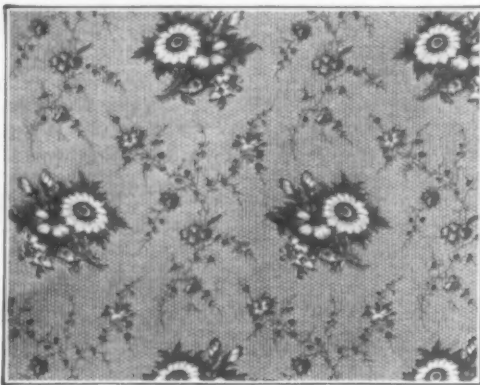


THE diningroom brings all the sunny loveliness of the garden indoors when its windows are draped with this delightful Waverly Print. Its pattern of modernized

garden blooms on a parchment color background is vividly colorful.

And to "summerize" the room still further, cover a tall three-fold screen with this same chintz and place before the door leading to the kitchen or pantry. This will unify the scheme of decoration.

WE have selected, for the master's bedroom, the floral design shown below with a two-tone contrefond background. Particularly recommended are the mulberry, orchid, bluet, and the plain cream grounds, as these shades lend themselves to charming color schemes. The boudoir chair and chaise longue may be covered with the same chintz, and the bedspread may be of plain glazed chintz in a color to match or contrast, with the patterned fabric used for the flounce or the pillow cover.



ALL of these Waverly Prints may be chosen with either a plain or a semi-glazed finish. The glazed is recommended by decorators because it sheds the dust—an especially desirable feature in summer. It also brightens and deepens every color, bringing out the design with delightful vividness.

DO the boy's room in the fascinating map design, and he will find that home has all the glamour of foreign lands. Incidentally, he will absorb a good deal of geography unconsciously! Cover a large wooden box with this cretonne, have it fitted with a hinged lid and a partitioned tray for his

treasures, and his own room will be the best play place in the world!



LITTLE sister will revel in the quaint charm and delicious pastel colorings of this Kate Greenaway design, where prim lads and lassies of an elder day disport themselves sedately. Whether you select it in pale pink, a delicate blue, peach, violet, sand, or lime green, it is equally bewitching.



ASK to see these Waverly patterns in the drapery departments of dry goods, furniture, or department stores. You will find them possessed of a remarkably firm even texture and great durability. Yet they are moderately priced, ranging from fifty cents to a dollar and a half a yard.

Send 10 cents for samples of the newest Waverly designs. Address Waverly Fabrics, Dept. 40 60 West 40th Street, New York

Waverly Fabrics

A SCHUMACHER UNIT

Furniture of Irresistible Charm and Appeal




A CHAIR so beautiful . . . so friendly . . . so comfortable, merits special consideration for any room. With the companionable end table and convenient footstool it soon becomes irresistible.

With such furniture it is delightfully easy to create a homelike atmosphere . . . careful choosing is of vital importance for such furniture never need be replaced. Possession of Kittinger Furniture soon establishes the desire to own only furniture of beauty and lasting comfort . . . to be handed down with pride to the next generation.

There are over five hundred Kittinger period reproductions from which to select . . . and even with a limited budget you can add Kittinger Furniture from time to time with utmost satisfaction.

No inferior woods . . . no substitutes for upholstery fillings, are used in Kittinger Distinctive Furniture. Only the finest Cabinetwoods . . . American Walnut,



© 1929, Kittinger Company

Honduras Mahogany, Oak and Maple . . . only new and sterilized curled hair . . . soft, white and resilient down, enter into the construction of these worthy heirlooms of tomorrow.

Kittinger Distinctive Furniture is made for every room in the home, club, and executive office. Let us send you a collection of illustrations with the names of Kittinger dealers. Kittinger Company, Dept. 23, North Elmwood Avenue, Buffalo, N. Y.

SHOWROOMS

Buffalo At Factory, Elmwood Ave. Grand Rapids Keeler Bldg. New York City 205 East 42d Street Los Angeles At Factory, Goodrich Blvd.



KITTINGER

Distinctive Furniture

*The Newer
Kittinger Showrooms*

In New York City, opened in March at 205 East 42d St.; in Los Angeles at our western factory on Goodrich Blvd. corner of Union Pacific Ave., to be opened about April 1st. Purchases may be arranged through your dealer or decorator.



Photograph by D. Warren Boyer

DOGWOOD BOUGHS OF GLOWING WHITE

THE AMERICAN HOME
A P R I L
1929

The rescue of a Colonial house

*Once the old home of Lyman Beecher at Guilford, Connecticut,
now the charming dwelling of Mr. Harry Durant*

NOT many houses can boast the honor of a long ride over country roads behind seventy yoke of oxen. To withstand the excitement of such a jaunt is a guarantee of honest construction.

Perhaps this was a consideration in the mind of Mr. Harry Durant, the author and playwright, when he bought the ancient home once owned by Lyman Beecher, at the Sluice, Guilford, Connecticut. Many years it had stood vacant and unloved. Bricks had fallen from the chimney-top and with the window shut-

ROSSITER SNYDER



ters long since removed, the effect was one of deserted Quaker simplicity.


To a discerning eye there was still value, however, important value, concealed within these four plain walls. The house stood straight as a die. There was but little sag or weakness in any of its worthy hand-hewn timbers. The joints of the frame were tongued and pinned and the smart rap of a hammer produced the welcome ring of stout hearted oak. The clapboards were tight and true, denoting faithful painting in all those years since 1770, when it was built.



Comparatively little remodeling was necessary to make of the deserted house above the friendly home pictured at right. The home of Mr. Harry Durant, at Guilford, Conn.



Living room in Mr. Durant's house as it appears after throwing three small rooms into one. The woodwork has been done over and is now a soft brown



A master bedroom. The four-poster bed and quilt are appropriate to the days of the Beechers, and help to create a definitely Colonial atmosphere



The breakfast room fireplace. In addition to the trophies of Colonial days, the mortar lines of the stone work are of especial value in the decorative scheme

Mr. Durant decided to take a chance. Here was a nucleus, or, at least, a substantial start in creating the thing most important in every life, every family—a home of enduring charm. Such a framework on which to build, if purchased at a low figure, is about the safest investment in the world. The bulk of home-building funds are thus left for home-improving, the greatest fun in the world.

A remarkable thing in the rescue of this old home was the comparatively simple requirement in exterior reconstruction. The window shutters were replaced. With houses of this type shutters are as necessary an adornment as are eyebrows on the human face. The odd third window in the lower floor of the southern end was eliminated, the two conventional, properly placed windows being substituted. The little lean-to at the rear, a relic of the days when the house was a salt-box type, was preserved and converted into a sun-alcove in order to retain the best of the old lines. The roof was reshingled. Paint did the rest.

A careful study of the front door shows the fine proportions and worthy designs of the oldtime wood-carvers. The sign which an historical society has hung beside it answers the questions of the passers-by with a summary of the true history of the house. This reads:

"This house, built facing the green in 1770, was drawn here by 70 yoke of oxen in 1829. It was owned by Dr. Lyman Beecher, father of Henry Ward Beecher and Harriet Beecher Stowe, who wrote 'Uncle Tom's Cabin.'"

Something more of interest, which the sign does not tell, was this: while the seventy yoke of oxen were drawing this house down Whitfield Street in 1829, the occupants went right on living in it. The chimney was moved without dismantling. The good wife cooked the noon meal for her own family and the laborers with the kettles dancing on the hob while the house crept along on the groaning skids. The great oak skids, placed under the chimney-piece to support it on this journey, are still in place in the cellar, the new foundations having been built around and between them.

The work done inside the house is instructive. All vestige of the old white paint on the exposed oak beams and corner posts in the dining room were scraped, burned and sandpapered down to the wood. Then several coats of orange shellac were applied, the wood assuming a medium brown tone in the process, emphasizing the logic and beauty of the structural parts. The floor of wide oak planks was treated with white shellac and rubbed with wax. Wrought iron hinges and latches on the chimney closets were picked out in black enamel.

On the opposite side of the little entrance hall, which (continued on page 46)

How we built our house

Part II. Concerning estimates and contracts

KILBURN B. BROWN

An interview and comments by Roger B. Whitman

WHEN we decided to build a house instead of buying one, we could look far enough ahead to feel fairly sure that we would not live in it for more than three years or so. That being the case we could not build to suit ourselves only, for the house should be of a kind that would be easy to sell, and that would sell at a profit. This meant a good location, and a house so well built that it would not deteriorate or otherwise lose value in the time that we occupied it.

We wanted to be on a hill, where we would have a view and could not be "built in"; we wanted restrictions for assurance that there would be no drop in value, while for profit the development should be at its beginning stage, when prices would be lowest. We found what we wanted in an old estate that was being subdivided; it ran up the side of a ridge, and when we first saw it nothing more had been done than to cut and clear the streets.

Having been brought up in a lawyer's family I knew the need for protection, and from the beginning I had legal advice on every move. There were fees to be paid, of course, but it was money well spent, for I was able to go ahead with nothing to be afraid of. The title was searched and guaranteed, the developing company was shown to be reliable and well financed, and I was given good evidence that pavements and sidewalks would be laid and that water, sewer, electricity and gas would come through in the time promised. I then bought the property, and by paying cash got a discount that brought the price down to \$1841.99.

The next step was to see about raising the money for building. It could be had from several different sources: building and loan associations, savings banks, mortgage companies, and so on; but I had something else in mind besides making a loan. Being a newcomer in the neighborhood and feeling sure that we would stay, the transaction was an opportunity to identify and establish myself as a permanent (continued on page 52)



Living room in the home of Mr. & Mrs. Kilburn B. Brown at Scarsdale, New York



The finished dwelling, built of stucco, with a slate roof, at a total cost of \$17,600—a price which includes the ground

Quite as perfectly finished as the exterior is the interior of this pleasant house. The furnishings are thoroughly in harmony with the type of architecture



10 Harding Lane

*A little old remodeled house at Marblehead, Massachusetts,
that radiates hospitality and charm*

DORIS S. PATEE

THOSE of us who have vision to see in every forsaken farmhouse untold possibilities for reclaiming, and in every unkempt, bare backyard a fascinating garden picture—all of us, in fact, who love houses and gardens—have somewhere in the background of our imaginations a very particular house of dreams.

To me, such a house had gradually taken on certain definite requirements. First of all, it must be an old house and a small one. There must be some trees and space for a garden, but, withal, having that sense of privacy which lends enchantment. And then (and this seemed like asking too much) it really should be at the seashore where the waves could lap at least one boundary line. Could such a place exist? Could it be found within the small purse price? Could it be remodeled, and that at slight cost?

Last year at Marblehead, Massachusetts, the "house of dreams" came true. It stands at Barnegat, Marblehead, just around the bend from the center of that quaint old New England town where the streets, edged with fascinating old houses and shops, run up and down and around, just as they like; where fishermen have plied their trade for a century; and where now millionaires bring their yachts, and artists their easels. Just a few steps from the main road, approached by a tiny lane, stands the little house close to the water's edge, under the shadow of two enormous old willows.

It seemed almost like tempting fate to enter it. Surely it would be found not habitable or at best impossible to make attractive. But it was in as good condition within as without and needed only repainting and plastering, new paper on some of the walls, a few floors done over, and partitions removed to make it charming beyond descrip-

tion. With the partitions down there was a living room 12 feet by 30 feet long, this length of the room facing a grassy ter-

race where one might sit and watch the changes of the sea. In this room at one side a queer angle was left where a huge fireplace was placed so that the room lends itself easily to delightful groupings of furniture. At the opposite end of the room opens the kitchen, ten by ten, small and compact, it too overlooking the sea so that one may dream as he works.

At what used to be the front of the house one steps into a small hall with a stairway leading up to the low-roofed second floor above where there are two bedrooms and bath and much closet space, these rooms made light and airy by the introduction of two dormer windows at the rear of the house that overlook the sea. Hall and stairway were reminiscent of the early New England houses with their central chimneys and, as in these old houses of another day,

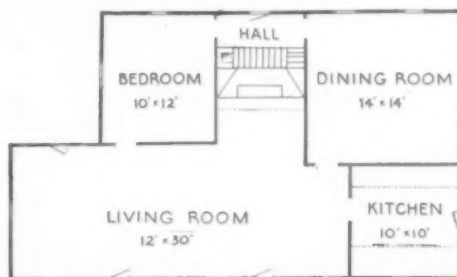
doors opened to right and left into small rooms. One was no doubt the "keeping room" of that other day, but with the walls pushed back for greater space it has become a dining room 14 feet square. On the other side of the hall is a bedroom (always to be found on the first floor in homes of long ago), the modern note struck by the lavatory under the stairs. The "jog" back of the hall holding the chimney made a delightful inglenook in the new living room as a glance at the plans will show, plans that will hold many a suggestion for other farsighted ones who can visualize the possibilities of some little stray house by the side of the road or down a country lane.

I wish that we knew the history of the house itself! Town records date it back almost (continued on page 60)

With the old partitions knocked down, the new living room measures 12 x 30 feet, and includes a huge fireplace and cozy inglenook




At Barnegat, Marblehead, Mass., stands this sturdy and simple New England house which a little remodeling has made into a comfortable dwelling



The new layout of the first floor—see text for details of remodeling





Screening your home is much more than a provision for comfort and pleasant summer living: it is a safeguard against many kinds of disease

Screening your home for health

*Keep out the stealthy carriers of smallpox, typhoid fever
and other dread diseases*

GENEVIEVE FOX

CAREFUL screening of houses is more than a provision for comfort. It is an important safeguard against disease. Many people who are scrupulously careful in avoiding exposure to communicable diseases for themselves and their families in every other way still allow disease to enter their homes on wings. First of all, there is the house fly. In spite of all the articles and tracts that have been written about this archenemy of health and cleanliness, within the last ten or fifteen years, it is still tolerated.

Some authorities suggest changing the name of the house fly to "filth fly," as more appropriately descriptive of its habits. It picks filth up in garbage cans and manure piles, outhouses and stables. After crawling about and feeding upon this the fly may alight directly on the food on one's table, and thus has an unequalled opportunity to spread virulent disease germs and disease parasites. Dysentery, cholera, typhoid fever and maladies caused by parasitic worms are

diseases which flies are capable of carrying. They are also under grave suspicion of spreading infantile paralysis and summer diarrhoea. Some writers are of the opinion that flies have played important parts in certain outbreaks of smallpox and experiments point to them as possible transmitters of the germ of tuberculosis.

How many disease outbreaks the fly is responsible for cannot be determined, but again and again the spread of typhoid has been laid directly at its door. A striking example was the terrific outbreaks of typhoid fever among the American forces during the Spanish-American War. In this case, flies were found to be the chief factor in the spread of disease.

One of the Rollo books read by children of the last generation describes the passengers in an Italian train sleeping with all the windows shut to avoid the "night air," as they traveled through certain malarial regions. They did not

know that the night air could be robbed of all its terrors simply by screens of netting. Nor had they any idea that a mosquito was responsible for night air's unsavory reputation, and they would have been amazed to learn that the only way they could possibly contract malaria was through the bite of this mosquito.

The malarial mosquito, while less common than it used to be, is still to be found in many sections. It is more numerous in the southern states, especially in the Mississippi River Valley. It is also found frequently along the Atlantic Coast from Connecticut south, and in certain spots along the Pacific Coast. Since the mosquito breeds in stagnant or slow moving water malaria abounds in sections where much rain and poor drainage prevail.

Keeping flies and mosquitoes out of houses means first and foremost careful screening. Screens should be of fine strong wire. A number 18 mesh is necessary to keep out both mosquitoes and flies. Screens should (continued on page 64)



Sunny and airy is the living room in the roof-top apartment of Miss Dorothy Palmer, where French doors open directly upon the terrace. Blue and rose, against a soft ivory background, are the predominating colors. (Photographs by George H. Van Anda)

The two-room apartment of a business girl

*Details of one complete little home with suggestions
for many other busy women*

MARJORIE LAWRENCE

SOMEHOW, in the course of my pilgrimages around the city, I had acquired the impression that apartments with terraces denoted unlimited income and unlimited space. Miss Dorothy Palmer and her charming roof-top abode combined to correct this erroneous idea. Miss Palmer herself is a living refutation of the argument that business women have neither time nor inclination for home life. Although she lives alone and might well have taken up her quarters in one of the large clubs or hotels for business women which relieve their inmates of every housekeeping responsibility, she prefers her very complete little apartment in which the routine of a house is conducted on a small scale. To make the contrast still more striking she leaves her apartment each morning for

interesting and responsible work in a large bank, and returns to it eagerly at night to prepare her own evening meal, and relax in the real home atmosphere which invests her "two rooms and kitchenette."

The first of the rooms is the living room, widening without intervening doors from a small, twisting hallway. Sunlight pours through the French door and two windows at the far end of the room. The door opens on the terrace, of which more will be said later. The woodwork of the living room is painted a deep, mellow shade of ivory, and the walls are of stippled plaster in the same tone. A carpet of rose-taupe covers the entire floor. The absence of pattern on walls

and floor serves a double purpose: it increases the size of the room and it acts as an excellent foil for the colorful draperies which accent the unusual window arrangement.

The French door occupies the center of one wall, with a long, narrow casement window on either side. Below the windows are the radiators, thoroughly disguised as window seats. The adjacent wall is broken by the fireplace of brick, tinted a soft tan that harmonizes with the ivory tones of the room. Over the mantelpiece hang a pair of hexagonal floral paintings done in dusky shades of rose and brown and framed in gold. At each end of the mantelpiece stands a Della Robbia pot of trailing fronds of ivy which hang well below the mantel line. In the center, there is a low blue

bowl of pottery. The coloring of the fireplace grouping provides the keynote for the room, which has been carried out entirely in ivory, rose, and blue.

The mistress of this delightful little home is justly proud of the fact that she has obtained her results with the smallest possible expenditure. This is due, at least in part, to her happy ability to use her own hands as well as her brains. For instance, most of the furniture was either bought in the unfinished state and painted by its owner, or else was rejuvenated by her skill. Even the upholstered pieces were bought in the muslin and covered by her in inexpensive and attractive fabrics.

Next to the fireplace stands a clever little five-shelf bookcase which Miss Palmer designed and painted the same antique ivory as her other pieces. This is within easy reach of a chaise longue which unfortunately refused to fit in the bedroom but provides real comfort for its owner in the living room. It cost about \$30 in muslin, and Miss Palmer covered it herself in a blue cotton brocade at 85 cents a yard. Two over-stuffed chairs were obtained at the bargain prices of \$15 and \$20, and upholstered in blue, matching the chaise longue, and in the same lovely cretonne, gay with large roses, which was used for the window draperies. This cretonne is most effective, having a soft beige ground and a pattern combining rose, blue and green,

and cost but 65 cents a yard. The window treatment is simple and effective. Dotted Swiss is used for the glass curtains, and the cretonne overdrapes which hang to the floor on the door and to the window seats on the windows are made without valances which have a tendency to lower a room.

The living room also serves as a dining room, and the dropleaf table looks most inviting, standing in front of the fireplace, daintily set with green glass, and having a centerpiece of Italian pottery holding a small cactus plant. The table is flanked by two old rush-bottomed chairs that were picked up in New England and show the dim tracery of a design painted on their backs.

In the corner near the window stands a desk, in a most strategic position for both light and air on summer days when the French door stands open to the terrace. The three tables in this room were unpainted pieces which were purchased for a few dollars and finished at home—a round turntop, and a small

square table in addition to the dropleaf which is used for meals. There is also a most decorative little affair of glass and wrought iron that holds a blue china tea set which stands ready for the unexpected guest.

Unfortunately, I did not see the terrace at its best, as the coldest day in February is hardly the most pleasant time for a veranda high above the city streets. Miss Palmer, however, described it to me as it looks in summer. The tubs and boxes of evergreens now braving the chilly air with the little pedestal bird-bath quite empty, are in summer places where the city sparrows hold daily tea parties. The terrace runs all around both living room and bedroom. Outside the latter, is the framework where in summer is an awning striped in two shades of green. There are matching deck chairs which open to a most comfortable length, but the crowning joy is a well upholstered swing which Miss Palmer uses as a bed on warm summer nights. Her awning insures privacy, even from aeroplanes! Evergreens, ivy, portulaca and the bird-bath combine to lend a truly rural atmosphere to this city home.

The little bedroom, opening from the living room has all the dewy freshness that belongs to the country cottage of one's dreams. Looking through the windows, the view of neighboring towers against the skyline comes almost as a shock. One quite (continued on page 36)



The kitchenette is more or less cut off from the other rooms, and makes use of red and green in its ensemble

The living room also serves as dining room, and the dropleaf table, flanked by two old rush-bottomed chairs, is set in front of the fireplace

Gay chintz at windows and dressing table makes of the little Early American bedroom a delightful place for rest





From the royal potteries at Copenhagen comes this blue porcelain so delicate in its fine fluting and coloring as to make it a rare ornament to any dinner table. (Photographs by courtesy of Stern Bros., R. H. Macy & Co., and Royal Copenhagen Porcelain, Inc.)

Imported pottery you can buy at home

Colorful European earthenware for table use—
decorative bits for the living room

TO-DAY, the international note which is being sounded in literature and art has made itself heard even in the realm of table crockery. One can now "shop abroad at home" and buy in a very few hours things that in the past would have called for months of travel. In our store windows, the gay, crude colors of Italian fruit bowls mingle with the restrained beauty of Wedgwood's ivory fluted ware, and the smoky, pastel tints of German "art moderne" are displayed in friendly proximity to the quaint Breton figures of Quimper pottery.

Not many years ago, the American traveling in foreign lands who found himself confronted with some rare bit of loveliness in the way of pottery or china, would dash into the quaint little shop in the funny little street and commence a heated argument with the shopkeeper. That wily gentleman, allowing a wide margin for linguistic differences, would immediately quadruple the native price of the object in question. After a reasonable amount of time and gesticulation had elapsed, the American would emerge with his purchase clasped firmly in his arms.

His next problem was the packing of



Colorful and pleasing to both the sight and touch is this Italian pottery

MARGARET HARMON



Quimper pottery: no two pieces are decorated alike, the work being done in the peasant homes of Brittany

the precious object which usually proved an obstinate shape to stow in a limited space. For the remainder of his travels, he lived in constant terror of breaking his treasure. Then home, and the American customs officials! By this time, a little of the preliminary enthusiasm for the rare "bargain" might have evaporated.

When the traveller arrived at his destination, it was with the firm resolve that he would shop nearer home in future—at any rate for objects of bulk and fragility.

The fact that smartness and simplicity are considered (continued on page 64)



In its modern setting the well liked old Ridgeway pottery blends with the new glassware and other table accessories



Correctly laid for a formal dinner for six people, the table above is most attractive with its simple silver and glassware against a cloth of unpatterned damask. (Photographs by courtesy of B. Altman & Co.)

Correct service for the formal dinner

The first of a series of table talks on the well set table for the fastidious hostess

LOUISE DUNN AMBROSE

HOW do you set the table for a formal dinner?" a young bride recently asked me. "I have always been used to a perfectly set table at home, but I've taken up spoons, knives and forks as I ate my food, absolutely without noticing the placing."

Her predicament is not at all uncommon. The average person will hesitate for a moment or so when asked a question about precise details of table etiquette, simply because she has always taken correct table setting and service for granted, and has given little thought to the details. The words "formal dinner" in particular often strike terror to the heart of the inexperienced housekeeper, because they carry with them the idea of the utmost complexity of menu and service.

As a matter of fact, there is no difference between a formal and an informal dinner so far as the service and arrangement of table silver go. The formal dinner has more guests, more courses, and, since the table is larger than on ordinary occasions, a more elaborate system of decora-


tion, but whether there are three courses or seven, two guests or twenty, the silver is arranged in the same way, the servants pass food from the left, pour beverages from the right.

The most elaborate dinner of to-day is simple in comparison with the formal dinner of twenty years ago; then the

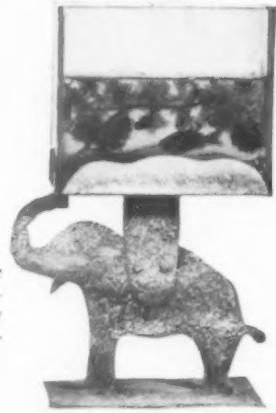

menu included a dozen courses, with six or seven kinds of wine, and the table was so covered with silver, wine glasses, flowers, compotières, candlesticks, and little dishes of olives, radishes, salted nuts, and sugar-plums, that scarcely an inch of tablecloth showed. To-day, the most formal dinner includes no more than seven or eight courses, the silver beside each plate is the amount required for the courses preceding the dessert, the multitude of little dishes has disappeared.

On this page is illustrated a table set for a formal dinner of seven courses. These include: 1, Oysters; 2, Soup; 3, Fish; 4, Roast and vegetables; 5, Salad; 6, Dessert; 7, Fruit. Coffee would be served in the living room, after dinner.

If desired, it would be quite correct, to add an entrée between the fish and the roast. On the other hand, it would be equally correct to serve only six courses, omitting the fruit. In general, six courses are quite enough for all but the most impressive of formal dinners. Having supposed, however, (continued on page 54)



Close-up of the individual place laid for dinner showing the correct service for the various courses mentioned in the text



The old "square-end" aquariums become modern! These are raised on the backs of silhouetted elephants (see also right), and finished in antique green

Classical acanthus leaf foliage is used above in this hand-wrought iron frame of antique green finish holding a very practical aquarium of wavy glass

HOMES FOR YOUR GOLDFISH

Photographs by Courtesy of Ovington's, Stern Bros., Yamanaka & Co., R. H. Macy & Co.



Bubbly rose colored glass in this 14-inch goblet enables your goldfish always to view life through rose-colored spectacles!


This temple jar aquarium may be had with a black carved teak-wood cover and base or a red lacquered cover and base



The pedestal is of silvered wood, with glass fishbowl. The plant and animal life is of drawn glass in all the vivid realistic colors of sea life



The imported water-green glass of this fish bowl and the hand-wrought iron of the stand, hand finished in Pompeian green, strike a note of distinction in design and finish



Realistic red coral, in effective contrast with the dull black of the wrought iron frame, adds to the beauty of the aquarium. The coral branches stand about four inches high

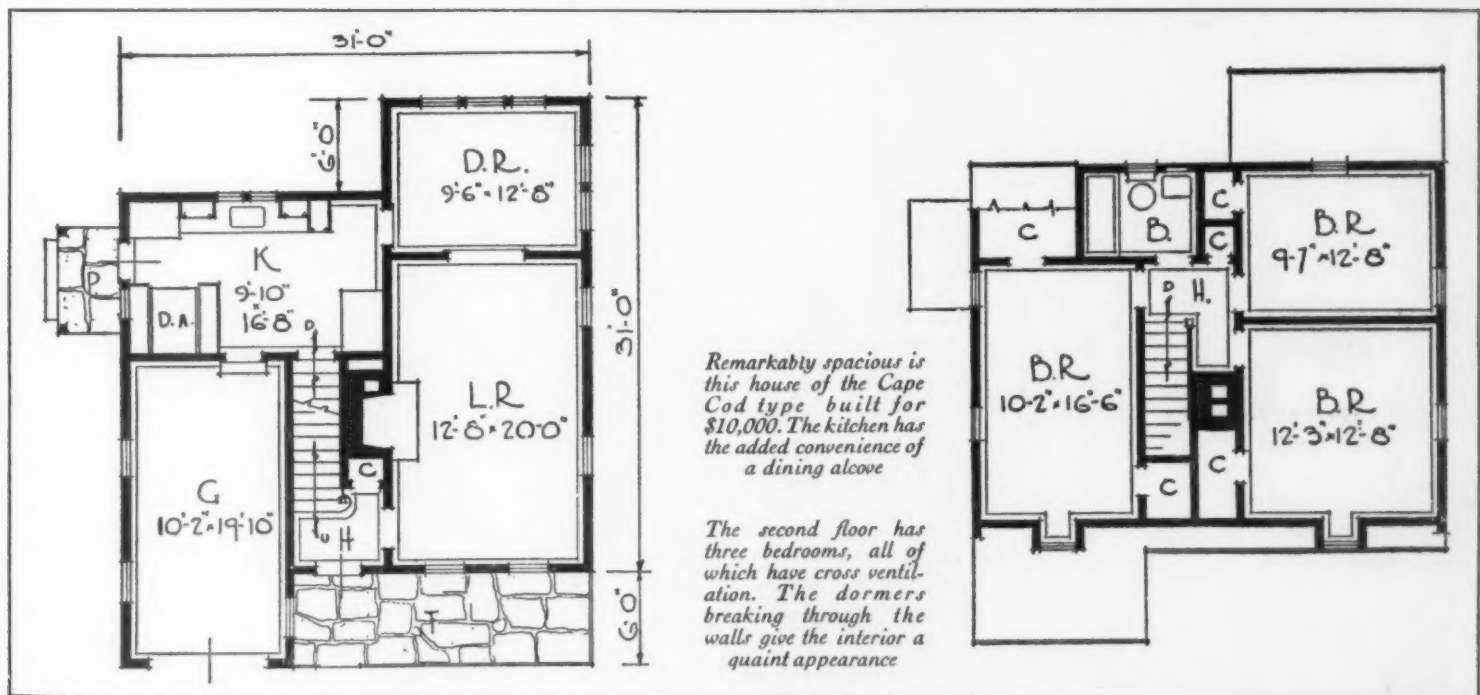
The low lines with dormer windows give this story-and-a-half cottage a very snug appearance. The roof is of natural shingles left to weather, the side walls of heavy, long, hand-rived shingles with uneven butts exposed ten inches to the weather and given one coat of whitewash. The shutters and front door are a blue-green



A CAPE COD HOUSE FOR \$10,000

H. LAWRENCE COGGINS, *Architect*

The houses on this and the following three pages have been specially designed for the readers of THE AMERICAN HOME



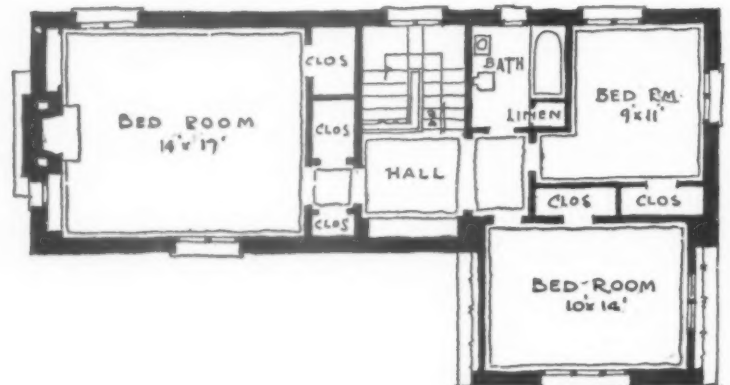
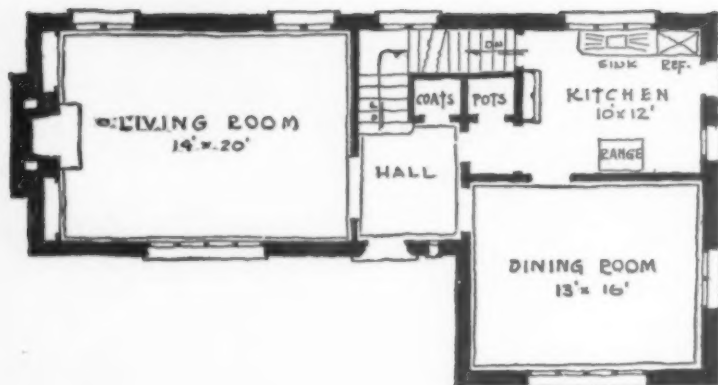


Usually built of stone, this "Cotswold" type of dwelling is here shown finished in stucco—a variation made for the sake of economy. The finish is in stone color and the roof is of variegated slate. The picturesque casement windows have leaded glass, the window

frames and the main entrance door being of oak. The window and door labels are of cast concrete, and the chimney of stone. The cubage of the dwelling is 24,500 cubic feet, and the cost about \$14,700. The plan is suitable for either a narrow or wide plot

AN ENGLISH DWELLING FOR \$14,700

JONAS PENDLEBURY, *Architect*



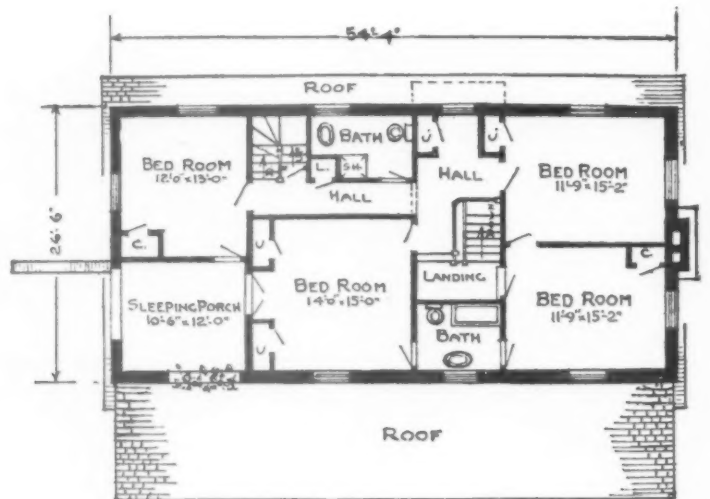
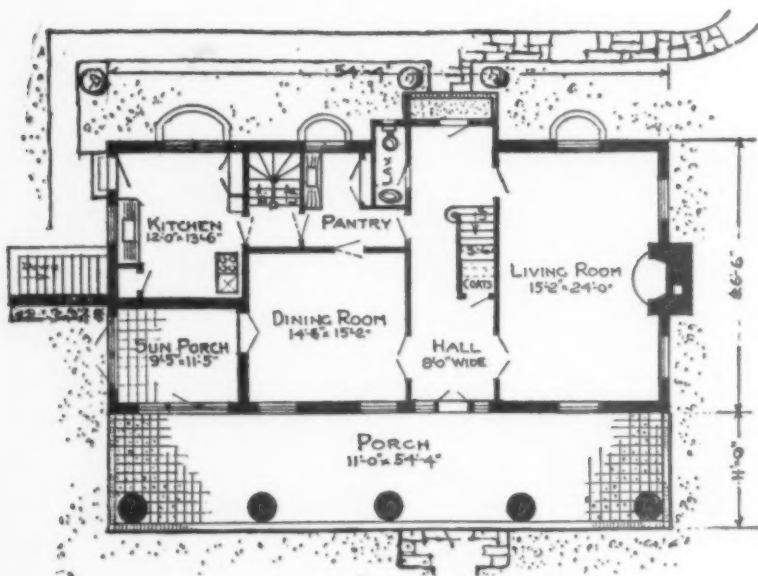


A SEVEN-ROOM HOUSE IN THE COLONIAL MANNER

LAWRENCE VISSCHER BOYD, *Architect*

Distinctly rural in the essentials of design is this charming little Colonial house, with the Pennsylvania farmhouse simplicity. The row of dormer windows on the second floor admits plenty of light, and the recessed sleeping porch is an interesting

detail. The floor plans show well proportioned rooms, and space skilfully used. The roof is of hand-split shingles, stained a soft moss-green. The house is designed for either a corner or intermediate lot, and the estimated cost to build is \$14,950





A fine home and fence in Kittery, Maine, built 1760. The acorn pattern, right side up, adorns the gate posts. The top railing is suggestive of many hand rails on the staircases of the time

Fence making for the amateur carpenter

*Privacy and the charm of oldtime homes
given by fences easily built*

PAUL GLENN HOLT

WHEN our new home is built and the carpenters have gone, or we have completed the refinishing of an old house, or if the desire comes over us, as the years pass, to make improvements, the fence comes in for consideration. And because it is the frame within which our home lot is shown to the world, fences are really worthy of study.

Fortunately, in America, there are ample precedents from which we may copy patterns, plain or decorative, inexpensive or elaborate, as fancy dictates. In the accompanying photographs a diary has been collected showing a few of these patterns, many of them running as far back as 1700.

If a house is set too near the road, the fence at the border of the lawn gives an effect of distance. Fences aid perspective and trim


up uncertain edges. They are, to the home grounds, what border lines are to illustrations in a magazine, a finishing touch, framing all that is orderly and beautiful within.

The simplest form of wooden fence or gate consists of an upper and lower bar


with palings nailed or screwed to each. Such fences may be made in sections, flat on the workshop floor, each section measured to fit between the posts. The upper and lower bars may be two-by-four-inch finished stock and for the palings, one-by-two-inch stock is good.

Palings may be sawed to desired length at the mill, or may be cut wholesale


from long pieces bundled together on a sawhorse. Each paling should have two screws or nails as it crosses each bar and these should be countersunk and puttied. They may be spaced so that the top of the fence line will be level, or may alternate, one up and the next down, or one up and two down. To space the exact distance of each from its neighbor insert a straight stick of the width desired between them as the fastening progresses.



This modern fence is a continuation of the ancient fence shown on the next page, surrounding the old house at Branford, Conn. This new fence is also found at Branford




This fence, with the cannon ball gate posts, is at Madison, Connecticut. It was built in 1800



An old fence and gates which were built in 1790 in Branford, Connecticut. The gate posts show the inverted acorn pattern



A Portsmouth, New Hampshire, fence, the most elaborate of the series, a classic both in design and durability of construction



Another fence showing almost the same pattern as the Rundlett fence (below), although it is handled on a curve



Fence of the Rundlett house of Portsmouth, New Hampshire. Here the vase tradition is shown in the gate posts



The central portion of this fence is of an old Colonial pattern without any ornamentation on the posts

Pine, cedar, cypress or other weather-resisting woods are to be preferred. A priming coat of any paint for exterior use is a good foundation for the later coats of paint. Each knot in the wood must be thoroughly covered with shellac to prevent it from showing through the paint at a later time. Before applying any paint all rough spots, ends and corners should be sandpapered.

The ornate fences are not as difficult to make as they appear. Usually the palings are set between the cross bars on

the center line of the fence, spaced with ornate dividing blocks, nailed into place and the whole covered by simple moldings.

Here again the work is best done on a flat work bench or floor, and the fence later erected in finished sections between the posts.

Sections of fence may be attached to posts with hidden angle irons and screws. As to the posts, analysis shows that the design of nearly all ornamental posts is based on a squared timber, with casing

boards and moldings applied, to give it pattern. Once one becomes familiar with the moldings available in modern lumber yards, fences, fence posts, gate design and construction lose all their mystery, yet retain their delight.

That wood fences may adorn a landscape, without in any way suggesting a lack of hospitality, is evident from the work of our forefathers. That they last infinitely, if cared for and properly painted as mentioned above, may be seen in those which have (continued on page 144)

Making your own curtains

*Pointers on cutting, lining, and hanging
the new drapery Fabrics*

HELEN DAGGETT

MAKING curtains demands first of all careful measurements. If proper results are to be obtained, these measurements must be accurate. The use of a yardstick is the best to begin with, as a tape measure is too indefinite. Measure carefully the window, or door, and also the material before it is cut. If there is any special pattern on the material which would be desirable to have in a certain place on the finished curtain, be certain to take that into consideration when measuring off the curtain lengths. The cutting can be done on the floor, if necessary, but a long table is preferable, for one side of it would serve as a guide for the straight line of the curtain.

When taking measurements for the length of curtains which are to be unlined, allow sufficient material at the top for a double hem; that is, instead of turning in the raw edge of the material only one half inch, as is customary for hemming, allow twice the depth of the heading, turning in the raw edge the full depth of the hem and then back again, making three thicknesses of material for the heading hem. In this way more strength will be given the heading, making it stand up in place as it should. The depth of this hem may vary from two to six inches. Three to four inches is usually correct for the average window when using lightweight materials such as silk, cretonnes and linens. The bottom of these curtains may be finished with a two and one half inch hem, while for the inside edges a hem of one and one half inches is sufficient. The outside edges are often hemmed with trimming of braid or fringe.

If a large patterned material is being used, measure the size of the design carefully, making certain that the same part of the pattern comes in the same place on each curtain. Doing this may seem to waste material, but allowance for that must be made when selecting the pattern.

The length of curtains for overdrapes must be determined from the type of room and window. If the curtains are to be short they should be the full length

of the window casing, hanging to the bottom of the apron, usually about six inches below the sill. Full length finished curtains should hang to within two inches of the floor. Never make them so that they bunch up on the floor.

When using a valance at the top of the window finish the overdrapes with a simple hem at the top through which the rod may be slipped. (That is, if the material is of fairly light weight.) For permanent folds, however, it is best to make a French heading at the top, even when curtains are hung with a valance.

Stiff or heavy materials should be made with a French heading or box plaits at the top always. Lighter weight materials may have a heading or casing, shirrings, or simple gathered headings.

A word here as to linings and interlinings. The material generally used for linings is sateen, in a color harmonizing with the most vivid color of the material,

or in a neutral, écreu tone. For interlinings canton flannel is the most practical.

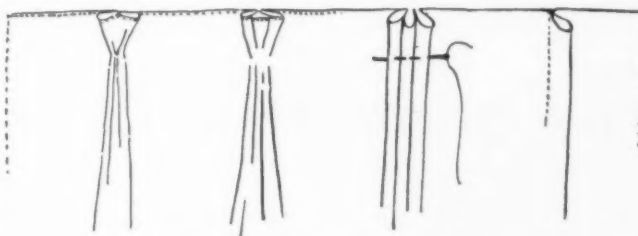
When lining curtains, again plan the measurements carefully and arrange to have a large flat place on which to stretch the curtains. Turn the upper edge of the drapery material down the width of the heading, but do not turn under as the lining will cover the raw edges. Either cut the selvage edge off entirely or cut notches in it about every four inches so that it will not "draw."

Interlining, lining, and material of outside curtains must all be tacked firmly together, the interlining being cut just a bit smaller than the curtain material. Spread the fifty inch curtain material out on a flat surface, either a table or the floor, and spread the canton flannel out smoothly upon it. Use linen thread and tack them firmly together in about five rows of stitches running lengthwise of the curtain. First fold the interlining carefully in the center lengthwise of the curtain, then tack along the fold, the stitches running along between the interlining and the curtain material. After the center of the material is tacked, fold back again and tack two more rows between each side of the center line and the outside edges, making five rows in all. Do not tack across the bottom, and make certain that the threads do not go through to the outside of the curtain material. Three rows of stitches are sufficient when using thirty-six inch material.

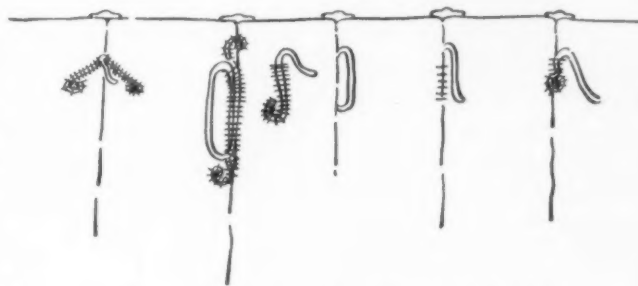
When the interlining is in place lay the lining material on it and tack them together in the same way, beginning at the center. The edges are turned in and hemmed down on the folded back edges of the outer curtain, the bottom of the lining hemmed and left loose.

All curtains should be weighted at the bottom to hang properly. Weights should be sewed on at the bottom front edge, and with heavy materials they should be set all across the bottom.


Many different headings may be used for curtains which are to hang beneath a wooden lambrequin or valance. For instance, there may be a simple heading and casing, a (continued on page 44)



The front of the curtain showing the various steps in making a French heading



The back of the curtain: different kinds of hooks and how to sew them on for the French heading



To hang, slip the rod through the rings sewed at the top of the plaits



Although this living room must be used as a dining room the furniture is so chosen and placed, and the balance in the room so skilfully maintained, that it retains the atmosphere of the living room only

Furnishing the room that does double duty

To-day's living-dining room presents a decorating problem often hard to solve

LUCY D. TAYLOR

Drawings by John Kanelous

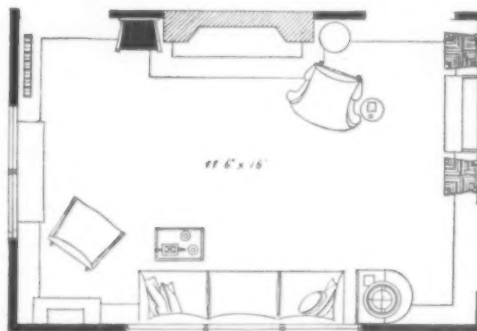
THE PREVALENT type of small suburban house has no space set off for the dining room, as in the days when houses rambled over large plots of ground, and building was relatively inexpensive. To-day we watch carefully so as to conserve every available inch of space and then keep down the construction expenditures.

Sometimes this economy results in our using the living room for dining room; and often there is an alcove set off from the living room for this purpose. Both answers to the construction problem present distinct furnishing difficulties, for which we shall now endeavor to give some practical suggestion.

The first plan involves the use of the living room as dining room. It is taken from a typical house showing fireplace opposite the three windows, flanked on each side by a door. The entrance from

the hall is at the right of the large group of windows.

Four considerations are uppermost in our minds. First, there must be a table that can be moved easily when dinner



This floor plan of the room above shows the furniture arrangement of the entire room

time arrives. Second, there must be some place where silver, tablecloths and napkins can be kept conveniently at hand. Third, there must be a sufficient number of straight chairs available for the dining table. Fourth, the room must look like a living room—cozy, comfortable and attractive—for all except three hours a day.

The living room idea must predominate. In this case the result is obtained by massing the large group of comfortable furniture opposite the fireplace. Framed by the good looking chintz (or linen) curtains in vigorous colors and definite patterns, the big sofa instantly sets the balance for the fireplace and centers the attention. The big wing chair by the fireplace makes an interesting note opposite the curtain-sofa group. The wooden armchair in Early American style is placed back against the wall so

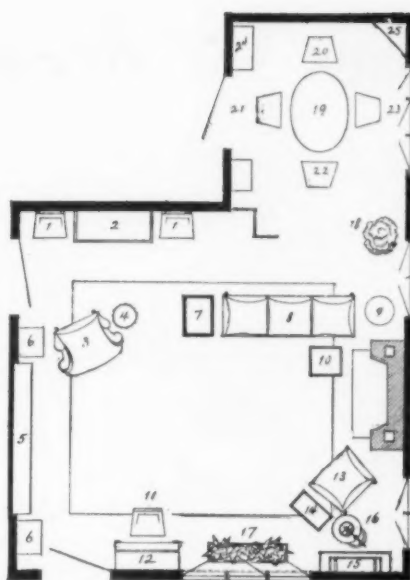
as to keep the fireplace group simple. The armchair at the left of the sofa and the round table at the right, with lamp, make a comfortable sitting-group not too far away from the fireplace to be sociable.

This arrangement takes care of the social side of the living room. It also serves to draw attention away from necessary dining room arrangements. These latter consist of a folded gateleg table placed lengthwise in front of the other window, a secretary desk being on the opposite wall. This arrangement also allows opportunity for three straight chairs to be placed in the room, which number, with the straight wood armchair by the fireplace, gives ample accommodations under all ordinary circumstances. The radio has been placed in back of the chair next to couch. The radiator has been placed where, alas! it all too often is—at the side of the window, thus effectively spoiling that wall space for decorative use. The room is balanced; it has all of the necessary articles in it; and it is pleasant to live in.

There is, however, another important question before we can call ourselves settled. What types of furniture can be bought to serve these double purposes in such an arrangement?

Tables are the greatest trouble, for it is not easy to move substantial tables about. The most satisfactory type is the gateleg table. Folded, as shown here under the window, it makes excellent decorative grouping with colorful bowl, a few books and ornaments—not too many. The placing of the bowl upon a simple well colored runner, with perhaps a few books and magazines, is all-sufficient, and quickly moved three times a day. Moreover, the table color and finish does not look temporary. It "belongs," is in character with the remainder of the furnishings, and at the present time these tables can be bought in great variety of price. Moreover, in rooms where color is needed, they can be painted and may make most welcome additions to some bit of grouping. In this particular case, it might have been a soft old gold instead of the darker walnut or oak. Between the brilliant deep-toned curtains, the lighter mass of the old gold would have been pleasant. A bright color would not do here because the table would attract too much attention as you entered the room from the door opposite. We do not need to regard these extra tables as "undesirables" for often they can be worked into the decorative scheme with marked success.

There are also the heavier tables of the refectory type, but seldom practicable for use in the smaller rooms. They have to be large enough to accommodate several people, and are very uncompromising in bulk when set up in a



Treatment of the living room where an alcove is provided for the dining accessories

space such as indicated here. Being much too heavy to move about, it is necessary to place them so that they are accessible without change of position. That means standing out from the wall. In some rooms this can be done by placing the table across one end, but the present room is much too small to accommodate this arrangement. The room would be all table—a dining room, not a living room.

For small families there are also the folding tables such as Pembroke, the old-fashioned dropleaf style, and the pedestal card tables with folding square tops. These are all excellent, and will fit into the living room furnishing scheme attractively. There is al-

ways the chance to use the quickly removable temporary folding card table, if the group is small enough, but it never gives the opportunity for as satisfactory service and appearance as the more solid gateleg, dropleaf or Pembroke types.

Chairs to go with such an arrangement as shown in the chart do not have to be Windsor, although these are always in good taste with the gateleg table. There are many Early American chairs that have character and are inexpensive. Those with the fiddle back make good living room chairs. Those with the splat backs and knobby ends (finials) are also interesting. These may be used together if desired, or in combination with the Windsors.

The disguised sideboard is almost a necessity, as there is seldom room in the kitchen for the table accessories, and cupboards have many other uses. The secretary desk need not be a large one, although it should be large enough to have ample drawer or shelf room. Sometimes a chest of drawers can be used for this purpose; often a highboy. But it is seldom wise to try the regular buffet or sideboard. The living room character usually departs immediately. It is much better to get some piece of furniture that will give the distinctly living room atmosphere.

There is no serving table. One must manage in some other way to keep the living room atmosphere. A small nest of tables is not expensive and is very useful for this purpose. In our living room, it could be placed easily in back of the wing chair by the fireplace. The lamp could be moved out to the side of the chair.

From the purely decorative standpoint, I (continued on page 56)



Fireplace grouping (see diagram above). The furniture is arranged so as to concentrate attention only on the living room pieces

Spring dresses for dressing tables

*Ruffles and flounces, new fabrics and colors
for this strictly feminine accessory*

IT GAVE me a real thrill to learn about the origin of the modern dressing table. The *poudreuse*, which is the most feminine form of the most feminine article of furniture that one can imagine, was originally invented for men! It was known as a "man's table." Let those scoffers who declare that modern men are growing effeminate ponder a while on that fact. The realization that these little toilet accessories have been discarded by men and enthusiastically taken up by women ought to mean something.

For the dressing table has once more come into its own. The last five years have seen a great revival of interest in it in its various forms, the two most popular of which are the *poudreuse* and the dressing table frame hung in gay fabrics. The modern powder table is a small, high, narrow table which is simply a large vanity box on legs. The middle third of the top is hinged at the back and lined underneath with a mirror, which is thus in the right position for use when the top is raised. The box-like space under this middle section is usually lined with cretonne or chintz and divided into compartments for powder, cold cream, jewelry and other toilet acces-

AGNES GERARD

sories. A shallow drawer on each side has more space for feminine frivolities. In some of the old powder tables for men, this central space was lined with a metal, to hold wet shaving paraphernalia.

The powder table is small, compact, dustproof and practical. It is sometimes

placed in an entrance hall for the convenience of guests, and when not in use looks like an ordinary hall table. It is, however, not as popular as the dressed dressing table, partly because it is not as ornamental and partly because it is, comparatively speaking, more expensive. The cheapest *poudreuse* costs about forty dollars, and the handpainted and antique ones in the style of Louis XIV may cost twice as much.

The dressing table, however, which consists of a wooden frame draped in gay fabrics is a challenge to taste, imagination and ingenuity. It may, all by itself, turn a drab bedroom into a colorful and lively one. It is particularly appropriate for the suburban or the country house. It is exquisitely feminine, and it may be put together for almost any price. When the daughter of the family is old enough to move out of the nursery and have a room of her own, she will thrill over a dressing table made from a sturdy packing box and draped at little expense in dotted Swiss, calico, gingham or cretonne. When she is a bride and furnishing a more sophisticated room, she will buy a ready-made frame and hang it in taffeta or satin, with an unframed mirror above (continued on page 42)





*Of walnut, and with a top which opens to disclose mirror and compartment for powders, etc., is this *poudreuse* above. (Stern Bros.)*

Draped in colorful chintz and with the little stool covered with matching material, the dressing table at left opens to disclose drawer space. (Frederick Loeser & Co.)

Another type of draping, and a bit more formal, is the piece at right. Silk or taffeta may be used attractively here. (Frederick Loeser & Co.)





Drawings by Frank Fleming

Fascinating shapes and colors in the new dressing table accessories make of this truly feminine bit of furnishing a gay and attractive unit. See

article on facing page for details of individual pieces shown. (By courtesy of Mayhew Copeley Shop, Can Die Luxe Shop, Saks & Co.)

SOMETHING NEW FOR YOUR DRESSING TABLE



Photograph by H. Victor Keppler

FURNISHINGS FOR YOUR BATHROOM

The general tendency in American homes to make useful utensils into decorative objects persists nowhere more than in the modern bathroom, where scales are done in color, clothes hampers, boot blacking sets and stools are well

designed, where such utilitarian articles as sponges and toothbrush holders are made in enchanting and colorful figures. For details see article on opposite page. (Photographs by courtesy of Bathshop and B. Allman & Co.)

Color in bathroom walls and fixtures

Fittings and fabrics that bring life and color and are appropriate for even the smallest bath

LILIAN BROOKS MORRIS

WE ARE all lovers of luxury, even the most unpretentious and simplest among us. We respond to color, to beauty, to harmony, and we surround ourselves with it as much as our purse will allow. Today we are indulging our fancy and bringing brilliance and color into our homes. No room takes more kindly to such treatment than the bathroom. This is ordinarily not a large room. Its floor and walls are limited in size, its windows in numbers. It will require therefore no vast sums for rugs, wall coverings or curtaining. Here, then, is a splendid opportunity for the housekeeper working on a small or a large budget; for beauty, fortunately, is not measured by the dollar sign and neither is charm, convenience or color.

In the suburban cottage, in the small apartment in town, in the quaint old house that the family have long considered almost hopelessly inconvenient, new and satisfying bathroom effects can be installed, each one suited to its environment. The variety and beauty of the new plumbing fixtures and bathroom equipment, the new tiles, paints, plasters, linoleums, and bathroom linens now bring this modern note within the means of almost everyone.

In placing the actual bathroom equipment first on the list we are but giving due prominence to the remarkable change in these fittings that has occurred within the past year. Where once the white tub and lavatory were the marks of elegance we now have these articles (and every detail of the equipment) in the most pleasing shades—pale green, yellow, blue, orchid, in marble of varied veinings, or in a shining black. Made of enamels, vitreous china, or marble, with outsides of self material or gay tiles either of faience, enamel or mosaic, these come in every shade and hue. With them are sponge and soap holders to be installed flush with the wall, towel racks and hand rails, foot tubs, and sets for the tub in colors harmonious with every color scheme. No matter if you can only have a bath tub five feet long to

fit into the smallest of rooms, it, too, can be a brilliant color. The metal fittings for these new rooms have swung into line: silver or gold plated faucets, fittings of bronze or glass, fittings of that excellent non-tarnishable metal, chromium, fittings of crystal or of nickel plate, all designed for beauty with utility. Their shapes have changed, too, and we find knobs and faucets of every conceivable design—square, round, rectangular, all making for a new sense of loveliness in the home.

Where once the walls of the bathroom knew only tiles or waterproof paper these modern rooms are walled to suit the taste of their owner. The tiled wall-papers have given way to papers of richest Chinese designs and colorings, floral papers, papers with brilliant red or yellow backgrounds across which flit birds of brilliant plumage, or ships with colored sails. When wallpaper is given a coating of shellac or varnish it becomes

than a painted wall, showing ships at sea, with soft blue skies, across which float fleecy white clouds!

Plaster and the new plaster-like materials now to be had make lovely walls in color with a wainscoting of tile, inlaid linoleum, or wood panels.

As to the floors, they can be what one wishes. If they are of discolored wood, it can be repainted any color with a stenciled border to bring contrast. Or they can be of linoleum, that flooring that now holds all the beauty of marble as well as simulating the broad boarded, doweled floors of early American days.

For the curtains, it is a mere matter of choosing the material to bring greatest beauty and this at low cost. One new fabric that is as soft as silk, yet as gay as chintz is waterproof, and sells for not more than 75 cents a yard. Organdies for curtains at windows are now so made that they retain all their original stiffness when laundered. Cretonnes are moisture-proofed and there are chintzes in plain colors or figured for window shades.

Planning an extra bathroom in a home where there are a number of girls and boys of high school or college age is often a puzzle, especially when the house is small and the young people given to much hospitality. But it is amazing to see what can be accomplished with a few feet of unused space and perhaps the sacrifice of a small closet. For bathrooms and fixtures may now be bought that will fit into an incredibly small space and many a young girl in a houseful of boys may easily achieve her ideal of a private bath. Such a bathroom from a closet was built in an old house that I know. By carefully using every foot of space a three foot hall was made to open

into a bathroom five feet by three feet, exclusive of a recess to the right, measuring three and a half feet by two feet three inches.

The little tub, so compact, but quite large enough to sit in comfortably, completely fills the recess. (continued on page 62)



This modern bath has a floor of rose tile, tub and other fittings of pale sea foam green, walls a dull ivory tile, with a rose shower curtain. The plumbing is of chromium, and therefore non-tarnishable. (Courtesy C. F. Church Mfg. Co.)

waterproof and also assumes a mellow hue most attractive.

Or, the walls may be covered with chintz, it, too, shellacked. Cretonne and waterproof silks and other moisture-proof materials are used to bring color to the walls. And what could be lovelier



The quantity of Chrysanthemum bloom is in direct proportion to the care given from early spring onwards

Chrysanthemums for the outdoor garden

*Modernism in the celestial flower combines real
hardiness with large flower*

CHARLES H. TOTTY

THE ideal hardy outdoor flowering Chrysanthemums begin to bloom the third week in September and continue to give flowers for five or six weeks thereafter, under favorable conditions.

The term "Hardy Chrysanthemum" is somewhat of a misnomer, since there are so many different things that may determine whether any particular Chrysanthemum is really hardy enough to come safely through the winter unscathed. There is a dirty slaty purple variety seen around neglected houses and old farm yards, that has a cast iron constitution and lives forever, but no one wants this particular variety.

Some of the latter day Singles and some of the newer Pompons grown outdoors are excellent, however.

The time of bloom is the most important thing to consider in selecting varieties for outdoor flowers. The older or better known types of Pompons, for instance, do not bloom before the middle of November, too late to be of much service, since in most cases the frost has by that time played havoc with the foliage of this Pompon type, and the plant is far from pleasing to see.

If you are the type of gardener that wants only plants that will come along

year after year without any given care, I say do not bother with Chrysanthemums, because while the plants may exist without much attention they really are satisfactory in proportion to the time and trouble involved in taking care of them properly.

We will assume the plants have come through the winter after blooming last fall, and have put forth new growth, a few inches long. Dig them up, and tear them apart, being sure however that a piece of the original root remains on each stalk. Now replant the pieces about eighteen inches apart. As soon as these shoots begin to grow pinch out the tips to induce "breaking" (continued on page 128)


Let's plant Lilies for loveliness

*Aristocrats of Flora's Domain to adorn the
humble plot*

W. E. MARSHALL

THERE is much divergence of opinion on the cultural treatment of these floral aristocrats, but the knowledge gained from the practical experiences of the better part of two score years devoted to the care and study of Lilies should have some value to the amateur about to start growing Lilies. So here it is:

To begin with the soil—I suggest no magic soil formula, as a soil composed of equal parts of leaf mold or humus, fibrous loam, and gravel or coarse sand, has achieved success with even the most fastidious types. If the subsoil is porous,



Above: Gold-banded Lily, safely planted in spring. Left: Madonna Lily; plant in late summer. Right: Speciosum Lily, one of the best to plant in spring or fall



so that rain and moisture pass through rapidly, no further preparation will be necessary. If, however, the subsoil is of a heavy consistency and retentive of much moisture, steps must be taken to break it up to make it more suitable to the culture of Lilies.

The ideal location for a lily garden is where some taller growing perennials will afford some shade for the shade-loving types, with a clear open area for those that like sun. *(continued on page 132)*

The Regal Lily, one of the newest is also one of the very best for popular use. Easily transplanted even in growth

Rainbows for your garden

The multitudinous Iris in its gorgeous garment of color is among the most easily grown flowers

ROBERT WAYMAN




The more than a thousand varieties of Bearded Irises differ greatly in color and stature, but all are grown alike

Plant Irises where they get full sun, and remember the creeping rootstocks must not be buried in soil, nor even shaded by other plants

WHEN the ordinary person thinks of Irises, he has in mind the Pogoniris, or Bearded Iris group, which includes the Early Dwarf especially adaptable for rock gardens, and blooming (latitude of New York) from the latter part of April to the third week in May; also the Tall Bearded, blooming the latter part of May and continuing until the third week in June; and the Intermediates, so called because they are "intermediate" in both stature and blooming season. The more than a thousand choice varieties found in this immense group are all grown in the same way.

They thrive in ordinary garden soil. Select a sunny location by preference, but if full and continuous exposure to the sun is not possible, a few hours of sunshine each day will usually satisfy. They may be planted at *(continued on page 160)*



Simplified Rose culture

*Proper pruning and feeding in season
the secrets of success*

J. H. NICOLAS


IT IS just as simple to grow a Rose as any other flower—a mere matter of routine with a few rules of “do and don’t.”

Roses can be planted wherever there are a few hours of sunshine a day. An ideal location is where the sun does not strike until eleven or twelve o’clock, thus giving you more time to enjoy Roses in the bud and the delicate coloring which may soon be “eaten up” by the sun rays. Roses shaded in the morning retain their perfume longer. Roses inside of a tall hedge do wonderfully well.

A good garden soil is necessary, of course, but elaborate preparations are not. Spaded to a depth of 15 inches with the subsoil broken up to permit rapid disposal of excess water, a liberal but not excessive admixture of rotted manure—regardless of its origin, either barn or stable—and your (continued on page 126)

Kaiserin Auguste Viktoria is a popular pale yellow Rose, indeed, because it will grow almost anywhere, being almost the hardiest of the Hybrid Teas

The floriferous Mme. Caroline Testout still leads among the pinks. Blooms as shown are produced by “hard” pruning. With less severe pruning you get more flowers, but smaller of course





Blooms of quality on the Dahlia depend on a right beginning in spring with a good follow-up throughout summer

Growing plants for good Dahlia bloom

The season's steady routine from the time tubers or plants are set out

IF THE Dahlia is to reign successfully in the autumn garden, a little effort must be put into preparation in spring. Time and labor thus spent will be amply repaid during September and October.

The ideal location for a Dahlia garden is on a sloping hillside where good drainage is easily obtained, or a level with a natural gravel subsoil. Otherwise a little attention should be given to getting proper drainage.

A sandy loam will provide its own drainage, but if your garden happens to be of clay or heavy soil, spread a good quantity of hard coal ashes over the plot, raking off the clinkers, then thoroughly spade into the soil. This will permit a freer passage of air and water through the soil. Spade over the garden several times, until the soil is thoroughly friable. If this is done in the fall a cover crop such as Rye could be planted which when

FREIDA HILL FISHER



Avoid too much water. Indeed with a proper start none will be needed

spaded under in the spring will add a certain amount of fertilizer. A coating of straw-manure broadcast over the garden before digging under the cover crop will also be advantageous. Have the soil well worked over so that a handful taken from a depth of from twelve to eighteen inches will easily slip through your fingers. Conditions will then be ideal for a dahlia garden.

About a week before planting time (which varies, in different parts of our country, from May 15th to May 30th in most localities for tubers, and as late as June 15th for green plants), broadcast or scatter over your plot a good potato fertilizer, known as 4-8-6, which means it contains 4 per cent. nitrogen, 8 per cent. phosphoric acid and 6 per cent. potash, mixed with an equal quantity of bonemeal, using one pound of this mixture to forty square feet. Fertilizer thus broadcast and well (continued on page 154)


INTERNATIONAL STERLING

THE PINE TREE IS INSCRIBED ON THE BACK OF EACH PIECE



PINE TREE

PICTURE EACH WITH YOUR HOME AS THE BACKGROUND. THEN CHOOSE!



Minuet

Georgian Maid

Fontaine

Trianon

Wedgwood

FINE ARTS DIVISION INTERNATIONAL SILVER CO. MERIDEN, CONNECTICUT

DON'T...
if it's any other pattern
DO...
if it's Pine Tree

PINE TREE—delightfully original new pattern in sterling—entails a whole new code of etiquette.

For though one wouldn't—for worlds—be caught peeping at the back of any other pattern, one may—one *should* look at the reverse side of Pine Tree.

It delights one's hostess. Therein lies part of her joy in her silver. For not only does the pine tree symbol on the reverse side of this pattern say "sterling"—unmistakably—but it permits the hostess to tell such a quaint old story.

"Long, long ago, when America was but a group of colonies, her first silver coin was to be minted. The Mintmaster sought a distinguishing mark for the new money.

"And thinking, sketching, he drew a pine tree—primitive and sturdy. That pine tree image came to be known throughout the colonies as the symbol of sterling on the Pine Tree shilling.

"Today, on this very modern silver, the pine tree image means just what it did, so long ago."

Confess... If you possessed Pine Tree, wouldn't you, too, be eager to have guests look at the back of *your* silver?

▼ ▼ ▼

6 teaspoons in this smart new solid silver are but \$11. — or a 26-piece "beginner's" set but \$73.35. Matching hollow-ware is particularly distinctive.

▼ ▼ ▼

What pieces will you need first? The progression from a beginner's set all the way to an elaborate service is discussed in the most helpful of silver booklets—"Correct Table Silver—Its Choice and Use." It shows various International patterns, with pieces and prices on each.

With it will come the PINE TREE booklet, giving PINE TREE's charming history. Send 30c—a fraction of their actual cost—for both.

A.H.-4-29


INTERNATIONAL SILVER CO., Meriden, Conn.

Enclosed is 30c, for which please send me "Correct Table Silver" and PINE TREE booklet.

Name _____

Street _____

City _____ State _____



Casement-control—
beautiful, easy, positive

AT A TOUCH, you swing your casements open or shut—and there they stay! Automatically locked. Slam-proof. Secure.

WIN-DOR devices, as unobtrusive as they are efficient, give perfect casement-control from *within* inside screens. Very inexpensive; several types; all finishes. They are made to fit all sash, new or old, wood or steel. Recommended by leading architects and decorators.



This handsomely illustrated brochure tells all that you've long wanted to know about casements. A fascinating, beautiful book. Send for it today, enclosing ten cents.

Win-Dor
CASEMENT HARDWARE

THE CASEMENT HARDWARE CO.

402-E North Wood Street • Chicago, Illinois

CASEMENT HARDWARE HEADQUARTERS

The two-room apartment of a business girl

Continued from page 13

expects to see rolling hills and verdant pasture land, framed in the straight hanging curtains of chintz which show a tiny sprigged pattern of pink rosebuds and green leaves. Dotted Swiss curtains are used.

An ingenious and attractive contrivance which uses some more of the curtain chintz has been built in the corner of the room. It is a small dressing table, made of a triangular piece of wood, nailed to the wall. A double mirror, framed in a simple ivory toned molding has been added, to fit in the angle made by the corner. A broad band of chintz edged with blue pleating, furnishes a nice finish, and the chintz skirts are bound in the same way. The material was inexpensive, and the cost for making the dressing table amounted to only a few dollars, but the result is quite out of proportion to the expenditure.

The two Windsor beds which cost \$11 each have been painted the same antique ivory as the living room furniture. A simple chest of drawers which Miss Palmer purchased for \$20 stands in the corner. A tiny night table separates the two beds and holds a little blue pottery lamp with a pleated, flowered shade. A twin lamp stands on a small table near the door, and both were bought for a total of \$2 on a summer excursion in New England.

The wall treatment over the beds is effective and unusual. In the center there is a double hanging shelf, bought for 89 cents and stained ivory color. On it stands a blue pot of fresh green ivy. On either side of the shelf are two small pictures, hung at different levels, and framed with black mats, relieved by a gold stripe. Two of the pictures are simply attractive post-card etchings of foreign scenes, and the other two are linoleum cuts, framed in identical manner, and costing very little.

The carrying of the same color scheme throughout the apartment adds to the general effect of simplicity and good taste. Blue predominates in the bedroom, and the carpet is an old one which has been successfully dyed this color. A tiny hooked rug, and the flowered hangings introduce the note of rose. The bedspreads add a great deal to the charm of the room and are of blue homespun, tufted in white in the familiar star pattern.

The bedroom contains the rather unusual feature of wardrobes which are built out into the room, covering one wall completely. When I inquired

about this, Miss Palmer explained that she had reversed the door of the original closet, sealing it on the bedroom side and opening the closet into the hall instead, so that its space might be used for a kitchenette. When she first rented the apartment, the kitchenette had been in one corner of the living room, considerably cramping the space of that room.

Making a virtue out of necessity, Miss Palmer had the wardrobes built in the bedroom and then converted them into a decorative feature by the use of decalcomania, the joy of our childhood! She purchased these transfer pictures in floral designs and used them to ornament the panels on the wardrobe with excellent effect.

The bathroom has pale blue walls above its white tiling, a blue shower bath curtain, and a bath rug to match. Venetian glass bottles and toothbrush holder carry out the color scheme.

The kitchenette, which is more or less isolated from the other rooms, allows itself a certain latitude and makes use of green and red in its ensemble. It is a very tiny room indeed, but every inch has been utilized. A small white gas stove stands against one wall. The opposite side is given up to a diminutive green ice chest and a small sink, painted green on the under side. Above them is a china closet whose green background is ornamented with bright red poppy stencils. Above the gas stove, runs a shelf with a neat row of green kitchen utensils. On the middle wall, opposite the door, a jutting out of the plaster walls which was evidently found necessary in construction, has been utilized to give a nicely balanced effect by the simple expedient of constructing a long, narrow triple shelf on either side of the ridge. A set of canisters occupies one side and some attractive green glass is placed to advantage on the other.

The oilcloth used on the shelving and on the top of the icebox is a gay and colorful pattern of tiny squares in which green and red predominate. Even the dish towels have green borders which render them beautiful as well as useful.

The whole of this little apartment is an outstanding example of what can be done with a small amount of money and a larger amount of ingenuity. There are very few of us who have no inherent love of home and all that the word means, and love of home engenders the ability to create one, however limited the tools with which we work.



to firesafe homes



SUPPOSE that fire should destroy your home tonight! Doubtless you are insured against *financial* loss—but money cannot replace cherished possessions, nor compensate for the danger and anxiety that fires always bring.

Basement fires are especially dangerous and costly—at least one-third of all residence losses are due to them.

A concrete walled basement, and first floor of reinforced concrete, will effectually control this fire-hazard. It is the key to firesafe homes—the first line of defense. Even though the rest of the house may be burnable material, the slight extra expense of a concrete floor is more than justified.

The surface of the concrete floor

may be of hardwood, tile, or linoleum, or the concrete itself may be finished smoothly, tinted, and waxed—some very beautiful effects are secured in this way.

A concrete first floor increases the strength and durability of the entire house. It prevents sagging and settlement of partition walls, thus eliminating one cause of cracks in plastering.

It is best, of course, to build a house of concrete throughout—cellar, floors, walls, and roof; because you will then have an absolutely firesafe home—and at a cost surprisingly low. But whatever the materials in the rest of the house, insist upon a *concrete* basement and first floor.



If this subject interests you, send for our booklet about firesafe first floors—called "The Key to Firesafe Homes." Send for a free copy today.

ASSOCIATION *Chicago*

. . . AND FIRE SAFETY

RITTER FLOORING

Manufactured Exclusively from
Appalachian Oak



Ritter parquetry flooring in beautiful apartment building designed by Lee Callahan & Son, Architects and Builders, Los Angeles, California.

So Rich and Exclusive

Ritter Appalachian Oak Floors are rich, beautiful, exclusive. They reflect refined distinction . . . subdued elegance! What a difference they will make in your new home!

This finer flooring, with its beautiful grain and velvet-like texture, is the product of stately, sturdy oaks, slowly and uniformly grown in the Appalachian Highlands.

Consult your architect in regard to Ritter Appalachian Oak Flooring. He will tell you how it will harmonize with the other fine appointments in your home.

W. M. RITTER LUMBER COMPANY
Largest Producers of Appalachian Hardwoods
GENERAL OFFICES: DEPT. A.H., COLUMBUS, OHIO



For the modern room this dressing table, with its modernistic lamps, will be most appropriate. (Frederick Loesser & Co.)

Spring dresses for dressing tables

Continued from page 26

it and tall lights on each side with silk or chiffon shades.

Frames for dressing tables may be bought in a great variety of styles and prices, the cheapest being those with a rectangular top and one or three drawers. Indeed, for this type it is possible to use a small kitchen table. Frames with a kidney-shaped front and two movable arms to which the flounce may be hung (shown in the illustration) are a bit more expensive but even they may be purchased unpainted at prices ranging from about \$7 or \$8 to \$20, depending on the number of drawers. Some have shelves instead of drawers, but this style does not seem quite so practical, because of the exposure to dust. A variety sometimes seen is triangular, made to fit into the corner of a small apartment room, where space is at a premium.

The department store from which one buys the frame will usually dress the table for a small extra charge, but this can be done easily at home. First the frame should be painted or stained, preferably white, cream, or the predominating pastel shade of the room. Then choose the material. This may harmonize with curtains, side drapes, upholstery or walls, or it may be in contrast to them, green trimmed with yellow in a yellow room, solid yellow in an orchid room, pink and blue in a pink room. Dotted Swiss, organdy or cross-barred muslin, with seams bound in pastel shades of bias binding in color, tape or rick-rack braid, is dainty for a young girl's room, but a bit more practical is gingham, calico, cretonne or glazed chintz.

The amount of material needed varies from seven to ten yards, unless, of course, you are using a number of ruffles. The kidney-shaped

table shown in one of the illustrations, with the arm swung open, is dressed in rose-colored chintz with a white polka dot, the pleated ruffles bound with an inch wide bias seam binding in a darker shade of rose. For this arrangement, ten yards of thirty-six inch material was required, eighteen yards of binding and 2½ yards of guimpe to finish the top edge. These figures do not include the stool.

A layer of cotton batting is usually first put over the top (though this is not necessary) and the material is then laid on flat and tacked down all around the edge. It is not a bad idea to do this with thumb tacks, which may be easily taken out when you want to take off the top and launder it. This edge is finished later with guimpe, tape or flat plaits, as shown in the illustrations. It is in the design of the ruffle that the dressing table artist has a chance to exercise her imagination. There may be one long ruffle tacked to the edge of the top or to the arms, and fastened on plain, shirred, or with a broad band of flat side pleats, or two ruffles. The ruffles may be hemmed, bound in broad bands of a contrasting color, picoted and scalloped, or edged with little ruffles. Small one-inch pleated ruffles which may be used for this purpose, made of glazed chintz, may be bought in many shades. Very elaborate dressing tables may be ruffled in taffeta or almost any variety of silk, edged with gold lace and trimmed with ribbon medallions, like the skirts of French court beauties of two hundred years ago.

As to the mirrors for these tables, the most popular are of unframed glass. Single mirrors may be bought for about \$10 up; triple mirrors for about \$17 up. (continued on page 50)



From a Manor House Garden came
the motifs to grace this dignified Tapestry

BIRDS and butterflies, conventionalized flowers and vines, contribute their loveliness of outline, curving tendril and rich color to the charming assembly of ornament for this machine-loomed tapestry.

They are adaptations in simulated petit-point of those delicate forms with which ladies of Olde England adorned their silken caps, bags or gauntlets—fascinating bits of life and color from their matchless gardens.

The background of this tapestry—in yellow or peacock or a soft fawn—gives a particularly interesting play of light and shade by its unusual weave of irregular chevron stitches.

It makes an unusually handsome covering for almost all types of English or American furniture.

From every country and every age where weaving has been a prized art, F. Schumacher & Company has procured a wealth of authentic copies or adaptations of rare fabrics as well as original designs of famous contemporary artists. In velvets, brocades, damasks, tapestries, linens, chintzes—your decorator or decorating department of your department store will be glad to obtain samples for you.

*"Fabrics—the Key
to Successful Decoration"*

THIS helpful booklet will be sent to you without charge, upon request. It is planned to help the woman who wishes her home to be successfully decorated, but has not the time or the inclination to make a deep study of Interior Decoration.

Write F. Schumacher & Co., Dept. D-4, 60 W. 40th St., New York. Importers, Manufacturers, and Distributors to the Trade only of Decorative Drapery and Upholstery Fabrics. Offices also in Boston, Chicago, Philadelphia, Los Angeles, San Francisco, Grand Rapids, Detroit.



THIS TAPESTRY comes in three backgrounds—a brilliant yellow, giving a Chinese effect; a delightful peacock; and a soft fawn. The same colors in the motifs are very effective on all these grounds.

THE RICH VARIETY of color in the motifs and the play of light and shadow in the background of this tapestry make a particularly handsome covering for almost all types of English or American furniture.

F · SCHUMACHER · & · CO



SANI ONYX A VITREOUS MARBLE

THE MODERN MATERIAL

SANI ONYX is the material of today—that outlasts tomorrow.


For walls, ceilings, wainscoting, SANI ONYX is decidedly the modern mode. Distinctive new surface textures; wonderful, sparkling colors never before possible with any wall material.

And as *practical* as it is beautiful. For SANI ONYX does not crack, chip, check or discolor even after *years* of service; once installed it will outlast the building. And not a penny to pay for repairs or redecoration.

If you haven't seen the new SANI ONYX book, enriched with actual installations in full color, send at once for your free copy.

MARIETTA MANUFACTURING COMPANY

230 Brookside . . . Indianapolis



Making your own curtains

Continued from page 23

French heading or a plain box plaiting. The rings are not visible when the curtains are in place, as they are up behind the valance, yet the rings slide easily over the rods and are kept from touching any other part of the draperies.

The most practical heading for curtains generally is the French heading. Simple and easy to make, it holds the folds in place and guarantees the permanence of the attractiveness of the curtains.

Measure the window and decide what the *finished* width of the curtains should be. If the material is thirty-six inches wide and four inches must be allowed for each plait and an inch and a half at either edge for hems, it will be simple to determine the number of plaits necessary. One plait should be just inside the hem and the others spaced evenly about three or four inches apart. Figure 1 shows how these headings are made and illustrates the simplicity of the method. These headings are the most popular for curtains of heavy materials and for lined curtains in any material. Curtains which are to be drawn across the entire window with cords should have French headings.

Curtains made to "draw" should be of wide material to allow fullness enough for this treatment. The full width of fifty inches for each curtain is usually sufficient for the ordinary window. French headings and hooks back of each plait are used. The pulleys are fastened securely at each end of the rod, while the rings should be large enough to slide easily. The diagram showing the back of the curtain illustrates the method of arranging the cords. The rings at the inside section of the curtains known as the "guide" rings are the only rings connected with the cords. These cords are then slipped through the little pulleys at each end, both ends hanging down at one side, one cut a little longer than the other. Pulling one cord will open the curtains, and the other cord will close them by drawing them together.

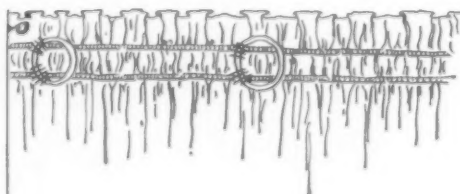
A very attractive way to make curtains of thin materials is to finish them at the top with a double row of

shirring, as shown below. Dotted Swiss, organdie, Kapok silks, thin prints and such materials make up in this way very nicely. A good strong tape should be slipped in between the rows of shirrings which will give added strength, and it is convenient to have as a backing where rings are sewed on.

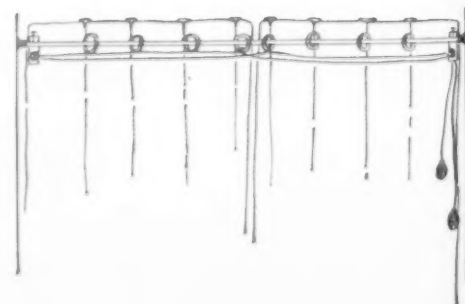
A valance or lambrequin can be easily made with a flat board fitted to the window frame. All *shaped* valances should be mounted on boards. To make a shaped valance or lambrequin it must be carefully planned. Cut a pattern of the shape desired and fit it accurately to the window. Measure the design of the pattern on the material, if there is a design, and make certain it will come in the proper place on the valance. Cut interlining of buckram the exact size of the pattern and cut the curtain material a bit larger allowing ample room for hems; lining of sateen may be used. When all hemmed and finished apply the fringe or trimming desired and then tack to valance board. The top of the board should be level with the top of the window frame; it can be securely screwed to the top of the frame with the valance material fastened to a tape and then to the edge of the board itself.

Rods for curtains are really very simple and easy to adjust. There are several different types, but either the flat or the round rods may be used successfully. The flat rods may be purchased in a very convenient form. They are built especially for the person desiring to hang his own curtains. As many as three flat rods may be used at one window, the inside rod for glass curtains, the middle rod for overdrapes and the outer one for a valance. For the ordinary window, if using a board for the valance, short rods cut to fit the window and set into small brackets at the ends are best. The illustration on the first page shows several different kinds of hooks for curtains with French headings. These hooks are designed for use with rings which slide over the rods.

Small windows may be attractively treated by using the pattern of the (continued on page 46)



Back of curtain. Attach large rings after double shirring is in place, and slip the rod through the rings



Back view, showing the method of arranging draw cords with traverse attachments



Settee 5040E, Table 3008
Footstool 5010


Authentic Reproductions that inspire "pride of possession"



Bookcase
5046½



Wood Seat
Rocker
7029 E



Gate
Leg
Tilt Table 3040

The owner of Stickley pieces enjoys more than the ordinary attributes of fine furniture. To him comes a pride of possession in having authentic reproductions of rare old Early American masterpieces.

Stickley designers work direct from the finest museum and antique collections in the country. Each Stickley piece, and there are over 300 of them, is repro-

duced as exact as comfort and construction will allow—even to the identical woods and the soft velvety finish of the originals.

Stickley has devoted his life to the reproduction of Early American furniture. Each piece bears the Stickley name, a guarantee of quality and authenticity. On display at leading dealers.

Tourists welcome at factory showrooms 5 miles east of Syracuse on main highway—Route 5.

Also displayed by Lake Placid Club, Adirondacks



Write L. & J. G. Stickley, Fayetteville, N. Y., for your copy of the attractive Stickley Booklet F, mentioning the magazine in which you saw this ad.

Early American
BUILT BY
STICKLEY
OF FAYETTEVILLE



"Beauty is its own excuse"—WHITTIER

IN GRACEFUL candlesticks... in vases daintily modelled... artistic creations of Roseville Pottery express in your home an unerring charm of beauty.

Or perhaps you wish a flower bowl... a jar... a wall pocket... a jardiniere. Many indeed are the pieces, shapes and designs in which Roseville Pottery comes... in pleasing, delicate colors... in the modernistic or in the more conservative patterning.

Truly, you will find fascination in the deft artistry of Roseville craftsmen. How effective are these Roseville pieces! How decorative!... They are meant for gay flowers and gleaming candles... They are meant to be possessed and cherished.

For more than a generation Roseville Pottery has served to bring delight to those who purchase for themselves, or as exquisite gifts... And, so it serves today... Take a few minutes to visit the interesting displays at leading stores... Surely, it will be worth while.

A profusely illustrated booklet, "Pottery" gives the interesting history of pottery. Write for your free copy.

THE ROSEVILLE POTTERY CO., Zanesville, Ohio

**ROSEVILLE
POTTERY**

Making your own curtains

Continued from page 44

material to form the design at the edge of the curtain. The square or diamond shape design of the cretonne or curtain material, is cut out to allow the points of the squares or of some other interesting part of the design to form the edge of the curtain itself. This method of trimming might be very successfully carried out with many different materials. It is especially pleasing for small windows, however. Where it is desirable to admit all the light possible, the new curtain nets may be used as overdrapes

with no glass curtain. These may either hang straight or caught back with old-fashioned tiebacks. Color may be introduced in a number of pleasing ways. The shade itself may be of plain or figured chintz, this chintz edging the net in narrow ruffles; or the figure of the net may be cut at the edges of the curtains and this pointed or scalloped edge be covered by a colored braid or bias banding. Another lovely way is to cover the straight lines of the design all over the curtain with colored bands.

The rescue of a Colonial house

Continued from page 8



The garden wall and old wrought iron gate leading directly to Mr. Durant's door

is typical of all central-chimney Colonial houses, is the new and spacious living room. When enlarging this to meet modern needs, three small rooms were thrown together. At the far end of the long living room, a large glass bay was built and in this a wide cushioned window seat constructed. Here one has a pleasant view of broad salt meadow lands in greens and bronzes, stretching away to the shimmering waters of Long Island Sound.

In this room the original paneling was retained in white. A new oak floor was laid over a chestnut plank floor and finished in shellac and wax. Here the rugs and furniture are consistently Colonial in age and design, including many rare pieces some of which are shown in the photographs.

Racing around the central chimney-piece was the children's sport in Colonial days. This feature of easy circulation from one room to another is retained in the reconstruction, the old doors still carrying their hand-wrought hardware. Behind the chimney is a smaller living room suggestive of an English gun-room. Here is a third fireplace, its faces and hearth made of cut field stone, with wide bands of mortar, providing design, texture and interest. This is now used as a breakfast room. Behind the dining room and breakfast room is a pantry and a kitchen with an efficient


electric range, a sparkling, easy-to-care-for kitchen such as modern housewives love to own.

There is only one staircase in the house but *(continued on page 50)*




The original corner cupboard in the dining room: the old paneling and wrought iron hinges are most interesting

FIREPLACE CHARM WITH FURNACE-LIKE HEAT



Photograph of a typical Heatilator-built Fireplace. Courtesy R. T. Halderly, San Marino, Cal. Glenn Elwood Smith, Los Angeles, Architect.




There'll be chilly days every spring and fall

So many fireplaces fail to give real heat—what a comfort it will be to have one capable of warming a whole series of rooms!

This is made possible by the Heatilator Method of fireplace construction—a method that adds nothing to the actual cost of the fireplace yet positively assures double or treble heat from the same fuel. Besides, it guarantees smokeless operation and complete satisfaction. Use this method when you build or remodel.

* *

The Heatilator is a heavy, double-wall metal form around which the fireplace masonry is laid. It is a complete unit up to the chimney flue, including fire-box, damper and smoke chamber. Its scientific design assures proper fireplace operation no matter how inexperienced the mason may be. The usual uncertainty about results is completely eliminated.



Heatilator as delivered ready to install

The double walls form a heating chamber in which cold air is heated and returned on the principle of a warm-air furnace. . . . Heat otherwise wasted is thus saved which equals in volume the heat of a spacious furnace register—sufficient to warm an entire small house.

The Heatilator may be used with any kind of masonry or design of fireplace. There are

a number of sizes. Savings in labor, material and fuel more than cover the cost.

We guarantee complete satisfaction, no smoke, double or treble heat, or will refund the entire purchase price plus \$20 extra to cover removal and return. If your dealer has no Heatilator on display, we will gladly send him one without charge for your inspection. Write for plan sheets free.


HEATILATOR COMPANY
548 Glen Avenue, Colvin Station, Syracuse, N. Y.

Heatilator Fireplace Unit

Before you have your new fireplaces built or your old ones remodeled, get the valuable Heatilator Plan Sheets of modern fireplaces, free. Assure yourself of fireplace perfection. Mail coupon.

HEATILATOR COMPANY 548 Glen Ave., Syracuse, N. Y.— Without charge or obligation, please send Plan Sheets of modern fireplaces.

Name _____
Address _____



Mettowee Stone

in variegated natural colors is now readily procurable from your local building material dealer. If perchance he has none in stock, write us and we will give you the name of the nearest one who does.

Your garden will take on a decidedly "dressed up" appearance this spring with a winding walk of these beautifully colored stones, just as nature made them. Even when laid as a floor in the conservatory or other rooms the warmth and spirit of summer days is brought into your home and dwells with you the year round.

Send for our illustrated literature "S"



VENDOR SLATE CO. INC.
EASTON • PENNSYLVANIA



The rescue of a Colonial house

Continued from page 46

this has the interesting feature of dividing at the first landing, one flight going to the front and one to the rear rooms. In the bedrooms are found appropriate four-poster beds, rag rugs, Winthrop desks, bannister-back chairs, and all those things which retain the consistent Colonial atmosphere of the house.

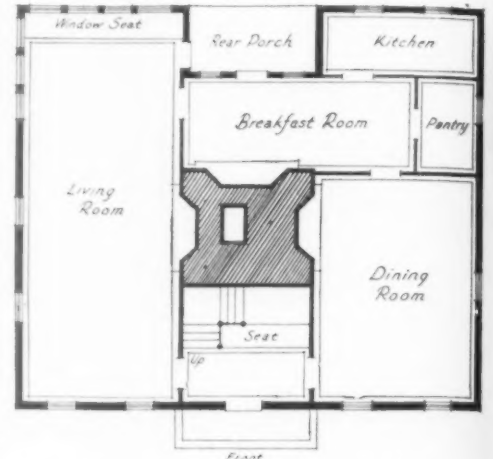
In the attic, a single beam of oak twelve by twelve inches through and over forty feet long, supports the rafters half way down the rear slope of the roof. This, of itself, is a masterpiece in wood, hand-adzed, tongued and pinned upon uprights of the same cross-section, typical of building when lumber and labor were less costly than to-day.

After the house was made handsome and habitable, Mr. Durant decided to make a walled garden of seam-faced granite. As it would not do to have this cross the front of the house, it was connected up with an ornamental wrought-iron fence and gate. The warm browns and golden hues, characteristic of this stone, provide a pleasing background to flower borders and lawns.

To complete his establishment, for all authors must have a refuge more secluded even than their own homes, Mr. Durant procured the hulk of an old schooner which was

dragged up to the bank of the creek and, upon this as a picturesque foundation, he erected a studio office wherein the muse may play without interruption. He even provided an anchor and an anchor chain to add to realism. Who would not like to set sail into the land of dreams in such a craft, on such a shore!

Throughout our land to-day our awakened consciousness of the sound home-building, home-making ideas of our early settlers is leading us to



Floor plan of the remodeled house. Note the central chimney, so typical of many Colonial houses

recognize the values of these old houses that for so long a time have stood empty and forgotten. To-day these are being re-born.

Spring dresses for dressing tables

Continued from page 42

A highly desirable addition to the table is a glass top to protect the covering from stains and dust. These range in price from about \$8 to \$22.

No dressing table is worth the room it takes unless it is properly lighted. The light should shine on the face of the user, rather than on the mirror, and for this reason tables are not infrequently placed directly under or in front of windows. In addition to daylight, there must be good artificial lighting. If an overhead drop is used, it should be at least seventy-two inches from the floor, but much more desirable are a pair of dressing table lamps. These should be tall enough to put the light slightly above the head of anyone sitting at the table, and should be slender, with small bases, so that they will not take up too much room. A very attractive style consists of eighteen inch tall, pipelike nickel stem fastened to a mirror base. For a Colonial dressing table, one may buy lamps in imitation of the old oil lamps, in glass for about \$4, in pewter for about \$20. The shades should be thin enough to allow the light to shine through. Pleated silk ones may be purchased for \$1 up, others of parchment or cretonne flower print for the same price, and others of pleated book linen in lovely, clear pastel colors for \$4 each.

A useful idea for the modern dress-

ing table is a make-up box, to rest on the top, in front of the mirror and contain powder, rouge, cream, lipstick, hairpins, jewelry and similar implements of the chase. Simple boxes may be bought of cretonne-covered paste board, or more elaborate ones of painted wood with mirror-lined tops, decorated with, perhaps, a Godey print.

Below is a list of prices of the articles shown on page 27, reading from left to right.

Top row

Amethyst glass bottles, small \$1.65; medium sized \$2.95; large \$3.95

Glass perfume bottle, \$3.45
Pair of Gray Stan glass bottles, \$7.45 each

Three Italian Pottery bottles, \$2.45 each

Left top center

Magnifying mirror, tweezers in handle, \$10

Left lower center

Clock, \$7.45

Right center

Painted make-up box, \$4.95

Bottom row

Black glass atomizer, \$7.45
Pottery powder box in black and white, \$8.50
Modernistic toilet set, silver composition, \$45
Dressing table lamp, \$45 complete

MRS. FREDERIC CAMERON CHURCH JR.

formerly Miss Muriel Vanderbilt

Has these "exceedingly comfortable" beds in her Newport Home ~ ~



MRS. FREDERIC CAMERON CHURCH JR., formerly Miss Muriel Vanderbilt, is a spirited leader of the younger set at Newport. She gives many unusual parties during the season, and the charm and originality that make her so popular in her set are delightfully present in her home.



THIS CHARMING GUEST ROOM HAS original panelling that dates back to Revolutionary times when Lord Dudley occupied the house. Mrs. Church collected the old maple pieces, and hooked rugs, and her Simmons spool beds in maple-finish "harmonize perfectly." Spool Bed No. 1850 in maple, walnut, green-and-ivory, and gray-blue finishes.

IN DUDLEY PLACE, her delightful Newport home dating back to Revolutionary times, Mrs. Frederic Cameron Church Jr., has preserved the historic atmosphere of the old house. And yet, with rare taste, she has mingled brilliant modern colorings with her fine early American pieces.


For her guest room she chose these quaint, maple-finished spool beds from Simmons, which "harmonize perfectly" and yet are "exceedingly comfortable."

Of course, Mrs. Church wanted the finest appointments for her beds so she chose Simmons Beautyrest Mattresses and Ace Box Springs as offering the utmost in comfort and resiliency.


Mrs. Church, who is a proud owner, says, "I'm enthusiastic about the Simmons Mattresses and Springs. I was glad to find them covered in damask in such interesting patterns and colors to go with the color scheme of the room."

This marvelous bedroom equipment by the world's largest makers of finest beds, springs and mattresses.

In furniture and department stores, Simmons Beautyrest Mattress, \$39.50; Simmons Ace Box Spring \$42.50; Simmons Ace Open Coil Spring \$19.75. Simmons Beds \$10.00 to \$60.00, No. 1850, \$37.50. Rocky Mountain Region and West, slightly higher. Look for the name "Simmons." The Simmons Company, New York, Chicago, Atlanta, San Francisco.



DETAIL OF INNER CONSTRUCTION of the Beautyrest Mattress, unique for comfort and long wear. Individually pocketed coils, wonderfully resilient, insure firm, uncrushable sides. Thick felt overlay and rich damask cover.



SIMMONS BEAUTYREST MATTRESS AND ACE BOX SPRING made by the world's largest manufacturer of beds, springs, and mattresses. Damask covers in six pastel shades, two patterns. The Ace Box Spring, resilient and long wearing, has stitched sides and taped edges to match the Beautyrest.

SIMMONS ACE OPEN COIL SPRING unboxed, light weight—sturdily constructed, low in price. Coils are close together to afford marvelous resiliency. Banded border protects sheets. Slip covers additional.

SIMMONS

BEDS · SPRINGS · MATTRESSES
BUILT FOR SLEEP

What the Painter Told Mrs. Robinson



House at Montecito, California. Witmer & Watson, Architects. Roof covered with Cabot's Stained Split Shakes; exterior woodwork stained with Cabot's Crested Shingle Stains and trimmed with Cabot's Collopakes (DOUBLE WHITE).

"I'll tell you what Cabot's Collopakes are, Mrs. Robinson," said a foreman painter at her house recently. "They are a paint that ain't."

When she smiled he went on to tell her seriously how the chemists have learned to reduce colors to sub-microscopic fineness, and suspend them in a vehicle of special composition—the final result being to make a finish as much superior to old-fashioned paint as the lacquer of 1929 automobiles is superior to the varnish that was used ten years ago!

And he predicted that in her town, and in every town, the use of Cabot's Collopakes instead of old-fashioned paint would in a few years become as universal as electric lights and gas ranges.

Ask your painter for Cabot's Collopakes and insist on getting them. The coupon below brings information of great interest—send it today.

Cabot's Collopakes

COUPON

Samuel Cabot
Incorporated

BOSTON, MASS. Offices also in
New York, Chicago, Philadelphia, Los
Angeles, Kansas City, San Francisco,
Minneapolis, Portland and Seattle

Please send me full information on

CABOT'S COLLOPAKES

Name

Address

A. H. 4-20



How we built our house

Continued from page 9

resident, and for this reason I went to the local national bank. I knew that a loan from that quarter could run only a year; but renewal might be possible, and if it were not, the finished and occupied house would be security for a loan from some other source.

With the property mine, free and clear, I found that the bank would lend me up to \$9500; while we did not think that this would be enough for the house that we had in mind, I knew that when the time came the difference could be raised on second mortgage.

With the money in sight, we went into what I now see was the most important part of the whole thing—the choosing of the contractor. If the house was to be all that we wanted, this was something to think about. I had had no practical experience in building, and an untrustworthy contractor would have plenty of chances to put over shoddy work that would weaken the house and to get away with almost anything in overcharges. Taking sound work as a matter of course, I wanted experience, honesty and good faith, I talked to two of our leading contractors about the matter and looked over houses that they had built; but made my decision on my lawyer's report on their general standing and financial responsibility. That seemed the safest method to follow.

The man we decided on was a designer as well as a builder, and had put up some of the best looking houses in our neighborhood. Later on, when I sold the house, I found that people took its construction for granted when they were told that he had built it. We showed him the rough floor plan sketches that we had worked out and told him what we wanted. He estimated that the house would cost \$14,700; and we signed a contract that was so simple as to be hardly more than a statement of belief in each other's good faith.

Not knowing how much money I would need I went back to the bank and signed a mortgage for \$9500, which netted \$9120 when the expenses were deducted—fees, discounts, stamps, and so on. This left \$5580 still to be raised, against which I had what was left of our \$3000 after buying the lot and paying the expenses. I was short something over \$4400, and shopped around to see what could be done on a second mortgage. The prices were high, of course; I expected that, but was not prepared for what I found.

To get what I needed I was asked to give a mortgage for \$5400, on which interest would be charged at 6 per cent. and which would have to be repaid in monthly installments over five years. Of the \$5400 I would get only 90 per cent. or \$4860, the difference being in the nature of a bonus for the privilege of borrowing the rest. On top of that I would be charged with the expenses of the transaction, amounting to \$480, so that the net cash coming in from the loan of \$5400 would be \$4380. Luckily for me I did not have to go through with that plan, for I was able to borrow \$4800 from a relative at 6 per cent. and monthly repayments

that would wipe out the debt in five years.

With the money in hand we were now in shape to go ahead, and we started on the making of definite plans.

(To be continued)

COMMENT

That a house may have the best chance for ready sale, there should be nothing about it that is different from what the average buyer expects to find. However much the former owner may have liked some unusual thing in equipment, decoration or other detail, it may not appeal to prospective buyers, and will then be a hindrance to sale.

There is no step in the transfer of real estate where good legal advice is not essential for protection. It is especially necessary in buying from a company that is subdividing and developing a large property and promising to improve it. Where an inexperienced buyer might take the word of the company that these promises would be kept, a lawyer will demand proof, and will not allow his client to make the purchase without good evidence that the company is solvent and is acting in good faith.

The risk of buying without legal advice was illustrated recently by the case of several buyers of houses in a new development. The developing company accepted mortgages that were to be paid off in monthly installments over four years, with the understanding that the properties would thus be released from the blanket mortgage held by the original seller. Two years later the company failed, and it was then found that this understanding did not exist in writing; nothing had been done to release the properties, and the owners were thus liable for the full amounts of their mortgages, with nothing to show for what they had paid. This calamity would have been prevented by legal advice.

Again, two owners bought lots and started to build on the assurance of the seller that water would be piped in. About the time that the houses were finished, however, the seller went into bankruptcy without having kept his word, and the houses stood idle and useless for six months until a neighboring village carried out the improvements. Here also a lawyer would have insisted on proof that the seller was financially responsible.

Legal advice is insurance against trouble, delay and expense, and the payment of fees should be considered a necessary part of the purchase price.

A borrower can rarely obtain as much as 80 per cent. of the value of the house and lot, and many sources of building money are prevented by law from lending more than 60 per cent. When the borrower has not enough cash to make up the difference he usually gives a second mortgage for what he needs, and this, as Mr. Brown has pointed out, is an expensive matter. Its repayment is so heavy a drain that its avoidance is the greatest (continued on page 54)

1776 *Early American* 1929 MODERN AMERICAN... BOTH WOOD

★ *For generations wood has been our standard home building material. Homes of wood are an American tradition* ★



"American Standard Lumber from America's Best Mills" is now plainly grade marked for your guidance

FINE old houses of wood. You see them today all through Eastern America.

Some of them one hundred . . . two hundred . . . three hundred years old. With all the romantic charm, the traditions of early America. American in material and architecture.

Today—all over America—wherever good-looking, well-planned homes are built, you see new houses of wood . . . typical American homes.

What a splendid tribute to wood and its remarkable endurance, adaptability, its perennial beauty!

Never out of style. Never out of date. Houses of wood take on added value with the years.

Make your own home typically American . . . use wood. Besides being always appropriate from the artistic standpoint, it is decidedly economical.

Call on the new free Consulting Service provided by the Lumber Industry. A hundred expert consultants are maintained to help you with your lumber problems . . . give you valuable advice without charge.

And remember that the Lumber Industry is becoming a great forest growing as well as lumber making industry.

The Association mills are backed by great stands of mature timber. After these are used new forests, natural, or grown by thousands of land owners and the United States Forests Reserves on one-fourth of the nation's area will provide a continuing supply.

An ample store of timber is thus insured forever if supporting markets are found for lumber products.

Know the lumber you use. "American Standard Lumber from America's Best Mills" is now obtainable both grade marked and unmarked.

If you want ready assurance of standard quality—lumber plainly printed with the mark of the expert grader—look for the grade mark.

Grade marked lumber can now be had in every species. A larger supply will be available as consumers get accustomed to looking and asking for it.

Write for further details on these new lumber services. Booklets will be sent you entitled, "Taking the Mystery out of Lumber Buying," "Industrial Reforestation," and "Houses of American Home Lovers."

NATIONAL LUMBER MANUFACTURERS ASSOCIATION

Dept. 400 Transportation Bldg., Washington, D. C.
Offices in New York, Atlanta, Pittsburgh, Boston, Chicago, Indianapolis, Dallas, Memphis, San Francisco, Portland, Ore., Kansas City, Minneapolis, Los Angeles


THESE 17 great associations affiliated with the National Association maintain particular information and service organizations that coordinate with the general services of the National staff.
California Redwood Association, San Francisco, Calif.
—Redwood
California White & Sugar Pine Manufacturers Association, San Francisco, Calif. —California Pines, White Fir
Hardwood Manufacturers Institute, Memphis, Tenn. —Oak, Gum, Southern and Appalachian Hardwoods
*North Carolina Pine Association, Norfolk, Va. —North Carolina Pine

- *Northern Hemlock & Hardwood Manufacturers Association, Oshkosh, Wis. —Hemlock, Maple, Birch and Northern Hardwoods
- *Northern Pine Manufacturers Association, Minneapolis, Minn. —White Pine, Norway Pine
- *Southern Cypress Manufacturers Association, Jacksonville, Fla. —Cypress and Tupelo
- *Southern Pine Association, New Orleans, La. —Long Leaf and Short Leaf Southern Yellow Pine
- *West Coast Lumberman's Association, Seattle, Wash. —Douglas Fir, Sitka Spruce, West Coast Hemlock, Western Red Cedar



- †Western Pine Manufacturers Association, Portland, Ore. —Pondosa Pine, Idaho White Pine, Larch
- National American Wholesale Lumber Association, New York, N. Y.
- National Association of Wooden Box Manufacturers, Chicago, Ill.
- Maple Flooring Manufacturers Association, Chicago, Ill.
- British Columbia Lumber and Shingle Manufacturers, Ltd., Vancouver, B. C.
- British Columbia Loggers Association, Vancouver, B. C.
- Hickory Golf Shaft Manufacturers Association, Memphis, Tenn.
- American Wood Preservers' Association, Chicago, Ill.

* Grade and trade marked lumber available in these species. † Trade marked lumber available in these species.



CONCEIVED in the spirit of to-morrow . . . wrought in the colors of to-day . . . graceful in contour . . . lustrous, light and durable . . . sanitary and as cleanable as plate glass—such are P&S Alabax porcelain lighting fixtures.

The modern home—done in the charming manner of to-day—requires a tasteful modernity throughout. P&S Alabax porcelain fixtures introduce just this completing note of sophisticated comfort. You pay a little more for Alabax but—you pay only once.

A brochure picturing the many lovely Alabax styles and color combinations, for every room in the house, is yours for the asking.

PASS & SEYMOUR, Inc.

Division A Solvay Station Syracuse, N. Y.

P&S
Reg. U. S. Pat. Off.

ALABAX
Reg. U. S. Pat. Off.
LIGHTING FIXTURES

How we built our house

Continued from page 52

inducement to the accumulation of a sufficient cash fund to make a second mortgage unnecessary.

The owner who looks forward to freeing his property of debt finds safety and convenience in the plan usually offered by building and loan associations. The loan, which may be 70 per cent. or even more, is paid back in monthly installments at the rate of 12 per cent. or so a year, part being for interest and the rest applied to the repayment of the principal. The entire loan will be thus cleared off in from 12 to 15 years.

Mr. Brown is right in considering the choice of the contractor to be one of the most important steps in building. It is not possible for the owner to inspect and judge every detail of construction, nor should that be his

affair; he should have such confidence in his contractor that oversight should be unnecessary, and it follows that the work should not be given to a contractor in whom the owner has not full trust.

This is not the only point to consider, however, for the contractor's financial responsibility is important in proving that he can carry the work through to completion. Many contractors operate on small capital, and if they get into difficulties the work that they have on hand is delayed and its cost is greatly increased.

An owner's first thought should be for the stability of his house, and he will be safer in awarding the contract on a comparison of the personal qualities of the bidders than on the bids themselves.

Correct service for the formal dinner

Continued from page 15

that we are giving the dinner suggested here, at the moment when we entered the dining room, we should see on the table:

1. A service plate at each place with a folded napkin placed upon it.
2. A bread and butter plate with a small butter knife on it placed to the upper left of each service plate. (These might be omitted.)
3. Glasses at the upper right of each service plate.
4. Either individual salt cellars and pepper shakers at each place, or larger ones between every two plates.
5. Dishes of nuts may be on the table.
6. Silver at each place for all courses preceding the dessert. In detail, the placing of this silver runs as follows:

The oyster fork is placed at the extreme right of the plate. To the left of the oyster fork is the table spoon (always preferred to the round-bowled soup spoon), to the left of this, the fish knife, and to the left of this, the dinner knife, which is immediately to the right of the dinner plate. On the extreme left of the dinner plate is placed the fish fork, to the right of the fish fork comes the fork for the main course, and beside the service plate is the salad fork. The edges of the knives are always turned toward the plate.

On the sideboard would be dessert plates with a fork and dessert spoon laid side by side on each, and smaller fruit plates, each holding a finger bowl, half full of water, on a doily, with a fruit knife and fork on each side.

When the guests are seated, and the napkins unfolded, plates of oysters are brought in, and placed upon the service plate. Immediately after this, small crackers or thin toast are passed.

The maids remove the oyster plates with the right hand, and with the left hand place the plates of soup on the service plates, which remain on the table during the first two courses. Rolls or thin toast are passed immediately, and as needed throughout the dinner. Olives, celery and radishes are passed.

The soup and service plates are

removed together, with the left hand, and replaced by a hot plate for fish, placed with the right hand. Platters of fish, with serving spoon and fork, are then passed to the left of the guests, who take their own portions.

The fish plate is removed with the left hand, and a hot dinner plate is placed with the right hand. Roast and vegetables are then passed.

The dinner plate is removed with the left hand, and the salad plate placed with the right hand. The salad is passed.

Salad plates are removed with the left hand. Bread and butter plates salt and pepper are removed. *This is the only time during the dinner when a plate is not in front of the guest.*

The dessert plate, with fork and dessert spoon on it, is placed with the left hand. The servants pass the dessert.

The dessert plate is removed with the right hand, and is replaced by a small fruit plate, with finger bowl, doily, fruit knife and fork upon it, placed with the left hand. The guests remove the bowl and doily and use the plate for the fruit. If the fruit course is omitted, the finger bowl and doily are placed on the dessert plate.

When presenting any dish containing food, the servant holds a folded dinner napkin as a pad on the palm of the left hand under the dish. A serving spoon is placed on all dishes and a fork of large size is added for fish, meat, salad and any vegetables that are hard to serve.

After-dinner coffee is served in the living room. Sometimes a tray of filled coffee cups is passed, with the sugar bowl on the tray, sometimes the coffee pot is brought in, the hostess pours, and the servant passes the coffee.

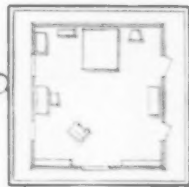
A number of questions are constantly asked about formal dinner etiquette. One of the most usual is "are bread and butter plates used for a formal dinner?" To-day, they are very often used, but not long ago they would have been thought too informal for a dinner. However, since the comfort of the guest is the first consideration *(continued on page 56)*

NUMBER THREE OF A SERIES OF ROOM INTERIORS BY AMERICA'S FOREMOST DECORATORS



John Wanamaker
NEW YORK AND PHILADELPHIA
selects the VERNEY SUITE in arranging
this Fashionable Modern Bed Room

Leading Furniture Stores Throughout America Are



Now Displaying The Verney Suite by Berkey & Gay

THE striking appropriateness of the Verney Suite for a bedroom combining style, luxury and good taste at moderate cost, accounts for its selection by the decorative staff of John Wanamaker, New York and Philadelphia, for the original and charming room arrangement illustrated above

The Verney richly exemplifies Berkey & Gay craftsmanship. The luxurious charm characteristic of the best modern Jacobean furniture—a design which Berkey & Gay style-creators have done much to popularize—is accentuated by the adroit handling of selected woods, and the lavish use of intricate, hand-carved decorative details.

The shaped mouldings bordering all drawer fronts, and the hand-matching of richly grained woods to obtain a distinc-

tive fan-like figure in the headboard of the bed, are new notes which prove again the versatility and skill of Berkey

& Gay craftsmen. See the Verney—and many other bedroom and dining room creations by Berkey & Gay—at your Berkey & Gay dealer's store. Watch your local newspapers for announcements of the special Verney display.

THE DETAILS OF THE WANAMAKER ROOM

In arranging this room the decorative staff of John Wanamaker specified the following: Woodwork, including cornice mouldings, is cream colored in restful contrast to the old white of the painted and stippled walls and ceiling. Floor of natural finish white oak boards, the edges keyed together with black walnut. Floor coverings are small domestic rugs in Oriental hues and patterns. Hand-blocked linen window curtains in Jacobean floral design (flowers in old red and violet on old ivory background)—with French

headings and linings, hang from a pole beneath a light wood cornice, painted to match the window frames. A bedspread of antique violet satin with applique of cut velvet in darker shade provides a harmonious and animating touch, which is repeated in the scarf of the dressing table. The frieze-carving of the limestone mantel duplicates the design in the strapwork of the Verney Suite. Lighting fixtures and all metal and toilet articles are of silver mat finish. Accessories include a firedog of hammered iron and sil-

ver on the slate hearth, and a white porcelain lamp on the night table. For the relative position of the various pieces, consult the floor diagram above.

These suggestions typify the contents of the 1929 edition of the Berkey & Gay "Furniture Style Book," which includes a new chapter on Art Moderne applied to furniture and is endorsed by leading national authorities on home decoration. Send fifty cents in stamps or coin for your copy.

Berkey & Gay Furniture

BERKEY & GAY FURNITURE COMPANY, GRAND RAPIDS, MICHIGAN: FOUNDED 1853.
NEW YORK WHOLESALE SHOWROOM, 115 WEST 40TH ST.



Furniture's Proudest Coat-of-Arms, inset in every Berkey & Gay piece—your protection when buying—your pride ever after.



These bathrooms are in the residence of Dr. F. A. Humphrey, Westport, Conn. Turner and Bowden Architects Harold J. McGill Heating Contractor

ROBRAS 20-20 RADIATORS Give Space in Small Bathrooms

OF course they wanted spacious bathrooms. Bathrooms in which a person could turn around without bumping into a hot cast iron radiator.

Their heating contractor, when consulted, said, "ROBRAS 20-20 Radiators, of course. They'll be in-the-wall, out-of-sight, and out-of-the-way. And not only that but they don't soil the walls and because they're brass they heat more quickly on a cold morning."

To have the radiator recessed in the wall wasn't practical in one of the bathrooms. Here they used a ROBRAS 20-20 Bathroom Unit. These units come in several sizes complete with lacquered metal cabinets.

Send the coupon below and see how much more livable ROBRAS 20-20's can make *all* of your rooms.

ROME BRASS RADIATOR CORPORATION

1 East 42nd Street
New York

Send me full details about the ROBRAS 20-20

Address

Name

A. H. 4-29

Correct service for the formal dinner

Continued from page 54

of the hostess she usually feels that the small plate is a rather pleasant addition to the table.

Another is, "How much space is it necessary to have between plates when serving a large dinner?" The answer is "room enough for comfort."

Another question is, "Exactly which dishes do the maids remove with the left hand and which with the right?" The oyster and soup plates are placed with the left hand, because they contain food, and the maid's left arm is less likely to be jostled than the right. For the same reason, the plate containing the finger bowl full of water, whether it is the dessert or the fruit plate, is placed with the left hand. On the other hand, the empty plates for fish, entrée, dinner and salad are placed with the right hand, and the plate for the preceding course, removed with the left. If both dessert and fruit are served, the dessert plate may be placed with either hand.

Many different ideas are used in table decoration, and each hostess must choose the decoration best suited to her dining room and to her manner of entertaining. In the matter of tablecloths alone, there is a wide choice. White damask is correct for any dinner, damask in pale pastel

shades, such as lavender, pale gold, pale green and ivory has become accepted in recent years, and may be used with charming effect. For a very formal dinner the cloths combining linen and lace are most attractive.

In any case, tall candelabra or candlesticks are almost invariably used, because candles are the most flattering and appropriate light for a dinner table, and low candlesticks are too informal for use on a dining table.

Many delightful table decorations can be used. On the table illustrated we have arranged flowers in the center, and fruit with two candles at either end. In another, the scheme could be reversed, with a large bowl of fruit in the center and the flowers and candles at either end. One hostess of our acquaintance, who entertains on a large scale, often uses as a centerpiece a lovely old mirror with a heavy rim of silver, on which is placed an oddly shaped silver ornament. Birds and figurines may also be used to great advantage. On one particularly attractive table that we recently saw, two Dresden china pheasants were used, each placed midway between the large bowl of Forsythia that formed the centerpiece and the two tall candlesticks set at the ends of the table.

Furnishing the room that does double duty

Continued from page 25

hope that one point is very clear. In selecting the furniture to care for this double service, don't mix types of rooms. Keep the character of the living room absolutely predominant and make the eating arrangements accord with it.

Our second problem is totally unlike this, because we have a definite space set apart for the purpose. It is, however, a very small space and it is a portion of the main room. It cannot, therefore, be treated in an entirely different fashion as in the case of the dining room that is much more set apart, even though the latter may be connected with the living room by wide doors.

It is a popular fallacy that in either of these two cases, the dining section must be treated like the living room section with regard to walls, rugs and curtains. Contrast may be precisely the design story that will make the two rooms attractive. For example, in the room shown, think of a soft green wall in the main portion of the room. Provided there is an interweaving of the contrasting wall color in the main room, why not have a soft bright yellow on the walls of the little alcove? The green of the main room goes into the pattern of the curtains of the alcove, and the yellow of the alcove will be found in curtains and in the design of some of the upholstery in the main part of the room. Likewise, if an ornamental screen is used as indicated, in green, yellow and small bits of red, the transition is easy and delightful. And best of all, instead of an alcove to a living room in which we eat, we shall have a joyous little dining room opening harmoniously out of our main living room.

There is a second very important point about this particular type of combination where the smaller room is a part of the main room. It is usually wise to arrange the furniture so as to concentrate attention definitely within the living section. The diagram gives one such suggestion, with the sofa out from the fireplace. The same result under other conditions might have been accomplished by means of a high-backed upholstered chair, or a long or heavy table jutting out into the room with chairs placed conveniently near it.

Sometimes this separation of the two rooms to express their particular purposes more attractively can be handled by the introduction of decorative wallpaper in the alcove. The outer portion of the room may be painted; it may be a plain paper. Provided that the contrast is sufficient to be interesting, and perfectly harmonious in color as well as design, the result can be stimulating and delightful. With the gay modern papers now available this makes a fascinating opportunity for a colorful nook. The furniture in this case would probably be painted.

One other point should be clearly borne in mind in these alcove eating-places in case the sharp but harmonious contrast is not desired. The furniture must then follow the character of the other furniture in the room, or it will look very spotty and out of place. If the walls are painted or papered alike, and there is no screen definitely marking a separation, then the alcove is so clearly a part of the main room as to make the question of the furniture choice quite a different story than before.



PROVE TO YOURSELF

that half your annual fuel bill is unnecessary

How Spencer owners actually save fuel costs

"I have not hesitated to recommend the Spencer Heater to friends who have made inquiry. We have used No. 1 Buckwheat coal from the beginning and it has cut the coal bill in half. While we burn the same number of tons as in the old heater, yet the price per ton is only half of that which we would have to pay for the large size coal."

—William Emerson Jones,
Dane Street Congregational Parsonage,
Beverly, Mass.

THERE'S no mystery about how the Spencer saves fuel costs. You can stand in front of a Spencer Heater in some neighbor's house and see it work. It allows fire to burn up-hill—the natural way—simply because the exclusive Gable-Grate is sloped. It allows more fuel to roll down of its own weight, as fast or as slow as it is needed, because fuel is stored in a magazine above the grate.★

Because the Spencer takes advantage of these two natural laws, it can maintain the thinner, more efficient fire bed required to burn the small size, low cost fuels formerly thought unsuitable for domestic heating. If you now use egg, stove or nut anthracite, for instance, you can save half your annual fuel bill by using No. 1 Buckwheat anthracite in a Spencer, simply because this small size fuel sells for only half as much as the same fuel in larger sizes.

Because of this great difference in price between No. 1 Buckwheat anthracite and the domestic sizes, it was only natural that the Spencer first found its way into the homes of anthracite burning communities. Yet it soon demonstrated its efficiency with any fuel. The Spencer is today accepted as the scientifically correct heater for burning all solid fuels—No. 1 Buckwheat anthracite, coke or graded bituminous coal.

In early days the Spencer cost more to make than it does now. Then it was found largely in more pretentious homes. Yet every one wanted fuel savings as great as the Spencer proved it could make. Demand for this new heater grew. Manufacturing facilities were increased and costs lowered.

Today, with a great factory producing the improved Spencers, even lower prices are possible. At present prices, even the first cost of Spencer Heaters is so little more than ordinary heaters that they are welcomed for their convenience alone, for they need attention only once or twice a day.

Yet it is in fuel cost saving that the Spencer still makes its greatest claim for your attention. Any good heating contractor can install a cast-iron sectional or steel tubular Spencer in any size, in any type of home or building, that will prove to you that as much as half your annual fuel bill is unnecessary. Spencer fuel savings are so great that the Spencer will quickly pay its entire cost.

SPENCER HEATER COMPANY
Division of Lycoming Manufacturing Company
Williamsport, Pa.




SPENCER

steam, vapor
or hot water

HEATERS

On the left is the newest style Spencer Heater, made with or without the colored steel jacket, and in sizes to heat any home from bungalow to skyscraper or small business buildings.



★ **The Spencer scientific principle**

Once a day fuel is put into the magazine, through the upper right hand door. Fuel rolls down of its own weight to the sloping grate below, filling the grate up to the level of the magazine mouth. The fire bed stays at this level, for as fast as fire burns fuel to ash, the ash shrinks and settles on the Gable-Grate, gradually lowering the entire top of the fire bed. As fast or as slow as the fire bed top is lowered, more fuel rolls down bit by bit

from the magazine. Fuel feed is by gravitation—no mechanical parts, no smothering and deadening of the fire. Uniform depth of fire bed gives maximum efficiency with minimum fuel cost. Spencer Heaters, sold and installed by all good heating contractors, bring modern convenience to the neglected cellar. Write for the Spencer book, "The Fire That Burns Up-hill." It describes the Spencer scientific principle in detail.





DECORATE
YOUR WALLS
this fashionable new way

IF you are tired of seeing the same wall treatments every place you go . . . if you would like to create in your own home an air of distinction quite out of the ordinary . . . you are going to be delighted with the new decorative possibilities offered by Driwood Period Mouldings in Ornamented Wood.


Until the introduction of Driwood, the use of decorative wood mouldings for cornices, wall panels, door heads, etc. was prohibitive—unless you were willing to pay the price for hand carving.

But, so inexpensive are Driwood Mouldings that they are available even to small homes . . . for use in a single room, a hall, or foyer, or throughout an entire house or apartment. They are equally inexpensive to *install*, for any carpenter can do it. They are equally inexpensive to *maintain*, for they will never chip or crack.

Ask your architect, decorator or building material dealer to

DRIWOOD
TRADE MARK REG.
PERIOD MOULDINGS
in ornamented wood

Close-up of Driwood Cornice used in interior above



Driwood Mouldings were also used for the wall panels

help you make a selection from the 119 Driwood Mouldings shown in our Catalog, according to the furnishings and period of your own interiors. Or mail the coupon below for copy of our new picture book, "Fashionable Walls." It contains actual photographs of many interiors in which Driwood Mouldings have been used, photographs that will give you suggestions for enriching your own home this inexpensive way.

HENRY KLEIN & CO., Inc.

General Sales Office. Dept. K, 11 E. 37th St., New York

Branch Offices in

Boston . . . Detroit . . . Philadelphia . . . and Pittsburgh

General Offices and Plant Elmhurst, N. Y.

HENRY KLEIN & CO., Inc.
Dept. K, 11 East 37th St., N. Y.

Please send a free copy of "Fashionable Walls" to . . .

Name

Address



The backyard runs down to the sea wall, and is well planted with apple trees

10 Harding lane

Continued from page 10

a hundred years, but its early story we must merely imagine and can but add our own chapter to the tale. In its present state the story bids fair to end happily for it holds in one small place amazing combinations of attractions which have worked together to produce an effect altogether charming. There is the fascinating old story-and-a-half architecture, simple and austere, readjusted to provide the comfort and the conveniences of modern days; there are neighbors a hand's throw away; and shops near by which cater to every need; yet we feel the seclusion of a tiny farmhouse in the country. In the front yard we can sit under apple trees and watch at a distance the passing motors and life of the busy little village. In the backyard we can sit at the edge of the sea wall and count the hundreds of sails in the harbor, or lie sunning on the rocks and watch the sea gulls. It keeps its distance from the highway by a deep lot, well dotted with apple trees, whose foliage hides the constant traffic. At the lane side of the place runs a white picket fence with its hospitable entrance gate; on the other side, a rock wall bounds the cove where the lobster men land their dories.

The rear of the house with its little grass terrace, rocky point, and private

beach looks out past a low island to the open ocean beyond. Here one feels a seclusion which would hardly seem possible with neighbors so close by. At one side of this terrace and along the fence thrives a garden which, though actually only one year old now, has been so carefully planted in sympathy with its surroundings that one feels it must have been there always. There is a mass of color and profusion of bloom in this garden plot which "just grew," a charm that a formal garden of necessity loses. Calendulas, Zinnias, Poppies in clump and scattered here and there a stately Foxglove or Delphinium, Marigolds in great abundance, Bachelor Buttons and Snapdragons, all joyously gathered together to produce a glorious effect. About the house itself grow age-old Lilacs, Phlox, and many perennials in an old-fashioned box bordered bed, each blossoming in turn and producing an ever-changing frame for the little white house. Along the edge of the rocks grows a patch of Scotch heather, and from the rock crevices spring up bright colored patches of rock plants with here and there a haughty Iris. The fortunate owners have already made this place a garden picture and they have only just begun.



At the rear of the house is a rocky point, and along one side of the terrace is a flower garden where thrives a mass of colorful flowers



Watchapey Farm, home of Mrs. Ada B. Mitchell, Charlestown, R. I. Painted with Outside Barreled Sunlight

Glowing with *New Beauty* . . . garbed in this *Whiter White*

NO LONGER do all white paints look alike. A new product has brought a new distinction to exterior painting.

Enthusiastic letters are coming in every day from owners of homes painted with Outside Barreled Sunlight. They say their friends and neighbors are frankly curious and admiring . . . Painters are proud of the effects they get . . . All agree that this is the whitest, most strikingly attractive white paint they have ever seen.

This instant, wide acclaim would be impossible if Outside Barreled Sunlight were just another paint. *It is actually the crowning achievement of twenty years' specialization*

on white paint exclusively. The gratifying result of our fixed determination to produce the very finest exterior white paint that we could make.

Outside Barreled Sunlight costs a few cents more per gallon, but in addition to greater beauty it has extreme durability.

So even-wearing, it is in good condition when repainting becomes desirable.

Mail the coupon for a free copy of the booklet "The Whitest White House in Town."

U. S. Gutta Percha Paint Co., 7-D Dudley St., Providence, R. I. Branches: New York—Chicago—San Francisco. Retail dealers everywhere.

The distinctive, fresh beauty that Outside Barreled Sunlight can give to fine homes is strikingly exemplified by "Mount Vernon," home of George Washington, recently painted with this new product. Visitors say that the stately buildings now fairly sing out with sparkling, lustrous whiteness.

The twin products for cleaner, more beautiful homes—inside and out.

Outside Barreled Sunlight is made by an adaptation of the exclusive Rice Process which perfected Interior Barreled Sunlight, the satin-smooth, dirt-resisting paint enamel used on walls and woodwork in thousands of fine homes. The new product is in every way a worthy companion of the old.

Both forms of Barreled Sunlight are sold in cans of all sizes, 5-gallon buckets, and large drums. Extremely easy to tint with oil colors. Quantities of 5 gallons or over tinted to order at the factory without extra charge.




OUTSIDE Barreled Sunlight

Reg. U. S. Pat. Off.

U. S. GUTTA PERCHA PAINT CO.,
7-D Dudley Street, Providence, R. I.
Gentlemen: Please send me free copy of your booklet "The Whitest White House in Town."

Name.....
Street.....
City..... State.....
Send free can of Outside Barreled Sunlight to my painter. His name and address are given in margin below.



These modern linoleums cost money —protect yours with Bassicks

THOSE bright linoleums that liven your rooms and beautify your home. They cost money of course, but they are worth every dollar they cost. Certainly they are worth preserving. That's why linoleum men urge the use of Bassick Casters and NoMar furniture rests. They know Bassick Casters save linoleum from scratches and scars...know that NoMar Rests prevent ugly dents and breaks in linoleum where heavy furniture stands.

The cost is small. They will add years to the life of your linoleum—and they lighten housework, too. Ask your hardware or house furnishing dealer—he knows.



NoMar Rests — the last word in floor protection

NoMars were invented to spread furniture weight. That's why they save the pile of carpets from matting in unsightly spots—why they protect linoleum from being pitted and pock-marked.

The smooth surface of NoMars is carefully beveled. The edges are rounded. There's not a single sharp angle to scratch, tear or cut. In kitchens, living rooms, in business offices . . . wherever floors deserve care, NoMars have proved their worth. Use the coupon below to get the whole story . . . or go to your hardware or house furnishing dealer for your first test.



BASSICK

NO MAR RESTS

NoMars are packed 4 to a set, with sockets. Four sizes for light, medium, heavy and extra heavy furniture.
Size
Width No. 1 No. 2 No. 3 No. 4
of Base 1 1/4" 1 1/2" 2" 2 1/2"
(set of 4) \$.75 \$.80 \$ 1.05 \$ 1.50

Furniture rolls so easily on Bassick Casters



Furniture that must be tugged and pushed and hauled across the floor is as out of date as the old time ox cart. The modern way is to install Bassick Casters. They roll so lightly . . . without back breaking effort . . . without damage to the most costly floor. Can you afford to keep on pushing and dragging in this modern age?

Let us send you our new service booklet with its helpful ideas. Just clip and send the coupon. Or, better still, go to your dealer and get the Bassicks you need . . . enough for every piece of furniture that must be moved.



CASTERS

Bassick casters are packed 4 to a set, with sockets. Many styles; three sizes, for heavy, medium and light furniture. Write for the new Bassick Caster and NoMar furniture rest booklet to guide your selection.

Bassick Casters, No Mar Rests and Bassick Period Hardware are the finishing touches of excellence for fine furniture

THE BASSICK COMPANY, Bridgeport, Conn.

You may send me the illustrated new service booklet which tells where and how to use Bassick Casters and NoMar Rests

Name

Street and No.

City

State

Color in bathroom walls and fixtures

Continued from page 29

The upper walls are of plaster painted a pale salmon rose. The lower walls are of faience tiles in a deeper rose, the floor of faience tiles in a deeper rose and the shower curtain in the deep rose to match the floor. The fixtures are white (they could be a pastel blue, cream or mauve, if desired) and the small hand basin measures only fourteen by twenty-six inches! The accessories (meaning all the fixtures) are attached to the wall or concealed in the wall, thus conserving every inch of space.

If tiles are too expensive for such a bath, a brilliant flowered paper heavily varnished, for the sidewalls, with a rose colored shower curtain, and a floor of waxed and polished linoleum in two tones of rose, would prove as effective and just as delightful as the more expensive treatment.

Yet many of us who intensely love color will look ruefully at our elaborate white tile bathrooms and feel that they represent too great an investment to be discarded. When they were built, they were the last word in sanitary perfection and the Head of the House listens in surprised and hostile wonder as we sound him on the possibility of changing them. He reminds us that when the bathrooms were planned, we argued that only the most expensive fixtures should be installed, as such bathrooms would last a lifetime.

But we need not despair. A white tile bathroom can be given the new color sparkle by a little ingenious study. The upper walls (unless they are tiled to the ceiling) can be made brilliant by paint, waterproof fabrics or glazed papers, the shower curtain can be had in the inexpensive waterproof materials to produce a dazzling effect, the rug on the floor, the little stool, the medicine and toilet bottles, the linen that must be renewed, can contribute to our craving for color.

The paint on the woodwork and on the medicine chest (if it is of wood) can be newly treated to harmonize or accentuate our color scheme. But in changing the woodwork, be sure that all the paint is entirely removed and the natural wood sandpapered before the new paint is started. This produces a finish and a clarity of tint obtainable in no other way. With harmonizing or contrasting colored glass accessories, new globes on the lighting fixtures giving an effect of sunlight, a well matched or subtly accenting rug, frosted or colored glass covered by a grille in an appropriate design on the window or even a colored chintz shade, the white tiled bathroom which now makes us think so shrinkingly of an operating room can be metamorphosed at a comparatively small expense into a place of colorful delight. For many of us now

realize that we are strongly affected by color and that if we once find the color that brings peace to our tired nerves and a sense of delight as we look at it, we will find that our morning tub will start the day for us to a happier tune.

One pleasing change from the ordinary in a new bathroom is to have the lavatory placed directly under the window. This was especially effective in a room seen recently where the window was set in a deep embrasure. The unframed mirror was mounted against the window with the side walls of the jamb holding narrow shelves for toilet accessories and medicine bottles.

Many of the new bathrooms are taking on the functions of a dressing room and to meet this need are small dressing tables of every kind, marble, pewter-topped, of glass and various woods painted and unpainted, these to be used draped or undraped as desired. For these as well as for the simple shelves and medicine closet are glass bottles (labeled) of clear or colored crystal to bring not only color and a sense of luxury but utility as well.

Still another small fixture that is greatly to be desired is a special small lavatory, intended solely for dental operations. This removes this necessary cleansing procedure from the hand basin and will prove a welcome addition to bathroom comfort, and should be considered wherever space will permit.

The following is a list of the individual objects shown on page 28, reading from left to right.

Top row

- Bench—pearl top in color, \$24.50
- Shoe polishing box—pearl top in color, \$55
- Hamper—trimmed in colored pearl, \$42
- Wash cloth and towel—plaid in color, \$3.50

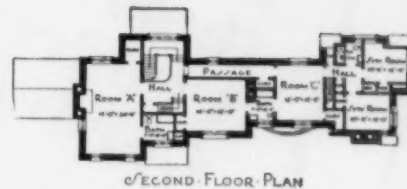
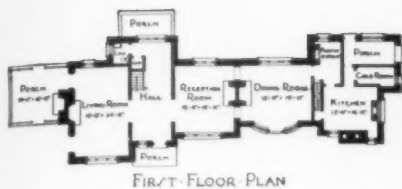
Second row

- Bath salts in modernistic container, \$1.95
- Salts jar, tumbler and soap dish—in cloudy glass, \$6
- Black and white striped bottles, \$20
- Tumbler and bottle set—striped in color, \$5

Bottom row

- Sponge with flower ornament, 50 cents
- Sponge figure for child, \$1.75
- Bathroom scale, \$14.75
- Fancy soap figures, 50 cents to \$1
- Shaving brush holder, \$1.75





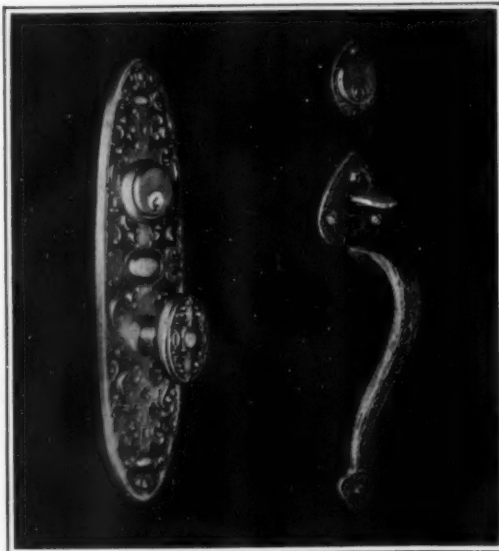
Carl A. Zeigler, A.I.A.
Architect

*Sargent Hardware designs
in harmony with the rambling English dwelling*

THE BEST HARDWARE IS MORE BEAUTIFUL AND MORE PERMANENT
... MORE THAN WORTH ITS SLIGHTLY GREATER COST

Quite likely, at least in your own mind, you are building a new house—a home to be personal and distinctive. English, French, Spanish, or Colonial—the style will be adapted skilfully to your particular wants and needs. In decoration and trim it will blend those many ideas stored up during years of observing, comparing and selecting. Each room is planned carefully, even to the small but all-important details of finish.

Here is where Sargent Hardware will help you. For your new home you want the best hardware—dependable, smooth-operating, and non-rusting. Hardware that needs no replacing while the building stands. Then, you must have a design to




The two pieces shown above are suggested for exterior use with the alternative designs shown at left and right. Escutcheon No. 7896ER with Knob No. 1913ER; Door Handle No. HF2661.

Each piece is beautifully finished, perfectly machined, smooth in operation, and of solid brass or bronze.


Sargent Hardware is a worth-while investment costing little more than ordinary hardware, and repaying you many times over in its greater beauty and in its permanence. The cost of the complete finish hardware for this English dwelling is only about 2% of the total building cost. Hardware, however, necessarily varies in cost in different sections.

Our illustrated booklet, "Hardware for Utility and Ornamentation," will be sent you on request. You will find it interesting and instructive. Sargent & Company, 48 Water Street, New Haven, Conn.



Escutcheon No. 705ER with Lever Handle No. 1143ER; Door Knob No. 1912ER with Rose No. 265ER; Key Plate No. 870ER.

do its part in expressing your entire scheme of decoration. Whatever this may be, Sargent offers many designs to choose from—each one authentic, exact reproductions or artistic adaptations of the master designers. Sargent prescribes the hardware illustrated on this page for the English type residence pictured above.



Door Knocker No. 43; Rim Lock No. HFEM3549; Knob and Ring Handle No. HFEM1065; Escutcheon No. HFEM560.

SARGENT
LOCKS AND HARDWARE

YOURS— protect them— Children, Pets, Gardens and Property

53 Service Plants erect fence everywhere—Chain Link and Wrought Iron fence, gates and arches—write today for name and address, Page Fence Association, Dept. 14, 215 N. Michigan Ave., Chicago, Ill.




"Boundary Lines" is packed full of information on the ornamentation and protection of property lines. Your name and address bring it.



America's first wire fence—since 1883

PAGE

CHAIN LINK, GALVANIZED
OR COPPERWELD
—ORNAMENTAL
WROUGHT IRON
FENCE



Investigate! Page Fabric available in Copperweld non-rusting wire—no painting—reduced upkeep—lifetime service.

Screening your home for health

Continued from page 11

be examined every year before they are put up to make sure there are no small holes in them. Careful fitting to the windows is another cardinal principle of screening. A small crack or slit between the screen frame and the window jamb may undo all the good you hope to accomplish by providing screens.

The only useful screen door is one that fits and is kept closed. A spring to make it close after the careless, and a latch to keep it closed are necessary. It is well to cover the lower half of the door on the inside with a reinforcing section of so-called hardware cloth, a coarse substantial wire screen with about a quarter-inch opening between the meshes. This will protect the bottom panel of the door from kicks, the carelessness of children and the impatient scratching of dogs and cats.

One writer on the subject of screening for mosquitoes recommends that, since mosquitoes are apt to gather on the sheltered leeward side of the building rather than on the windy side, it is well if a door on that side is frequently used to build a little vestibule of screened material about it. If there is a vestibule in front of the door proper, so that the second screen door is not opened until the first is closed, the chances of entrance by mosquitoes is very much decreased.

Not only must the doors and windows be screened, but chimneys also. Unless either the chimney or fireplace is screened, mosquitoes in abundance will descend into the house by this route.

An important corollary of *Keep your house screened is Keep food covered*. So long as there is one fly in the house, food should never be left uncovered. Speaking of covering up food, we come to garbage cans. Garbage is a great fly lure and also may offer the fly a few germs to carry on its way. A tight fitting garbage can cover, always kept in place, should be one of the first considerations of house wives.

The house that is thoroughly screened against enemies of health has its cellar windows covered with tight screens of netting reinforced with hardware cloth. In this way, flies and mosquitoes will be kept from entering by way of the cellar, and also rats and mice, both of which may bring disease into your home. Make sure that there are no mosquito breeding places outside the cellar windows. Little pools of stagnant water often collect in the ground where it has been dug out for the window. A drain pipe inserted here covered with a wire sieve to prevent leaves and earth from stopping it up will keep the ground dry.

Screened from chimney to cellar, a house is comfortable in two ways. Its occupants are saved much discomfort and annoyance and also they can have the satisfaction of knowing that they have taken a very important precaution against attacks of communicable disease. Furthermore, they are contributing to the well-being of the whole community by preventing the spread of disease from one home to another.

Imported pottery you can buy at home

Continued from page 14

synonymous has done much to popularize the heavier types of pottery, such as earthenware and stoneware. Porcelain is also pottery, since the term refers to any article which is made of clay and fired, but we will not touch upon this translucent type of tableware in this article. One strong point in favor of the vogue for foreign pottery is its comparative inexpensiveness. In the days when elaborate and fragile porcelain was the rule, it was difficult for the housekeeper of modest income to vie with her richer sisters in the tastefulness of her table. To-day everyone with good taste has an equal chance to have a charming table service. Economy of design and clever use of color is the guiding principle.

English earthenware firmly entrenched itself in the latter half of the eighteenth century, and such names as Wedgwood and Spode have echoed down the years. We have come a long way since two apprentice potters simulated idiocy in order to acquire the deepest secrets of their master's trade, but the same potteries are still providing our household ware and are turning it out at prices which make it possible to buy the best. Wedgwood, for instance, in the famous Ferrara pattern which centers an old print in a garland of flowers, is priced at \$45 for a complete service for six people; this includes some fifty-five pieces. While this design is more elaborate in character than

many which are now popular, it is delightfully quaint in red or in green.

Many people prefer to make up their own services, using different patterns for each course. I have even seen the wares of various nations blended successfully at the same dinner table. This is particularly true of peasant pottery, as there is a certain similarity of texture in the work of the different countries. A luncheon table spread with a cloth of Deruta lace and set with earthenware from Spain, Italy and France makes a feast for the eye!

Italy has been more than abundant in her output of late. The patterns and effects vary tremendously. Some are copies of Della Robbia ware, which implies raised decoration in the form of flower garlands. Others have the surface almost entirely covered with tiny painted floral designs in bright and charming colors. Italians seem especially fond of yellow—perhaps an effort to catch some of their rich sunlight and imprison it in the clay of their pottery. Another type of Italian ware that is found in tea sets of solid color is heavy in texture and has handles which are made in the semblance of parrots or macaws.


Italy has adapted her pottery to American uses, and most of our ideas are anticipated in this ware. For instance, one can buy little condiment sets, cheese (continued on page 66)

ADEQUATE HEAT FOR EVERY ROOM GUARANTEED



**“It’s warm hospitality
to entertain in the kitchen . . .”**
began Mrs. (Cold Family) Robinson

“Out here in the suburbs we always say it’s a sign of friendship to even let anybody see the kitchen. So we thought when you Greens came, we’d entertain you here. Isn’t it nice here?” She cooed and smiled and busied herself with the deal. Mr. Green sneezed and Father turned on the other jet of the gas oven.



But Mrs. Green hadn’t been born green. And having entered the kitchen via the living room, she knew the whole house was cold as a barn. “We’ve just remodeled our home,” she said, apparently apropos of nothing, “and we used the International Plan of Heating. We got a guarantee of up to 72° for every room in any weather.

It works splendidly.” “Stop chasing that dog around,” snapped Father as Junior and Rex burst into the kitchen, upsetting the bridge lamp. “But exercise helps you get warm,” replied Junior. “It’s so cold upstairs we can’t study. And Sis has gone to bed,” he added. . . .

Don’t be a “Cold Family Robinson.” . . .
Have plenty of heat for every room when you want it. The International Heater

Company and selected representatives throughout the country have perfected a plan which absolutely guarantees adequate heat (up to 72°) for every room in any kind of weather.

This applies both to residential and non-residential buildings of every kind. It covers both the boiler or furnace and the all-important work of *installation*.



This plan is attractively economical; but above all, it completely eliminates the problem of comfort in every room throughout the year. And its use adds immeasurably to the value of properties. Write for booklet fully describing this Plan.

INTERNATIONAL HEATER COMPANY

UTICA, N. Y., U. S. A.

MAKERS OF WARM AIR FURNACES AND STEAM AND HOT WATER HEATING BOILERS

“Complete Heating Systems Guaranteed” tells how the International Plan guarantees the heater and the installation. “Helpful Heater Hints” is the most authoritative work on operating a heating plant. Check coupon to the right for either or both.

INTERNATIONAL HEATER CO., Utica, N. Y. [Dept. 300]
Without charge or obligation send me [] “Complete Heating Systems Guaranteed,”
[] “Helpful Heater Hints.” Type of building.....
Heater..... Fuel.....
Name and address.....



Solid Comfort for Next Winter

Now, while last winter's performance of your heating equipment is fresh in your mind, is a good time to plan for next winter.


Has your house been warm and comfortable, even in the coldest weather?

Was there one particular room that would not keep warm?

And how about your fuel bills? Weren't they rather discouraging?

With a Kelsey Warm Air Generator your troubles will be at an end, so far as heat is concerned. The "hard-to-heat" room will be taken care of by a special device which sends a larger amount of heat directly to that room.

Your fuel bills will be the least of your worries. The unique, scientific construction of the Kelsey makes it a marvel of economy whether you use coal, oil or gas.



Cool Air in Summer

During the hot days and nights of summer the electric fan in the cold air duct will keep a current of fresh cool air circulating through every room at negligible expense.

Our booklet "Kelsey Health Heat" will tell you about the construction and operation of the Kelsey, and we shall be glad to give you any further information you may desire

THE KELSEY HEATING COMPANY

231 James St., Syracuse, N. Y.

BOSTON—60 Sudbury Street
4 Merrimac Street
NEW YORK—565 Fifth Avenue

Brockville, CANADA
Dealers—Principal Cities

KELSEY HEATING COMPANY
231 James Street, Syracuse, New York


Without obligation please send me your Free Booklet on Kelsey Health Heat. I have a room house.

NAME

STREET

CITY STATE

Note—Arrangements can be made to purchase a Kelsey Heater on easy payments



Even the conservative Limoges potters are creating modern designs

Imported pottery you can buy at home

Continued from page 64

dishes, hors d'œuvres plates, salad bowls and many things dear to the American housewife which the native Italian rarely, if ever, uses. Among the Italian designs, several which are attracting a good deal of notice come from a pottery at Lavenia. They are hand-painted, under the glaze, in quaint patterns in which the human figure and tiny marine scenes often occur.

The human figure is also a distinguishing mark of Quimper pottery, made in Brittany under the old "patron" system. This pottery is made at the factory but the painting is done at home by natives in the fashion of "piece work." Quimper is delightful when used with French provincial furniture. A salad bowl of this ware, filled with crisp leaves of green lettuce, and served with bread and cheese adds a flavor to the meal that is not contained wholly in the food.

A tea set which also comes from France is made at Limoges and shows the modern influence in its unusual line which is based on a full circle. It can be had in lovely and distinctive shades of light and dark blue and yellow. Teapot, sugar bowl and creamer are flattened spheres with the necessary spouts and handles added, but the result is, happily, more charming than bizarre. A service for six costs \$19.50 and includes cake plates.

From Germany come the delightful "blue-plates" showing hunting scenes and black and white, chintz-like floral patterns, or blue marines on creamy grounds. The "blue plate" is of course, a large dish with subdivisions for meat and vegetables. Many restaurants have adopted them and thrifty housewives are beginning to favor them for the intimate family meal or for summer homes. They save an infinite amount of service and of dish-washing, as the food is served in the kitchen and brought in on individual plates for each member of the household. These dishes cost \$1.50 each, in the German earthenware I have described.

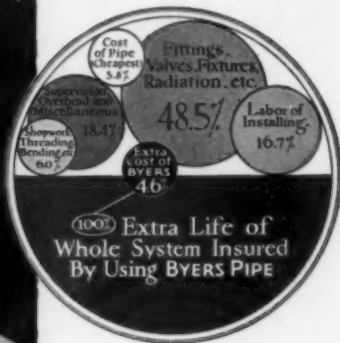
The pottery from Czecho-Slovakia is distinguished by splashy floral designs in gay colors. A salad bowl of this ware, with accompanying fork and spoon having handles of the pottery in the same pattern, sells for \$3.95 and is a colorful note when used with crockery of a solid tone.

Swedish earthenware shows modernistic tendencies and bears a certain resemblance to the German contemporary pottery in the soft, subdued tones which it uses. Fruit bowls, vases, and other occasional pieces of Swedish ware make interesting and effective breaks in a more usual service. Of the distinctly modern type is a little black and yellow tea set shown at a recent exhibition. The shape was unusual and charming, and the sixteen pieces could be had for only \$14.89.

Dutch potters seem to be concentrating on the decorative piece rather than on tableware. Vases, bowls, large plates, ash-trays and lamp bases evince a real grasp of color harmony and dignity of form. The mottled effect is used a great deal and the glaze shows an interesting and varied range. One small dish, probably designed as an ash tray, employs a conventional motif for its sole decoration but the blending of orange and mauve reveals a consummate artistry. These little plates would be delightful for salted nuts or tiny sweetmeats. Whole breakfast or luncheon sets may also be had in gay yellows, blues and black, these sets consisting of six of everything. Best of all they cost but a song! The divided plates in a soft old ivory with blue and orange motifs sell for about 50 cents.

There is a close affinity between Spanish and Italian pottery, although the former country seems to be more interested in the production of glass just now. The texture is about the same in both cases, and the coloring is fairly similar. Bright yellows, reds, and blues prevail and the designs are apt to be somewhat intricate.

The simple apartment and the country house are the proper settings for this delightful pottery of all nations which brings into our homes a piquant whiff of foreign atmosphere. With a little imagination, and a certain amount of Quimper on the table, an American seaside bungalow becomes a quaint little cottage on the coast of Brittany. A dark afternoon is brightened by a sunny yellow tea set from Italy. The charm of foreign earthenware is undeniable. It is simple, natural and unaffected. It does not try to be anything but itself and apes no grander models.



"You can't save money by skimping on pipe!"

It will cost you about 5% more, Mr. Curtis, if you authorize the use of wrought iron. And it will give you double service, no doubt.

How does this 5% idea come in? The cost would be double, wouldn't it?

No, Mr. Curtis. When you order a pipe installation, what you buy is not merely pipe—that's the smallest part of it—but labor, fittings, hangers and a lot of other things which amount to ten or twenty times more than the bare pipe cost. Anything that doubles the life of the pipe, doubles the life of this investment. Anything that destroys the pipe, wipes out this investment. So it must be considered all together. Here are the figures. I'm thinking for you as I should for myself, if I were to build.

I confess that's a new view to me. Do technical men on big industrial or

commercial buildings argue as you do? They do, as a rule, with clients who are building for their own use or occupancy. There are some projects, of course, in which immediate costs alone are counted and the future is left to take care of itself. But more and more genuine wrought iron pipe is going into first-rate buildings on the advice of first-rate men.

Well, this is to be our home. I don't want to be penny wise about it. Did you say the extra cost was less than a hundred dollars for the plumbing and heating?

Yes, about that. Very well, Mr. Heath. Let the specification stand. Genuine wrought iron, of Byers make.

A. M. BYERS COMPANY
 Established 1864 Pittsburgh, Pa.
 Distributors in all Jobbing Centers



A. M. BYERS COMPANY
 Pittsburgh, Pa.

I will give your booklet "The Installation Cost of Pipe" a careful reading. Without obligation send a copy to the address below.

Name

Address

City.....State.....

BYERS PIPE

GENUINE WROUGHT IRON

CONCEALED... AND HOW!



"I CAN'T FIND THE RADIATOR, MA'AM"

"OF course not, my good man. This charming little window seat is never suspected of being anything but a piece of new furniture. Yet it actually is a cabinet that fits right over the radiator—no trouble at all, really."

"H'm, it does look good—"

"But that's not all, by any means! Before I covered that radiator these walls and drapes were continually being soiled by the dust that rises from all bare radiators."

* * * *

Tuttle & Bailey all-metal Radiator Cabinets offer other benefits, such as air humidification and more effective heat distribution. Made in various artistic models for every size radiator—every finish. Mail coupon for illustrated booklet and details.

TUTTLE & BAILEY MFG CO.

Established 1846

441 Lexington Ave.

New York City

TUTTLE & BAILEY RADIATOR CABINETS



The Raleigh—a very popular model. The rounded corner is a distinctive Tuttle & Bailey feature.

TUTTLE & BAILEY MFG. CO., 441 Lexington Ave., New York City AH 4-29

Gentlemen: Send literature concerning your all-metal Radiator Cabinets.

Name

Address



The home of Mr. E. E. Dickinson at Bedford, Indiana. The house, faced with stone, cost \$13,000, including lot

The low cost of a stone house

Facing with stone—a new-old method
of house construction

ALEXANDER WALLACE

THERE is a mistaken idea that only a man of wealth can build a home out of natural stone. This seems to be prevalent in the minds of many. It really was true under old methods of building, but, comparatively speaking, the cost to-day is only slightly greater than in other materials. Homes built of stone can be of moderate cost, especially now under the new and practical method of construction, the details of which I shall endeavor to explain.

Recently I had the pleasure of visiting a home of moderate size built entirely of stone. The home I am speaking of is of Spanish architecture, entirely faced with limestone and crowned with a charming variegated mission tile roof. The house is of two stories with kitchen, dining room and living rooms downstairs and with four bedrooms and bath upstairs. It is the type of home of the average American citizen who, with a fair income, has sufficient pride to delight in the better grade of a small home, well designed, well built and of a distinctive style. It is a home that impresses one with the thought, "Here lives a lover of art and beauty," for the walls have taken on a note of mellowness just like the old stone home that has seasoned for years in the varying moods of the elements.

I was astounded to learn the low cost of this construction. The house including the lot cost only \$13,000.00. This is an accurate figure taken from the itemized building records of the owner. On a lot costing \$5,000.00 to \$4,000.00 this same house can be built in any city of the country at from \$15,000.00 to \$16,000.00. One never knows when it may become necessary to sell or rent his home. Therefore, the resale or rental value of the home may, and often does, become a very important factor. Think of the advantage to the owner of the

stone home when it becomes necessary to sell or rent if on a \$15,000.00 investment the public will rent or pay on a supposed valuation of \$30,000.00.

The stone home which I am illustrating in this article is owned by Mr. E. E. Dickinson and is located in Bedford, Indiana.

Under the old method of construction it really was impossible to build a home of stone at popular prices. Let us consider for a moment the type of stone work in this house. This method of building with this material is really an innovation in this country but is centuries old in Scotland and England. Small homes of stone are very common in these countries probably for this very reason. The units of stone are rectangular. You can see this in the picture. There are no interstices between the units as in rubble construction. The small mortar joints are like those in monumental structures in our larger cities. Mr. Dickinson explained that to prepare a house to receive stone facing is a very simple procedure. In the house illustrated the usual frame structure was first built, the studding, the framing and the rough sheathing, exactly the same operation, material and labor as in building a frame house. The only difference was that stone was used for finishing the exterior of the house instead of weatherboarding. When the carpenter was through with the studding and sheathing he was replaced by the stone mason. The studding was set on the usual concrete foundation. The foundation had been made to extend four inches beyond the line of the studding.

To use a stone term, "resawed strips" were shipped to the building site. A resawed strip is simply a rectangular piece of stone ranging three feet to six feet in length. A rectangular (continued on page 72)



BUILD A CHARMING SUMMER HOME WITHOUT THE FUSS AND ADO OF BUILDING!

Sounds funny . . . but consider this—

YOU will be proud of the beauty of your Hodgson House, and certainly quite comfortable in its generous rooms. But *above all* you will be happy in the ease with which it has sprung up full-grown. Hodgson Houses are built in sections, and shipped to you ready to erect. Without the aid of costly skilled labor, your Hodgson House is ready to live in almost before you realize it—and you've missed all the fuss and ado, the nagging worries, extra expense and delays of building.

Whether your favorite summer spot be seaside or mountains, lake-side or forest — the simplicity of

plan, line and contour in a Hodgson House blends gracefully with the surroundings . . . a quality that assures you of a charming summer home architecturally "at rest."

We make Hodgson Houses of the finest materials — weather-proof cedar, selected Douglas fir. The well-known insulating material—Celotex

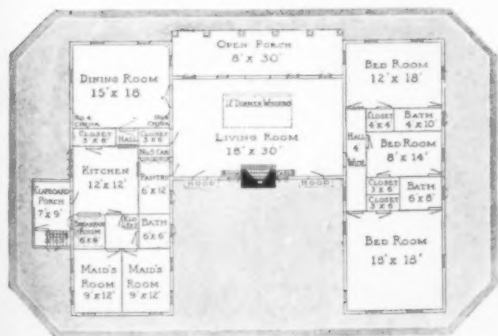
—lines the walls, roof and floors. The sections fit tightly together, held rigid by heavy key-bolts. Violent weather will not shake or disturb a Hodgson House. It will last for years without repairs, and you can enlarge it at any time without spoiling the plan.

You may have in mind a large house with spacious living-room, extra baths, servants' quarters. Or possibly a small hunting or fishing lodge for yourself and your



We will be glad to help you furnish your Hodgson House. The Hodgson booklet also pictures and prices furnishings, garages, and lawn and garden equipment—bird houses, dog kennels, arbors, poultry-houses, etc.

friends. In our free illustrated booklet K you're sure to find a Hodgson House plan that fits your dream of a summer home. And you'll quickly see how *reasonable* is your project—how quickly it can be accomplished. Send for booklet K today. E. F. Hodgson Co., 1108 Commonwealth Ave., Boston; 6 East 39th Street, New York City. Also a branch office at Bradenton, Florida.



HODGSON Houses

Weatherbest Brings Savings to Your NEW HOME



Home of Mr. John Greendyke, Rhinecliff Drive, Rochester, N. Y. Side-walls of WEATHERBEST 25-in. Shakes in Colonial White; Roof of 18-in. WEATHERBEST in Brown.

WEATHERBEST Stained Shingles have become an accepted building material for sidewalls as well as roofs. They cost less than other sidewall material . . . the extra layers mean added insulation against heat and cold . . . they save repair and repainting bills every few years . . . they look well as soon as applied and retain their good looks with each passing year.

WEATHERBEST Stained Shingles are made of only 100% edge grain red cedar stained and preserved by quality materials that have been tested to stand the test of time. There is seventeen years' experience behind the **WEATHERBEST** process and policy: "NOT TO CHEAPEN MATERIALS OR PROCESS TO MEET PRICE COMPETITION."


How to Modernize Old Homes

WEATHERBEST Stained Shingles laid right over old sidewalls cost little more than a good paint job.



Before

Let our Service Dept. make a modernizing sketch of your home as opposite to suggest ways to modernize. No obligation.



WEATHERBEST Sketch



After

\$3,000 in Cash Prizes

1st Prize \$1,000
27 Others from \$500 to \$30

for the best examples of modernizing homes by laying red cedar stained shingles right over the old sidewalls of homes that are growing old. Write for details of 1929 Contest and Enrollment Blank and ask our Service Dept. to help you with modernizing suggestions.

Send 10c (stamps or coin) to cover mailing and handling for Color Chart and Portfolio of full-color photogravures showing the use of **WEATHERBEST** Stained Shingles in actual colors on roof and sidewalls; also modernizing booklet, "Making Old Houses into Charming Homes." **WEATHERBEST** STAINED SHINGLE CO., Inc., 2112 Island St., North Tonawanda, N. Y. Western Plant—St. Paul, Minn. Distributing Warehouses in Leading Centers.



WEATHERBEST STAINED SHINGLE CO., Inc.
2112 Island St., North Tonawanda, N. Y.

Enclosed is 10c (stamps or coin) for postage and handling. Please send **WEATHERBEST** Color Chart and Portfolio of Photogravures showing **WEATHERBEST** Homes in full color, some with floor plans, for new work.

- Also enclose book on Modernizing and Reshingling old homes.
- Send details of 1929 **WEATHERBEST** Home Modernizing Contest.

Name

Address

The low cost of a stone house

Continued from page 70

piece of stone has six sides, namely, the face, the back, the bottom bed, the top bed, and two ends. These rectangular stones before delivery had been sawed on four of their six sides, namely the top bed, the bottom bed, the face and the back. All of these stones were four inches thick. The strips of stone as received at the building site were finished ready to set in the wall except for one minor operation. Strips of stone, three, four, five or six feet long were too heavy for ease of handling and their lengths were out of proportion for the desired stone units. Therefore, they had to be broken to the lengths required.

Do not let the fact that this stone must be broken and joined to the length at the building site inspire any fear. I marveled at its simplicity. When we think of stone, probably because of its durability, we think of a material hard and costly to work. While genuine stone is durable and has lasting qualities it is not difficult to work. On this house a laborer with a carpenter's saw took these rectangular strips of stone and after determining the length required sawed a groove about an inch deep in the strip of stone. I was given to understand this was just as simple and easy as sawing a strip of wood. After the groove had been cut, the laborer with a mallet tapped the stone adjacent to the groove and it broke to a clean joint. It was so simple and easy that one laborer engaged in breaking this stone after a few attempts became so proficient that he was able to keep three masons working steadily on the wall.

The stone was now ready to be set in the wall. No drafting had been required, no planing, no diamond sawing nor hand cutting. No wonder the cost had been lessened so considerably under the cost of cut stone. There is no set rule or scheme of setting the random ashlar facing in the wall. It is all a matter of individual taste. Innumerable combinations producing various effects in the finished structure have been devised. A more pleasing effect would be had if the mason in setting the stone would see to it that no more than three stones were placed on any one vertical joint, or the stones be broken in various lengths not to exceed three and one-half times their height and not less than one and one-half times their height.

The first course of stone was set

on the 0-4" projection of the concrete foundation. The stone was anchored by driving a tenpenny nail into the sheathing at the top bed of each stone, then tapping the head of the nail to lay on the bed of the stone. The nail then, of course, was covered up with mortar when the next stone was laid over it. This makes good, sound construction and is recommended by building engineers in this type of building.

An ingenious mason can also utilize these strips of stone in building the stone trim, such as sills, lintels, jambs, steps, etc. If this is not done the trim must be purchased as cut stone which as explained above is much more expensive than sawed strips of stone. In the house shown some of the trim had to be purchased as cut stone. We are speaking now of the arch stones. However, these are minor factors compared to the total cost, and Mr. Dickinson or any other builder could for the sake of economy have designed the house without the features calling for stone cutting.

It was mentioned in the early part of this article that the walls had taken on a charming mellowness of age. We should have said the stone walls always had this mellowness. The natural color of the stone is buff and gray but to this color is added a tinge of yellowish brown and there is no color more suggestive of aging. Mr. Dickinson explained that this color was not artificially applied. It appears that in sawing stone a slush of silica sand is used as an abrasive. When the stone comes from the saws this slush and particles of steel from the sawing blades are usually washed off the stone. In the stone for his home he asked that this slush be left on the strips. He did not permit his masons to scrub or otherwise clean the stone facing when the walls were finished, but allowed the weather gradually to wear off the slush coating of the stone. The result was a gradual chemical reaction between the sand slush, the steel scrapings and stone which slightly stained the stone giving it this pleasing, lasting color-tone.

Stone is durable, weathers beautifully, and is low in upkeep. It adds dignity and an impression of stability. I hope my readers have become convinced that its reputation of high cost is mostly imaginary arising from the thought that anything delightful is costly.



The Time for PERMANENCE has Come



These District Association Offices and Brick Manufacturers Everywhere Are at Your Service:

- Boston**
11 Beacon Street
- Chicago**
228 No. La Salle Street
- Cleveland—Ohio Assoc.**
2124 Guarantee Title Bldg.
- Denver**
1735 Stout Street
- Detroit**
400 U. S. Mortgage Tr. Bldg.
- Hartford**
226 Pearl Street
- Los Angeles, California**
634 Chamber of Commerce
- New York City**
1716 Grand Central Terminal

- Norfolk**
112 West Plume Street
- Philadelphia**
1420 Walnut Street
- Pittsburgh**
524 Fourth Avenue
- Raleigh, N. C.**
508 Com. National Bank Building
- Salt Lake City**
301 Atlas Block
- San Francisco**
461 Market Street
- Seattle, Wash.**
913 Arctic Building

THIS bronze set in a wall certifies it to be **SOUND MASONRY.** It guarantees:

Beauty — Permanence — Low Upkeep Cost — Fire Protection — Resale Value — Warmth in Winter — Coolness in Summer — Vermin Proofing.

Demand it in the home you build or buy. The district offices listed or any member will gladly furnish complete information.

BRICK
beauty forever



THE sun shines no more on unknown wilderness of ours. Our morning and our evening horizons are rimmed with sea. Our empire lies domestic at our feet; its last frontier has vanished.

The time for permanence has come. The time for building lastingly is here. Your children's children will walk the streets you tread, follow the way you lead.

You are rearing their cities today, building the family homes. And, for that, a superficial grace of structure is not enough. You must work with material that will endure. Even for your own years, which stretch so far ahead, you need brick. You need it for its permanency; for its beauty; for its economy.

Brick, and brick alone, we think, will build a roof-tree safe against the endless reiteration of the seasons. And, let us disabuse your mind of the illusion of expense. Initially, brick costs but little more; in the course of years, much less.

COMMON BRICK MANUFACTURERS ASSOCIATION
of America

A2173 GUARANTEE TITLE BUILDING CLEVELAND, OHIO


Clip and Mail This TODAY

Without charge, please send me a copy of "Planning Your Home." I am enclosing cash or stamps for the booklets checked.

- "Homes of Lasting Charm" 25c.
- "Beautiful Homes" (1 Story) 25c.
- "Skintled Brickwork" 15c.
- "Multiple Dwellings of Brick" 10c.
- "Farm Homes of Brick" 5c.
- "Brick, How to Build and Estimate" 25c.
- "The Heart of the Home (Fireplaces)" 25c.

(Enclose \$1.25 if you want all the books)

You will want
Rolscreens
TRADE MARK
for your home



House of G. M. Kribe, Knoxville, Tennessee. Barber & McHenry, Architects. Rolscreens in frame construction, wood trim.



House of G. H. Bernheisel, Sage Terrace, Scarsdale, N. Y. Mildred Rutherford, Architect. Rolscreens installed in brick veneer construction, wood trim.

ROLSCREENS
Roll Up and Down

The trim, sturdy window screens of today can scarcely be recognized as originating from the makeshifts of yesterday.

Rolscreens are all metal construction. The special electroplated "Alumina" wire is scarcely visible. Handsome in its silvery sheen, it lends a touch of beauty to window screens that are so inconspicuous that they are immediately stamped as being in good taste with all architecture.

Rolscreens roll up and down. Up they are in storage. A touch and they are down in service. Think of the labor and expense saved each season over the old style of window screen. You will want Rolscreens in your home.

ROLSCREEN COMPANY
243 Main Street, Pella, Iowa

An illustrated Rolscreen booklet will be sent you on request.

A section through guide showing lug in selvage of screen wire which prevents screen from sagging. A "non-sagging" feature found only in Rolscreens.



The National Garden Association

To promote the Annual Observance
of National Garden Week

EACH year with the coming of spring the dwellers in the countryside gird up their loins for the annual battle with excursionists and city dwellers who flock by thousands to the country, there to grab and root up, and destroy the wild flowers because of their so-called "love of nature." A leaflet sent out by the Wild Flower Preservation Society (it in turn a reprint from the *Saturday Evening Post*), is so pertinent and timely that we reprint it in its entirety in an effort to do our slight bit toward preventing this nationwide destruction of natural beauty.

"Sunday in the country, if one lives within walking or easy motoring distance of the city is not a day of peace and rest. On the contrary, it is a day of brawl and battle.

"On Sunday one dare not leave one's farm or country place unwatched and unprotected for a moment. The whole countryside is aswarm with nature lovers from the near-by city. First come the makers of forbidden beverages, trooping across fields and lawns, picking the once despised dandelion and anything else that happens to be loose; then the happy motorists in long procession, embowering their cars in the spoil of orchards, woodlands and wayside shrubberies. If there are no flowers near the road these free and easy visitors will penetrate one's garden and break off the blooming branches of the rhododendrons or lilacs or whatever other bush happens to engage their fancy.

"The bolder spirits are usually those who come in motors. They can destroy more, steal more and get away faster than the man on foot. They meet remonstrance with effrontery and resent the notion that a 'hick' has any rights of property and privacy that they are bound to respect. The flowers, the shrubs, the orchards, and occasionally the unguarded gardens are their prey. They camp beside the woodland brook or the shaded spring, hack the trees, trample the flowers, and turn the spot into a garbage hole with their greasy papers, tin cans, bottles and refuse food.

"It takes a brave man to live in a countryside that is accessible to the city, and a hopeful one to beautify the roadside with shrubs and flowers. For these city vandals see beauty only to destroy it."

For programs and free constitutions and by-laws for garden clubs, address

The National Garden Association,
Garden City, L. I.

\$27,500 in Prizes Offered for Small House Designs

Within a few weeks there will be officially announced the most extensive architectural competition for small house design ever undertaken in the history of the building industry. Not only is the amount of prize money, \$27,500, at least three times that of any other competition but there are two special features of in-

terest which are unique. The first is that this competition will be held in twelve regional districts of the United States and the national entries will be the winning designs of these districts. The second is that the winning designs in each of the regional districts will actually be constructed.

Raymond Hood, of New York and Chicago, internationally known as one of the leading architects of this country and a prominent member of the American Institute of Architects, has agreed to act as chairman of the National Committee of Arrangements for this competition and also as Chairman of the Jury of Award of the National Competition.

G. Stanley Taylor has been retained as consultant in the development of the competition program and the operation of the national and local competition involved. Mr. Taylor is a member of the firm of Lyon & Taylor, Architects and Building Consultants of New York, and Vice President and Director of Research of National Building Publications, publishers of the ARCHITECTURAL FORUM, BUILDING AGE, and many other publications which are closely affiliated with the building field.

Under the direction of these two men, of outstanding reputation in the architectural profession and building industry, who are working with The Home Owners Institute, it is anticipated that the program for the National Better Homes Architectural Competition will represent the most comprehensive and practical project of this kind ever undertaken.

Two types of dwellings will be called for in this competition. In fact, it will be divided into two classes and all competitors may submit as many designs as they wish. All designs must come under the following two descriptive classifications:

Class A—6 Principal Rooms, including at least 3 Bedrooms, 1 Bathroom and Lavatory.

Class B—7 Principal Rooms, including at least 4 Bedrooms, 2 Baths and Lavatory.

Each of the above types of houses will be given a cubic foot limitation so that all houses will fall within two approximate cost limitations.

In order to render this competition attractive even to leading architectural firms in the residential field, prizes amounting to \$27,500 will be awarded as follows:

A First Grand Prize of	\$ 5,000.00
A Second Grand Prize of	3,000.00
A Third Grand Prize of	1,500.00
36 Regional Prizes of	\$500 Each
Total Prize Awards	\$27,500.00

The contest will close about June 1st. Programs and full information about this competition may be obtained by addressing Home Owners Institute, 411 Lexington Avenue, New York City.



Balsam-Wool is a guaranteed Weyerhaeuser product—a blanket of fluffy wood fibre that looks and acts like sheep's wool. It is TRUE Insulation—keeping the house warm in winter and cool in summer—because it is—

- FLEXIBLE-THICK
- EFFICIENT
- WINDPROOF
- WATERPROOF
- FIRE RESISTANT
- VERMIN PROOF
- LIGHT WEIGHT
- PERMANENT



Balsam-Wool Blanket

This Heat Saver

is an essential part of the modern Heating Equipment

PUT into your new home as fine a boiler as you please—and the newest and best radiators. If you stop there the heating equipment is not complete.

The boiler makes heat—lots of it, perhaps, and economically. The radiators put it into the rooms. But a third or more of it leaks out through the walls and roof. Costs you money. Does you no good.

The modern complete heating system does not waste heat in this way. To the boiler and radiators it adds the final essential—the Balsam-Wool Blanket which saves the heat—keeps it indoors.

And such a modern complete heating system costs little or nothing extra. A smaller boiler is required. Fewer or smaller radiators. The saving pays all or at least a large part of the cost of the Balsam-Wool Blanket.

Balsam-Wool is thick—you can get it in the recommended full inch thickness as well as the half inch. It is flexible. It tucks in—between the rafters, around doors and win-

dows. It does the job thoroughly—stops heat as no thin, rigid "insulating board" can do it.

Balsam-Wool is sold through retail lumber dealers. You should know more about it. Send the coupon today for free sample and instructive free booklet.

WOOD CONVERSION COMPANY
CLOQUET, MINNESOTA

Makers of Balsam-Wool, the Flexible Insulating Blanket. Also Makers of Nu-Wood—the All Wood Insulating Wall Board and Lath

Sales Offices in Principal Cities

WOOD CONVERSION COMPANY
Dept. 82, Cloquet, Minn.

M-10

Gentlemen: Please send free sample of Balsam-Wool and booklet "House Comfort that Pays for Itself." I am interested in insulation for

- A new house
- The attic of my present one


Name _____

Address _____


City _____ State _____



(. . . . nothing to worry about toilet is an Improved Madera made specially to dispose of sanitary pads no danger of stoppage extremely large trapway very powerful siphon-jet flushing but quiet never hear it outside the bathroom made of the most beautiful china called Durock just wiping with a cloth keeps it spotless long bowl and long comfortable seat stays amazingly clean water covers every bit of surface under the seat opening very latest thing any good plumber only \$85)



(. Madbrook also Durock long bowl and seat large water surface but normal sized trapway for homes in which the sanitary pad is not a problem \$50)



(. . . . coupon to Mrs. Holloway at Maddock's information about sanitary pad disposal and Improved Madera or Madbrook and if you enclose 10 cents she will send the irresistible little Durock Duck with a pencil in his head for your desk or bridge table shows exquisite material all Maddock toilets, wash-stands and bidets are made of, in white or Blentone colors)

MADDOCK

Mrs. Marion Holloway, THOMAS MADDOCK'S SONS Co.
Perry and Ewing Sts., Trenton, New Jersey

Please send me the things I have checked below :

- Information about the Improved Madera and sanitary pad disposal.
- Information about the Madbrook toilet.
- The Durock Duck (I enclose 10 cents).

Name

Address

Garden Reminders

The Season's Start

APRIL might well be called the critical month in the life of the home gardener in the northern latitudes.

At the end of this month we should have all our hardy vegetables planted. Hotbeds and coldframes will require air and water. A little neglect of the hotbed may scorch the tender plants, and a sharp frost of night may spell disaster if the frame is not covered. There is work aplenty, but upon our efforts this month depends to a large degree the success of the summer garden.

We must have available a supply of lead arsenate to rout those pesky chewing insects, flowers of sulphur to rid Roses and Sweet-peas of mildew, and hellebore as a dust poison.

IN THE South April should find our gardens well advanced, and those who have neglected to plant annuals should do so at once, sowing the seeds in the location where the plants are to blossom—weather conditions making it inadvisable to transplant seedlings any later than the first of the month.

Next month we shall be bothered almost to distraction by weeds unless we watch the garden carefully now. A little extra time spent in pulling up any stray weeds this month will save numberless hours of toil in May. Even if we get every weed we see this month, we'll have plenty of them later so preparedness is an excellent watchword.

TO THE gardener on the Pacific coast April is the deadline on fall gardens. He who would have summer and fall perennials had better start them now or go without.

North

The Flower Garden Plant Mignonette, Dianthus, Cosmos, Gypsophila, Lavatera, Nasturtium and Centaurea seeds where they are to grow. They're hard to transplant. All other hardy annuals may be sown. Time to uncover bulbs and dig beds, turning the earth over. Plant Sweet-peas in trenches. Remove Rose bushes' protection gradually, and don't forget to prune. Sow Poppy seeds. Plant Marigolds late this month. Start sowings of Sweet Alyssum and continue until late July. Divide Phlox, Delphinium, Helenium and other hardy perennials. Spray Rose bushes with bordeaux.

The Vegetable Garden Set out seeds of hardy vegetables. Plant Onion sets. Plant Potatoes. Treat with formalin solution to prevent scab. Transplant Asparagus, Chives, Horseradish and Rhubarb. Start sowings of Peas, following every two weeks until late June. Harden off vegetables started under glass or indoors.

Coldframe and Hotbed Transplant seedlings from hotbed to coldframe. Remove Beets, Cabbage, Cauliflower and Lettuce from coldframe and set out. Sow China Asters in coldframe.

Plant seeds of annuals which can be transplanted, in coldframe. Start tender vegetables in frame.

Miscellaneous Cuttings root easily at this time. Don't fail to make slips of house plants and chrysanthemums.

Sow grass seed to start new lawns and to renovate old lawns. Roll and apply sodium nitrate.

Finish planting trees and shrubs. Mulch slightly.

Transplant evergreens.

Rub sprouts from trees if they appear this month.

Prune grape vines and fruit trees. Spare the fertilizer and spoil your garden.

Watch for fruit tree pests.

South

The Flower Garden Annuals are hard to transplant now. Set them out where they are to bloom.

Set out *Alternanthera* plants.

Use wood ashes around perennials. Dig into the earth.

Be sure to get a ball of earth with poppies in transplanting them.

Plant Calendulas. They pay big dividends in color.

There is still a little time to plant hardy perennials.

Last call to take covering from garden beds.

It's easy to root *Coleus* cuttings. Just stick them in.

If you've a dry patch, plant *Mesembryanthemum crystallinum*.

Zinnias in yet?

Plant *Montbretia* bulbs. What's a garden without Sunflowers? Plant now.

The Vegetable Garden Make a second sowing of Beets.

Did you get any cabbage plants from early sowings? Set them out when ready, in rich soil.

Plant Beans.

Get your Cucumbers in.

Last sowing of early Peas.

Set Tomatoes four to five feet apart in place where they are to fruit.

Plant Pumpkin and Squash.

Set out all other tender vegetables.

Miscellaneous Rake away all litter and remove glass jars used to protect rose cuttings.

Not too late to start the fall garden. Plant Clematis vines for fall bloom.

Spray for mildew, etc.

The West Coast

There is still time for late sowings of annuals.

Set out *Campanula*, *Columbine*, *Phlox* and *Pentstemon* seedlings. Start summer and fall perennials before it is too late.

Time to get out young *Pansy* plants. If you had *Chrysanthemums* last year, start your cuttings now.

Divide *Caladium*, *Phlox* and *Callas*. Plant *Dahlias*.

Water plants should be replanted. Get after the lawn. Weed it, cut it often and keep it well watered.

Take cuttings of *Cactus*, *Aloes*, *Crasulaceae*, *Echeverias*, *Sedum* and *Mesembryanthemum*.

Keep those new shrubs well watered.

PYROFAX GAS MAKES A GENUINE GAS RANGE POSSIBLE ANYWHERE



“I am in love with my range, and Pyrofax Gas Service is most satisfactory”

—Mrs. B., Maryland

SUPPOSING you had been trying to get along with a slow, troublesome, inconvenient stove in the kitchen and then got real gas and a real gas range, even though you lived miles from any city gas supply—wouldn't your enthusiasm inspire you to write us exactly as Mrs. B. did when she started to use Pyrofax? Every woman knows that there never has been a fuel so completely satisfactory, so thoroughly suited to every cooking occasion as real gas. Heretofore, homes in the country have had to get along with some sort of compromise in the kitchen—slow, inefficient fuels, apt to be dirty; clumsy cooking methods; the *next* best things to gas.

But now, with Pyrofax, every home in the suburbs or country can have *real*

CONVENIENT TERMS
 A small down payment enables you to start cooking with gas at once. Spread the balance over a full year, if you like. Pyrofax equipment, including the gas range of your choice and complete installation, is surprisingly low priced.

AS LITTLE AS \$37.50 DOWN

gas and a *genuine gas range* for cooking. Pyrofax is actual gas, made from natural gas, stored in steel cylinders and delivered to thousands of country and suburban homes and institutions. The organization behind Pyrofax is national, and the delivery service is maintained with the highest standards of dependability and efficiency. There are

two to three months' supply of genuine gas, cooking for the average family, in every cylinder of Pyrofax. Two cylinders are kept outside in a neat steel cabinet, one in use, the other a reserve.

And what gas ranges there are to choose from, when you use this perfect country fuel! The very modern ranges enameled *in color*—you can find one to match the decorative scheme in your kitchen and make it the most cheerful room in the house! Pure white enamel and nickel if you like them better. With or without oven-heat regulators. Right-hand or left-hand ovens—any sort of gas range that you set your heart on.

Let us send you complete information about Pyrofax Gas Service. Return the coupon.

P Y R O F A X D I V I S I O N
CARBIDE AND CARBON CHEMICALS CORPORATION

Unit of Union Carbide **UCC** and Carbon Corporation


Carbide and Carbon Building, 30 East 42nd Street, New York

BOSTON—1017 Old South Bldg. DETROIT—General Motors Bldg. SAN FRANCISCO—114 Sansome St.
 CLEVELAND—Madison Ave. and W. 117th St. ST. LOUIS—4228 Forrest Park Boulevard MINNEAPOLIS—422 Washington Avenue North
 CHICAGO—Peoples Gas Building TORONTO, CANADA—92 Adelaide Street West

PYROFAX DIVISION AN 4-29
 CARBIDE AND CARBON CHEMICALS CORPORATION
 (Please address office nearest you)

Please send me some of your interesting literature on Pyrofax and the name of the nearest dealer.

Name _____
 Address _____



You can't take the roof out of the rain and snow

A great deal of the winter your roof lies under a blanket of snow. In spring the snow melts. Then comes driving rain—intense heat. You can't bring the roof inside to protect it from this weather. It must withstand the cold of winter—the heat of summer. Ordinary roofing cannot do this long—that's why so many people use Leadclad. Leadclad gives you the protection of PURE LEAD, long known to be the best roofing material available. Leadclad is copper bearing steel on which is fused a heavy coating of PURE LEAD.

Leadclad is light in weight and may be applied over any construction that will support tin or composition roofing. If you are tired of paying yearly repair bills for your roof, gutters, flashings, conductors, use Leadclad. You'll be money ahead.

Leadclad is furnished in beautiful Spanish Tile, dignified shingles, and a complete line of drainage products as well as in roll, V-crimp, corrugated roofing and flat sheets. "Defying Age and Time" is a booklet which gives you the details of Leadclad economy. Write to-day for your copy. It's free.

Leadclad Copper has a pure copper core with a heavy jacket of PURE LEAD. It combines the advantages of both metals and eliminates the disadvantages of each. Very popular with architects for flashings, valley, gutters, and conductor pipe.

Wheeling Metal & Mfg. Co.
Wheeling, W. Virginia

A COMPLETE LINE OF GENUINE LEADCLAD AND APEX GALVANIZED ROOFING MATERIALS



Wheeling Metal & Mfg. Co.,
Dept. D, Wheeling, W. Va.

Gentlemen: Please forward a copy of "Defying Age and Time" and facts about Leadclad. Yours very truly,

Name

Street

City State

HELPFUL BOOKLETS FOR THE ASKING

Order by number only, using coupon on page 82


Building Material & Equipment

House Wiring Installation		THE CHARM OF SLATE FLOORS & WALKS <i>National Slate Ass'n.</i>	376
HOME OF A HUNDRED COMFORTS <i>General Electric Co.</i>	500	AMBLER ASBESTOS "WALTILE" <i>Asbestos Shingle, Slate & Sheathing Co.</i>	528
Lumber		SANI-ONYX FOR YOUR WALLS <i>Marietta Mfg. Co.</i>	299
BEAUTIFUL WOODWORK AND HOW TO HAVE IT <i>Arkansas Soft Pine Bureau</i>	140	MAKING A FLOOR LIVE LONGER <i>Donald Durham Mfg. Co.</i>	531
BEAUTIFUL BIRCH FOR BEAUTIFUL WOODWORK <i>Northern Hemlock & Hardwood Ass'n.</i>	10	Plumbing Fixtures & Bathroom Equipment	
THE STORY OF WOOD <i>National Lumberman's Ass'n.</i>	586	THE INSTALLATION COST OF PIPE <i>A. M. Byers Co.</i>	196
Brick, Cement, Stone & Tile		RUST PROOFED <i>American Brass Co.</i>	217
THE HOUSE OF STUCCO <i>Atlas Portland Cement Ass'n.</i>	457	BATHROOM ARRANGEMENT <i>Crane Co.</i>	32
REMODELING WITH STUCCO <i>Atlas Portland Cement Co.</i>	458	PIPE POINTERS FOR HOME BUILDERS <i>Reading Iron Co.</i>	519
ENDURING BEAUTY OF KERAMIC TILES <i>Associated Tile Mfrs.</i>	2	MAKING BATHROOMS MORE ATTRACTIVE <i>C. F. Church Mfg. Co.</i>	31
THE FACE BRICK HOME <i>American Face Brick Ass'n.</i>	18	EASY-SET BATHROOM FIXTURES <i>J. H. Balmer Co.</i>	420
FAIENCE TILES <i>Kraftile Co.</i>	429	PLUMBING FIXTURES IN COLOR <i>Trenton Potteries Co.</i>	480
WILL YOUR HOUSE BE AS BEAUTIFUL INSIDE AS OUTSIDE? <i>The C. Pardee Wks., Inc.</i>	522	SAMSONCHINA BATHROOM ACCESSORIES LUXE <i>S. D. Baker Corp.</i>	465
OLD VIRGINIA BRICK FOR COLONIAL HOMES AND FIREPLACES <i>The Old Virginia Brick Co.</i>	387	MEDICINE CABINETS <i>Hess Warming & Ventilating Co.</i>	431
BEAUTIFUL HOMES OF CONCRETE MASONRY <i>Portland Cement Ass'n.</i>	496	Hardware	
POSSIBILITIES ON THE USES OF SLATE <i>National Slate Ass'n.</i>	486	FORGED IRON HARDWARE <i>McKinney Mfg. Co.</i>	154
Roofs		HARDWARE FOR UTILITY AND ORNAMENTATION <i>Sargent & Co.</i>	464
COLOR IN ASBESTOS SHINGLES <i>Johns-Manville, Inc.</i>	14	IDEAL SCREENS FOR CASEMENT WINDOWS <i>Rolscreen Co.</i>	352
THE CONSTRUCTION OF THATCH ROOFS <i>Weatherbest Stained Shingle Co.</i>	84	BETTER WINDOWS FOR YOUR HOME <i>David Lupton's Sons Co.</i>	521
THE ETERNAL CHARM OF A SLATE ROOF <i>Vendor Slate Co., Inc.</i>	524	WIRE CLOTH SCREENS <i>The Gilbert & Bennett Mfg. Co.</i>	353
ENGLISH THATCH ASBESTOS SHINGLES <i>Asbestos Shingle, Slate, & Sheathing Co.</i>	529	HINTS FOR WINDOW DOOR, & PORCH SCREENS <i>Wickwire Spencer Steel Co.</i>	430
TUDOR STONE FLAGGING & ROOFS <i>Rising & Nelson Slate Co.</i>	168	SCREENING YOUR HOME <i>The Higgin Mfg. Co.</i>	27
THE WEATHER CAN'T BUDGE THEM <i>Barber Asphalt Co.</i>	418	CASEMENT SASH ADJUSTERS <i>W. E. Putnam Co.</i>	466
THE INCOMPARABLE BEAUTY OF SLATE ROOFS <i>National Slate Association</i>	485	Paints & Varnish	
ROOFS AND SHEET METAL WORK <i>Leadclad Co.</i>	490	SHINGLE STAIN <i>Samuel Cabot, Inc.</i>	160
Insulating Materials		HOW TO KEEP YOUR HOUSE YOUNG <i>Valentine & Co.</i>	401
THE BUILDING BOOK <i>Celotex Co.</i>	415	Water Systems	
THE QUILT BOOK <i>Samuel Cabot Inc.</i>	397	HOME WATER SERVICE <i>Fairbanks Morse & Co.</i>	516
HOUSE COMFORT THAT PAYS FOR ITSELF <i>Wood Conversion Co.</i>	434	Awnings and Porch Shades	
Walls & Floors		WARREN'S PORCH SHADES <i>Warren Shade Co.</i>	517
STEELTEX BETTER WALLS <i>National Steel Fabric Co.</i>	472	BETTER AWNINGS <i>Shanklin Mfg. Co.</i>	518
WALLS AND FLOORS <i>Zenithern Company, Inc.</i>	404	Sewage Disposal Systems	
STYLE IN OAK FLOORS <i>The E. L. Bruce Co.</i>	435	LOW COST SEWAGE DISPOSAL <i>Kaustine Company, Inc.</i>	422
COLOR ENCHANTMENT, ETC. <i>Maple Flooring Mfrs. Ass'n.</i>	3	SEPTIC TANKS <i>Chemical Toilet Co.</i>	526
Heating Equipment			
FIREPLACE UNITS <i>Heatilator Co.</i>	419	RADIATOR SHIELDS <i>Sodemann Heat & Power Co.</i>	124
FIRE THAT BURNS UP HILL <i>Spender Heater Co.</i>	316	MANTELPieces AND FIREPLACE FITTINGS <i>Edwin A. Jackson & Bro., Inc.</i>	183
COMFORT HEAT <i>Burnham Boiler Corp.</i>	281	A MODERN HOUSEWARMING <i>U. S. Radiator Corp.</i>	172
WARM AIR HEATING <i>Kelvey Heating Co.</i>	171	RADIATOR ENCLOSURES <i>W. H. Johnson & Son Co.</i>	256
HOW SHALL I HEAT MY HOME <i>The American Radiator Co.</i>	470	FIREPLACES OF TRUE VIRGINIA BRICK <i>Old Virginia Brick Co.</i>	387
SIX WAYS OF MAKING THE CELLAR MORE ATTRACTIVE <i>The Thatcher Co.</i>	28	HEAT INSULATION FOR HOMES <i>Flax-Li-Num Insulating Co.</i>	286
IS A SAVING OF 30 TO 50% WORTH WHILE? <i>Newport Boiler Company</i>	530	THE PRICELESS GIFT OF COMFORT <i>The Timken-Detroit Co.</i>	448
IN-THE-WALL RADIATORS <i>Rome Brass Radiator Corp.</i>	392	FIREPLACE GUARDS AND FENDERS <i>The John P. Smith Co.</i>	450
WHICH HEAT & WHY <i>Richardson & Boynton Co.</i>	159	WHAT MAKES A HOME <i>Colonial Fireplace Co.</i>	119
ADVENTURES IN COMFORT <i>May Oil Burner Corp.</i>	82	PENDENT BAROMETERS <i>Taylor Instrument Co.</i>	355
THE SERVANT IN THE CELLAR <i>Caloril Burner Corp.</i>	268	CADWELL RADIATOR AIR VALVES <i>The Beaton & Cadwell Mfg. Co.</i>	513
GUARANTEED OIL HEAT <i>Petroleum Heat & Power Co.</i>	446	DOES IT PAY TO INSTALL AN OIL HEATER? <i>Oil Heating Institute</i>	520
RADIATORS, SCREENS AND REGISTERS <i>Tuttle & Bailey Mfg. Co.</i>	227	HEAT AND THE SPAN OF LIFE <i>American Radiator Co.</i>	523
RADIATORS, ENCLOSURES AND SHIELDS <i>The Hart & Cooley Mfg. Co.</i>	414	COMPLETE HEATING SYSTEMS GUARANTEED <i>International Heater Co.</i>	488

(Continued on page 82)

Your Home Perfectly Screened

Enjoy longer service --- greater economy



At top -- Great Hall in Agecroft Manor. Originally built in England in 1393. Recently brought to Richmond, Va. in sections and rebuilt for Mr. T. C. Williams. Henry G. Morse, Architect; Allen J. Saville, Inc., Contractor. Insert shows group of narrow casement windows in Agecroft. Screened by Higgin to admit maximum sunlight and fresh air.

A NEW and better way of screening your home -- the Higgin Way! Every screen individually designed to blend artistically with your windows, doors and porches -- built to fit as only custom-made screens can fit!

Year after year Higgin All-Metal Screens hold their trim shape and style. No warping. No twisting. No rusting. The frames are unusually narrow . . . and amazingly strong! The mesh, too, is practically invisible -- sunlight and fresh air flood your rooms!

Hinged screens, ready to swing gracefully at your touch; Rolling screens, that roll up and out of sight as conveniently as your window shades; Sliding screens, out-

wardly so smart-looking, inwardly so strong -- Higgin makes them all, and recommends to you the type best suited to your needs. Good screens are always a real economy -- and in Higgin you have the best!

Right now, before the spring rush begins, is the time to order your screens. The Higgin representative in your locality will give your problem more *personal* care . . . additional attention! Our booklet illustrates everything. Mail coupon now.

THE HIGGIN MANUFACTURING COMPANY
Nation-wide Screen Specialists Since 1893
Newport, Kentucky
Kansas City, Mo. Toronto, Canada



HIGGIN

ALL METAL
SCREENS

Send the coupon for Booklet: "Your Home Screened the Higgin Way." If your home is not weather-stripped ask for our interesting book on fuel saving and comfort.

THE HIGGIN MANUFACTURING CO.
506 Washington Ave., Newport, Kentucky


Send books checked Screen Book
 Weather-strip Book

Name

Street

City..... State.....

Smart Hostesses Begged Us To Make This Clever New Sandwich Toaster



\$9.95

**New device toasts a sandwich a minute
browns both sides of two slices of bread at once**

The most current "thing to do" at afternoon teas and informal entertainments seems to be the serving of crisp, delicious toasted sandwiches . . . Yet, nice as the idea is, it presents certain bothersome difficulties. Bread must be toasted, and by the time toast for the second sandwich is ready, the toast for the first is cold . . . No longer though! Torrid household experts—at the insistence of hundreds of hostesses—have invented an ingenious new device which toasts sandwiches quicker than the average toaster makes toasts . . . Simply slip two sandwiches into the Torrid Sandwich Toaster and in two quick minutes your sandwiches are ready—crisp, hot, golden-brown . . . And if

you want toast alone, you'll be delighted at the neatness and dispatch with which this almost magical toaster toasts *both* sides of two slices of bread,—all at the same time! . . . Crumbs, messy things usually!—are deftly caught in the lower tray which is surprisingly easy to remove and clean. And the graceful lines and colorful fittings of the Torrid Sandwich Toaster earn it a well-deserved place on the most fastidious tea table . . . The price? Extremely modest—only \$9.95 . . . Torrid Sandwich Toasters are available at most dealers. Any dealer can get you one. Or send \$9.95 direct. The Beardsley & Wolcott Manufacturing Company, Waterbury, Connecticut.

TORRID Electric

HOME HELPERS



If you will mail the coupon, we'll send you a free booklet showing twelve other exceptional electric appliance values.

BEARDSLEY & WOLCOTT MFG. COMPANY
Waterbury, Conn.

If there's no obligation, I'd like to have a free copy of "The Remarkable Mrs. Jones."

Name

Address

A. H. 4-29

HELPFUL BOOKLETS FOR THE ASKING

Continued from page 80

Order by number only, using coupon below

Interior Decoration

DISTINCTIVE FURNITURE <i>Kittinger Company</i>	181	PROPER TREATMENT OF FLOORS <i>S. C. Johnson & Son.</i>	54
FABRICS, THE KEY TO SUCCESSFUL DECORATION <i>F. Schumacher & Company</i>	44	WHAT MAKES A HOUSE A HOME <i>Wallpaper Guild of America</i>	81
RUG HARMONY SERVICE <i>Mohawk Carpet Mills</i>	150	MAKING THE WINDOWS BEAUTIFY YOUR HOME <i>The Chas. W. Breneman Co.</i>	312
THE ADVENTURE OF HOUSE FURNISHING <i>S. Karpen & Bros.</i>	66	FIRE FENDERS & SPARK GUARDS <i>Buffalo Wire Works</i>	473
EARLY AMERICAN FURNITURE <i>L. & J. G. Stickley</i>	333	WROUGHT IRON <i>E. T. Ryan Iron Works</i>	426
A NEW STYLE IN INTERIOR DECORATING— DRIWOOD PERIOD, MOULDINGS <i>The Driwood Corp.</i>	483	SILHOUETTES AND THEIR FRAMES <i>Foster Bros.</i>	195
BROCHURE OF ALABAX LIGHTING FIXTURES <i>Pass & Seymour</i>	471	WATERPROOF DRAPERIES <i>Proteuxwell Corp.</i>	49
WALL COVERING (SANITAS) <i>Standard Textile Products Co.</i>	78	WROUGHT IRON THINGS <i>Ye Iron Shoppe</i>	436
COLOR, THE SECRET OF BEAUTIFUL HOMES <i>Orinoka Mills</i>	75	THREE HUNDRED YEARS OF CHARM <i>Nichols & Stone</i>	251
FABRICS OF LASTING BEAUTY <i>Leshner, Whitman & Company, Inc.</i>	405	RADROVERS CHANGE UGLINESS INTO CHARM <i>The Radiant Steel Products Co.</i>	514
COLONIAL FURNITURE <i>Richter Furniture Company</i>	502	A LITTLE FELLOW AND A DOG MAY FIND YOU UNREASONABLE <i>J. C. Haartz & Co.</i>	515
YOUR HOUSE OF CHARM <i>Barlow Bias Company</i>	501	SCRANTON DRAPEERY STYLE BOOK <i>Scranton Lace Co.</i>	271
FINISHED TO ORDER FURNITURE <i>Wm. Leavens Company</i>	134	A NEW BOOK OF PERIOD STYLES <i>Century Furniture Company</i>	527
CORRECT CARE OF HOME FURNISHINGS <i>Peck & Hills Furn. Co.</i>	207	MOHAWK COURSE IN HOME DECORATION <i>Mohawk Carpet Mills</i>	150
LINOLEUM FLOORS <i>Congoleum-Nairn, Inc.</i>	79	DISTINCTIVE HAND-MADE LIGHTING FIXTURES <i>Industrial Arts Shop</i>	427

Kitchens

LADY LEISURE <i>Sterling-Range Co.</i>	491	ELECTRIC REFRIGERATION <i>Frigidaire Corp.</i>	41
GARBAGE INCINERATORS <i>Kerner Incinerator Co.</i>	39	KELVINATOR & KELVINATED FOODS <i>Kelvinator Corp.</i>	38
THE DAWN OF A NEW DAY <i>The Walker Dishwasher Co.</i>	454	THE VERY REMARKABLE MRS. JONES <i>Beardsley & Wolcott Mfg. Co.</i>	487
HOT COIL GAS WATER HEATER <i>American Radiator Co.</i>	440	INCINERATORS <i>Teckorator Co.</i>	489
PYROFAX IN THE HOUSE AROUND THE CORNER <i>Carbide & Carbon Chem. Corp.</i>	443		

Gardens & Grounds

WOVEN WOOD FENCING <i>Robert C. Reeves Co.</i>	102	WHEN YOUR TREES NEED THE TREE SURGEON <i>The Davey Tree Expert Co.</i>	191
FENCES FOR PROTECTION & BEAUTY <i>Page Fence & Wire Products Assn.</i>	141	INSECT PESTS INDOORS & OUT <i>Antrol Laboratories, Inc.</i>	336
HOME FENCES <i>American Fence Construction Co.</i>	236	A NATURAL DUST LAYER <i>The Solway Process Co.</i>	417
ANCHOR FENCES <i>Anchor Post Iron Works</i>	257	GREENHOUSES OF QUALITY <i>Wm. H. Lutton Co., Inc.</i>	439
GOOD TASTE IN GOOD FENCING <i>The Stewart Iron Works Co.</i>	371	OLD VIRGINIA BRICK FOR GARDEN WALLS & WALKS <i>The Old Virginia Brick Co.</i>	387
WICKWIRE SPENCER CHAIN LINK FENCES <i>Wickwire Spencer Steel Co.</i>	410	CONCRETE IMPROVEMENTS AROUND THE HOME <i>Portland Cement Co.</i>	497
FENCING WIRE & IRON FOR RESIDENCES, ESTATES AND PARKS <i>Cyclone Fence Co.</i>	418	HOUSES—SECTIONAL <i>E. F. Hodyson Co.</i>	25
FENCES FOR EVERY PURPOSE <i>Brook Iron Works, Inc.</i>	349	CEDAR FENCES, ARBORS, TRELLISES & SMALL HOUSES <i>E. F. Hodyson Co.</i>	499
GLASS GARDENS <i>Lord & Burnham Co.</i>	282	IN THE GARDEN <i>Vendor Slate Co.</i>	525
GREENHOUSES OF DISTINCTION <i>Hitchings & Co.</i>	283		

Miscellaneous

HOME MOVIES <i>Eastman Kodak Company</i>	412	ORTHO-SONIC RADIO <i>Federal Radio Corp.</i>	456
PORTABLE ELECTRIC HOME FOUNTAINS <i>Jewel Electric Mfg. Co.</i>	368	PLANS OF CUT HOMES <i>The Gordon-Van Tine Co.</i>	341

Make sure that the listing of booklets from which you choose is that of the latest issue of the magazine as The American Home cannot guarantee the delivery of booklets not listed in its current issue.

HEARTHSTONE EDITOR, THE AMERICAN HOME, GARDEN CITY, N. Y.

Please send (at no expense to me) the following booklets.

(Insert numbers from list)

Name

P. O. Address

State

APRIL

H

OUSES, LIKE PEOPLE, REVEAL CHARACTER

by significant details of cleanliness

VERY quickly a woman sizes up the people she meets. Their shoes, their gloves, or their finger-nails, tell her much more than their jewels or Paris hats. For these little details are the sure clues to authentic cleanliness. And this is equally true of your house. For it is not by its facade alone that people will know it, but by vital little details like its bathroom equipment. How many seemingly comfortable and immaculate houses are betrayed by a shabby toilet seat?

Yet this is a detriment that can be obviated in a few minutes by installing a handsome, inexpensive Church Toilet Seat. This toilet seat is strong, uncrackable, and smooth as glass. It fits any make of bowl, and may be installed in a few minutes with the use of only a pair of pliers.

And now in smart, modern colors too

Responding to the nation-wide demand for color in every room of the home, the Church Manufacturing Company is now offering a variety of fine toilet seats in modern colors. They are available in nine sea-pearl tints and nine richly lustrous pastel shades. They bring quiet beauty and decorative charm to a room that has suffered too long from monotonous lack of color. There are bathroom chairs and bathroom stools in the same smart range of colors.

*The accepted standard of
excellence*


Church products are to be found in the finest homes, hotels and apartment houses the country over. They are the usual specification of architects.

You may inspect them in any modern plumbing store. Write for illustrated folio. C. F. Church Mfg. Co., Dept. A-4, Holyoke, Massachusetts.

Church
sani-**Seats**

"Toilet Seats for Better Bathrooms"

Sold by all plumbing stores since 1898



This bathroom stool comes in nine sea-pearl tints and nine plain colors. Like the toilet seats, it is covered with the ever-durable material that will never chip, crack or lose its original color.





Happiness and Contentment Certain with this Fireplace Control

The fireplace has been enshrined as the "heart" of the American home . . . the center of family life . . . a source of inspiration, comfort, cheer and hope.

Like all "hearts" that are true a fireplace must be dependable and steadfast, hence the necessity for the regulation and restraint provided by the Colonial Damper—the "brains" of the fireplace.

Perfect Draft Control

Smoking ruins a fireplace . . . one that doesn't draw properly won't burn cheerfully and is worse than none at all. Avoid smoking and other faults that ruin a fireplace by insisting on the Colonial Damper which controls the draft perfectly by enabling you to check it as low as you choose or open the throat wide for a roaring fire. The Colonial Damper compels the correct formation of the fireplace throat—the vital part—and helps to throw the heat out into the room where it belongs instead of up the chimney where it is wasted.

Takes Up Heat Expansion


The Colonial Damper meets all conditions of construction and is approved by leading Architects, Dealers and Contractors. It is the only damper made that takes up heat expansion within itself and thus prevents the possibility of a cracked fireplace facing.

New style "G" with "Armco" Iron damper door is the only damper with independent operating device that can be set high up in the throat where only best results are to be obtained.

Write for fireplace blue print or any fireplace information desired. Consult our experts freely without obligation. Folders descriptive of the Victor Electric Fireplace or "Glo-Hot" Electric Grate as illustrated sent on request.

COLONIAL FIREPLACE CO.
4641 Roosevelt Road, Chicago

Colonial Damper



Style "G" extension operating device enables the Colonial Damper to be set up high in the throat where only the best results of draft control can be obtained.



The Victor Electric Fireplace—a complete fireplace unit built ready to set against any wall like a piece of furniture. Includes mantel, facing, grate, amber coals and "Glo-bar" heating element. Complete, beautiful, practical and economical.



The "Glo-Hot" Electric Grate sets in any fireplace opening or in an open room. A complete heating unit that attaches to baseboard electric outlet. Looks like live coals and HEATS—without ashes, dirt or odor.

In and About the Garden

[[*Edward Parson*]]

THERE is at least one safe thing about spring transplanting that cannot be gainsaid. At that time you have all nature's laws in your favor. When a plant is awakening from its lethargic winter existence and taking on a burst of growing vigor it is in the best possible condition to overcome injuries or shocks of any kind. Fall transplanting is a convenience, but spring transplanting is the gift of nature itself. Even the things that are hard to transplant can be pretty safely handled if caught just as growth for the season starts. The amateur gardener will do well to absorb the fundamental principle of transplanting that any plant whether outdoors or indoors (as with potted plants in dwelling or greenhouse) can always be shifted or transplanted just as growth begins, and you can often take advantage of this fact in unsuspected ways.

TRANSPLANTING GROWING BULBS

For instance, to the amazement of some of my bulb growing specialists, I do not hesitate to transplant in the early spring just as the growth appears above the ground any of the Dutch bulbs, Tulips, Daffodils, etc., that I fancy would suit me better in some other place. Not that I would advise such radical transplanting as a regular practice; but that it can be done with perfect safety I have plenty of evidence to produce; and it may often be convenient to know that those bulbs that have been overlooked in some odd corner may be lifted and replanted.

This shifting of bulbs in active growth applies to a good many Lilies, too, in my experience; particularly the Regal which I shift about with impunity from the time the first rosette of leaves appears above the


ground until a day or so before the buds expand into bloom, and I have never lost under this treatment—not one out of thousands.

A good many of our garden practices are followed under inhibitions that perhaps are not always well founded. For instance, the old, old "almanacs" made much of planting "by the moon" but we have become superior to all such "old woman" customs. We know, we say, thanks to scientific research, what combination of light, heat, moisture, or whatnot makes the seed germinate. And yet, listen to this from an outstanding Australian florist whose testimony is at least curious and may be worth pondering over. The Pockett Chrysanthemums, by the way, set a new standard in the greenhouse. Thus Mr. Thomas W. Pockett in a recent issue of *The Gardeners' Chronicle* (London):

"Many scientific authorities have definitely stated in the past the folly of adhering to the moon theory as a guide to sowing seeds, yet I can prove conclusively that all unbelievers of the theory are wrong. It not only applies to the germination of certain seeds, but has a marked influence on seed production, when pollinating is done within a few days of the full moon. The theory as adopted by me for the last forty years, applies only to the raising of certain seeds under natural conditions. I sow Chrysanthemum seeds in August or September each year. The seeds are sown about ten days before full moon; should the weather be favorable, nearly all the seeds have germinated by the full moon. If the weather is not favorable (cold changes, etc.) they remain in the boxes until the next full moon. A few may (continued on page 114)



Some growers report that the Giant Branching type of Aster is the least inclined to wilt disease, and certainly it is a good type to grow



Nebraska State Capitol, Lincoln, Bertram Grosvenor Goodhue, Associates, Architects. J. H. Wise Company, Omaha, Contractors on first two units. Peter Kiewit Sons, Omaha, Contractors on third unit. Atlas White used for setting, back-plastering, and pointing the limestone, and for laying the four-inch brickwork backing.

A frame of harmonizing color for every brick or stone

The stately grandeur of the Nebraska State Capitol rises stone on stone, each one in a mortar of harmonizing color.

The mortar that achieved the architect's color theme will also perpetuate its beauty, for it is made of Atlas White Portland Cement. Non-staining, it will never stain the Indiana limestone which it encases.

To the mantelpiece in your home or to the

stone or brick exterior, Atlas White brings the same advantages. Mixed with white sand or marble chips, it provides a pure white joint that is non-staining, a prime essential in laying all fine masonry.

More, the strength of Atlas White is as permanent as its beauty. It fully meets all the requirements of standard specifications for Portland cement.


You can purchase Atlas White or Atlas Gray Portland Cement in any quantity from your own building material dealer. He is the only distributing agency between the Atlas plants and your concrete job. The flexible service which he offers on Atlas and the direct delivery of cement to the user bring Atlas to you at less expense than by any other method. And because he performs this essential, economic service, the dealer makes a vital contribution to the upbuilding of the community.

ATLAS PORTLAND CEMENT GRAY & WHITE

The standard by which other makes are measured

THE ATLAS PORTLAND CEMENT COMPANY, MAIN OFFICES: NEW YORK, ST. LOUIS

NEW YORK • ST. LOUIS • BOSTON • ALBANY • PHILADELPHIA • CHICAGO • DES MOINES • OMAHA • KANSAS CITY • OKLAHOMA CITY • WACO • BIRMINGHAM



INAUGURATED!

—the New Leader of AUTOMATIC HOME HEAT

THE ANTHRACITE administration continues—enjoying greater power and prestige than ever because now, at last, ANTHRACITE IS AUTOMATIC.

Automatic Anthracite stands for a NEW ERA in Home-Heating efficiency—automatic—no drudgery—no uncertainty— even temperature— safe— clean— economical.

Enthroned in thousands of homes and rapidly extending his services, the ELECTRIC FURNACE-MAN is recognized as one of the outstanding developments in the heating field.


The Electric Furnace-Man

—is a patented, automatic device which is everywhere modernizing the home-heating plant—completely solving the age-old problem of winter heat protection.

It burns the one safe fuel—ANTHRACITE—in the economical Buckwheat and Rice sizes—provides automatic fuel feed and ash removal—all under cover.

Clean, uniform, efficient heat with either thermostatic or distant manual control, or even at the stoker—whichever you prefer. Simple—rugged—quickly installed in any heating plant—warm air, steam, vapor or hot water.

You can order the ELECTRIC FURNACE-MAN tomorrow and have it operating in a few hours. Then you will know what it is to enjoy heating luxury with actual savings! Deferred payments if you prefer.



Patented Product of

DOMESTIC STOKER COMPANY

Gillespie Bldg., Seven Dey St., New York

DON'T delay. Investigate now. Fill in and mail coupon for unusually interesting book. See actual demonstration in our show room.

Domestic Stoker Co.,
Gillespie Bldg., 7 Dey St., New York
Please send me the attractive, illustrated book describing the ELECTRIC FURNACE-MAN—the Modern Automatic Home-Heating System.

Name

Address

Lawn making in the modern way

*Time-honored conventions discarded;
upkeep simplified*

ALBERT A. HANSEN
Purdue University Experiment Station

STRANGE to say, until recent years we have depended mainly on theory and guesses for the best methods of producing and maintaining turf although many millions of dollars go into making our American lawns. Due to the rise in popularity of the ancient and honorable game of golf, a strong demand has arisen for more specific information on the production of good turf, a demand that has been met by a large amount of experimental work.

No longer must we depend on the pet notions of an imported greenkeeper. A number of the old practices have been completely discarded as useless or, in some instances, as actually harmful to the grass.

LIME IN THE DISCARD?

For example, the thoroughly established custom of liming lawns on the approach of spring owes its origin to the fact that a number of farm crops, notably clovers and alfalfa have for centuries been known to respond favorably to lime and so it was argued that if lime is good for farm crops it must also be good for the lawn. The theory was accepted and the custom established. At the Arlington Turf Garden in Virginia, conducted under the auspices of the Federal Department of Agriculture liming of turf grasses was given a thorough trial. On a series of over four hundred plots that have been subjected to various fertilizer and other treatments for a number of years, it is noteworthy that *the limed plots are by far the weediest of all!*

FEED OR SEED?

Another common practice that has been completely upset is the annual reseeding of lawns. This custom is probably the outgrowth of the lowering quality of grass seed that has been available at local general utility stores during recent years. A large proportion of lawn seed mixtures offered on the miscellaneous market, particularly those put up in fancy, highly colored boxes, have been found to contain largely chaff weed seeds, and Timothy. Timothy makes a coarse, temporary sod and it is no wonder that when seed of this character is used annual reseeding is necessary as the weeds drive out the grass. But where any kind of a stand of Bluegrass at all exists, the amount of time and money spent on annual reseeding will show far better returns when invested in fertilizer.

How can fertilization best be done? The answer, of course, must be guided by conditions. There are thousands of lawns built on the clay subsoil that accumulated when the house foundations were dug, and here the fertilization problem is entirely different from lawns built on good top-soil. Where little or no top soil is present, an excellent plan is to spade in a good complete fertilizer, one analyzing about 10-12-6, to a depth of about

six inches at the rate of 1000 pounds per acre. The formula 8-12-6 (which means that it contains eight per cent. of nitrogen, twelve per cent. of phosphorus, and six per cent. of potash) is rather highly concentrated and may not be available from the dealer, but its equivalent or a fertilizer of a formula as closely approximating this as possible, should be purchased from a dealer in fertilizers. It is unnecessary to spade in to a greater depth than six inches since under turf conditions the roots are shallow and *do not ordinarily penetrate very deeply* when proper conditions are provided for their development. After the fertilizer has been spaded in prepare the seed bed and for each 1000 square feet work in about 20 pounds of either bonemeal or cottonseed meal into the surface and sow the seed.

Good results have been obtained by heavy fertilization without the use of manure, although where manure is available it is excellent when well rotted and spaded into the upper six inches of soil at the rate of one pound per square foot. Green manuring crops such as soybeans or cowpeas may be used in place of manure but few people are willing to grow these crops on lawn sites and plow them under.

EASY UPKEEP

After at least a fair sod has developed either on topsoil or on poor clay heavily fertilized, the problem of maintaining and even of improving the grass by proper fertilization is not a particularly difficult one, as many people imagine. One of the startling results of the experimental turf work has been the discovery that the fertilizer sulphate of ammonia not only stimulates the grass, being rich in the nitrogen that makes leaf growth, but in addition has a markedly discouraging effect on dandelions and other turf weeds. When properly applied sulphate of ammonia is the best of all lawn fertilizers, but when improperly used it is apt to seriously burn the sod. Apply the sulphate twice during the spring, the first time as soon as the grass has gotten a good start, and again a month later; and once during the cool days of October each time at the rate of three or four pounds per thousand square feet. Make certain that it is evenly distributed, never put on during a hot day, always water it in thoroughly, and, above all, do not exceed the amount recommended.

Main dependence should be placed on the sulphate treatment but it is well to supplement this with three annual applications of cottonseed or soybean meal or poultry manure scattered evenly at the rate of fifteen to twenty pounds per thousand square feet as soon as the grass has gotten a good start in the spring and every other month thereafter.

Another custom that has been cast into (continued on page 120)



If you have seen the old Jamestown Church tower and the restored portion at the back, then you have a pretty good idea of the color effect our Old Virginia Brick at once give, as we make them way down here in Old Virginia.

About These True Old Virginia Brick Made Way Down Here in Old Virginia

YOU doubtless recall that all the fine old Virginia homes, built in the early Cavalier Days, were all of brick. There were men who made a business of going about Virginia making the brick and then laying them up. Generally these were made right on the grounds. Two, and at the very best, three, jobs a year were all they could do. Jefferson's home, Monticello, near Charlottesville, was built that way.

All those old time brick were made in cherry and maple wood moulds. We are doing it exactly the same mould-made-way with our Old Virginia Brick. Yes, and furthermore, making them exactly the same size as Jefferson did his. Which is half an inch higher than present day standard ones. They make a far more interesting wall. Besides, if you are going to use Old Virginia Brick, then

by all means, have them true in size, as well as in color and shapings.


These bricks of ours, are made with material mined from the Blue Ridge Mountains. Mined and then ground up, made into a paste and moulded in the true Jefferson mould-made way. When they come from the Kilns, three to four weeks later, each brick looks as old as if Jefferson's own men had made it.

The colors are rich and soft, having a rare time-toned look.

When these very unusual brick are put into a wall, fireplace, or chimney, you would declare it had been built at least a century ago. No other brick gives this highly desirable yester-year result. Yours would be shipped direct from our Kilns way down here in Old Virginia.



Here's one of the moulds that our Old Virginia Brick are made in. It's exactly like those Jefferson made his in.



Here's a close up view of a portion of the Old Jamestown Church tower. These are said to be the first brick made in America.

Send for circular telling about
The True Mould-Made Old Virginians

OLD VIRGINIA BRICK

Old Virginia Brick Company
Salem, Virginia



"Good morning neighbor"

Wickwire Spencer Fence is Dog Proof

WITHIN its protection you may exchange a friendly greeting with a neighboring dog-owner without fear of a treasured bone being disinterred from under some choice planting, or your flowers broken by canine enthusiasm.

The demand has grown rapidly for a good looking, strong, lasting fence, easy to erect. So rapidly in fact that we, as a leading manufacturer, are able through quantity production to offer a quality fence at a price unheard of a few years ago.

There is a Wickwire Spencer Representative near you. Write the home office for complete details and prices.

WICKWIRE SPENCER STEEL COMPANY
37 East 42nd Street, New York City



Worcester Buffalo Cleveland Chicago Atlanta San Francisco Los Angeles Seattle Portland

WICKWIRE SPENCER
Chain Link Fence

Devices for American Homes

Readers are cordially invited to order any of these devices. Just send a check payable to Shirley Paine, Co. Doubleday, Doran & Company, 244 Madison Avenue, New York, and they will be ordered from shop or manufacturer. No stock is carried here and unless otherwise specified transportation charges are collect.

Conducted By
Shirley Paine



Is the furnace man on the job? Are you wasting coal, or is the house too hot for health? During variable days a good indoor thermometer is essential. You can read this one without putting down your paper. Gold, green, blue, yellow. \$1 postpaid.



Here is the last word in space-saving and current-saving efficiency on the breakfast table—a 6 cup percolator with a toast making drawer underneath. Either percolator or toaster can be used independently to save on electricity. Strongly constructed for real service in heavy nickel plate. Height 14", price \$12.25, postpaid in U. S. A. Operates equally well on either A.C. or D.C. current.



Style the kitchen! We've found a group of most unusual utensils made of HYBLUM—strong as steel, silver bright, aluminum light; won't dent, wears for ever, never tarnishes. Gauge thick enough to cook vegetables without water to hold all vitamins. Red or green bakelite handles; stunning designs. Pot 6 qt. \$7.90, 8 qt. \$10—postpaid. Write for a folder of other unusual new and artistic items.



This new small washing machine fills a real need. Enclosed universal motor. Takes 2 large sheets, 6 shirts, finest lingerie. Works fast, never damages delicate things. Nickel top; choice of ivory, blue, green and red enamel. Costs 1¢ per hour. Stores out of way; wt. only 20 lbs. \$47.50. A nice catalogue.



The very newest sash equipment for our readers! Economical. Weatherproof, never rattles; touch a spring and sash releases for easy cleaning; makes ideal ventilator; avoids drafts. Any carpenter can install on old or new buildings. A fine catalogue.

"This is a real housewarming Ed because you told us to install a Newport!"



"IT'S perfectly marvelous—our house at 70° all the time and even in the coldest weather—we only put coal in our Newport once a day. In milder weather, just two or three times a week."

This feature of heating convenience appeals strongly to the lady of the house where a Newport does its work. She is sure of constant warmth, without downstairs drudgery. Once-a-day fueling or less always provides enough fuel in the magazine of a Newport to maintain uniform heat for long periods without attention.

The head of the house too, appreciates freedom from coal-shovel slavery, but in his role of Chief Bill-Payer, he is keenly alive to the value of a heater which burns the smaller and so much more economical, sizes of fuel. \$5 to \$7—that's what he saves per ton on fuel, with a Newport because its modest appetite is satisfied with No. 1 Buckwheat coal that means a smaller fuel bill. As much in some cases as 50% less—which strikes him as extremely worth while.

Naturally, you're interested in providing the most heat at the lowest cost for your house, so we urge you to send for this booklet, "How My Family Fuel Budget Can Be Reduced." We'll send it free at your request, use the coupon below.

NEWPORT BOILER COMPANY
Division, Hart-Parr Company
529 So. Franklin St., Chicago

NEWPORT MAGAZINE FEED BOILERS

Distributors in all Principal Cities U. S. and Canada



A size for every need Bungalows, Homes, Apartments and other buildings. Steam, Vapor or Hot Water systems.

MAGAZINE FEED

THIS diagram shows the unique magazine-feed principle of the Newport Boiler. You fill the magazine never more than once a day . . . usually two or three times a week, as the weather requires. As the fuel burns away at the bottom gravity feeds more coal from above. An even fire-bed is maintained.

Successful heating for 15 years. Thousands of satisfactory installations have proven the soundness of Newport-magazine feed-heating.

Your own heating man makes the installation.

NEWPORT
BOILER COMPANY
529 S. Franklin St.,
Chicago.

Please send me the facts "How My Family Fuel Budget Can Be Reduced 30 to 50%."

Name

Address

.....

but there are no sewers!

Don't let that deprive you of the pleasures of suburban residence. The new improved San-Equip Siphon System provides satisfactory sewage disposal. Your country home can have all the appointments of a modern toilet and bath. Health protecting sanitation—greater living comforts—yours with a



San-Equip
SIPHON SYSTEM


The siphon drain is combined with the septic process in one complete unit—entirely automatic in its action. Built for lasting, dependable service. Plans, details, and prices sent you without obligation. Write now.

CHEMICAL TOILET CORPORATION
889 E. Brighton Ave.
Syracuse, N. Y.


San-Equip

Makers also of the San-Equip Self-Drain Waterless Toilet

Devices for American Homes



When French fries pall and hashed brown grows monotonous, just try this brand new gadget, the "Curl Cutter." It transforms a whole potato into a single thin spiral as shown. Fried in deep fat the result is a delicious mound of crisp delight. Fine for garnishes of beets, etc. 35 cts. postpaid in U.S.A.



For the child grown up enough to wash its face or brush its teeth at an adult's washbowl we've found STEP-PUP. Amusing, but most practical. Strongly made; figured oilcloth blanket, painted blue or pink; 6" ht., 16" long, 7" wide. No more dangerous climbing on chairs. \$3, delivered 100 miles, N.Y.



What a convenience! A three shelf dust-proof hat bag to hang in your closet, yet which collapses in a second to take traveling for use in hotels to protect your hats. Only 1/2" thick folded, 25" high extended. Hangs from rod, light fixture or any handy projection. The covering is an attractive flowered chintz; opening flap has snap fasteners. A useful and novel outfit. \$3.50 postpaid.



Slicing onions for salad used to be a tearful process, but our ever-vigilant scouts have located this entirely new slicer which avoids all this trouble. The glass container rests on a wood base and a special slicing knife operates through the cover—merely push the handle down. Complete \$1.35 postpaid.



This electric outfit plugs into your light circuit generating ozone; freshens the air just like after a thunder shower outdoors. Avoids incense and other heavy odors to kill staleness. Removes all tobacco smell from rooms, drapes, etc. Run steadily, costs \$1 per year for electricity. Most efficient \$35.

Keep your rugs
LOVELY
through the
years



THE fresh, smooth beauty of your rugs contributes largely to their charm. Continual slipping or rumpling mars the finest scatter rugs.....causes needless destructive wear.

Keep your rugs lovely through the years with Duro Gloss Rug Anchor. It is expressly designed to insure longer wear, more lasting beauty because it holds your rugs flat to the floor, keeps them from curling, slipping and rolling.

Pin a dollar bill to this coupon and we will send you a 18" x 27" piece of non-slip Duro Gloss to use under whatever rug you choose. A piece this size will be ample for small scatter rugs. For lasting beauty, new wear and greater comfort for your rugs, send the coupon now.

J. C. HAARTZ COMPANY
New Haven, Conn.



J. C. HAARTZ COMPANY, New Haven, Conn.
Enclosed is dollar bill for which send me a 18" x 27" piece of non-slip Duro Gloss to try under my rug.

Name

Address



Footprints on a white shirt front are scarcely good form, but they'll get there when shoes are packed loose in bags. Dust can't sift through the elastic stitch of TECS. Take all sizes. Protects good shippers also. Choice lapis, sapphire, opal, onyx, 2 prs. in a clever nice-looking gift box, \$1.50 postpaid.



And Really Begin to Enjoy Your Home

RIGHT now you and your furnace man, if you have one (or your wife, if you haven't), are struggling to keep your heating system in step with the widely fluctuating temperatures of Spring. Count how many times you run to the cellar to open drafts to drive up heat, or to close them to keep it down. And also count how many times your home is actually comfortable—not too cool—not too hot. Then take a look at the emptying coal bin. Are you going to fill it up again?

After five short months cold weather will return. Are you going to resume your job as coal heaver? Are you going to continue your job of dirty manual labor, or will you let a simple mechanical device do the work for you?

The menial furnace chores that have to be attended to by someone in your family can be once and for all eliminated

if you have a Quiet May Automatic Oil Burner installed. When you have a Quiet May no one has to watch it or regulate it or do anything at all to it. It is automatic. It takes care of itself.

Have you ever taken the time to familiarize yourself with the Quiet May Automatic Oil Burner. . . . Do you know how it works . . . what it looks like . . . and how it is installed? . . . The answer to all of these questions are contained in the booklet shown in this advertisement. Send for a copy of this booklet. It is a picture book. It tells the complete story of the Quiet May Automatic Oil Burner.

The booklet is free and you incur absolutely no obligation in asking for it. Send for it now and determine that next winter you will "let the furnace man go forever."

QUIET MAY

AUTOMATIC OIL BURNER

Manufactured by
MAY OIL BURNER CORPORATION
BALTIMORE - - MARYLAND



MAY OIL BURNER CORPORATION
Baltimore - - - - - Maryland

Please send me a copy of your free booklet that shows in picture form how the Quiet May Automatic Oil Burner looks and works.

NAME _____
ADDRESS _____



The Smart Touch-Metal-Frame Screens In Color If You Wish

THE rapidly growing preference for metal-frame screens is based on definite superiorities. First of all, metal-frame screens are better looking, neater and more durable. They let in more light.

And now, with color available for those who wish it, the modern metal-frame screen offers an added touch of beauty and smartness to the modern home.

The newest ideas about screening will be gladly supplied by this association—the country's foremost screen designers. Send coupon below for valuable booklet, "The Fine Art of Screening the Modern Home."

THE SCREEN MFRS. ASSOCIATION OF AMERICA
Member representatives in all principal cities.



The newest ideas on screening are told by the Association's experts, in this book. It is free.

THE SCREEN MANUFACTURERS ASSOCIATION OF AMERICA
462 East McMillan Street, Cincinnati, O.
Please send free your new book, "The Fine Art of Screening the Modern Home"

Name

Street

City

State



Dig over the soil a spit (length of spade blade) deep every spring, adding fertilizer at this time and mixing it in

Springtime garden beginnings

First steps in digging, sowing and planting

ELLEN EDDY SHAW
Brooklyn Botanic Garden

WHEN the first warm days come, or even when the first breath of warmth is felt in the air, it seems as if one must dash outdoors and start planting seed. But it is a long cry from the first days of warmth to the right temperature in the ground for planting. Here is a little trick to try. Go out into the yard, pick up a handful of soil, squeeze it—not too tightly—so that it becomes a ball, then open your hand, and and if the soil ball breaks lightly apart, dash into the house and get your spading fork. But if the handful of soil remains a tight ball, wait a little while longer. That primeval vernal impulse which pushes us along so often in the springtime must be curbed.

Most people waste more time in getting started too soon than in starting too late. So, when the little soil testing experiment tells us it is really time to start the garden operations, begin to spade up the garden. Do not be afraid to dig too deep. Drive the spading fork down to its head in the ground, turn over the soil, and break up any lumps with the tines of the fork. There is an English method of preparing the garden called "trenching." It is an excellent method to use with small gardens. In trenching one practically digs the garden and turns it upside down, thus:

Suppose you stand now facing the garden border or bed. Mark it off in strips running widthwise of the garden, strips measuring about two feet across. Now start spading up the first strip, throwing the soil over beyond the garden or onto a path. Start the second strip. The soil thrown out of the second strip is turned over and into the space left in the first area. Continue on down

the garden bed in this way until the soil of the last strip has been turned bottomsides up and placed in the preceding strip. Now we have a yawning cavern, which, of course, is to be filled with the soil from the first strip.

This is a wonderful method because it shakes up the whole garden and brings into play those lower depths of soil, bringing them to the surface, to air and to sunlight, turning down into what one might term the root area of the soil, the topsoil, which, of course, is that portion where plant food is most accessible, and it is then placed just where the young roots can get at it.

The beginner is saying, "Well, aren't you going to fertilize the garden this spring?" Yes, let us do so! If January's little talk was well digested, then you know exactly what food elements you would like to add to the garden. Of course, if well-rotted stable manure is accessible, that is going to be spread on the ground. When old gardeners are asked how much stable manure to use, they usually reply "all you can get," knowing perfectly well in this day and generation you are not likely to get an overplus. If you could spread it an inch thick over the entire garden before the spading starts, it would be a great help. If you must depend on chemical fertilizers add the fertilizer the day you are going to plant, spading the garden first, raking the soil thoroughly, then sprinkling on the proper amount of fertilizer, let us say twenty-five pounds to every eight hundred square feet (this is about the size of an average city yard). Rake into the ground very thoroughly the bonemeal, the chemical fertilizer, (continued on page 110)



Less Space; More Room



KV Clothes Closet Fixtures

More room for orderly storage of clothing in less closet space is assured with K-V Clothes Closet Fixtures—the ideal garment carriers.

Fits all closets in old or new homes

This device is quickly attached to the underside of a full depth closet shelf. At a touch the extension rod, from which the wardrobe neatly hangs, comes forward into view. Selection is easy—everything is in place. K-V Fixtures are giving permanent satisfaction in thousands of homes. Handsomely nicked and durable; they cannot get out of order. Made in lengths from 12 to 60 inches. If your dealer cannot supply you write for full details, prices, and other K-V household conveniences.

Knape & Vogt Mfg. Co.

1654 Muskegon Ave., Grand Rapids, Michigan



THIS MODERN 6 ROOM HOME NOW ONLY \$1024
PAY ONLY \$15.65 Per Month

Why not live in a modern new home of your own instead of in an old and shabby rented house that is costing you a fortune every year? You can build a new home on the STERLING PLAN and pay for it with your rent-money—as low as \$8.10 per month for a 6-room house. We even advance cash to help you build if you own a well located city lot.

Build Now and Save Money!

We ship you any home you select, ready to erect—lumber cut to fit, FREIGHT PAID TO YOUR STATION. No high interest or financing charges. Lowest prices in the history of our company. Big discounts for cash. Send 25c in coin today for beautiful Color Book of Sterling Home Plans and select the home that you want us to ship you.

INTERNATIONAL MILL & TIMBER CO.
9433 S. Wenona Ave.
Bay City, Mich.



International Mill & Timber Co.
9433 S. Wenona Ave.,
Bay City, Mich.


I am enclosing 25c in coin for the beautiful Color Book of Sterling Home Plans. Also send information about your easy-payment terms.

Name

Street

City

State



Let's Have Less Intimacy

Why display the "Ugly Duckling" of the bathroom—the unsightly toilet bowl—when it can be completely veiled in a few minutes' time with a ZUNDEL Sanitary Toilet Chair?

Easy to clean, sanitary and as beautiful as any chair in your home. Colors, designs and trims to match any decoration scheme.


KILLZUN, Inc., Tribune Tower, Chicago

Ask your plumber for particulars and prices or write direct for beautifully illustrated portfolio No. AH-3



Old or New Plumbing Fitted Perfectly

Zundel
SANITARY TOILET CHAIR



STAYBRITE NO-TARNISH TISSUES

SILVERWARE wrapped in Dexstar Staybrite Tissues will not show the slightest tarnish after long storage. Staybrite is a new, patented discovery that protects highly polished metal or glass against smoke, sulphur or gas-charged atmosphere.

Staybrite Tissues are extra strong, yet velvety surfaced to guard against scratching. Ask your stationer or department store to order Staybrite Silver Wrapping Tissues.

Sample of Staybrite (48 sheets, size 20 x 30 in.) Mailed to you for \$1.00
Address Dept. No. 7

C. H. DEXTER & SONS, INC.
Highest Grade Thin Papers
WINDSOR LOCKS, CONN.



Beautifully with BARTONS Trimmings

At the first sign of spring, the modern woman crimps up her curtains... makes new draperies... trimly tailored slip covers... and gay closet-shelving for the kitchen.

If she has used Bartons Trimmings she knows that whatever she makes will be smarter if it is finished with one of these charming trims. And she will want to see the new styles and new colors... samples of which we will send her. If she has never used Bartons Trims, and doesn't know how lovely they are... in what smart colors they come... and how easily she may apply them, she, too, will want to see our samples.

Bartons are the only trimmings made from genuine "Everfast" fabrics, guaranteed never to run nor fade... they are folded double, and pressed, so that one sewing does the work quickly and neatly.

Write for samples and mention name of your favorite store... you'll love them and want to use them again and again when you see how easy it is to beautify with Bartons Trimmings.

Bartons Fabrics Co., 77-D Madison Avenue, New York, N. Y.



How I Earn Splendid Pay as an Interior Decorator

Six Months Ago I Laughed at the Idea of Learning Interior Decoration at Home. Yet I Received the Surprise of My Life. Here's What Happened:

By Mrs. Estelle Brown

I had just about resigned myself to a life of dull, low-pay, routine work when I made a really astonishing discovery. I found an entirely new field for women—a field where salaries are high, where the work is fascinating, where each day offers a wonderful new adventure. This is the field of *Interior Decoration*. Through a friend of mine I learned of a practical Course, prepared by the National School of Interior Decoration, whereby I could train for this interesting work right in my own home and in my spare time.

Before I had completed my Course, I had earned enough money to more than pay for the cost of my training. When I had finished, I opened up—at no additional expense—a cozy studio in my own home. Now I can scarcely find time to accept all the interesting work that is constantly being offered me!

Uncrowded Profession

The widespread interests in Interior Decoration has created thousands of splendid opportunities in this fascinating field. And now you can easily realize your ambition to become a successful Interior Decorator. You learn by mail, the up-to-date professional way. No preliminary training necessary. Decorating experts, with 15 years of outstanding



achievements to their credit, will quickly unearth and develop your latent talents; help you mould for yourself an interesting career; increase your cultural knowledge and social prestige; enable you to start a profitable business of your own or quickly qualify you for a well-paying, full or spare time position in any branch of this rapidly expanding field.


Send now for our FREE ILLUSTRATED BOOK. It describes the splendid financial and cultural rewards Interior Decoration holds for you. Mail the coupon to the National School of Interior Decoration, the leading school in the United States teaching Interior Decoration by correspondence.

National School of Interior Decoration, Dept. 434, 119 W. 57th St., New York City

You may send me FREE and without obligation, a copy of the new book "What You Should Know About Interior Decoration—and Why!" which fully explains the wonderful opportunities in the field of Interior Decoration and your Home-Study Course.

Name.....
Address.....
City..... State.....

I am interested in decoration as a
 Profession for Home Use Cultural Value



GALLOWAY POTTERY Gives the Essential Touch

TO one who loves a garden Galloway Pottery appeals with its grace of line and pleasing color, giving striking contrasts midst flowers and sunshine and the shadows of the trees. Shapely jars, glazed or unglazed and other delightful pieces for the garden, sunroom and porch, including

- Bird Baths, Vases,
- Gazing Globes, Sun Dials, Benches and Flower Pots

High fired Terra Cotta has stood the test of time assuring you of enduring beauty whether used in the garden or indoors.

Send ten cents in stamps for catalogue of 300 numbers



SHOP WINDOWS OF MAYFAIR

BY SHIRLEY PAINE

This is your department, please feel free to use it early and often. The more things you buy through Shop Windows of Mayfair, the more things we can show here. Each article has been chosen because of value, smartness, or usefulness. Our Board of Censors is active, and everything on these pages


had to receive a unanimous vote before being shown to you. Make checks payable to Shirley Paine, care Doubleday, Doran & Company, Inc., 244 Madison Avenue, New York. Write her, enclosing check for the article you wish, and she does the rest. This service is entirely without charge.



Quite often an extra mirror of good size is needed to complete a scheme. These are usually quite expensive in good designs but this one is a delightful exception. It is Colonial Chippendale made of finest mahogany in faithful reproduction.



Fine for over mantel or buffet. 54" long x 34 1/2" high overall. Hand carved and real gilt ornaments. Triple feather carved at top is insignia of Prince of Wales. \$55 FOB Boston. Write me for a fine catalogue.




For those who forgot to get one of these in Paris I offer salvation: an electric cane with light on handle. Turn ring, and a brilliant flash results. A most swanky man's gift, \$10, p'pd. 100 mi. N. Y.

This wrought iron floor candlestand fits beautifully into Colonial, Spanish or Italian rooms; hand-forged in the North Carolina mountains, very effective at either side of a fireplace, in a hallway, on a stair landing. Price \$16. Send for a lovely catalogue of other things.



April is repair time for fireplace equipment. This new invention not only protects valuable andirons from damage from heavy logs, but makes it possible to use slightly damaged ones without fear of breakage. Three legs each, won't rock; wt. 35 lbs packed, \$4.50 per pair.



Not a short-lived present but a soundly sensible, month-after-month gift that appeals to a man's practical nature—50 of the famous new Gillette double edged blades in a smart gift chest with regimental stripes which makes a useful cigarette, stamp, or sewing box. \$5 complete, postpaid. A cool keen shave every day in the year means a smiling breakfast disposition—wise wives please realize!

It is a delightful experience to find a whole shop devoted exclusively to the origination and sale of children's furniture and decorations. Nowadays far-seeing parents realize keenly that the little folk deserve just as attractive surroundings as grownups, and nursery styling is coming more to the front. Besides junior sized chairs, bookcases, tables, and other accessories, there are interesting things like



This practical electric unit, although shown elsewhere in this issue, is so unusual that I am giving it space here too. It is the last word in space-saving efficiency—a 6 cup percolator on top and an efficient toaster below, yet uses no more current than a single unit. Either part operates independently; universal current, heavy nickel for real service. Price \$12.25 p'paid U. S. A.

the screen illustrated here with a scrap basket to match. Both are covered in colorful wallpaper, nicely glazed and sell for \$40.50 FOB N. Y. and \$12 postpaid, respectively. If you will write Shirley Paine enclosing a check, I can order either or both for you. There is a folder illustrating other nursery things that can be mailed out promptly. Just command me.



**Club life on
your own porch**


THE "atmosphere's" the thing . . . after all . . . and OLD HICKORY furniture on your porch will bring you the restfulness and comfort . . . if not the quiet and remoteness . . . of the country club or summer camp.

OLD HICKORY on the porch will serve you every day, and every evening. You'll find the "OLD HICKORY" trade mark on all the best-looking porch and garden furniture. Every piece of OLD HICKORY furniture you may buy you will find comfortable—thoroughly comfortable—and you will find it artistic, too, truly beautiful because of the handsome design and skilled workmanship. There is no other furniture which will stand hard outdoor usage like OLD HICKORY, and no other fine furniture so low priced in first cost, nor so durable under any service.

Have your porch this summer reflect the restfulness, comfort and beauty of the great outdoors by furnishing it with OLD HICKORY made in Martinsville, Morgan County, Ind.

Write us for complete information and we will send you the name of the OLD HICKORY dealer nearest you. Our complete catalog of all the beautiful OLD HICKORY pieces for 26 cents . . . "We furnish the Great Outdoors."

**OLD HICKORY
FURN. CO.
MARTINSVILLE, IND.**
1230S. Cherry St.
Trade-Mark Brand
Burned into Every
Piece of Genuine
"Old Hickory"



Decorative and practical is this combination bench, table and toy box made exclusively by



215 EAST 57TH ST., NEW YORK

**INTERIOR
DECORATION**

**FOUR MONTHS
PRACTICAL TRAINING COURSE**

Period and Modernistic styles, color harmony, draperies and all fundamentals. Personal instruction by New York decorators.

RESIDENT DAY CLASSES
start July 8. Send for Catalog 12R

HOME STUDY COURSE
starts at once. Send for Catalog 12A

**NEW YORK SCHOOL OF
INTERIOR DECORATION**
378 Madison Ave. Est. 1916 New York




A piece of new Furniture in your home this Spring will refresh and enliven the spirits of all who come within the influence of its charm! The Dutch motif gives graceful form to this Colonial Maple Tilt-Top Table—which stands 28" high, with 15½" square top. Made also with 22" round top.

Richter Furniture may be purchased through your Architect, Dealer or Decorator. Catalogue on request.

RICHTER

FURNITURE COMPANY
514 EAST 72ND ST. • NEW YORK
In Chicago at 820 Tower Court



**YE
IRON
SHOPPE**

250 Boylston St.
Boston, Mass.

**WROUGHT IRON THINGS LEND
DISTINCTIVENESS TO THE
EXTERIOR AND INTERIOR OF
THE TOWN HOUSE OR COUNTRY
ESTATE**



Complete Line of Andirons

HOOKED RUG SHOP

Provincetown, Cape Cod, Mass.



Headquarters for Hooked Rugs

ANTIQUe HOOKED RUGS

Rarest specimens, most reasonable prices.


CONTEMPORARY HOOKED RUGS

Utterly unlike others—exquisitely fine hand hooking—soft glowing colors—absolute durability.

RECONDITIONING HOOKED RUGS

We restore the oldest pieces so that they will give a lifetime of service—Send rugs for reasonable estimate.

Send for booklet and avail yourself of the services of one of the smartest shops in the East.



**Give your flowers
a chance**

Train them over this graceful arch. They will do better and the effect will transform your entire garden. Painted green and weather-proof. Easy to put up.

In 18" width, \$12; 24", \$15; 30", \$18; 36", \$21—all 7' high, 5' span. Special sizes to order. Have your dealer order one now. Immediate shipment. Mfd. by the John P. Smith Company, 493 State Street, New Haven, Connecticut

**SMITH
WIRE ARCHES**



No. 33
BIRD BATH
32 IN. HIGH
26 IN. WIDE
PRICE \$22

No. 66 - GAZING BALL
10 IN. DIAM.
PEDESTAL 32 IN. HIGH
COMPLETE \$28

**CAST IN
STONE**

Primo Art Garden Furniture brings to you the charm of old-world gardens. It is really cast in stone; quickly weathers to the color of natural stone; endures for generations because not affected by heat, cold, frost or dampness.

Write for FREE
ILLUSTRATED CATALOG A

PRIMO ART
Cast Stone Garden Furniture
PROVIDENCE • R. I. • U. S. A.

Get Ready for Pleasant Hours in the Garden

HERE'S a set of four guides every garden lover should own. Full of hints, discoveries, secrets, and short cuts to successful growing. Easy to read and understand. Pocket size. Fully illustrated and indexed.

Volumes 1, 2, and 3 . . . each \$1.43
Volume 4 each \$1.90



GARDEN SET

For the man or woman who likes to do planting and cultivating. Light but strong—of specially tempered English steel, with finely finished ash handles. Set of spading fork, hoe, rake, spade, trowel and hand fork.

Adults' set, illustrated . . . \$9.75
Ladies' set, D handle . . . \$7.75
Child's set, 4 pieces, D handle (hoe, rake, spade, fork) \$5.50



TROWEL, DIBBLER, FORK

Trowel, Dibbler and Fork—three essentials, these! Imported from England, made of heavy forged Sheffield steel, with varnished handles of ash.

Short handled trowel or fork, 12 inches over-all, each . . . 95c
Long handled trowel or fork, 20 inches over-all, each . . . \$1.00
Straight handled dibbler, 13 inches over-all, each 55c

KNEELING MAT



Save your knees and your clothes with this English-type kneeling mat of woven Chinese rushes. It is well-padded and has a waterproof bottom. The sides are built high to protect the clothes. Each \$1.50

PRUNING SHEARS



Pruning Shears are indispensable at this season, and here's a specially suitable pair for ladies. Light weight, imported model, nickel plated finish, 7 inches over all. Volute spring assures easy action. Each \$3.00

Write for Catalog 319 showing full line of Garden Tools—FREE.

Send check, money order, C. O. D. instructions, or charge account references

Hammacher Schlemmer & Co.

57th St. ~ 145-147 East
(Near Lexington Ave.)
New York, N. Y.

Delivery Prepaid within 100 Miles—To Points Beyond, Charges Collect

SHOP WINDOWS OF MAYFAIR
Shopping Service



April brings thoughts of the garden and I have found a Boston studio making reproductions of fine English lead ornaments at sane prices—something entirely new in this country. This lovely

bird bath is quite large—19" long, 11" wide, 4" deep. Price \$40 FOB Boston. Send for folder. Also a wonderful catalogue available on Colonial light fixtures of all kinds, just write Shirley Paine.

These two ivy pockets were chosen from many others. Brackets hand-forged in the North Carolina mountains. Hand made earthenware pots. Bracket \$3; pots, pot holder \$2.50; complete \$5—either design. Choice deep blue, soft green or black. Holds regular 5" flower pot.



Both elders of sporting inclination as well as young folks will be fascinated with this very accurate but harmless indoor target pistol. It uses strong rubber bands and ordinary Number 6 shot, and the complete outfit includes three birds

for targets as well as bull's-eye targets, together with spare rubbers and a supply of shot. The accuracy of this toy outfit is amazing and party guests are delighted to try their hand. The price is \$3 postpaid in the U. S. A.



Footprints on a white evening frock are certainly not in style! These soft knitted bags called Tecs solve the problem. Elastic diamond stitch prevents dust sifting through, and protects delicate slippers from other packed

objects. Slip over all sizes and come in 6 color schemes: Lapis, Peridot, Sapphire, Opal, Onyx, Prase. Fast colors; washable. Gift box with 2 pairs, \$1.50 postpaid east Miss.



One of New York's smartest shops has given me this exclusive and original three piece chaise longue, shown here for the first time. It is most practical—making three separate pieces, a long chaise, or a short 2 piece chaise. Complete covered in your own choice of

stunning glazed chintzes, cretonnes or quiltings, \$95. Armchair and slipper chair complete, \$65. Separately: Armchair, \$39.50, bench, \$28.50 slipper chair \$32.50. Maple, walnut or mahogany legs. No crating charge. Just tell me your color scheme and cuttings will be mailed gladly. Many glorious patterns to choose from insure harmony.

ART CRAFT WARE



PANCAKE GRIDDLE AND BACON BROILER \$4.50

A ROUND OF PLEASURE

Just one wheat cake after another—or reverse the griddle and you have a convex surface which is ideal for broiling bacon—with a trough around the edge to hold the grease.

The Griddle and Broiler is made of Hyb-Lum, the new nickel, chromium, aluminum alloy—bright as polished silver, light as aluminum and strong as steel.

It will last through generations of breakfast-table autocrats.

On sale at the better gift shops—or mailed direct to you upon receipt of money order for \$4.50. (We pay postage.)

ART CRAFT WARE STUDIOS

300 S. Liberty St., Jackson, Mich.

Attract Song Birds



Birds protect your gardens by eating bugs and insects. Prepare now for the birds' home coming. Their choice is a New Hampshire Red Cedar Bird House.

Try This: Place a cedar house beside any other and watch the birds struggle for ownership of the cedar house. They love the rustic and sweet-smelling wood.

No. 21. A very attractive red cedar house 13 in. high. Price \$2.25 F. O. B. Boston. Mass. 4 lbs. Its colors showing them all will be cheerfully sent by addressing THE BACHELLER ASSOCIATES OF BOSTON, 30 Newbury Street, Boston, Mass.

Special Club Offer



To American Home readers, we will send on receipt of check or money order, a feeding station and two bird houses, at the special price of \$5.00. This offer is F. O. B. Boston, shipping weight 14 lbs.

KNOW YOUR HOME

Send for This Book on

Period Furniture Styles

A brief, authentic and easy-to-read history of furniture styles—originally written for the furniture trade, now offered to the general public. A mine of information. Enables novices to identify furniture. Makes you familiar with your own home. 154 pages, 30 chapters, 250 illustrations. Well printed and bound. Highly endorsed. Only \$1.00 postpaid.

CENTURY FURNITURE CO.
50-D Logan St. Grand Rapids, Mich.



You'll Find a Hundred Uses

FOR this Solitaire Table. Set it up in a jiffy at your favorite arm chair and write in comfort. It's charmingly finished in a variety of colored Duco lacquers to match your decorative motif, too! An adjustable leg provides just the right height to suit your convenience.

On sale at smart shops and department stores. Write for descriptive folder.

Distributed by
CHARLES HALL, Inc.
3 East 40th Street, New York
Built by
The Solitaire Table Company
at Old Saybrook, Connecticut

Fruit Juice Quick



NOW you can get a glass or a gallon of orange, lemon, grapefruit or lime juice—easily, quickly without muss or bother. Simply turn the handle and strained juice pours into the glass. You get all the juice from the fruit. Bowl and reamer are of highest grade vitreous china, easily removed for washing. Always sweet and clean. Acid and stain proof. Four vacuum cups hold the stand securely in place. No clamps or screws. Simple, sturdy—finished in bright orange lacquer.

"Holmes" Juice Extractor Approved by Good Housekeeping Institute. Obtainable at most department and hardware stores; also gift shops, or we will ship express prepaid for \$9.95. **HOLMES MANUFACTURING COMPANY** 647 So. Johnston Street, Los Angeles, California

WOOD-TOTE

makes the fireplace a real joy! *



WOOD-TOTE takes the fuss and muss out of carrying firewood. Carries more wood without struggle. Protects the clothing. Stoutly made in cheery colors. Money back if not satisfied.

\$2 In Carib Green or Woodland Tan, De Luxe Style \$3

RICHARDSON-GARRETT BAG CO. Dept. n. Jersey City, N. J.

Oriental Rugs, Antiques Collectors' Pieces Fine, Serviceable and of Front Rank

Such as are shown in rug books and in museums. Production of these rugs ceased years ago; original sources are exhausted, yet my unsurpassable stock gives you widest selection.

Will improve any collection and I invite comparison. All are glistening jewels that satisfy the further ambition of any EXPERIENCED EXPERT.

Descriptive list sent upon request

THOS. F. DAVIS, Dept. 29, Skaneateles, N. Y.

UNFINISHED FURNITURE Specialists

Send one dollar for our catalog which aids in achieving rooms of interest and beauty.

In this one important book you will find twenty-six beautiful interiors, over 200 individual pieces of Campbell shop furniture and many ideas on economical and tasteful ways to furnish your home. It will be promptly sent you upon receipt of **ONE DOLLAR** (which will be refunded upon any purchase of furniture.)

The Campbell Shops OF NEW YORK, INC.
216 East 41st St. New York City
Near Grand Central Terminal, Vanderbilt 7226

All our furniture is sold unfinished. You may paint it yourself or if you prefer we will paint or stain it "as you like it" in our own workrooms.

Out of the Ordinary Beautiful - Inexpensive LIGHTING FIXTURES

HAND-WROUGHT of COPPER, BRASS and PEWTER

DISTINCTIVENESS

Three new especially beautiful handmade sconces recently added to the Industrial Arts Line are shown above. These are reproductions of exceptionally fine antique pieces and are available at very moderate prices in tin, brass, copper or pewter. No fittings in your home add so much to its atmosphere of charm and good taste as Industrial Arts lighting fixtures, and at a cost so low that it will be well worth your while to write for our illustrated booklet gladly sent on request.

INDUSTRIAL ARTS INC.
35-K NORTH BENNET ST. BOSTON, MASS.
DISPLAY ROOMS at 65 Beacon Street

Rooms You'll Love to Own

Happy, Livable, Home-like Rooms

You can learn to create them (for yourself or others) with the help of the 12 EASY, PERSONAL LESSONS in Home Decorating, by **Winnifred Fales, Herself**

"BOOKLET A" tells all about them. Write for it. It's free.

STUDIO of DECORATIVE CRAFTS
East Orange - - - New Jersey

DRESSING TABLE UNFINISHED

Ready for painting and draping in your own material.
TABLE, only \$17.50

HEARTHSTONE FURNITURE COMPANY, INC.
224 East 57th Street, New York

THREE OF OUR SMART NEW IRON "SPECIALS" FOR APRIL

This clever little smoking stand is hand-forged, has 12" tray, is 29" high. It may be had in crackle green or silver antique. Has convenient carrying handle. Price \$9, F.O.B. N.Y.

Most practical iron smoking stand in America; combines book trough, ash and match receivers, glass tray; has useful carrying handle. In antique silver, ht. 30". Price \$25.25, F.O.B. N.Y.

The first glass top iron table at a sane price. Finished in Pompeian green; ht. 25", diameter 24". Charming for terraces, sun-rooms, verandas. Price, \$30.50, F.O.B. N.Y.

Any Special Colors 50 cents each extra.

three new yorkers

4 West 47th St. New York BRYANT 0285

Colonial Fireplaces

were almost always finished with a wood mantel. The one shown here is a copy of one of the simple ones, charming because of its good proportions and delicate mouldings.

Catalogues:
A-6 Andirons & Fixtures S-6 Screens
M-6 Mantels F-6 Franklin Stoves

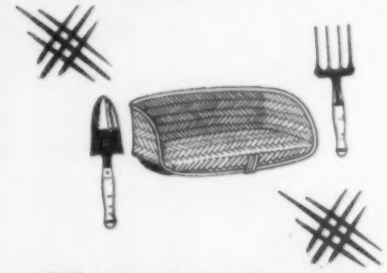
Edwin Jackson Incorporated

Downtown: 50 Beekman Street, N. Y.
Uptown: 65th St., cor. Lexington Ave., N. Y.

SHOPPING WITH JANET GRAY AT LEWIS & CONGER




THE Luggage Stand is certainly a trouble saver when packing for a trip. You see, it holds luggage at a comfortable, easy height for packing. Then when you're through, you can fold up the stand and tuck it away in the closet. Finished in walnut, mahogany or ivory. \$7.50.



ALONG with seeds and a few new garden tools, I bought a Kneeling Mat. It's padded thick and soft and has a waterproof bottom. Will save me from the damp chilliness of old Mother Earth and besides, be kind to my knees. Made of Chinese rush. \$1.50.

A short handled Trowel and Fork are a great convenience, too, for close work. My new ones have durable blades of fine English steel, and sturdy ash handles. \$1.50 per pair.



NOW that I've tried them, I just wouldn't be without Hat Holders. They fasten to the wall of the closet and are especially popular with men because they hold hats so securely they never can be flipped off to the floor. Each Holder also has a hook below for a coat hanger. Bronze finish, set of six, \$2.50.

Janet Gray

LEWIS & CONGER

45th St. and 6th Ave., New York City

Please send me the items checked below. Enclosed is check money order send C. O. D.

- Luggage Stand (state finish) \$7.50
- Kneeling Mat \$1.50
- Trowel and Fork \$1.50 pr.
- Hat Holders, set of six \$2.50

Name


Address

..... A 4
Free delivery within 100 miles of New York City

SHOP WINDOWS OF MAYFAIR Shopping Service



A brand new toile which is too stunning for words—"Pioneer Days"; Gold-Rush, Stage Coach, First Locomotive, Mississippi Steamboat. Sun-fast and tub-fast. 36" wide in blue, green, orange and rose on deep cream ground. \$2.10 postpaid per 1 1/2 yd. length for design.



What next! Press the handle and presto—not only a cigarette for you but a lighted one all ready to smoke. What could be more startling or unique for one's guest? All metal in red, green or mahogany; 7" long, 5" high, 5" wide; capacity 30 cigarettes; price \$20 postpaid 100 mi. N. Y. A novelty like this is ideal for the hard-to-find-a-gift-for man. Just write to Shirley Paine.




The famous marine artist Colton Waugh has done this striking scale view of a well-known old New Bedford whaler. On gray paper size 15" x 17" and hand-colored by Provincetown artists in weird sea greens, red on hull, etc. Postpaid \$1.50 each. A fine catalogue.

Betty and Nancy are the names of these electrified Colonial lamp models. Nancy is shown without shade. Betty 12 1/2" ht., Nancy 10 1/2". Both have 8" pleated dustproof chintz shades in nice colors. Either \$4.50 p'paid east Miss.



Fine hand-hooked rugs come from Old Virginny, and this three piece vanity set, or tea set is typical. Colors are delightful and mats are all-silk. Oval 9" x 15", two round mats 8". The price is \$3.90. Write for catalogue of hand-hooked rugs, coverlets, etc.



EASTER GIFTS

Unequaled anywhere in America

Gift packages, full of Easter Cheer, are here now in profuse variety. Many of the holiday gift packages are in the shape of big Easter Eggs and other unusual gift shapes and contain many charming Playthings and Toys.

A list of the new things for Easter, including the holiday gift packages and their contents will be mailed promptly upon request. We shall be glad to send you our latest complete catalog at the same time.

Be sure to send for our new Spring catalog of out-door Playthings—Games and Home Entertainment devices ready late in April.

The latest and best novelties from the master-craft shops of Europe and America may always be found in our stores.

Mail Order Filled Promptly

Mayfair Playthings Stores

741 Fifth Avenue and 9 East 57th Street
New York

DISTINCTIVE PRODUCTS, Inc.

Succeeding the Distinctive Weathervane

Offers New

Designs of Flower
Pot Holders in dull
green, blue, and
black mat finish.

Complete with
Bowl - - \$5.00

Bracket and Ring
(holds 5" or 6" standard
flower pots)
\$3.00



Illustrated Folder

Distinctive Products, Inc.
Wrightsville - - - Pa.



FRANKLIN FIREPLACES

All the cheer of the open fire for coal or wood, at small expense. Wonderful heaters. Invaluable for camps and Summer homes. Send for literature.

H. W. COVERT CO.
243 E. 44th St. New York, N. Y.



WINTHROP WOOD CARRIER

Good Looking
Convenient
Inexpensive

Strong enough to stand on
Light as a wicker basket
Fragments can't sift through

The Winthrop Wood Carrier is made in finishes suitable for all fireplaces. The one illustrated is the B. T. model with black body and polished brass bail, and lists for \$7.50. It is sold by leading Department, Furniture, House Furnishing and Hardware Stores. If your own dealer does not have it, send us his name and we will see that you are supplied.

THE S. M. HOWES CO.
Designers and Makers
of
Fireplace Equipment
309 MEDFORD STREET
CHARLESTOWN BOSTON, MASS.



CURED AT CANEWOOD FARM Hickory Smoked Delicious flavor

Real old southern country hams cured in the Bluegrass Region of Kentucky. Delicious dry, sweet flavor not found in commercial hams. Cured according to Southern recipe for old hams in use for many years—sugar cured for six weeks, smoked over hickory fires for two months and then aged. Safe delivery and satisfaction guaranteed. Weight 10 to 14 lbs. each. Price 55c per lb. plus carriage.

CROSBY BROTHERS
CaneWOOD Farm
Box 25 Spring Station, Ky.

Interior Decorators Make \$5,000

Never before has there been such a demand for trained Interior Decorators. A dignified, exclusive profession not overcrowded. Salaries from \$5,000 up for men and women who become experts. Or you can have a lucrative business of your own. The method of instruction, operated by ARTS & DECORATION Magazine, and established in 1923, will teach you those important details which will soon enable you to become an authority. You take the Course by mail. No special qualifications necessary. Certificate of Approval from State of New York. Cost of Course most reasonable.

Write at once for full information and for attractive brochure FREE

ARTS & DECORATION Home Study Course
Suite 1208, 578 Madison Ave.
New York City

CLOCKS
in the
MODERN
HOME
with
"Clock Chart"



Send for a Copy

This new book, endorsed by authorities on interior decoration, is now being printed.

The "Clock Chart" suggests at a glance, the right clocks to select for each room in the house. Sixteen pages in color illustrate beautiful clocks correctly placed in various rooms of the home. Many new uses of clocks described. Send 20c in stamps for your copy.

CLOCK MANUFACTURERS ASSOCIATION
OF AMERICA
Drexel Building Philadelphia



GARDEN FURNITURE

of the better sort. Pompeian Stone, Lead, Terra Cotta, Marble. An illustrated catalogue sent for 10 cts.
THE ERKINS STUDIOS, 250 Livingston Ave., at 35th St., New York

MORE LIGHT at more moderate cost so that even the small home can afford new interior beauty with the newest style in fixtures. There is a wide variety of brass, pewter, and silver to select from in all Periods, and our "Direct-to-You Plan" will help solve your problem at a substantial saving.

Write for Form Number 7.

Est. **DALE** 1884
Lighting Fixture Company
ONE DOOR WEST
OF 6TH AVENUE
103 West 13TH St., NEW YORK CITY
© 1929, DLF CO.



A YOUNG BEAU

An attractive profile portrait printed in black on cream paper, and framed with glass in No. 5464 metal oval. This frame is a copy of an old design; the finish is black and gilt.

Outside measure 4 x 4 1/4", price \$3.75.

For a facing companion silhouette we suggest our reproduction of "A Colonial Belle" in 5464 frame, price \$3.75. By hanging one on either side of a mirror, a charming effect may be achieved.


Our silhouette series includes over fifty printed reproductions.

Send for circular S-3 for illustrations of silhouettes and frames

FOSTER BROTHERS
Arlington Massachusetts
and
4 Park Square Boston

TODHUNTER

119 East 57th Street, New York
Workers in Metal



Mount Vernon

This graceful design is a hand-forged replica of the foot scraper at George Washington's home . . . \$8.00

"Fifth Avenue" EXCLUSIVE PERSONAL STATIONERY LIKE DIE ENGRAVING LUSTROUS RAISED LETTERS (NOT PRINTED) MONOGRAM OR NAME AND ADDRESS

Fifth Ave. Embossed Stationery must not be confused with ordinary printing. The letters are raised like Die Engraving with an added lustre that enhances its beauty. Prominent people in all walks of life prefer it because of its superior quality and correctness.

ANTIQUÉ RIPPLE FINISH PAPER. Club size 6 1/2 x 5 1/2
100 SINGLE SHEETS and 100 envelopes lettered and 100 plain sheets or 100 folded sheets and 100 envelopes, lettered. \$2

ANTIQUÉ RIPPLE FINISH PAPER. Social size 6 x 8
100 SINGLE SHEETS and 50 envelopes lettered or 50 folded sheets and 50 envelopes lettered. \$2

ANTIQUÉ RIPPLE FINISH PAPER. Petit size 4 1/2 x 6 1/2
100 FOLDED SHEETS and 100 envelopes lettered. \$2


PAPER COLORS: French gray, white, buff, blue.
MARKING COLORS: Black, blue or jade green.
Sent postpaid within a week. Enclose check or M. O. West of Miss. add 10% FOR EXTRA POSTAGE. Satisfaction guaranteed.

Samples mailed free upon request.

FIFTH AVENUE STATIONERS, Inc.
500 Fifth Avenue, Dept. K New York.
Visit our Showroom, N. W. Cor. 42nd St. & Fifth Ave.

Priscilla INDOOR CLOTHESTREE

36 friendly arms to spare your feet
from Tiring



The Priscilla Indoor Clothestree saves steps, saves space. With all 36 arms open, fits any space 33 inches wide. Yet arms have 40 feet hanging area, ample for average family wash or ironing. Large pieces hang between arms underneath. Iron sitting down—it revolves. Rolls anywhere from kitchen to porch. Handy for baby's daily wash. Light, strong, lasts lifetime. All white enamel finish or trimmed in green, blue, red or yellow, except arms of selected hardwood. Won't tip, stain or rust clothes. Scores of uses. 5 ft. 8 in. tall. Write for folder giving full details.

BEH & CO.
Dept. H
1140 Broadway, N. Y.


New!

Ivy Pot or Cut Flower Holder



A hand-turned Pot 6 1/2" high, fits into a ring on the 1 1/2" hand-wrought iron holder. Pot, in terra cotta shade, may be had unglazed for Ivy planting, or glazed inside to hold water for cut flowers. Holder in black, half-polish or rusty iron finish. No. 802 complete, \$4.50. Add 25c. for postage.

"At Better Shops or Direct"
The TREASURE CHEST
Asheville North Carolina



It adorns
the door
like Jewelry



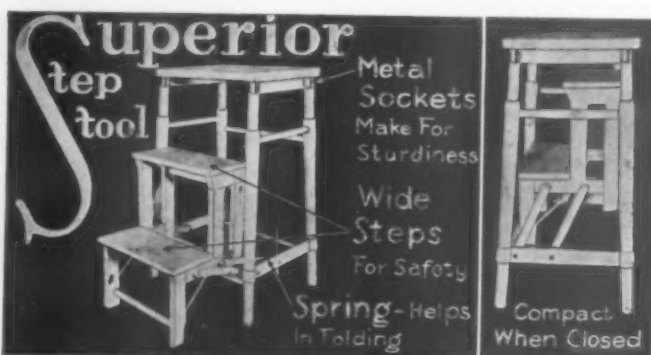
Every line, every graceful curve of this lovely Forged Iron Hardware by McKinney holds in it a sense of Artistry. The craftsmanship of the Ancient Armorer, the beat of hammer on wayside forge, alike find expression in its shapely form and rugged texture. And, like jewelry, it holds the power to adorn its setting.

With all its charm and unusualness, McKinney Forged Iron Hardware is surprisingly reasonable in price. It is available in so many designs and in such a variety of pieces, practically any home, however modest or pretentious, can be completely outfitted. Builders' Hardware Merchants have it on display. Remember, it is rust-proofed and will last indefinitely. McKinney Mfg. Co., Pittsburgh, Pa.

On the Radio Sunday Afternoon, 4:30 Eastern Time, 3:30 Central Time. Listen to the McKinney Musicians and hear the McKinney Master Designer tell of the Romance of Forged Iron. Station WJZ, WBZ, WBZA, WBAL, KDKA, WHAM, WJR, WLW, KYW, KWK, WREN, KSTP.

**MCKINNEY
HARDWARE**
"The Jewelry of the Home"

McKinney Mfg. Co. A. H. 4-23
Pittsburgh, Pa. (Forged Iron Division)
Please send me, without obligation, the items which I have checked:
 Brochure on Forged Iron Hardware
 Folio on Lanterns
Name _____
Address _____



In the modern apartment where conservation of space is an important factor, the Superior Step Stool forms two articles in one. When closed it forms a stool high enough for comfort and low enough to push under the sink or table. When drawn out it forms a convenient set of steps. These step-stools are furnished in the following enamel finishes: White, Ivory, Gray, Red, Light Blue, Dark Blue, Green and Yellow; also Natural Birch Varnished.



If your dealer cannot supply you order direct from the factory at \$6., shipped express prepaid
Manufactured by W. E. PUTNAM CO., Inc.
25 Union Street Worcester, Massachusetts



Just try it *once*—and you're an Obstacle Golf fan for life. Anyone can learn to play in a few minutes but the game presents problems to tax the ingenuity of champions. The brightly painted hoops, mazes, runways, and tunnels are fascinating and an ornament to any lawn.


Obstacle Golf is a great home game because the whole family can play. At hotels and clubs too, you find the Obstacle Golf Course in constant use. There are sets of Obstacle Golf for every size of lawn. For general play we recommend the No. 1 nine hole course.

If your sporting goods dealer cannot supply you, we will ship your outfit prepaid to your home.

The Mason Manufacturing Co.
South Paris, Maine

Please send me the complete Obstacle Golf Folder.
Send me the No. 1 Nine Hole Obstacle Golf Course.
I inclose check for \$40.00.

Name _____
Street _____ State _____
City _____ A. H. 4-23



Charming! New!

**PORCELAIN
PLATE CLOCK**

An accurate timekeeper. Smart and new, yet it has an age-old charm, the charm of an old, old room of tiles and sunlight and maybe a bubbling kettle. A gay band of color encircles its clear porcelain face. The small pendulum goes ticking merrily through the day. It will make a place of beauty on your wall, a colorful decoration in breakfast nook, kitchen or cottage, or let it be a most acceptable wedding or birthday gift. 8-day movement. Easily regulated. Size 9 1/2 inches square. Price only \$3.85. Order direct. We send postpaid and guarantee safe delivery. Money back if not satisfied. Simply clip and use coupon below.

Daniel Low's 350 ESSEX ST. SALEM, MASS.
GIFTS FOR SIXTY-TWO YEARS
Gentlemen: I enclose my (check) or (money order) for \$3.85 for which please send me one Plate Clock. I understand if I am not pleased with it, I can return it and you will refund my money in full.

Name _____
Street _____
City _____ State _____
(Please print name and address)

**"RE-MOVE-ABLE"
STEEL CLOTHES POSTS**

WHY use wooden clothes posts? They are unsightly and last only a few years. These posts are made of high carbon steel tubing. They are strong, attractive and will last indefinitely. Stand 6 1/2 feet above ground. Easily removed from the socket.

Green Enamel finish, \$2.25 each, complete
Galvanized, Green Enamel, \$2.50 each, complete
This price includes delivery in sets of four or more.
Ask your dealer or write us for Folder G.

Also Manufacturers of Removable
STEEL TENNIS POSTS, FLAG POLES AND
SWINGS

NEWARK STEEL POST CO.
WEST ORANGE NEW JERSEY



**No More Waxing
of Floors by Hand**

**30 DAY
Trial Offer
With Pound of
Wax FREE**

You can get a Durham Waxer, with pound of wax free, on 30-day trial. No need to keep it unless you want to. Write for details.

Use this new, easier way to keep floors and linoleum in perfect condition. No more waxing on hands and knees. The Durham Waxer spreads the wax, then polishes. Always ready for use. Does a better job in half the time, with half the wax. Test the Durham Method in your own home. Send for free booklet, "Making Floors Live Longer" and for our 30-day trial offer.

Donald Durham Co. 821-24th Street Des Moines, Iowa
Wanted—representatives for sales service work

Send for this helpful book

HILL CLOTHES DRYERS
Eliminate the Unsightly Clothes Yard

Hill Clothes Dryer, the most efficient way for outdoor drying. Breeze and sunshine reach all of the clothes on its 13 feet of line. Revolving arms bring all the line within easy reach from one position. Strongest materials, carefully finished. Readily folded like an umbrella, removable. You will be interested in complete details as shown in folder E.

HILL CLOTHES DRYER COMPANY
50 Central Street Worcester, Mass.



The Only Way to Save Money on the Twelve Best Books

THERE are several "book-clubs" in America, each offering readers current selections from the lists of all publishers. Naturally, some confusion has arisen. Possibly you have not clearly in mind just which of these organizations it is that binds its books in special cloth covers and delivers them to its members at a tremendous cash saving. ONLY The Literary Guild DOES THIS!

Only the Literary Guild sends its members twelve new, outstanding books a year at a great reduction in price.

Every discriminating book buyer will want to investigate the advantages offered by all of the "clubs" before he subscribes to any of them. It is only by such comparison that all of the advantages of the Literary Guild are revealed.

Every GOOD Feature of All the Book Clubs

It may seem vainglorious to state that every advantage of book-buying procurable in any other way—through subscription or otherwise—is to be had through Guild membership, in addition to many unique advantages—including the cash saving. But THIS IS THE CASE. Investigation will prove it. Mail the coupon for full particulars, that you may judge for yourself.

One obvious testimony to the superiority of the Guild is its amazing growth. From an idea, two years ago, it has grown to be the largest organization of its kind in America.

Through the year, 616,176 books were sent to Guild members, a greater distribution of its monthly selections than that of any other book club. In



65,000 copies of this book were distributed to Guild members at a saving to them of \$113,750.

1928 the members saved \$1,150,000 on their books—and they secured such outstanding successes as:

- TRADER HORN
- BLACK MAJESTY
- BAD GIRL
- HAPPY MOUNTAIN
- FRANCOIS VILLON
- POINT COUNTER POINT
- MEET GENERAL GRANT
- ANTHOLOGY OF WORLD POETRY

Magic Island, the book pictured on this page, was the Guild selection for January. Already it is a nation

wide favorite. Every literary review of importance in America has printed feature articles about this most extraordinary book of the decade. Guild members received it at a great saving—without having to search for it—on the very day it was published.

But if—after they had seen it—they did not want to keep it as a permanent part of their library—it could have been returned in exchange for any book in print in the United States.

NEW Exchange Privilege Guarantees Your Satisfaction

Now you cannot lose. Guild membership is absolutely guaranteed to please you. But before you join, you should know exactly how the Guild plan operates.

A new booklet, *Wings*, has just been printed, fully describing every phase of Guild membership.

The coupon will bring it to you without the slightest obligation. Compare the advantages offered on its pages with those of any other agency for book distribution in the world. Your own acumen will prompt you,—you will not need to be urged.

The Literary Guild,

Dept. 73-A.H.
55 Fifth Ave. New York, N. Y.

The Literary Guild, Dept. 73-A.H.
55 Fifth Ave., New York, N. Y.

You may send me a copy of the booklet WINGS free and without obligation to me.

Name.....

Address.....

City..... State.....

Investigate Every Book Club Before You JOIN the Guild



BE free from disagreeable features of infrequent garbage and rubbish collection. Look out on a clean backyard—free forever of an ever-over-flowing nuisance. Breathe air free of the foul odors of decaying garbage. Any new home can have *Chimney-Fed*—

KERNERATOR INCINERATION

Just drop all garbage and waste into the handy hopper door—it falls to the basement incineration chamber where an occasional burning destroys the air-dried accumulation without odor. A match does it—no fuel required—the discarded combustible waste is the only fuel needed. Tin cans and other non-combustibles are flame-sterilized for removal with the ashes.



Chimney-Fed Kernerator Should be in the plans and can seldom be installed in an existing building.

The *Basement-Fed Kernerator*, for homes already built or new homes where chimney location will not permit use of *Chimney-Fed Kernerator*, costs but little more than the portable, gas-fired incinerator of half the capacity and the savings in gas pay for the *Kernerator* in a few years' time.

5 or 6 Room Residence Model \$90. Masonry about \$50 additional.

Write for booklet.

KERNER INCINERATOR COMPANY
Offices in 29 Cities.

731 E. Water St. Milwaukee, Wis.

Garbage and Waste Disposal



for New and Existing Buildings

Springtime garden beginnings

Continued from page 94

or whatever you are sprinkling on the top—and then rake and rake.

Now we have our garden soil turned bottomsides up, fertilized, and raked until the surface is as fine as the soil the florist uses in his greenhouses and for potting, etc.

If the seeds are to go in straight rows or drills, let us use the garden line. This you attach to two firm stakes, well-pointed at the end. One stake is driven firmly into the ground where the first drill is to start. By the way, a drill is a furrow, not more than two inches in depth; if we go deeper, we use the term furrow; and if we go still deeper, we speak of a trench. Garden Peas, for example, are planted often in trenches. Seed like Lettuce is planted in a drill.

We are now ready to plant some fine seed, like Sweet Alyssum or Lettuce, in a straight row or drill. Measuring in from the edge of our garden for this first row of seed about six inches, drive in one of the stakes attached to the garden line. Run this line as far along as the length you have decided upon. Again measure in six inches and drive in the other stake to make the line taut. If there is any slack in it, wind it around the stake. To be sure you have a perfectly straight cord or line, kneel on the ground so that your eye is on the level with the cord and look down its length. This is a simple method of sighting. If the slack has to be tightened from both ends of the line, that is, the cord wound around both stakes, be sure to wind in the same direction with each stake; otherwise you will have considerable variation. This is also true when laying out a garden. It is amazing what a difference attention to a detail of this sort makes.

Now we are going to open the drill. For this you may use the edge of your hoe, a pointed stake, or, if the ground is fine and workable, a label. Grasping the tool firmly in your hand, hold the edge against the line and draw it slowly along the cord, always hugging the line. In this way one gets a perfectly straight unwavering line. After the drill is open, take up the line so that it does not interfere with planting. Now take a plant label and write upon it the name of the seed to be planted and the date of planting. Put this at one end of the drill.

If the seed is fine, take a pinch of it between your thumb and finger and roll it out all along down the drill. Seed drops very naturally in place and for the most part about the right distances apart if one does this carefully.

Having planted, the next operation is to cover the seed. Take the flat of the hoe and push the soil over

the seed, filling in the little drill by simply pushing the soil in. Or, one might take a plant label or the hand, and, getting close to the ground, do exactly the same thing. It is a good idea to alternate from side to side of the drill in covering seed. Having placed on the cover, let us take the flat of the hoe, the hand, or the foot—in this case using not too much pressure—and beat the soil down rather firmly along the straight drill which you have just planted. If planting not in straight lines, but in careless areas, or patches, the same general rules hold.


Water the drill before the seed is put in, using just a little water. If too much accumulates in any given place, take a plant label and puddle the place until the bottom of the drill is just a nice soft bit of mud. Then the seeds can be dropped in. Having covered the seeds with the dry top layer of soil, be sure that no water stands on the surface of the ground. As you look over your garden you should see no moisture standing on top of it. See what you have done. You have sealed moisture inside the garden soil, leaving it at the place where the seeds most need it for their work of germination. Suppose you have plants to set out like young Asters, Geraniums, or Coleus. Follow this plan! Take the slim trowel, take the garden line and stretch it down the length of the bed which is to receive the Asters. A yardstick or a measuring tape is now needed. That should also be stretched along the distance so that you will know where each plant is to come. Measure along the line and stick plant labels into each place where you are going to put your baby Asters. Retain as much soil around the roots of plants as is possible, for this is the soil the plant is used to; so let it carry as much of it as it will into its new resting place. Pull out the plant label, and taking your slim jim trowel make a hole into which you are going to insert the plant. Into this hole pour a little water and puddle the earth. Place the plant in the hole, sinking it a little lower in its new position than it was in its last. Fill in with soil, pressing it firmly around the plant. After it has been planted, take your fingers or the blade of your trowel and press on the earth about two inches away from the plant. That forces soil down into the base of the hole. Many times an air space is left beneath the roots of the little plant, so that the water settles in such a place and decay sets in. The young roots stretching down toward the water, lose their life in this struggle, either from decay or because they cannot reach down far enough.



PURE, fresh running water under pressure is essential to every modern home. The HOOSIER Water System operates from any source of power—electricity, gasoline, wind—and will furnish water from wells, springs, or lakes with equal facility. The HOOSIER system is economical to operate. Protected INSIDE and OUT by the famous GALVAZink rust-resisting coating.

FREE BOOK

Our complete handbook on water system installation will help to solve your water problems. It's free.



FLINT & WALLING MFG. CO.
47 Oak Street, Kendallville, Indiana



BUILDING PLANS For Modern Homes



The most comprehensive book of home plans ever published by any architect, size 8x11 inches. 224 pages, 214 different designs for colonial and two-family dwellings, cottages, bungalows, cottages and other medium cost homes; contains floor plans and all dimensions, photos and approximate cost to build. You cannot afford to build until you have seen this book. It is a real help to the home builder. Postpaid. Only \$3.00. A new book, 1928 edition, 8 x 11 inches, fifty-eight new fifty designs of medium-cost English and American colonial cottages and other medium-cost homes, postpaid only \$1.00. Both books postpaid \$3.50. FREDERICK H. GOWING, Architect
101 Tremont Street Boston, Mass.

SLATE ROOFS of Enduring Beauty



Slate makes charming Terraces and Garden Walks. Write for folder.

Roof or Re-Roof With Slate
A slate roof is beautiful, permanent and fire-proof. You can re-roof with slate right over your present roof—whether flat or sloping. Your slate roofer will gladly furnish an estimate. Write for folders—"Roofs of Enduring Beauty" and "Reroofing With Slate."

NATIONAL SLATE ASSOCIATION
Drexel Building Philadelphia, Pa.





SOMEWHERE in its journey, the happy garden-path leads to a pedestal'd sundial or a birdbath, a cool gray table out under a drift of apple blossoms, or an urn spilling over with ivy vines. . . . Select such shapes in Weller Graystone—and you have a mellow-toned pottery, more softly glistening than marble, with the glamour that marble has when seen under moonlight. Graystone Pottery is like the ancient art of Rome or Greece. It puts vitality into a garden—is strong through rain or sleet—is more reasonably priced than you expect. . . . Besides Graystone for gardens, Weller makes bowls, candlesticks—a vast variety of decorative pottery—in intensely shining colors. Write for free illustrated folders. Address The Department of Decorative Arts, The Weller Potteries, Zanesville, Ohio—*Potters since 1872.*

WELLER POTTERY



er un-
to ev-
SIER
n any
gaso-
water
with
R sys-
Pro-



G. CO.
diana

UMPS
MILLS

ANS
es



ne plans
ze 8x11
signs for
ts, cozy
lum cost
dimer-
cost to
until you
help to
\$3.00.
inches.
medium-
ial cot-
es, post-
d, \$3.04.
Architect
on, Mass.



te makes
ing Ter-
or folder.
Slate
and fire-
over your
ng. Your
imate.
g Beauty"
ATION
phia, Pa.



Father has another screen job on his hands

WHAT could he expect . . . when last Spring he put up those cheap, unprotected screens? Good business man that he is, this head of the house should know that there is a way out of this annual dilemma . . . the New York Wire Cloth way.

These famous screen cloths are doing service on fine homes throughout the country, year after year. The exclusive reinforced selvage with its double nailing grip puts years of added life in New York Wire Cloth.

OPAL is a heavily zinc coated wire screen cloth made from the best hard drawn steel wire, full gauge and perfectly woven. Its protected White Satin finish blends well with any color or type of home.

LIBERTY Golden Bronze is made of hard drawn bronze wire, non-corrosive, strong, resilient, perfectly woven with uniform mesh and straight lines. It has a beautiful rich gold color.

LIBERTY Antique Bronze is made of the same high quality non-corroding, hard drawn bronze wire, full gauge and perfectly woven. It has a beautiful dark rich antique color, making it practically invisible.



OPAL Zinc-coated

Your hardware dealer has New York Wire Cloth. See him now.

Look for the Minute Man Trade Mark "The Sure Defense"

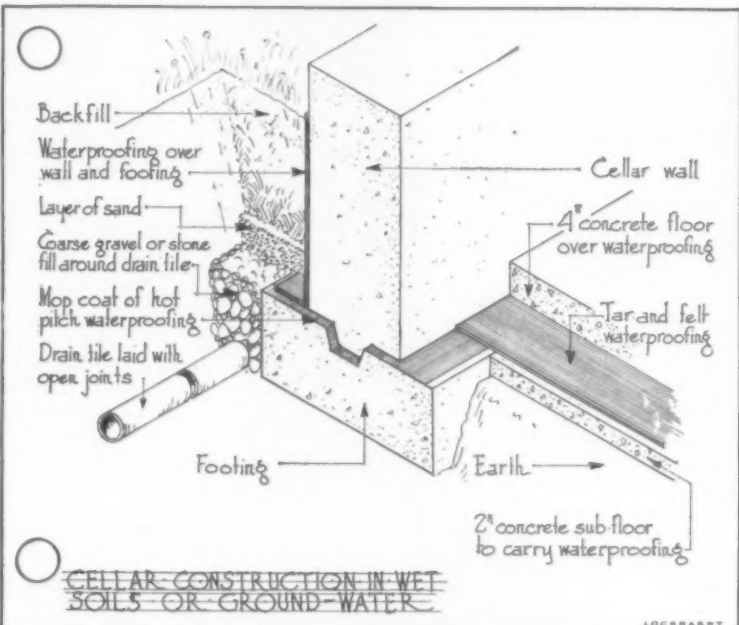
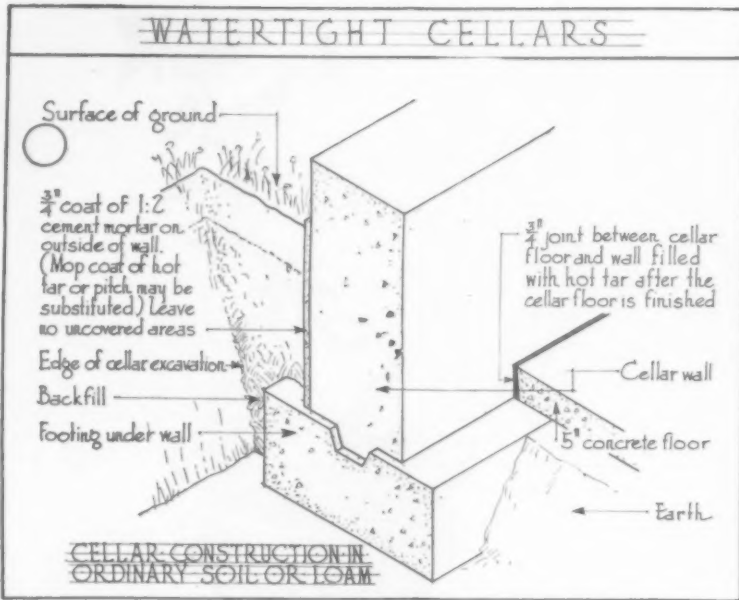
Manufactured by the



NEW YORK WIRE CLOTH COMPANY
342 MADISON AVENUE NEW YORK



LIBERTY Golden Bronze



THE "AMERICAN HOME" SERIES OF CONSTRUCTION DETAILS PLATE NO. 1

The drawing above is ready to be cut out and filed in your notebook. The circles at left are to be punctured and the notebook clips inserted.

Water-tight cellars

WILLIAM F. LOCKHART

ONE question almost invariably asked by the home builder about-to-be is "How can I be sure of a dry cellar?" There seems to be an almost universal distaste for having to coal the furnace from a row-boat or for having to keep a pair of fishing boots parked on the cellar stairs so that the cook can get to the vegetable bin.

Where a house is built in relatively loose or porous soil such as sand or sandy loam, rain will drain right down through it and disappear. In such a case all that is required is a good tight job of cellar wall construction.

Cast concrete foundation walls should be smooth and dense without joints or porous places. For walls built of brick, stone or tile it is well to have the mason plaster the outside of the wall with 3/4" or 1" of a 1-2 portland cement mortar, as shown in the upper drawing on our sheet of con-

struction details. If the surface of the wall is smooth, as in the case of a cast concrete, brick or similar wall construction, a heavy mop coat of tar or pitch may be used instead of the mortar coat. A joint 3/4" or 1" wide should be left between the cellar floor and the wall and afterward filled with hot pitch, as shown.

Where the soil is heavy and more or less impervious to moisture so that rain water will stand against the foundation walls, or where the level of the ground water is above the cellar floor, the method used in the lower drawing should always be employed.

After the footing is placed and the concrete has set the top should be given a heavy coating of tar before the wall is built. The outside face of the wall is given a waterproofing coat of tar and roofing felt, the felt being (continued on page 114)

Facts About Fireplaces

IN the last 30 years we've learned a lot about fireplaces—what makes a fireplace a success or a failure. We're passing our experience on to you in the Donley Book of Successful Fireplaces. Get this valuable book before you build your new fireplace. It contains 44 pages of beautiful fireplace designs, illustrated construction details, and description of Donley Equipment. Read it carefully! Then be sure your mason uses Donley plans and Equipment in building. Send 25c and your copy will be mailed at once. **The Donley Brothers Co.** 13934 Miles Ave. - Cleveland, O.

DONLEY DEVICES
Complete the Home
REGISTERED U.S. PATENT OFFICE

Invite the Happy Little SONG BIRDS to your Home Grounds

by putting up houses built to fit the needs and habits of each little tribe. Enjoy seeing and hearing the beautiful little song-birds singing or working in your garden hunting the cut worms, bugs, moths, caterpillars and other annoying insects which devastate your choice trees, shrubs and flowers. Martins feed from the air and each one destroys thousands of mosquitoes daily.

They are looking for homes

and your thoughtful provision of the kinds of homes they like, water to bathe in and some simple foods they crave, will bring multitudes of beautiful and useful song birds to your garden year after year.

DODSON scientifically designed and artistic bird houses are a feature in the most beautiful estates, country clubs and parks all over America. They are in a class by themselves on account of their superiority in design, material and workmanship. Sold only direct at prices even owners of modest homes can well afford.

Flicker House

Martin House of 48 Rooms

Free

This fascinating book, "Your Bird Friends and How to Win Them," sent to anyone who loves our beautiful songbirds. It illustrates, describes and gives prices on all styles of bird houses, shelters, bird baths, special foods, etc. Mailed free on request.

JOSEPH H. DODSON, Inc.
854 Harrison St. Kankakee, Ill.

acceptable
 Not until the last vestige of dandruff is gone, can you be considered a fastidious person acceptable socially



Women like it
 A great shampoo, they find. Men, of course, say nothing equals it in the shaving cream field.
LISTERINE
 SHAVING CREAM

Keeping hair free from Dandruff

THIS matter of keeping hair free from dandruff is neither the complicated nor expensive one that most women consider it. Usually the trick can be done by regular shampooing and the systematic use of Listerine, the safe and soothing antiseptic.

At the first sign of dandruff, you simply douse Listerine on the scalp full strength, and with the fingers, massage the scalp vigorously forward and backward, then up and down. Keep it up systematically.

In a surprisingly short time you will be delighted with results. We have hundreds of unsolicited letters testifying to the success of Listerine in checking dandruff.

You can understand Listerine's success when you realize that dandruff is a germ disease, and that full strength Listerine, while safe in action and healing in

effect, possesses at the same time, great germicidal power.

Even such stubborn germs as the B. Typhosus (typhoid) and M. Aureus (pus) are destroyed by it in 15 seconds—200,000,000 of them in each test. A strong statement this—and we could not make it unless we were prepared to prove it to the satisfaction of both the U. S. Government and the medical profession.

Remember that dandruff yields to antiseptic treatment and massage, and use Listerine regularly. Lambert Pharmacal Company, St. Louis, Mo., U. S. A.

L I S T E R I N E
The Safe and Soothing Antiseptic


kills 200,000,000 germs in 15 seconds

Little DS sounds
 uses built and habits
 ribe. En-aring the song-birds
 in your cut worms, pillars and
 acts which ice, trees, Martins
 it each one of mo-
 hking
 ful pre- of homes
 e bathe in foods they
 multitudes useful song
 arden year
 cially de- stic bird
 ure in the ates, com-
 ks all over in a class
 account of in design.
 rkmanship. at prices
 dest homes
 Friends and who love
 describes bird houses,
 etc. Mailed
 N, Inc. kee, Ill.

THESE
2 marks
 of Quality
Kaustine
 PLUS
ARMCO
 ARE FOUND
 ONLY IN
KAUSTINE
SEPTIC TANKS

ALL the world knows there is no material the equal of this famous Armco Ingot Iron for septic tank construction. That is why Kaustine Tanks give greater dollar for dollar value—why they outlast the homes they serve—why they give performance that is unequalled. Yet they cost little or no more than many ordinary steel tanks.

There is a Kaustine system to take care of the sewage disposal of the entire home—the bath-room, lavatory, toilet, sink and laundry, and the cost is surprisingly low. Underground, out of sight, these septic tanks have proved to be a sound investment not only in comfort, convenience and health in thousands of homes, but also in the resale value of the property.



GET THE FULL FACTS USE THE COUPON
 It will bring you a free copy of "Scientific Sewage Disposal"—an authoritative treatise that tells you what you want to know about sewage disposal for unsewered districts.

Kaustine
 Systems for Sewage Disposal

KAUSTINE CO., Inc. 44 Main St. Perry, N. Y.
 Send me a copy of the free book "Scientific Sewage Disposal for Country and Suburban Homes."

Name.....
 Street.....
 City.....

Water-tight cellars

Continued from page 112

embedded in the hot tar and covered with the same. The felt should be extended out onto the footing as shown to seal the joint between wall and footing.

Outside the footing drain tile (in some places called farm tile) are laid around the house and carried off to a sewer or some other means of disposing of the water collected. The tile are laid with open joints and are covered with about 1' of coarse gravel or crushed stone.

On top of the stone a layer of finer stone or sand is placed before the backfilling is done. This permits the water which drains down through the soil to percolate into the drain through the open joints. Needless to say the drain should have a distinct slope or pitch away from the house so that the water will be carried away as fast as it collects.

Inside the cellar a sub-floor of concrete is placed as shown, to receive

the waterproofing. A tar and felt membrane (as waterproofing experts call it), is laid down by mopping the concrete with hot tar or pitch and embedding the felt in it while the tar is still hot. Each sheet of felt laps over the preceding one and the whole is given a finishing mop coat of hot pitch to further seal it. On this the cellar floor is placed as shown. A study of the sketch will then show that there is no way for the water to get into the cellar unless—

The electricians and the plumber may not be as interested as you are in the question of a dry cellar and it would be well to have them place any pipes they have to pass through the cellar walls before the waterproofing on the outside is completed. The wise builder leaves an opening for their pipes and runs it full of tar afterward so that if the pipe moves slightly afterward the water-proofing will not be broke.

In and About the Garden

Continued from page 84

remain until the third, or even fourth, before germinating. By adopting this method I seldom have any damping-off; this would probably be otherwise if the seeds were sown under artificial conditions. This rule applies to many kinds of seeds. I have had Roses germinate intermittently for five or six months, and invariably all came through within a few days of each successive full moon. I have reason to believe that many gardeners may enlighten scientists on the fact that the moon plays an important part in the periodical germination of many kinds of seeds, including seasonal weeds, etc., which always come up and flower, as near as possible, the same time each year."

That sounds like good testimony. What say ye all?

WILT-FREE ASTERS MAY COME

Old beliefs go into the discard with the advance of knowledge, and sometimes our new understanding doesn't accomplish much beyond teaching us to become resigned to circumstances. For instance, Dr. L. O. Kunkel at the Boyce Thompson Institute of Plant Research has given us very clear proof that blame for the yellows disease of Asters is positively to be laid on a certain small insect—a leafhopper. The strange thing about this Aster yellows is that it seems to be confined to America, although the Aster is an equally popular flower in other parts of the world. Just in the same way as malaria in man is transferred through the agency of a mosquito so it has been shown that the yellows of the Aster is transferred through the bite of one special leafhopper. The complication is that there is a big host of native weeds and cultivated plants that form a fertile field for the virus. In fact so many of our esteemed garden plants—to say nothing of our

roadside weeds—are capable of carrying it that the only way out would seem to be breeding a new yellows-resistant type. The list includes such things as: Shasta Daisy, Marguerite, Sweet Sultan, Gaillardia, Swan River Daisy, African Daisy, Calendula, Marigold, Strawflower and various other composites, also Lettuce, Dandelion, Hogweed, Horseweed, various Herbs; Mignonette, Sweet Alyssum, California Poppy, Forget-me-not, Spinach and Buckwheat.

The guilt of the leafhopper is well established; but Dr. Kunkel has also shown that if Aster plants are grown within screen fences of five or six feet, the yellows carrying leafhoppers are kept from their prey as they do not fly more than two or three feet high. So even though diseased Asters may heretofore have been your lot the case is not entirely hopeless if you really want Asters. I hope that some reader will really make a trial of screen cultivation this season and tell about the results later on, because after all there is no flower that really takes the place of the China Aster in the late fall when many other favorites are gone.

There is another disease, the wilt, that also attacks the Aster but this appears to be somewhat "choosy" in its diet. At all events one large grower reports that the Giant Branching strain (which happens also to be one of the very best) is more resistant, if not immune, to the wilt. Dr. Kunkel informs me too that he has also been giving his attention to the wilt disease and has obtained a small quantity of seed of a wilt-resistant strain which will be distributed to a few seedsmen for experimental work this year. It is quite possible, indeed probable, that wilt-resistant strains of Aster may be offered to the world at large next year.



For Your Country Home - a MYERS Water System



RUNNING water in your home—comfort, convenience, protection! Of course you want it. And the place to get your information is MYERS—World Headquarters for pumping equipment for more than fifty years.

MYERS
 Self-Oiling Water Systems

Thousands of homes and estates far from a city water main have long known the dependable, low cost service of a MYERS Water System. Every MYERS System whether built for operation by hand, windmill, gas engine or electricity, is rugged, troubleproof, dependable. MYERS Electric Water Systems are completely automatic—self-oiling, self-starting, self-stopping. Styles and sizes to fit every need; for deep or shallow wells; capacities from 200 to 10,000 gallons per hour.

Write us for catalog and complete information

THE F. E. MYERS & BRO. CO.
 102 Orange Street, Ashland, Ohio



Latest California Homes



This 48-page portfolio, entitled "Spanish Homes of California," reveals the romance and charm of California homes. Sixty photographs show the work of leading architects in Hollywood, Beverly Hills, Pasadena and Los Angeles.

Floor plans are presented for twenty-eight designs. Complete stock plans and specifications furnished. We design houses of any type. Ask your news dealer for the book or mail check or money order to-day for \$1 to

THE ROY HILTON COMPANY
 407 Kress Bldg. Long Beach, Calif.

A Plumber In Your Home

With a Giant Suction and Force Pump there will be no more plumbing ills and dangers from stoppage in plumbing. Anyone can operate one of these marvelous new home pumps and do a better, quicker job. Should be used weekly to keep pipes free from stoppage—also to stop spread of disease by removing germs that collect in pipes and traps.

Over 100,000 in daily use in modern homes. The only pump that fits all makes of sinks, tubs, basins and closets. Just as necessary in homes to keep dirt away as vacuum cleaner. Unseen dirt is more dangerous than that in the open. Large Size \$8.75 Small Size \$4.75


Or write for descriptive literature and valuable suggestions on home sanitation.
J. E. Kennedy Corp.
 78 Madison Avenue
 Dept. A.H. New York





YOUR HANDS NEED NEVER TOUCH WATER AGAIN ON WASH DAY

From the time you load your Savage Wringerless Washer with water, soap and soiled clothes until you hang them up, you need not once put your hands in water or lift heavy wet pieces. Your Savage—*not you*, does the work.



Your Savage Wringerless

- washes
- blues
- spin-rinses
- spin-dries

In 10 minutes the Savage Wringerless will wash, spin-rinse, and spin-dry a large tubful of clothes. In an hour it will do an entire week's wash and not once in that hour need you put your hands in water.



150,000 FAMILIES HAVE DISCARDED OLD-FASHIONED METHODS AND WASHERS

They have adopted the Savage Wringerless. Its unique spin-rinse, spin-dry relieves them of wearisome feeding of individual pieces through a wringer and the distress of dried, chapped hands on wash day.

This is just the preface to the story of Savage superiority. The coupon will bring you all the facts about the new nicked copper model and the popular lacquered copper Savage—products of the famous Savage Arms Corporation.

Distributed by SAVAGE PRODUCTS DISTRIBUTING CORPORATION, Utica, N. Y.

SAVAGE WASHER & DRYER

SAVAGE PRODUCTS DISTRIBUTING CORPORATION, UTICA
14 Savage Avenue, Utica, N. Y.
Please send me your FREE booklet.



Name.....
Street.....
City.....State.....




Picture Your Home with A Smart Stewart Fence

Think of the dignity and distinction—the art of restful privacy—that such a fence would give your home. And remember also that Stewart Wrought Iron Fence is practical as well as beautiful—a permanent protection against intrusion, and a safeguard for children and pets. Let us send the Stewart Style Book.

The Stewart Iron Works Co.

Incorporated

523 Stewart Block, Cincinnati, Ohio



"Porch Shades by Warren"

A Mark of Distinction

Just as automobile buyers know that the "last word" in correct design is the statement,—"*Bodies by Fisher*,"—so may the discriminating Housewife be equally sure, not only of style distinction, but of supreme *Comfort*, absolute *Protection*, and wise *Economy* be insisting upon "*Porch Shades by Warren*."

Warren's "Ideal" or Warren's "Rayntite" Shades:—any width, 3 to 12 ft., either 6-ft. or 7-ft. drop; velvety smooth slats, oil stained in soft restful colors; easiest hanging device made; excellent raising cords, non-whip wires; durable, sightly.

No matter where you place them,—Open or Glazed-in Porch, Sun Room, Sleeping Porch, Breakfast Nook, Summer Cottage,—you'll be proud of them. And so *LOW* in cost compared to their service! They come completely equipped ready for hanging, which requires almost no time at all. When planning your porch equipment this spring, tell your dealer you want **WARREN'S PORCH SHADES**. If he hasn't them, write us, and complete details including very reasonable prices, will reach you by return mail.

WARREN SHADE COMPANY

403-413 Summit Hill

Sauk Rapids, Minn.



Enjoy all these extra advantages

YOU can have all the modern improvements to be found in the new HERRICK line of quality refrigerators, at prices very little, if any, more than you would pay for an ordinary ice box.



HERRICK Outside Icing permits regular icing without bothering the housekeeper. And it saves ice in cool weather. Blue print plans showing how to provide HERRICK Outside Icing for new homes and how to install it in homes already built, will be sent free on request.

HERRICK Water Cooler

gives pure, ice-cold water, untouched by ice, at the turn of a faucet on your HERRICK Refrigerator. For city water, spring or well water.

HERRICK Triplex Insulation

gives three-way protection against warm air. The cabinets and linings of the HERRICK are non-conductors of heat, and in between is heavily packed MINERAL WOOL, shown by U. S. Bureau of Standards' tests to be one of the most effective insulating materials. The result is extra efficiency from the ice or current used.

HERRICK Fresh Air Circulation

automatically cleans and freshens air throughout food chambers of a well-iced HERRICK. There's no interchange of food odors or flavors.

For Ice or Electricity

HERRICK, Triplex Insulated, may be used equally well for either. If you do not wish to pay the initial cost of a mechanical unit, use a HERRICK with ice at the beginning, and then, when you are ready, you can have the mechanical unit installed.

CHECK YOUR CHOICE

- No Odors or Tastes Exchanged Here
- HERRICK Refrigerator Recipes
- Outside Icing Blue Print Plans

Indicate by check-mark the free printed matter you wish, enclose with your address and send to

HERRICK REFRIGERATOR COMPANY
204 River Street, Waterloo, Iowa

HERRICK

THE ARISTOCRAT OF REFRIGERATORS



20 GALLON
HOT
WATER
FOR
3c
WITHOUT GAS

The "HOLYOKE" Hot Water Heater is being used in thousands of homes where thrifty housewives appreciate the convenience of running hot water at the almost negligible cost of 3 cents per 20 gallons.

Burns Kerosene Oil

This remarkable heater burns kerosene oil for fuel and can be installed economically in any suburban, country or city home where there is running water.

It has a strongly constructed cast iron casing and seamless copper coils. The burner is the new improved blue flame, odorless combustion type.

Guarantee

The "HOLYOKE" is guaranteed to give years of satisfactory service.

Approved by

Good Housekeeping Institute
The Tribune Institute
Priscilla Proving Plant

Send for FREE booklet—It explains how to obtain hot water at low cost.

HOLYOKE HEATER CO.,

Holyoke Mass.

HOLYOKE HEATER CO.
Dept. TAH-4 96 Sargeant Street
Holyoke Mass.

Kindly send us your free booklet on how to obtain running hot water at the lowest possible cost.

Name.....

Address.....

City..... State.....

Lawn making in the modern way

Continued from page 86

the discard is spring seeding. It has been thoroughly demonstrated that in the northern half of the United States seeding during the last two weeks in August gives infinitely better results than spring seeding for the simple reason that the fall seeded grass gets a start when the commonest lawn weeds are at a low ebb and the turf is sufficiently well established the following spring to get the jump on the weeds. On the other hand spring seeded grass is seriously handicapped by being placed in direct competition with the hardy weeds most of which naturally start during early spring days.

A PRACTICAL LAWN MIXTURE

A good combination of seed to use is four parts of Kentucky Bluegrass to one part of Redtop, thoroughly mixed and seeded in two directions at the rate of three to five pounds per thousand square feet. Where a quick lawn is desired, add one part of Annual Rye grass to this combination.

Do not fail to roll after sowing since this simple act may mean the difference between good and bad or indifferent results. Only by rolling do the seeds establish the firm contact with the soil necessary to secure good germination. Thorough watering after seeding is another factor that must not be neglected.

The experimental turf work has also demonstrated the uselessness of many other practices such as spiking the turf, constructing cinder layers, and spreading charcoal.

Most remarkable of the new facts brought to light has been the development of the Creeping Bent lawn planted from stolons or root pieces instead of seeds and maintained practically weed-free by the use of acid-reacting fertilizers, but that is another story. This article deals with Bluegrass lawns in the northern half of the United States and has nothing to do with Bent lawns or with Bermuda grass and Carpet grass, the standard turf plants in the South.

Linoleum technique

BADLY worn, uneven floors will not do justice to new linoleum. The unevenness will show through the linoleum after a short time, and continual tramping upon it will start cracks in the low places. Such floors should be leveled by planing or machine sanding, or new floors of inexpensive wood laid over them, before putting down linoleum.

Because this flooring will not expand and contract forcibly without serious damage, it is important to know that linoleum cannot be safely attached to a bare floor with anything like glue. The floor boards, upon drying out in winter will shrink. In summer, when the furnace fire is out they will expand. If linoleum has been glued to them, or even tacked to them, this expansion and contraction will tear it apart.


A professional job is done in laying this ideal floor covering by first cementing down a layer of builder's felt over the entire floor. On top of this felt layer the linoleum is placed. The special cement for this purpose, when hardened, looks like sealing wax. The felt layer between the floor boards and the linoleum has just enough flexibility to act as a buffer and save it from stretching. Laying the felt in the cement, then the linoleum on top, requires special rollers, and weights, and patient skill to result in a perfect job. Ordinarily the handy man should not attempt it.

But there are other good tricks which he can handle easily. He can

match, cut and lay his linoleum, allowing an inch at the outer edges of the floor for expansion. He should then obtain light canvas or ticking strips, two inches wide, and lay these under all seams. By raising the edges of the linoleum a good, prepared glue may be applied to these strips and the linoleum dropped back into place. Care should be used to make sure that the edges meet perfectly. Then, by walking along the seams, or placing weighted boards upon them until the glue has set, a good, flat result is obtained. This trick prevents the curling up of the edges which is so annoying in later cleaning and waxing. It makes the entire flooring, in effect, one great sheet, but still permits an independence of the floor-board expansion and shrinkage. The seams fill and disappear.

Wax is the best finish for cork linoleum. It may be repeatedly used and saves wear, in addition to sealing pores and keeping out grit.

When linoleum is too old for repair, as sometimes occurs in much-used kitchens, a common deck paint may be effectively used upon it. Soil, grease spots, and wax should be thoroughly removed with a good cleaner and the floor well dried before the paint is applied. Any desired color of prepared deck paint will work as well upon linoleum as on wood. Terra-cotta tile colors, being lively and cheerful, give a pleasing bright effect to such floors and extend their life for years.



BEAUTIFUL AND ATTRACTIVE

Shady-way ROLLER AWNINGS



SHADY-WAY Roller Awnings are tailored awnings—always neat and trim. Always taut—don't flap in wind. They roll up or down, easier than a window shade. Once up, always up. No win. or storage necessary—entire awning rolls under shielding hood and is protected from rain, sleet, snow and all weather. A combination awning and shade, operated from inside.

Send for Free Awning Book

Shady-way Roller Awnings will add to the beauty of your home. These neat, distinctively colored, tailored awnings beautify your premises and give your home a decidedly artistic touch. Send today for the FREE Awning Book. It gives you all the facts on this most modern, 9-point, economical and practical awning.


Shady-way Awning Division,
SHANKLIN MFG. CO., Inc.
2772 S. Eleventh St., Springfield, Ill.

Name.....
St. & No.....
City..... State.....

Trouble-Proof Sewage Disposal

WITH a PERFECTION Septic Tank, your sewage disposal problem is solved FOREVER! Absolutely nothing to rust or wear out. Made of reinforced concrete, in convenient sections for easy installation. Due to simple, patented feature, digests sewage perfectly without chemicals or moving parts. Over 16,000 users... including many SUBURBAN HOMES, schools, country clubs, factories, camps, Branch factories in many leading cities. Write today.

UNITED CEMENT PRODUCTS CORPORATION
Dept. AH-49
Indianapolis, Ind.



WHAT COLOR?

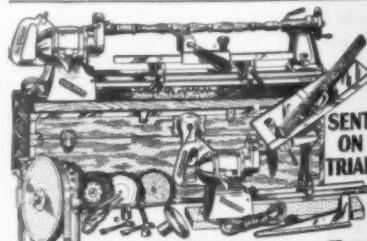
FOR bedroom; living room; kitchen... Whatever the scheme of decoration you may prefer, there is a smart, serviceable Vul-Cot wastebasket to match it. These indestructible, dust-proof baskets of hard, vulcanized fibre are correct for every room in the house. Your stationery, house-furnishing or department store has Vul-Cot—round or oval—acquired in ten pastel shades and colors. Expensive? Quite the opposite!

VUL-COT

-the national wastebasket

guaranteed five years

Nat. Vulcanized Fibre Co.
Wilmington, Del.



45% OFF! Make Things at Home with this WONDER WORKING SHOP

A set of Red Jacket Electric tools brings a powerful Master Drill Motor, Waco Craftsman's wood turning lathe, compound and 18-inch rest, tilting saw table, scroll, jig and hand saws, and all accessories for drilling, buffing, grinding and cleaning. Attaches to light socket and gives you private machine shop. ONLY \$10.00 DOWN.

Free Crafts Course and Blueprint Service. Send Coupon for Interesting Literature. You will be surprised, instructive, fascinating, beautiful. WACO TOOL WORKS, Inc.—5216 W. Elsie St., Chicago, Dept. 24. Please send me all information FREE.

Name.....
Address.....



The Clever Way

to make holes and cracks in plastered walls vanish is to fill them with Rutland Patching Plaster. Makes a patch that's perfect and permanent. Speedy and easy—just mix with water and use. Anyone can do it. At all paint, wall-paper and hardware stores. Rutland Fire Clay Co., Rutland, Vermont.

Rutland Patching Plaster

PLUMBING & HEATING



YOU'LL find this book helpful if you are building a new home or modernizing your present home. . . Suggestions for the bathroom—heating and plumbing including water supply and sewerage systems for country homes.

ASK FOR BOOK A SMYTH-DESPARD CO. Uden, N. Y.



CLAY CLOTHES DRIER

Dries washing spotlessly clean, folds like an umbrella to store away, 135-ft. line. Revolves in 15-ft. space. No dragging of basket. A proven success. Durable, rustproof, light weight. Guaranteed. Circular A-329 free.

Clay Equipment Corp. Cedar Falls, Iowa

"Cedarcraft" Natural Bark BIRD-HOMES and FEEDERS "The Birds Showed us How to Build Them" MICHIGAN CEDARCRAFT CO., Dept. C Greenbush, Alcona Co., Mich.

Please send me your illustrated Bird-homes catalogue Name..... Address..... City..... State..... (4 FE)

These Chilly Spring Mornings Are Summer's Press-Agents!

When you're shivering in an early morning bathroom on these cool spring days—summer seems pretty far away.


But these chilly days are summer's press-agents and before you know it the furnace will be out for the summer and with it no doubt goes your supply of hot water for everyday needs.

But if you are wise, you will have provided a constant and uninterrupted source of hot water, in the form of the National Multi-Flow Tank Heater.

This efficient little hot water producer will stay on duty twenty-four hours every day, summer and winter, with only a few shovels of any grade coal. Not only is it easy and convenient to take care of but will actually reduce your hot water fuel bill by a third or even half.

It's sturdily built for years of constant use, and every part that comes in contact with water is copper or bronze.

Yet you'll be surprised at the low installation cost. May we send you further details?



NATIONAL MULTI-FLOW TANK HEATER

THE NATIONAL PIPE BENDING CO. 200 River St., New Haven, Conn.

Boston New York Philadelphia

RADKOVER...

A Fine Radiator Cabinet at a Really Moderate Cost

Radkover is one of the finest radiator cabinets built. It is attractively designed, sturdily constructed of furniture steel, equipped with a humidifier and built to diffuse heat. Yet the cost of this cabinet is really moderate. And the reason—all Radkovers are built of standard sections produced on a volume scale, thus reducing production cost and the cost to you to a minimum.

RADIANT STEEL PRODUCTS COMPANY Williamsport, Penna.

Send for Literature



Be Warmer next Winter

Put a Cadwell No. 10 Air Valve on that stubborn radiator now. Feel the cold sections warm up. Then equip the rest of the radiators and you are ready for real warmth next winter. The Cadwell No. 10 automatically expels the air, allowing steam to heat the whole radiator instead of only a few sections.

Let the cold air out

Here is why a radiator often remains half dead, no matter how you feed the fire: When steam enters, it forces the cold air ahead of it to the end where the air valve is. If that valve is worn out or clogged up, it does not let the air out. Until the air can get out, the steam cannot heat that end of the radiator and it remains cold.

The Cadwell No. 10 Air Valve stays open until all the cold air is out of the radiator. Yet, it is so sensitive to heat, that, at the first touch of steam it shuts like a clam. The radiator becomes hot all over. If your dealer cannot supply you, send us his name and we will send you one valve for \$1, postage prepaid. It is guaranteed for five years; anyone can attach it.



CADWELL No. 10 AIR VALVE

Allows Your Radiators to Heat from End to End

The Beaton & Cadwell Mfg. Co. Established 1894 New Britain, Conn.



Start with a fair sized root—it is more vigorous. The plants improve with the years if given half a chance to grow freely

Peonies are anybody's flower

No trick to cutting superb blooms if the planting is done rightly

DAVID C. STRANGER

ANYONE can grow good Peonies. In the first place any good well-drained garden soil with a sunny exposure, for a part of the day at least, will yield some wonderful flowers. Heavy garden soil may be made much lighter and better by a judicious mixture of ground peat-moss and sand, while a light sandy loam is benefited by having a mixture of ground peat-moss and well rotted stable manure added to it and well worked in.

Cultural directions for all Peonies are few and simple. Planting may be done at any time of the year when the frost is out of the ground, though between first of September and the last of October is the best period. It is a good practice to dig the holes about fifteen inches deep and two feet apart. In the bottom of the hole put four or five inches of compost and tread it well, over it put enough fine earth so that when the Peony roots

rest on it the eyes will be about two inches below the surrounding surface; then work more fine earth around the roots until the eyes are buried about one and a half inches. Now over the crown or eyes of the plant scatter a handful of hard wood ashes, after which fill the hole level full, tread in firmly, put a handful of bonemeal on top, add more earth until the surface is well crowned. Do not forget to place a marker showing the variety planted in each hole.

In the early spring after the danger of frost is over, rake the branches and mulch away from any Peony roots that have already been established and when the stalks are four or five inches high keep the earth around them well stirred, taking care, however, not to rake too near as some smaller eyes may appear later. When the buds appear give liquid

manure around the roots about once a week if you want to get some extra nice blossoms.

Disbud all except the main bud when it is about the size of a large marble, and if the season should be dry see that the roots are kept well watered. Sometimes, however, when the season is exceptionally wet, one will find here and there a stalk that has started to wilt near the ground. Cut this off in the same way you would cut asparagus and burn it.

Tie your Peony blooming stalks to short stakes driven firmly in the ground so that your blossoms, now large and heavy, will not fall over, nor rain or wind blow them about.

At times when the Peony blossoms are the only flowers around, rose bugs and ants may prove a little troublesome in their efforts to collect honey. These insects can (continued on page 156)

ROSE NEWS

Published now ☆ and again ☆ by Star Rose Growers ☆ Conard-Pyle Company ☆ Robert Pyle, President ☆ West Grove, Pa.



"Atmosphere"

That's a popular word nowadays. To us "atmosphere" means roses, and lots of them—great, glorious "Star" Roses, with fragrance and scintillating beauty. They'll make your days happier; they'll make your house more beautiful; they'll even make life seem more sunshiny!

A few new roses in your garden will bring a whole new "atmosphere" into it—will give it a "dressed up" look—will give your neighbors something new to look at and admire. But tempus fugit. You'll have to order this month to be sure of getting the varieties you want.

☆☆☆

Cross your fingers



Keep your fingers crossed on hot-house roses for growing outdoors. If you've ever been laid up in a hospital, you know the wobbly feeling you

have when you get up and try to get around by yourself. You've been pampered and catered to—by experts, it's true—but that isn't the same as standing on your own feet and braving nature by yourself. And that's the difference between a hot-house rose and a rose that's grown out in the open. Before you receive any "Star" Rose, it has had three years' experience in growing outdoors, weathering its own storms and getting big and sturdy. We start them right—so there's every chance in the world for them to live to a ripe old age in your garden.

☆☆☆

For the guest room



You want everything in your guest room to be pretty and inviting. So, after you've seen that the linens are fresh and smooth, everything dusted and in its

place, dash down to the garden and cut a rose or two for that little bud vase on the dressing-table. There's something very friendly about a rose that makes a guest feel at home immediately.

☆☆☆

Over the winter glaciers
I see the summer glow,
And thru the wild-piled
snowdrifts
The warm rosebuds below.
(Emerson)

"Sub Rosa"

In Egypt the rose is the emblem of Horus, the god of silence. From this we get the expression "Sub Rosa", meaning "under the rose", which signifies strictest confidence, or "keeping it under your hat" as they say in these United States.



☆☆☆

Pruning

Pruning is one of the most important steps in the care of your roses, if you are to get the largest and most numerous blossoms your plants can produce. It prevents an unnecessary waste of sap, lightens the load, and concentrates the plant energy to fewer eyes, which will grow into more vigorous branches, capable of bearing larger blooms.

All newly planted hybrid-teas should be pruned back 3 to 4 inches from the union. Hybrid-perpetuals and climbers may be left a trifle longer. With your older hybrid-tea plants the weak growth is first removed at the base, then the old wood is removed, and finally the remaining canes are cut back, two-thirds of the previous year's growth being removed.

Hybrid-teas and all ever-blooming varieties should be pruned in the spring, and regardless of the age of the plant should never have but one-year-old wood above the ground. If they are properly pruned in early spring and the first crop of blooms removed, with part of the stem, they will bloom again quicker and with blooms and stems of better quality.

When cutting roses for home use (summer pruning) leave two sets of leaves on the stem—three if the plants are very vigorous. The two eyes left will soon start growing and bear flowers. Don't hesitate to cut your roses—it's good for them, and they'll bloom again soon after cutting.

☆☆☆

The tea rose

We read in a French rose book (*Les Roses*, by Gemen and Bourg)—"The odor of the Tea rose is very difficult to describe, and Crepin said 'One must have the nose singularly acute to find in the perfume of these roses, however fine and delicate, the odor of tea.' There is one American variety, *American Banner*, which actually has the odor of tea."

American Banner was introduced in 1877 by Cartwright. If any of our readers knows where this rose can be found, we would be very thankful if he would advise us, as our Research Department is anxious to have it for hybridizing perfume into new roses.



Know your roses

This is the age of names—everything is given a handle by which it may be known. Even the old car in the garage is called "Lizzie" or "Chevie" or maybe "The Blimp." And the four-legged destroyer of your household goods wouldn't bother coming home at all, if you didn't call him, "Hi, Towser!"

We want you to call your roses by name—it brings them more intimately into your lives. So we have marked every "Star" Rose with our exclusive celluloid "Star" tag. The tags are on the plants when they are sent to you. The Star tag is not an ordinary label. It is durable celluloid and it is wired to the stem of the rose plant. It shows the name of the rose and attests our "Star" guarantee that the rose will bloom.

☆☆☆

White mold

Last fall we were called in consultation by a prominent landscape architect to ascertain why some roses planted in the spring had "done poorly."

The location of the garden was ideal, on a terrace sheltered from the north by a large mansion. The whole estate was splendidly kept, and the gardener was evidently an expert, in most things.

However, the roses had made but little growth, and the general condition seemed to indicate something wrong at the roots.

Several plants were dug and the roots showed the ominous white mold (*agaricus melleus*) indicative of inadequate drainage and over-manuring. This trouble is not infrequent and often brought about by the misconception that soil for roses can never be "too rich". A good garden soil with a moderate amount of well decomposed manure, as would be prepared for any other garden crop is sufficient, and for the first year should not receive any other fertilizer.

In the above case the following remedy was prescribed: Remove the plants, wash the roots in a solution of 1% Semesan (tablespoonful in a two-gallon bucket of water); dig the beds about 24 inches, break the bottom with a fork, put in the bottom a six-inch layer of coarse cinders. Over this place long grass sod upside down, then refill the bed with the same soil, but adding to it a combination of hydrated lime and crushed limestone (sold in building material yards under the name of 2-in-1) at the rate of one-half pound per square foot of surface, well mixed with the soil as the trench is being refilled.

Over-manuring and frequent feedings have a tendency to render a soil acid and unwholesome and where this condition exists, roses remain still and eventually die as the young, tender roots are burnt in their attempt to grow. In such a case, lime is the best corrective, because roses are great consumers of lime.

☆☆☆

If you want 29 Dozen beautiful Rose blooms this coming summer for less than six cents each, you can find how to get them by referring to page 13 in our new 1929 "Star Guide to Good Roses."

Invest in some Hardy Climbing Roses and reap rich dividends. Novel and attractive ways to grow them are told on page 40 in the free "Star Guide."



Guaranteed With Star Roses, You Can't Fail

"Star" Roses are guaranteed to bloom this summer. They are three-year-old plants that have had a healthy start in life and are sturdy. You take no chances with "Stars," you can't fail.

We still have on hand a few plants of that gorgeous rose: Mme. Gregoire Staechelin—a magnificent, hardy climber of a new type—deep carmine outside and pearl pink inside. No other rose like it. Price \$5, delivered in U. S. A.—but you must order now.

When you send your order, tell us to send you free, the "Star Guide to Good Roses"—200 varieties described and pictured, many in color. Full descriptions and suggestions for the right roses to suit your climate. Gives a complete description of the "Star Dozen"—our famous twelve sturdy, sure-to-grow roses, which sell for \$10.50—or \$12.50 if purchased individually.



If you enclose 25c, extra, we'll send "Success with Roses", a 32-page book telling you how to care for your roses in order to get the most out of them. Send today.

Star Rose Growers
Conard-Pyle Co.
West Grove, Pa.
Robert Pyle, President



USE THIS COUPON NOW

THE CONARD-PYLE CO.,
West Grove, Pa. Box 24

- Please send me Mme. Gregoire Staechelin at \$5.00. (Also include a "Star Guide" free.)
- I enclose 25c for "Success with Roses".
- Please send the "Star Guide" free.

Name.....

Address.....





If planted in solid masses, but where they have perfect freedom of sunlight and air, Gladiolus make fine border effects

Growing the grateful Gladiolus

More perhaps than most flowers it gives out in exact ratio to what is put in

A. E. KUNDERD

THE Gladiolus is not, generally speaking, a landscape flower. It is when grown in the garden for cut flowers, or when grown in an exhibition plot of fine specimens, that the Gladiolus stands out preëminently.

It likes to stand alone and in full sunshine, and if so placed will grow in practically any average garden soil. But it is one of the most grateful plants that we have and will give a liberal reward for a little extra care.

WHEN TO PLANT

If you want to have Gladiolus flowers early in the season, it is not only necessary to plant early, but you should plant the early varieties. It is customary to advise putting in some bulbs as early in the spring as it is safe to plant and then to make supplementary plantings at intervals of 10 days to two weeks in order to extend the blooming season. That is all right if your planting is con-

finied to a few varieties, but we now have varieties that will bloom in 57 days after planting and other varieties which require 120 days before blooming. The blooming dates of a variety will vary according to the size of the bulb, the larger sized often blooming three to four weeks before the smallest ones. Even bulblets o'ten bloom late in the season, if planted early. It is always wise to plant any kinds as early as the weather will allow. When the Oak trees begin sending out their leaves it will be safe to begin planting Gladiolus with subsequent plantings at intervals of two weeks until July.

HOW TO PLANT

There is no fixed method of planting the bulbs. If you wish to plant them in rows in the vegetable garden you could make a furrow about six inches deep;

and if you wish to conserve space, the furrow should be six inches wide in the bottom so that you can plant in a double row, alternating them so that the double row will be about four inches wide and will contain about four bulbs to the foot, or planting may be in beds using the same treatment for the preparation of the soil.

To get extra fine flowers distribute to each 100 feet of row, in the bottom of the furrow, about three pounds of a complete fertilizer such as is recommended for growing potatoes. This quantity is about one ounce to each 8 or 9 bulbs. Thoroughly mix fertilizer with the soil in the bottom of the furrow to a depth of at least four inches, then fill in about two inches of fresh untreated soil, thus leaving the furrow about four inches deep. You are now ready to plant the bulbs.

Do not remove the husk or tunic from the bulb. If the tops (*continued on page 147*)

Dreer's Timely Garden Topics

For Greater Rose Joys Get


The Dreer "Gold Medal Dozen" The Newer Hardy Everblooming Hybrid-Tea Roses

For years "The Dreer Dozen" has enjoyed the reputation of being the greatest Rose value in high class, moderately priced varieties. But because we desire to continue "The Dreer Dozen" at the popular price of \$11.00, we could not include high-priced novelties. With the "Gold Medal Dozen" we inaugurate a new service for connoisseurs who want the choicest novelties *at once*—not later! Here they are, 12 outstanding varieties, every one tested and found worthy.

Twelve Outstanding Novelties for \$15

- Dame Edith Helen.** A brilliant yet soft Rose du Barri pink. \$1.50 each.
- Frank Reader.** Lemon yellow with golden-apricot heart. \$1.50 each.
- Lady Florence Stronge.** Violet-old rose, yellow at base and pink toward the edge. \$1.50 each.
- Rev. F. Page Roberts.** Coppery red, stained red on the outside, opening golden yellow. \$1.50 each.
- Sir David Davis.** Glowing crimson. Base of petals light yellow. \$1.50 each.
- Mrs. Henry Bowles.** Brilliant pink shaded light salmon-pink. \$1.50 each.

- Wilhelm Kordes.** Rich capucine red with coppery shades on golden-salmon ground \$1.50 ea.
- John Russell.** Rich, deep velvety crimson. \$1.50 each.
- Lady Margaret Stewart.** Deep sunflower-yellow, veined, splashed with orange-scarlet, reverse suffused carmine. \$2.00 each.
- Margaret McGredy.** Rich oriental red, passing to carmine-rose. \$2.00 each.
- Mrs. A. R. Barraclough.** Soft carmine-pink; base of petals passing to yellow. \$2.00 each.
- Ville de Paris.** (City of Paris). Rich buttercup yellow, fairly double. A profuse bloomer. \$1.50 each.



NEW HYBRID-TEA ROSE JOHN RUSSELL

Special Offer:—We will supply one strong two-year-old plant of above "Gold Medal Collection" (A \$19.50 value) the set of 12 for **\$15.00.**

The majority of the Roses offered in above superb Dreer "Gold Medal Dozen" are illustrated in full color in the Dreer Garden Book offered below and for which you are invited to write.

The Dreer Dozen of Super-Superb GLADIOLUS

Continues to offer the leaders in their respective color classes. This collection represents the combined judgment of some of the foremost Gladiolus experts of the country. Each year we improve it by dropping such varieties as are superseded by newer, improved sorts. The assortment offered below we consider the highest standard yet attained.



- Baron Hulot or Blue King.** Royal violet-blue. 15 cts. each; \$1.50 per doz.; \$10.00 per 100.
- Carmen Sylva.** Large, snow white, of perfect form. 15 cts. each; \$1.50 per doz.; \$10.00 per 100.
- Crimson Glow.** Glowing crimson-scarlet. 15 cts. each; \$1.50 per doz.; \$10.00 per 100.
- Evelyn Kirtland.** Rosy pink, with fiery scarlet blotches. 10 cts. each; \$1.00 per Doz.; \$7.00 per 100.
- Flora.** A golden yellow. 15 cts. each; \$1.50 per doz.; \$10.00 per 100.
- Mary Pickford.** Delicate creamy white with soft canary yellow throat. 15 cts. each; \$1.50 per doz.; \$10.00 per 100.
- Mrs. F. C. Peters.** Orchid-pink with purplish blotched throat. 20 cts. each; \$2.00 per doz.; \$15.00 per 100.
- Miss Madison.** Large, clear deep pink. 15 cts. each; \$1.50 per doz.; \$10.00 per 100.
- Mrs. Frank Pendleton.** Salmon-pink with brilliant deep red blotches. 10 cts. each. \$1.00 per doz.; \$7.00 per 100.
- Prince of Wales.** Delicate apricot pink suffused with salmon. 10 cts. each; \$1.00 per doz.; \$7.00 per 100.
- Richard Diener.** Pure rose-salmon pink. 20 cts. each; \$2.00 per doz.; \$15.00 per 100.
- Scarlet Wonder.** Pure deep scarlet of great size and substance. 20 cts. each; \$2.00 per doz.; \$15.00 per 100.

Collections of Twelve Super-Superb Gladiolus

- 1 each of above 12 sorts, 12 bulbs, \$1.50
- 3 each of above 12 sorts, 36 bulbs, 4.00
- 6 each of above 12 sorts, 72 bulbs, 7.50
- 12 each of above 12 sorts, 144 bulbs, 14.00

Gold Medal Gladiolus in Mixture

Grown for those of our customers who want something better than the usual run of mixtures. It holds a number of high-priced varieties, in many exquisite shades of great diversity. We consider it by far the finest Gladiolus Mixture ever offered. Price 65 cts. per doz.; \$5.00 per 100; \$45.00 per 1000.

This 224-page Garden Book FREE

During almost a century of serving American gardeners it has become recognized as an utterly dependable counsellor on all phases of gardening. It holds a vast fund of reliable information gathered from experts on the various subjects. It abounds with illustrations from photographs (many in colors) which will help you form correct ideas of what you may accomplish in your own garden. Yours free for the asking and please mention The American Home.



FREE
Please
write for
it Today

HENRY A. DREER

1306 SPRING GARDEN STREET
PHILADELPHIA, PA.

Beautiful Home Grounds really cost you Nothing

Each Tree, Shrub, Plant and Vine adds far more to the value of your home than its small initial cost.



"It's Not a Home until it's Planted"

BEAUTIFYING your home grounds is an investment which pays immediate cash dividends.

The moment you set an ornamental or fruit tree, a shrub, plant or vine, your property becomes more valuable and desirable. Its cash value rises at once—and far in excess of the small amount you have invested in the planting.

Theory? No Indeed!

You have but to ask any real estate authority to confirm this statement. And now, when a great vogue for beautiful home surroundings is sweeping the country, it is particularly true.

The eyes of the nation are on the home grounds as never before. Beautiful home grounds are considered just as necessary as modern improvements and furnishings within.

The time is not far distant when the unplanted or poorly planted place will be as undesirable and

unsalable as the house without modern conveniences.

But There Are Even More Important Rewards

Even more important than the added monetary value is the joy and satisfaction of living amid beautiful surroundings—of providing a setting for your home of which you can be proud. An environment which says to friends, neighbors and passers-by—"Here lives a family of good taste, refinement and culture."

Your Nurseryman Can Help You

Write or consult your Nurseryman or his representative. With the help of his expert advice, you can plant now and enjoy beautiful and fruitful grounds this summer. Whether your planting problem is large or small, he can help you and his advice insures quick and satisfactory results.



This FREE Booklet Will Help You Achieve Beautiful Grounds

A new and valuable booklet, edited by Ernest H. Wilson, one of America's foremost horticulturists, will be sent to you free, if you will return the coupon below.

It is written especially to help the home owner. It pictures and describes the modern trend in beautifying home grounds; makes clear the concepts of good taste and describes what constitutes a well planted grounds.



NATIONAL HOME PLANTING BUREAU
Sponsored by the American Association of Nurserymen

406 Union Savings Bank Bldg., DAVENPORT, IOWA

Gentlemen: Please send me free copy of your new booklet, "How to plant the Home Grounds."

A. H. 4

Name

Address



Plant Bush Roses for beds and borders but get climbing kinds for porch or trellis. There are both large-flowered and small-flowered Climbers

Simplified Rose culture

Continued from page 55

rose bed is prepared. If these preparations were made in fall, the addition of bonemeal (2 pounds to the square yard thoroughly mixed with the soil) will be useful and of lasting effect (bonemeal is better used in the fall). Old rosebeds will be benefited by an application in the spring of a complete chemical fertilizer, such as nitrophoska or others having a good proportion of phosphoric acid and potash besides nitrogen. Neither one of these elements should be used without the two others or the ration would be unbalanced (this does not apply to the Rose alone, but to all flowers).

To have worthwhile Roses, not mere mediocre flowers, proper pruning is essential. The effect of pruning is to give "pep" to the plant, to concentrate the power and pressure into few eyes which will then produce long stems and "blue ribbon" blooms. Can one expect full pressure out of a hose full of leaks? Eyes on an unpruned Rose bush are leaks from which the sap expends, without ambition, into twigs and foliage but poor blooms. Proper pruning of Rose bushes begins at the base, working up. First, remove all light twiggy growth and misplaced branches, then old wood that shows signs of degeneracy; the bark is dark and rough after having done service two or more years. The aim is always to keep the plants young. The final operation is to shorten the remaining canes, and this should be done according to habit and vigor of the varieties, the strongest ones like Radiance being left longer than low ones like Mrs. Aaron Ward.

A good general rule to go by for garden Roses is to remove two thirds

of the previous year's growth. If one looks for exhibition blooms, pruning might be still more severe, as it is an axiom: the lower the cut, the stronger the growth and the more beautiful (though the fewer) will be the blooms.

Roses planted in the spring should always be pruned very low, down to 3 or 4 inches from the union. A bed of newly planted Roses should look, as an English rosarian has said, "as if uninhabited." Some nurseries send out Rose plants partly pruned; but they need pruning again.

The best time to prune Climbing Roses is in midsummer, after their blooming season; but if this was not done, do it in the early spring. The canes of ramblers of Dorothy Perkins type are at their best but one year. It is, therefore, best to remove them and train on the support the new shoots that are growing from the base of the plant. The climbers of the large bloom type, like Dr. Van Fleet, need not be pruned beyond removing the faded blooms, dead wood, and excess growth.

During summer, we have to fight some insects, and prevent leaf diseases that may attack the Roses, especially in very wet seasons. The most bothersome insects are the aphids (green fly), small but voracious. Nothing will stunt a plant more quickly. An application of aphis-trogen will dispatch them; or black leaf 40 may be used, but with caution. The leaf diseases—mildew and black spot must be prevented by early treatment. The spores may have been carried over from the previous year, either on the branches or on the (continued on page 152)



Here's Real Help on Your Rock Garden

IT matters not whether you want just a small Rock Garden; or one-so-big-by-so-big. In either case, we can give you the kind of assistance, that goes a long way towards insuring your Rock Garden's success.

When you have the know-how, then Rock Gardens are no more of a problem than any other garden. It's with just those essential little know-hows, that we can be of such help to you.

It happens that one of us makes a hobby of Rock Gardens. He just can't seem to help taking a very personal interest in them.

Write us freely what your problems are and your letter will have this hobbyist's personal attention.

Of course, you'll want our Catalog on Hardy Plants and Rock Plants. Send for it. Mailed free.

About This Garden

This is a true photographic color reproduction of a glimpse in one of our customer's own gardens. All the plants were furnished by us. If you have a desire for a Rock Garden large or small, we will be happy to furnish you with a list of plant materials. Ones which will give you the best of results in your locality.



Reg. U. S. Pat. Off.

Wayside Gardens

Largest Growers of Hardy Plants and Rock Plants in America

Nurseries

Mentor, Ohio

E. H. Schultz, Pres.

J. J. Grullemans, Sec'y Treas.



Reg. U. S. Pat. Off.

Planting Layout For 25 Cents

For you who may want to closely follow the planting in this garden, we have a limited number of blue prints of the layout. It gives in detail the location, names and quantities of plants used. If you care to send us 25 cents in postage, we will be very glad to send you one. Along with it will come our Catalog.

Make child's play of
hedge trimming—

WISS HEDGE SHEARS

cut
easily...


OPERATING on a new principle, Wiss hedge shears cut faster, easier and with greater comfort...

The lower blade has a serrated, saw-tooth edge that grips twigs and branches, and holds them fast, while the knife-edged upper blade cuts them off clean. There is no tendency to push branches forward in bunches, and no jerking "chop" "chop." The action is smooth and even—the blades cut clean—and that means you can do more work, in less time, and with less fatigue.

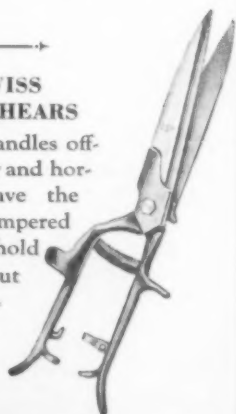
When you take these shears in your hands you'll notice their perfect balance. They don't feel heavy. Most of the weight lies close to your body, not out in the blades.

Other features are unbreakable forged steel handles, comfortable wood grips, a sturdy over-size bolt, and perfect smooth-running adjustment. They are made by WISS of Newark, N. J.—the world's largest manufacturers of fine scissors and shears.

On sale wherever garden cutlery is sold, \$2.75 to \$4.00.



WISS PRUNING SHEARS
Strongly built for heavy duty. Cuts easier, last longer than ordinary shears. Nine sizes and patterns. \$1.50 to \$4.25.



NEW WISS GRASS SHEARS
Improved handles offset vertically and horizontally, save the knuckles. Tempered steel blades hold their edge—cut like fine scissors. \$1.50.

J. WISS & SONS CO., 33 LITTLETON AVENUE, NEWARK, N. J.

Chrysanthemums for the outdoor garden

Continued from page 50

of side shoots. This "stopping" or "pinching" should be continued until the middle of June.

By that time the plants should be beautiful little bushes, dwarf, robust, and carrying quantities of shoots. This surely is a simple enough method of cultivation yet it is not often followed by the average amateur grower. The more common practice is to let the plants make one or two straggly shoots, which are by no means pleasing or useful. If they are pinched out several times, and induced to grow in bush form, they are not only ornamental in the garden, but will also give quantities of cut flowers. And such plants will not need any stakes or support.

The questions of soil and situation are not so important. That is to say, hardy Chrysanthemums seem to do equally well in a light soil or a heavy soil, provided the necessary plant food is available. If the beds are facing south, with protection for the north and west winds, the plants will be very much better than if fully exposed to the north winds. Remember that most of the heavy frosts come from the north and west. If when the first few early frosts of fall come the plants are lightly protected, a sheet or other light covering thrown over them, they will flower excellently for weeks afterward. If the early flowers are not protected from the early frost, they blacken and die after the hot sun shines on them during the day.

Drainage is most important in the matter of hardiness. If your ground slopes toward the south, the site is ideal. If the plants are set out on low ground, where the water lies in the winter time, it freezes and thaws throughout the winter months, and after several such changes, the plants rot out entirely and you do not have "hardy" Chrysanthemums. If you have such a condition, take up a few plants in the late fall, and set them in a coldframe, or some protected situation, so that you will have replanting stock in the following spring.

After the plants are growing, the next thing to do is to give them a mulch of well rotted cow manure (or sheep manure if cow manure is not available). Bonemeal is too slow in action to be of much value for plants of the Chrysanthemum family. Nitrate of soda (in the proportion of one pound to a fifty-gallon barrel) can be used once a week, if neither cow nor sheep manure is available. During the growing period see that your plants do not lack water but, on the other hand, do not kill them by applying too much. A good syringing at night

will help out considerably in the hot summer months.

Chrysanthemums grown outdoors and allowed to grow in natural sprays furnish wonderful material for cut flowers. If, however, the cultivator wishes to get larger flowers, but fewer of them, he can remove some of the side tips or shoots, and leave just the center buds to develop. This disbudding is carried on any time after the first of September, as the buds appear. Flowers almost as large as those on the greenhouse varieties can be grown outdoors, if the one main bud only is allowed to remain on the plant, all the side shoots being removed as they show up. I think it is a waste of good material, although many growers do it year after year.

The worst pests bothering Chrysanthemums are the black fly and the green fly, and in some locations they cause considerable annoyance. Tobacco dust thrown on the foliage in the early morning, while the dew is still on the plants, will go a long way toward eradicating these flies. Another very good remedy is black leaf 40 (a nicotine solution) sprayed on the plants; caterpillars and grasshoppers also bother. In a very dry season grasshoppers are extremely destructive. An effective remedy for both is paris green applied as a liquid, using just enough to slightly tinge the water. If it is not used stronger than this, it will not burn the foliage. It will also save the handpicking that is necessary to get rid of any caterpillars.


During the months of July and August, when the temperature is very high and thunderstorms prevail, black spot, a fungous disease, will sometimes attack the foliage, causing it to turn yellow and drop off. A sulphur dust or bordeaux mixture applied on the underside of the leaves will check this trouble.


If the plants are growing too closely together, there will be considerable loss of foliage, and this is not ordinarily harmful. As the stem wood ripens the lower leaves naturally drop off. It is only when the leaves up near the flowers begin to fall off, that there is anything to worry about.

To sum up: plant in a well drained location; feed and water in the growing season; protect them from the first frosts. You will then have Chrysanthemums when there is nothing else left for cutting in your garden.

For the gardener starting with Chrysanthemums, the following list of a dozen varieties will be found to embrace all the different types of hardy sorts:

Type	White	Bronze	Red	Pink	Yellow
EARLY FLOWERING	Normandie	A. Barham	Firelight	Henri Vincent	Cranfordia
SINGLE	Lily Neville	Ruth Adams	Besse La Roche	Jeanne Adams	
POMPON	White Doty	Adelaide		Lillian Doty	Nuggets





Good Gardening *calls for* **GOOD HOSE!**

SPARE the hose and you spoil your chances of giving your grounds that serene beauty you so admire in old-time gardens. Bull Dog Cord is a garden hose that never needs to be spared. It's built to give astonishingly long, hard service. It's a *moulded* hose with reinforced walls. Built like a cord tie with alternate layers of live rubber and tightly twisted, braided cotton cords, vulcanized into one inseparable wall. This construction gives not only strength but amazing flexibility. You can tie Bull Dog Cord into knots without kinking or cracking it.

The better garden implement dealers carry Bull Dog Cord. If your dealer is not yet stocked, send us his name and address—and yours—on a postcard. We will send you a Free Illustrated Booklet describing Bull Dog Cord, and tell you where you may secure this good hose quickly.

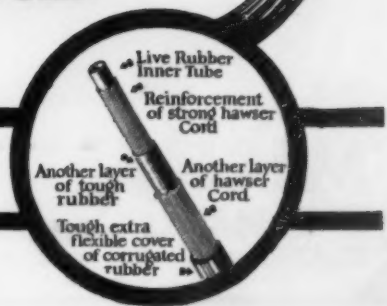


BULL DOG CORD *Garden Hose*

A PRODUCT OF THE

BOSTON WOVEN HOSE & RUBBER CO.
CAMBRIDGE, MASSACHUSETTS, U.S.A.

Built Like a Cord Tire



MICHELL'S EVERBLOOMING BUTTERFLY BUSH

(BUDDLEIA VARIABILIS MAGNIFICA)

MICHELL'S everblooming Butterfly Bush (*Buddleia Variabilis Magnifica*) has won its way to the hearts of flower lovers, until today it stands as one of the most popular of the novelties of the hardy shrub family.

To those who have grown it before, it needs no formal introduction due to its many fine qualities.

Attaining a height of about four feet the first season, this glorious child of nature may be relied upon to produce an abundance of flower spikes measuring in most cases eight

ONE of the really satisfactory cut flowers whose sweet scent endures in garden and home alike—and perfectly hardy, too—needing even less protection than you would give the hardy rose.

Illustrated in natural color in
MICHELL'S
1929
CATALOGUE



inches long, each spike formed of countless miniature florets that are a gorgeous blending of lilac and heliotrope.

Three plants of this marvelous shrub will furnish endless joy to the flower lover throughout the growing season up to severe frost, when it will sleep and rest until the next year, only to burst forth again in increased glory and magnificence to delight the heart of the butterflies as well as the human, for its name is derived from the magnetism it asserts on the many brilliantly colored butterflies who daily pay tribute to this masterpiece of the floral world.

Extra strong plants, which will bloom the first season, 3 for \$1.15; 6 for \$2.00; postpaid. 12 for \$3.50; 25 for \$6.50; 100 for \$20.00; by express, not prepaid.

Michell's Green Velvet Lawn Grass Seed

This year you may enjoy a lawn of rich lustrous green beauty, one that will withstand Summer sun and Winter cold as well. Sow now to banish lawn troubles by sowing this ideal mixture for quick results and lasting satisfaction.

By parcel post anywhere in the U.S., 25¢ pt.; 45¢ qt.; 90¢ for 2 qts.; \$1.60 for 4 qts.; \$2.90 per peck; \$10.35 per bushel.

The thirty-ninth issue of Michell's Annual Catalogue, listing all of the worthwhile creations of the floral and vegetable world and containing countless cultural directions and numerous color pages, will be mailed free on receipt of your request.

MICHELL'S SEEDS
520 MARKET ST., PHILADELPHIA, PA.

Simplified Rose culture

Continued from page 126

ground. Therefore start early! When the third set of leaves is fully developed, a weekly spray of fungitrogen or bordeaux mixture, carried on through the season will keep the plants healthy. Massey sulphur dust is also good, but if used in large doses it mars the foliage and "blues" the roses. This weekly spraying may seem a chore but remember that Autumn Roses, the most beautiful in form and tint, will be your reward; but these will be totally missing if your plants, through neglect, have lost their foliage.

Cutting blooms in summer, whether for the house or to remove those faded on the plant should be done with part of the stem, half at least, to promote new long stems and handsome blooms.

After the first blooming, the plants will be fatigued and feel indifferent. They need a tonic, a kick, a "pick-me-up." Liquid manure used to be made of filthy material in the old days, but science has simplified our task and chemistry supplies us with cleaner and better methods; a tablespoon of nitrophoska dissolved in a two-gallon can of water will supply the most complete and efficient liquid manure. First open a little trench around the plants and soak the ground with plain water, then give the fertilizer. Another method is the

dry diet: 2 or 3 tablets of stim-plant or such compound and a copious watering.

Roses like a soil of uniform temperature, not extremes, and unless they are planted close enough (14 inches is standard space between Hybrid Teas) to shade the soil with their own foliage the ground should be covered with some material neutral in color, and retentive of moisture. My preference is for imported peat moss; it is inexpensive and saves further hoeing during the season. Avoid manure of any kind for mulching.

Toward the end of the season, the peat or whatever mulch has been used is turned under or forked deep; at the same time, a handful of bone-meal to each plant worked in deeply will rebuild the soil for the following spring.

Winter protection is very simple; many devices have been invented, but none replaces good mother earth. Hill up the plants as high as practicable with either soil of the bed or some brought in from the vegetable garden. Branches that are too long may be shortened. In Northern states where winters are long and severe, the plants may be loosened at the base and gently leaned on the side, held down with wooden pins and covered with soil.

Yes! Rose culture is simple!

Growing Lilies for loveliness

Continued from page 51

The depth to plant varies according to the group or type of the particular species, and the beginner should familiarize himself on these details by reading the special literature of the subject, but generally speaking the depth should be not less than eight inches, but often more is better.

Place the bulbs in a shallow bed of sand and then surround it with more sand. Some types (such as the loose-scaled kinds) stand a better chance for success if the bulbs are placed on their sides when being planted as this prevents moisture lodging in the scales. Some bulbs may not show much growth for a season or two after planting but this should cause no uneasiness. A good average distance between bulbs is 12 inches.

When to plant and transplant are questions that often prove vexatious to Lily enthusiasts. Owing to the wide range of the *Lilium* family, the climatic variations are quite a factor in their shipment and planting. Importations from abroad are usually received in the late fall months and it consequently becomes essential to plant the bulbs at that time. Fall planting is best as a general rule for nearly all Lilies, although there are some which will do splendidly planted in spring. Once planted leave them alone. It is well to lift a good ball of earth with the bulbs, thus causing little, if any, setback. If the bulbs are diseased it will be necessary to remove all the earth from them and treat the bulbs as prescribed in any good manual devoted to their culture. (Editor's

Note: It is my experience that in the case of the Regal Lily, transplanting in early spring after growth has started has given by far the best results—and I have thus handled thousands.—L. B.)

Ground covers for the beds where Lilies are planted are not only ornamental but also necessary. Ground covers shade the bulbs and roots but do not hinder the formation of blossoms. A bed of Peonies or of Ferns, Rhododendrons, Kalmias, Azaleas, etc. offers suitable covering. Granulated peat moss is a splendid ground cover and quite attractive. (Here I would also like to record the value of buckwheat hulls which, once settled do not blow off as might be supposed.—L. B.)

Lilies should be cut fairly early in their development or when the bottom blossoms are well opened, and do not cut too far down, as this weakens the new growth. Do the picking early in the morning before the sun has dried the freshening dews.

Fertilizers for Lilies? Yes. But avoid the use—even in the smallest quantities—of fresh manure. If manure is used—and it should be used liberally—see that it is very old and thoroughly decayed and placed well below the bulbs. Lilies are gross feeders, indulging them in a rich diet will bring its rewards in more vigorous growth and generous bloom. This feeding may be done through dressings of the recognized commercial fertilizers, applied, as they always should be, with intelligence.



A typical 12-15" Specimen Plant of Laurel

Will Its Pink and White Eyes Twinkle On YOUR Grounds?

Somehow we have always thought of our wild Laurel (*Kalmia latifolia*) as the wily maiden of the woods. As undergrowth, it constitutes splendid ground cover. But during June it absolutely becomes the dominant factor, with its glittering umbels of flowers. Enduring, always ornamental, with glossy, green foliage the year around, our native Laurel leads among hardy evergreen shrubs.

Realizing this, we always grow generous quantities for the discriminating. We provide plants repeatedly transplanted and root-pruned, with dense foliage and great root-systems back of them all.

We offer this nursery-grown stock (differing from collected stock offered below) as follows:

9-12 in.	\$ 7.50 per 10	\$60.00 per 100
12-15 in.	10.00 per 10	90.00 per 100
15-18 in.	15.00 per 10	125.00 per 100

All balled and burlapped, securely packed for safe arrival any place in U. S. A.

Heavily Budded AZALEAS

If we may call *Kalmia* "bright-eyed Maiden" we can call *Azalea calendulacea* the "flaming Thor." Like flashes of lightning, these shrubs stand out in the border, easily dominating their surroundings. In color, this gayest of all our native Azaleas varies from luminous ochre yellow, to brilliant orange pink and salmon. That is one of its chief characteristics:—You might buy a carload and hardly two will be exactly alike. It's worth being planted in carload lots.

1-1½ ft. \$20.00 per 10 \$175.00 per 100

Heavily budded, balled and burlapped, securely packed.

Banks of Loveliness at Moderate Cost!

—and a Catalog—

My staff of experienced collectors is now surveying wild parts of Virginia for surplus Azaleas, Rhododendrons and Laurel. Great care is exercised to select symmetrical specimens with ample foliage. Just the type of material that you may want to mass on a hillside, or with which to fill voids elsewhere on the estate.

We offer:—Car to contain 500 high-grade select clumps of Rhododendron maximum, for \$500 f. o. b. Virginia. All high grade, select clumps, properly balled and burlapped.

—that will awaken in you memories of days in the woods, of yesterday or long ago—that will cause you to long for what the great outdoors has provided to make your home grounds naturally charming. A book as fascinating to nature lovers as a fairy tale to children—is yours for the asking

Or—

Perhaps You'll Consider This a Tempting Offer:


A car to contain the following f. o. b. Virginia:

- 100 Rhododendron maximum 3-4 ft.
- 100 " " 2-3 ft.
- 100 " " *catawbiense* 2-3 ft.
- 100 Azaleas 2-3 ft.
- 100 *Kalmia latifolia* 18-24 in.

All selected clumps, balled and burlapped for safe arrival anywhere. My special price for the above is \$500.00; or \$475.00 if cash accompanies order.

Gillett's Fern and Flower Farm
3 Main Street

Southwick,
Mass.





Greetings from Tulipdom

DURING the last fourteen years we have made many friends, have shared their joys and disappointments. Their joys in the flowers borne by the bulbs we supply; their disappointments at our inability to supply, late in the season, such special varieties as they might desire, because we were "sold out."

Order Early—and Why

1. The so-called Dutch Bulbs, namely Tulips, Hyacinths, Crocus, Narcissi, etc., are available in the fall only.
2. They must be planted in the fall if you want their flowers the following spring.
3. The choicest bulbs, especially of the better varieties, are generally "sold out" around the middle of August, when the last import orders are cabled to our nurseries in Holland for

"Bulbs In a Class All Their Own"

Through our catalog "Greetings from Tulipdom" we offer some suggestions how we hope to serve you best. But we might serve you *still* better were you to give us an idea as to which flowers you prefer.

Below you will find a coupon. A few crosses (x) will help us to furnish you special recommendations later in the season. Please feel that this does not obligate *you* in any way, but will enable us to give you the most intelligent service.



Yours for Greater Bulb Gardens

ZANDBERGEN BROS., "Tulipdom"

Oyster Bay, Long Island, New York
Nurseries at Valkenberg, near Leiden, Holland
and at Babylon, Long Island, New York

COUPON

ZANDBERGEN BROS., "Tulipdom," Oyster Bay, L. I., N. Y.
I am most interested in: Tulips, Early Flowering , Late Flowering , Darwin Tulips , Breeder Tulips , Cottage Tulips , Lily Flowering Tulips , Hybrid Tulips , Crocus , American-Grown Daffodils , Hyacinths .

Free copy of "Greetings from Tulipdom" .

It is distinctly understood that I incur no obligation.

Name Mr. Miss Mrs.

Address

Please write name and address plainly, or better still print them.

A. H., 4-29

Growing plants for good Dahlia bloom

Continued from page 34

spaded in, feeds the roots of the Dahlia wherever they may roam, while fertilizer placed in the hole just under the tuber is available in a very limited space.

If it is impossible to have the entire plot dug over and fertilized, then mark out the plot, spacing your plants three feet apart each way, if possible. This will allow a free circulation of air between the plants when in full growth, also permit of easy cultivation.

Now set out the stakes. These should be 1½" square, four or five feet high (and if painted a dark green are not unattractive). Drive a staple in the top of stake to accommodate the copper wired label designating the variety to be planted. Next dig the hole to a depth of eighteen inches and eighteen inches square. Place six inches of slag, stones or cinders in the bottom (for drainage); next place six inches of good soil in which one fourth pound of the fertilizer is mixed thoroughly; next two inches more of soil and you are ready to plant the tuber.

Place the tuber on its side with the eye or sprout toward top of the hole; cover the tuber with a handful of pure sand, and fill hole up to within two inches of the top with soil. Sand placed over the tuber permits the sprout to push through more easily. It may take two or even three weeks for the plant to make its appearance above the ground, but do not become too anxious and dig down and perhaps break off the sprout. Cultivate very carefully to keep the soil from becoming baked; but do not water, as this is apt to cause decay in the tuber. A well cultivated soil retains moisture, which will be sufficient with the ordinary rainfall until the plant is in bud. Never allow more than one shoot to develop; if more than one appear cut off the weaker.

The same method of planting may be employed if green plants are used instead of tubers, except that green plants should be well watered. Before planting place the plant, pot and all, in a bucket of water until well soaked; remove the plant with the ball of soil, set in place and gently

firm the garden soil about the pot ball and again thoroughly water. When this soaks in draw over the dry earth. This will prevent the top soil from becoming baked. Shade your plants with a peach basket, or some such thing that will permit of a free circulation of air, for a day or two. Setting plants just before or during a light shower will save much of the labor outlined.

One of the secrets of successful Dahlia growing is cultivation. Cultivate as deeply as possible without disturbing the roots at least twice each week; and, if rain has fallen, just as soon thereafter as it is possible to work the ground. This not only aerates, but will also kill weeds. Keep up this cultivation until about the first week in August when you will notice that the feeding roots are near the surface of the ground. These should not be disturbed. It is now time to place a mulch over the ground which will keep the heat out and conserve the moisture, also keep down the weeds and save labor. Straw or grass clippings may be used.

Before placing the mulch it may be well to give the plants a midsummer feed, especially if exhibition bloom be wanted. Do this by broadcasting fertilizer over the area of a circle eighteen inches from the stalk, then thoroughly soak with water, making a dam or ridge around the area to retain the water. Next draw dry soil over the area and the mulch, using the same kind and amount of fertilizer as at planting time. If extra large exhibition blooms are desired and no thought need be given to next year's planting stock, tankage or dried blood, about two ounces to the plant in addition to the foregoing will be found to be a very good forcer, always bearing in mind that forced tubers will not give a good account of themselves the following season.

Dahlias are fall flowers and should not begin to bloom until the latter part of August, and then continue until frost. About the third week in July, during the hottest part of the summer, it is well to pinch back the plants—that is, nip out the entire center of (continued on page 140)



Big size, high quality blooms to win prizes, are cut only from well grown plants

HENDERSON'S SPECIAL OFFER

1929 Seed Catalogue and 25-Cent Rebate Slip —Only 10c



Giant Waved
Spencer Sweet
Peas



Henderson's
Invincible
Asters



Brilliant Mixture
Poppies



MAIL the coupon with only 10 cents, and we will mail you "Everything for the Garden," Henderson's new seed catalogue, together with the new Henderson 25-cent rebate slip, which will also entitle you, without charge, to the Henderson specialty offer of 6 packets of our tested seeds with your order.

These 6 packets are all seeds of our own introductions, and are among our most famous specialties—Ponderosa Tomato, Big Boston Lettuce, Early Scarlet Turnip Radish;—Invincible Asters, Brilliant Mixture Poppies and Giant Waved Spencer Sweet Peas. These, like all Henderson's Seeds, are tested seeds.

For 82 years, HENDERSON'S TESTED SEEDS have been the standard. Year after year, our constantly improving methods have enabled us to maintain our supremacy among American seed houses. The initial cost of your seeds is the smallest item in your garden's expense, and it is of advantage to plant seeds of recognized quality from a house of reputation and standing.

Everything for the Garden

This is a book of 210 pages, with 16 beautiful color plates, 194 pages of rotogravure in various colors, and over a thousand illustrations direct from actual photographs of the results from Henderson's seeds.

vegetables throughout the Summer, and collections of flower seeds especially arranged for harmony of color and continuity of bloom.

It offers many special collections of vegetable seeds arranged so as to give a continuous supply of fresh

It is a complete garden book, and should be in the hands of every lover of the garden beautiful or bountiful—Clip the coupon now!

Every Rebate Slip Counts as Cash

With every catalogue will be sent our Henderson Rebate Slip which, returned to us, will be accepted as 25 cents cash payment on any order of two dollars or over.

In addition we will include with your order, without charge, the Henderson specialty collection of three packets of Vegetable and three packets of Flower seeds as described above.

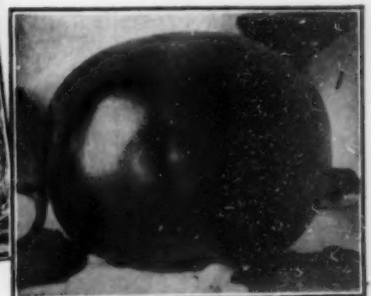
PETER HENDERSON & CO.
35-37 Cortlandt Street
New York City



Early Scarlet
Turnip Radish



Big Boston
Lettuce



Ponderosa Tomato

PETER HENDERSON & CO.
35-37 Cortlandt Street, New York City

Enclosed is 10c for Henderson's 1929 advertising offer of Catalogue and 25c Rebate Slip.

Name

Address

City



Sweet-peas for fragrance and color

*The wise gardener starts as early
as the ground can be worked*

GEORGE W. KERR

GRACEFULLY fluttering to the merest zephyr that may be in the air, and in tints that vie with the rainbow in elusive colors, is it any wonder that the Queen of Annuals is so universally loved? There may be flowers as beautiful, and even as fragrant, as the Sweet-pea, but surely no other flower is so appealing.

The Sweet-pea has the advantage over many other garden plants of being among the easiest of all flowers to grow when planted under favorable conditions. Inexpensive; in fact, absurdly cheap considering the display we may have from a few packets of seed. There is no long waiting for results; a few short months and the insignificant seed becomes a sturdy plant, varying in height according to the treatment given, and soon clothed in the full beauty of its lovely blossoms.

But to grow Sweet-peas successfully the soil should be deeply dug and well manured, and the seed sown at the earliest possible moment after the ground can be worked in spring. There are other improved methods of culture, but in this article we are trying to show the way to the great mass of flower lovers who make all their garden in spring.

The Sweet-pea abhors extreme heat, and is seen at its best in localities where the night temperature, at least, falls to around 60 degrees. However, we cannot all have the ideal climate for our favorite flower and must therefore make the best of actual conditions. One method of counteracting the disadvantages of extreme sun heat is to grow the plants in partial shade, avoiding the overhanging branches of trees and too close proximity to buildings. If possible choose a position some distance from either, but where the plants may be shaded from the early afternoon sun. Under such conditions bloom can be had for from four to eight weeks longer than if grown with full exposure to the sun's rays during the entire day.

The Sweet-pea is a deep rooting plant, therefore provide for the free growth of the roots by deep digging or trenching. Ground which has been deeply dug, and broken up quite fine retains moisture much longer than lumpy soil that has been surface dug only. During hot, dry weather plants growing in the deeply dug soil have a great advantage, for the hard soil is more or less impervious to moisture in the form of rain or applications of water. Soil (continued on page 152)



"Cut and come again" is sound practice with Sweet-peas. The plant stops growing as soon as it forms seed, so gather the flowers freely for use

Put in the supports when the plants are three inches high. Brush, wire, string, or as in this case light canes, may be used for the vines to climb upon



Totty's DELPHINIUMS

DELPHINIUMS are our Hobby! We search the world for the choicest and then improve! As the result we now are able to offer firmly fixed types and specific varieties as described herewith. With these in your garden you can truly claim to own the aristocracy of the tribe.

Here they are:

Clarice. Large double soft pink flowers forming a compact spike.

Countess Cowley. One of the finest. Outer petals sky blue with inner petals of mauve. The eye is black.

Dusky Monarch. Deep purple with dark bee center. 4 to 5 feet high.

King of Delphiniums. Under favorable conditions 5 to 6 ft. high. Rich gentian blue with white centers.

Le Danube. Lovely pale blue with delicate pink-lilac centers.

Lovely. Outer petals porcelain blue; mauve-pink inner petals and clear white eye. Truly "Lovely."

Mrs. A. J. Watson. Double, soft blue inside petals with rosy mauve tips and striped black center.

Queen Mary. Lovely Belladonna blue, single, with pure white center.

R. E. Pilkington. Semi-double, deep violet edged with deep blue; brown eye. Striking appearance.

Rev. E. Lascelles. Dark blue spikes of immense size. Double flowers with blue and white centers. 4 to 6 feet high.

Smoke of War. Semi-double flower of unique reddish purple with black eye.

Wedgwood. Crested white center against lavender-blue petals.

Uniform price for strong clumps of above named sorts \$3.00 each, \$30.00 per dozen

For those who are not so particular as to require *named* varieties, but who nevertheless want something extra choice, we have set aside plants of the same general type as our named varieties in the following colors:—

Light Blue Dark Blue Mauve Shadings

Many doubles, with contracting "Bees" are included. These we offer as follows:
Strong clumps, \$1.00 each; \$10.00 per dozen.

Delphinium enthusiasts satisfied with the "run of the field" plants can secure good clumps at 50c each; \$5.00 per dozen.

These include all colors, various forms and shades and may be used to good advantage for massive color effects.

Send for our Special Circular No. 3, containing a list of Rock Plants, Hardy Chrysanthemums, and Roses

CHAS. H. TOTTY COMPANY

*Headquarters for Flowers, for Garden and Home
Madison, New Jersey*

Better Flowers for Discriminating Buyers at 4 East 53rd Street, New York City




Duckham still leads with Superb Delphiniums

"Prized and Praised Everywhere"

This wonderful strain, known as the "Duckham Strain," is acknowledged by the greatest judges to be the finest in the country.

The proof of this belief has been "brought home" to me in the large orders placed by many leading Estate Owners and Nurserymen from coast to coast. These critical judges openly expressed their admiration and amazement at the wonderful size and exceptional beauty in color and formation of my blooms—buying them unstintedly by the hundred and thousand plants.

Although the demand for these Hybrids has been exceptionally heavy in recent years, I have always managed to keep my stock of field-grown clumps equal to the season's sales, and have now a splendid lot to send out this Spring.



Perfection of "form" such as the above is rarely seen in present day gardens

Duckham's Delphiniums

have blazed the trail in creating a well deserved popularity for these gorgeous flowers, and I have them again in improved forms and colors, for those who want the finest for their gardens this year.

They have replaced thousands of plants in great American gardens, types that automatically became obsolete when compared with mine.

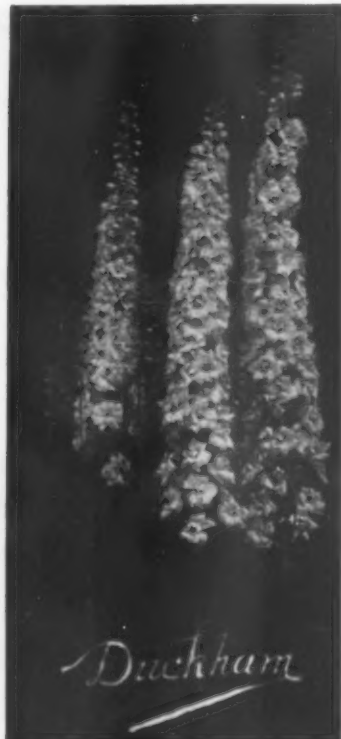
MIXED HYBRIDS

Price, each \$1.00; dozen \$11.00; 100 \$85.00

SPECIALLY PICKED TYPES and COLORS

Each \$2.00, \$3.00, \$4.00, \$5.00 and \$7.50

My new catalogue of Hardy Plants and Roses is ready for those who request a copy.



A typical plant of my selected strain of the "Wrexham Type." Note the sturdy growths and rigid tapering spikes

WILLIAM C. DUCKHAM

Rose and Hardy Plant Specialist

MADISON (Box G) NEW JERSEY

If You Would Have ROSES You Need

Melrosine

YES, you need Melrosine if you want any kind of flowers in their unblemished beauty. Those rapacious Rose Bugs will attack Peonies, Pinks and Poppies, in short, any of the delicate, tender-petaled flowers that grace the early Summer's garden. Even fruits are not immune. Melrosine absolutely kills these vicious Rose Bugs and other harmful hardshell insects. But it does more! It is recognized as the

Greatest Garden Cleansing Agent Extant

It checks blights and other fungous diseases that spread by spores. By keeping plants healthy it maintains the garden at a high degree of productiveness. It kills Aphis, that most nefarious enemy of all plant life—in a word, it does all that a really complete, allround insecticide and fungicide should do. And it does it so thoroughly that it is the acknowledged choice of the country's most exacting garden enthusiasts.

For sale at the foremost horticultural supply stores. If yours does not offer it, we'll supply direct. Descriptive leaflet on request.



GARDEN CHEMICAL COMPANY
Park Avenue & 146th Street New York, N. Y.

ASPARAGUS

BIG BUSTER SIZE ROOTS OF PEDIGREED

Mary Washington Asparagus

Of the many varieties of Asparagus, the Washington is considered the finest, and no strain of the Washington near as good as the "Mary"—the best high producing tender, green asparagus for market and home use.

Plant an asparagus bed this Spring

Three years ago we planted this pedigreed seed, on some of the richest land in Glenwood Nursery—and now after careful cultivation and care we offer you these plants, for a quick cutting bed.

You can do it at little cost. Note these prices.

"BIG BUSTER SIZE"

Extra Selected Roots—3 Years Old

100 plants \$ 7.00
500 plants 30.00
1000 plants 55.00

Order now, read this guarantee

It upon receipt of shipment you find that these plants are not the largest and finest 3-year-old asparagus roots you have ever seen, send them back and we will return your money without question or controversy.

WRITE FOR FREE CATALOG

describing in detail many varieties of fruit trees, berries, shrubs, evergreens, perennials and everything for the small garden or the largest estate. Address Department "AH".



GLEN BROTHERS

Glenwood Nurseries

1762-72 Main St., Rochester, N. Y.

Sure death to pests!

Our free book tells how to defeat garden pests and disease

Good news to your seedlings and sprouting plants! Now you can easily keep them healthy . . . can grow better flowers and vegetables, shrubs, fruit and shade trees.

This new, free book, "How to Spray the Home Garden and Orchard," teaches you how. It contains enlarged photographs of the common insects and diseased growth with thirty pages of instructions . . . makes it easy to recognize these pests . . . and easy to stamp them out.

S-W "Home" Sprays include S-W Pestroy, S-W Arsenate of Lead, S-W Dry Lime Sulfur, and S-W Spra-Mulsion. Mix with water and apply with a simple hand spray.

Send for our free book today. Use the coupon below.

THE SHERWIN-WILLIAMS CO.

Cleveland, Ohio



CARTOON BY HARRISON CADY
Reproduced by Courtesy of "Life"

SHERWIN-WILLIAMS

SPRAY MATERIALS

The Sherwin-Williams Co.
Dept. 700, 601 Canal Road, N. W.
Cleveland, Ohio
Please send me a copy of "How to Spray the Home Garden and Orchard."

Name _____
Street _____
City _____ State _____



The Ferns of New England

So common to those of us who live with them and so wonderful to those who behold them for the first time: Giant Ostrich Plumes by the river; Osmundas with their artistic fiddleheads; Maidenhair, seemingly fragile, but extremely hardy; Royal, lord of the swamps and meadows; Hayscented Fern wafting its fragrance through the autumn air; tiny Spleenworts and Polypodys clinging to rocks where such a feat seems impossible. These are a few of New England's ferns.

Ostrich Fern: *Pteris nodulosa*. In full sun or partial shade, this native of the northern river banks and hollows may reach a height of six feet. Its size does not make it less graceful.

Maidenhair: *Adiantum pedatum*. In pockets of leafmold among the rocks, the Maidenhair Fern is most at home. It prefers shade.

Royal Fern: *Osmunda regalis*. Tall branching fronds of vigorous habit. Best in moist ground with partial shade, but grows almost anywhere.

Cinnamon Fern: *Osmunda cinnamomea*. Rich open land or the woodland border is agreeable to this fern which grows four feet tall with wide spreading fronds.

Polypody: *Polypodium vulgare*. A miniature evergreen rock fern growing only 6 inches high. Needs shade.

Hayscented Fern: *Dennstedtia punctiobula*. Fragrant, graceful fronds a foot tall grows in mats in sun or partial shade.

Special Offer: In spite of their loveliness and seeming fragility, most ferns are easily grown and we will send you a dozen each of the above six varieties, (72 ferns in all) for only \$10.00, or six of each variety for \$5.50.

Should you wish any of the above varieties separately the price is 25c each; three for 60c; \$2.00 per 12; \$15.00 per 100.

Please send for our 1929 catalog. It lists a fine assortment of native trees, shrubs, ferns and plants and also plants with foreign accents such as Jap Anemones, Daphnes, French Lilacs, Hawthornes and Lilies, and evergreens, fruit trees, berry plants and asparagus, too.

George D. Aiken, Box V, Putney, Vermont

"Grown In Vermont, It's Hardy"



Growing plants for good Dahlia bloom

Continued from page 134

plant allowing three sets of leaves to remain. This will give you six laterals to grow and three times as many flowers as though the central bud had been allowed to bloom. As soon as the center flower bud on these laterals has become the size of a pea, remove the two companion buds and take out the little shoots on the stem at the base of the leaves, allowing the pair nearest the main stalk to remain. This will permit you to cut flower with a long stem, have larger bloom and two more flowers to develop on the shoots that have been permitted to remain. This method of pinching back will give you from eight to twelve exhibition flowers to a plant, and will keep the plant more compact so that it is not so easily blown over.

Do not strip leaves and branches from the bottom of plant. These laterals give the late fall bloom and the leaves keep the ground shaded and help to conserve the moisture.

When Dahlias are in bud they require plenty of water. The easy way to furnish this is to take nozzle off hose, letting the water run until the plot has been thoroughly soaked. If drainage has been properly taken care of this will insure a good drink for the roots without "wet feet." Do this twice a week but omit the last watering just before an exhibition date, as too much water will weaken the stems.

It will be found beneficial to spray for thrips with a nicotine soap solution as soon as leaves are formed, forcing this spray into the tip bud. Do this again one week later. After the plants are a foot high, spray once a week with one of the new pyrethrum sprays or dust with a nicotine dust like axfiox; making sure that these latter sprays are applied to the underside of the leaves to reduce the injury from leaf-hoppers and other sucking insects.

Growing the grateful Gladiolus

Continued from page 124

have been properly cut from the bulbs at harvesting time there will be nothing to interfere with the growth and the bulb will be ready for planting without any further preparation. Place the bulbs with the exposed base or root surface down, and press gently into the loose soil so that the top of the bulb will be about four inches below the surface when the furrow is filled. If you have loose soil and you do not care to furnish supports to the extra large spikes, it may be better to plant the bulbs five or even six inches deep. Under certain conditions this may be advisable in order to keep them from drying out in time of drought; but if other conditions are favorable you will get better results if they are planted four inches deep.

You will get the best growth and best flowers from strong, vigorous, young bulbs that have just been grown from bulblets to maturity, and are free from disease.

Plant your mixtures and common varieties, which you will use chiefly for cut flowers, in the vegetable garden or in some place separate from any exhibition stock.

CULTIVATION

Cultivation should begin soon after the planting using a garden rake or wheel cultivator to break the crust and kill any little weeds that may be starting, and cultivate as often as necessary to keep down all weeds and after rains to keep the soil loose. When the plants are up about three or four inches high an application of three pounds of sheep manure fertilizer to 100 ft. of row may be applied broadcast over the surface covering about ten inches on each side of the row and then cultivating this into the soil with a cultivator or rake. At about this time it may be a wise precaution to begin spraying the plants once

each week with bordeaux to prevent disease.

In about ten days you may give them another application using a complete potato fertilizer and applying about the same amount and in the same manner as the sheep manure was applied. In about two or three weeks (or at about the time when the flower spikes begin to form) give yet another application of fertilizer using a brand that is rich in potash and which also has some superphosphate in it. This final application should be cultivated into the top soil. If then well watered and a mulch of some sort given to hold the mixture, no further attention will be necessary. Tobacco stems make a splendid mulch and also have some virtue as an insecticide and will help to keep away some of the insects which are sometimes inclined to give us trouble.

In order to have the blooms at their best at any particular date plant different sized bulbs of each variety at the same time. Varieties will differ in different seasons and in different localities. The only way you can learn to time flowers for any given date will be to keep trying and learning by your own experience.

I would not have the readers think that it is necessary to use so much fertilizer or give so much attention to grow really good Gladiolus. It is not, and I do not advise so much fertilizer for ordinary culture; or if you wish to keep up your stock of bulbs for a number of years. You will find that bulbs that have been forced in this manner will not likely give as good results the following season as those which have been given just ordinarily good care.

To prolong the life of the bulbs use only a moderate amount of a complete fertilizer containing a good percentage of potash. Do not cut the flower spike (continued on page 144)



At right: Coldwell "Twin Thirty" Motor Lawn Mower and Roller. Mows and rolls simultaneously 4 to 6 acres a day on one gallon of gasoline.

Motor lawn mowers which perpetuate Coldwell's 60-year-old reputation for leadership

THE obligation of leadership is to lead. And the new Coldwell Motor Lawn Mowers and Rollers are the outstanding triumph of Coldwell's long sustained leadership. Built to meet the present day demand for economical operation, repair-free service, and superlative mechanical performance. So ruggedly constructed that their stamina and long life are assured. Advanced engineering features establish new and higher standards of work and service. And absolutely dependable!

A wide selection of styles and sizes in Coldwell Lawn Mowers are now on display at your dealers. There's a model to suit every taste, every lawn, every purse. Prices assure the highest possible value. Demonstration on your own grounds will prove their superiority. Compare the work! Literature descriptive of the full Coldwell Line will be sent on request.

HAND
HORSE

SINCE 1867
COLDWELL
DEPENDABLE LAWN MOWERS

GASOLINE
ELECTRIC

COLDWELL LAWN MOWER COMPANY, NEWBURGH, N. Y., U. S. A.



To Close Out Surplus Stock of Choice Hardy IRIS—

MY necessity is your good fortune.

My space is limited and I must therefore move certain stocks in order to make room for the propagation of new varieties. This is an unusual opportunity to secure choice hardy garden irises at a fraction of their real value. Every variety offered is a prolific bloomer, as hardy as grass and exceedingly handsome. Some of them are also quite fragrant.

ROSE UNIQUE: A handsome, early, fragrant, bright rose colored Iris.
WALHALLA: Another very early variety. Fine flowers of light lavender-blue and rich velvety violet-purple. A magnificent early landscape variety.
GERTRUDE: An early purple that makes a great mass planting.
CAPRICE: An early bright cerise with a rich grape juice fragrance.
LORELEY: Very handsome, opens out flat like a Japanese Iris. Standards lemon yellow, splashed purple; falls purple with yellow edging. Beautifully marked throat.
MRS. H. DARWIN: Waxy white with a violet netting at the throat.
BLUE JAY: If you know the color of the feathered beauty of the same name you know the color of "Blue Jay." An unusual rich deep blue.
DR. BERNICE: An exquisitely handsome coppery rose blend. A very fine Iris.
MAUVINE: A tall uniform rich mauve color. Very attractive.
MITHRAS: Canary yellow standards with violet carmine falls, edged yellow.
E. L. CRANDALL: A "plicata" or "pleated" type. A pure white Iris with a heavy border of deep blue. Handsome and free flowering.
CELESTE: Soft, clear, uniform Azure blue. Very handsome in mass.
MONSIGNOR: A rich silky violet and deep crimson-purple. A fine dark Iris.
MARY GARDEN: An unusual coloring. Soft yellow, minutely dotted and veined maroon.
LEWIS TROWBRIDGE: A fine large brilliant flower of bright violet-rose.
MRS. COWLEY: Russet, or coppery-buff standards and Carmine falls. Handsome.
AMAS: A very large flowered light blue bi-color from Asia Minor, and the parent of many of our fine large flowered varieties of recent introduction.
INNOCENZA: Clear white, with a showy golden beard. Cornell Test Gardens class this as one of the ten best.
PAULINE: Very fragrant. Rich silky pansy violet. Quite striking.
QUEEN OF MAY: A popular soft pink toned variety.

100 Fine Strong Plants, 5 Each of the Above 20 Choice Varieties \$12.

This collection would cost \$50. at my regular catalogue prices.

If you can't use 100 plants, get your neighbor to join with you.

Six of any One Variety for \$1.


RAINBOW COLLECTION

This collection will contain some of the finest Bearded Iris in my entire garden. For those who want a garden full of fine flowers in all the colors of the rainbow, but do not care to go to the extra care of keeping them separate, this is a real opportunity and a great bargain. The labor saved in putting up this **Rainbow Collection** without labels, enables me to furnish the utmost in value at the minimum cost.

100 Choice Bearded Iris, Without Labels, for \$7.50

THE AMERICAN HOME "PRIZE WINNER LIST"

Ambassadeur, Afterglow, Crusader, Lord of June, Damozel, Dora Longdon, Dream, Edouard Michel, Seminole, Opera, Lent A. Williamson, Mme. Chobaut, Mother of Pearl, Souv. de Mme. Gaudichau, Susan Bliss, Shekinah, White Knight, Zouave. **One each of these Prizewinners for \$10. 3 each for \$25.**



JAPANESE IRIS

I have a wonderful collection of these gorgeous beauties, some of which are as large as a dinner plate. There are singles, doubles, selfs, striped and mottled effects in a wonderful array of brilliant colorings. **For Spring shipment I will furnish 25 assorted plants, without labels, for \$6.**

SIBERIAN IRIS SEEDLINGS

If you wish a garden full of fine Siberian Iris at a nominal cost, this is your chance. They are fine for cutting, rugged and hardy, easy to grow in full sun or semi shade, in any soil or climate. These are mixed seedlings, raised from the seed of such famous varieties as **Dragonfly, Emperor, Kingfisher, Perry's Blue, Snow Queen, Blue King** and twenty other choice varieties. These are seedlings of varieties that sell at 50c. to \$5. per plant. As I have more than I can find room for, this is your advantage.

100 Siberian Seedlings in Assorted Colors, without Labels, for \$6.00

ROBERT WAYMAN

BAYSIDE (Box A)

LONG ISLAND, N. Y.



Bulbs pushed on to give perfection of bloom one year are not likely to have equally large flowers next season

Growing the grateful Gladiolus

Continued from page 140

too close, but leave all the foliage possible to mature your bulb; never less than four good leaves. Dig your bulbs reasonably early. If they have been planted by May 1st, they should be dug by the 1st of October. Later plantings should all be dug before freezing weather.

Bulbs that are properly cared for will grow and reproduce themselves for a number of years, but if they are forced each year and then placed in storage without proper curing, they soon lose their vitality.

Possibly it is fortunate for the professional growers that all who grow a few Gladiolus in their home plots do not have the facilities for taking care of their bulbs properly, or the market might soon become overstocked.

But the best possible way to grow Gladiolus is to start with the preparation of the soil in the fall previous to

the spring planting. Starting with a reasonably good piece of soil, that is, well drained, give it a top dressing of manure, late in the fall, from the cow stables, if possible; add to this superphosphate at the rate of 2½ lbs. per 100 sq. ft. of surface to be covered. If it is impossible to get the stable manure you may use 4 lbs. of superphosphate per 100 sq. ft. Spade this into the soil and then sow the bed to rye about the middle of September to early October; this will grow and give the soil protection during the winter months and give you a fairly good growth to turn under the following spring. If your soil is inclined to be too acid, broadcast about 4 lbs. of ground limestone to 100 sq. ft. to be covered and turn this under with the rye early in the spring. Plow or spade to a depth of 8 to 10 inches and pulverize well.

Fence making for the amateur carpenter

Continued from page 22

stood for over two hundred and fifty years.

Because this woodwork is so exposed to all kinds of weather, the fence will last twice as long if all the pickets, palings, crossbars, etc., are painted before being nailed together. Two coats of any paint with a white-lead and linseed oil base should be used. The reason for this is that two pieces of wood nailed together without paint, tar or some moisture-resisting coating between them will rot very rapidly. The posts set in the ground should also be carefully treated with creosote or tar to the ground level.

In addition to the ordinary type of fencing it is sometimes desirable to

use a fence as a screen to hide a garage, or some unsightly spot. In order to do this, the fence posts used in this screen should be approximately 8 feet high and could be set to give a pergola effect. To achieve this set the posts in pairs with two feet between them and at a distance of six feet from the next pair. Cross rails are then nailed to these posts, the rails projecting beyond the posts in lattice effect. These rails may be made of shingle laths one by two inches. In the spaces thus made, any form of lattice work may be used to fill in. The artistic ability of the amateur fence builder will find ample scope in designing this screen to harmonize with the other fencing.

WHY BUGS LEAVE HOME



Trade Mark

Registered

WILSON'S O. K. PLANT SPRAY

WHEN your plants, flowers or shrubs become troubled by bugs . . . spray them frequently with Wilson's O. K. Plant Spray, the recognized standard insecticide that kills all the common flower and garden insects. Wilson's O. K. Plant Spray is highly effective yet clean, non-poisonous and easy to apply. Order a supply to-day!

Recommended by the Officers of The Garden Club of America.

1 quart \$1.00 1 gallon \$3.00 5 gallons \$12.00 10 gallons \$20.00

Wilson's WEED KILLER is the answer to those obnoxious weeds, poison ivy, etc. . . . simply dilute with water and sprinkle . . . 1 gallon \$2.00, 5 gallons \$8.00. And then there is Wilson's RHODY-LIFE, a wonderful soil stimulant (not a fertilizer) for making the soil acid or ideal for growing Rhododendrons, Azaleas, Laurels, Pines, Spruce, Blueberries, and other acid-loving plants. Wilson's RHODY-LIFE may be applied at any time of the year . . . 100 pounds \$5.00, 1000 pounds \$45.00, 2000 pounds \$85.00.

"Insects and Their Control" is the title of a new book by Andrew Wilson illustrating the various insects and scale that attack plants and trees, with directions for their control. Price \$2.50 postpaid.

Andrew Wilson
Dept. A

SPRINGFIELD

NEW JERSEY

Maytime Freshness
for Growing Things
All Summer Long!



COLORFUL gardens with their growing things of beauty are kept fresh and healthy all summer with the improved Double Rotary Sprinkler. Life-giving moisture is spread over lawns, shrubs, and flowers in Nature's way—"like a gentle shower."

A Gentle Shower Any Time. The revolving wheel of the Double Rotary breaks up the rushing water into rain drops—that fall like a gentle shower. Any day—any time—you can treat your growing things to a refreshing spring shower with the Double Rotary Sprinkler.

Sprinkles 5000 Sq. Feet. The double rotary action of this sturdy sprinkler allows it to sprinkle in a circular area up to 80 feet in diameter. With thumb and forefinger, it's easy to move this adjustable nozzle and sprinkle any size circle down to 15 feet in diameter. Sprinkles small patches as well as large lawns. Easily moved on its sturdy skid base.

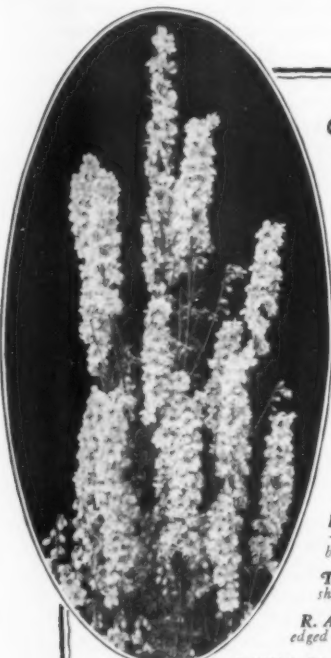
Home owners, landscape and golf engineers, and gardeners recommend the Double Rotary for its convenience and efficiency. It has been proved a labor-saver because it operates automatically and requires little attention. It is long-lasting—durably built of standardized, interchangeable parts, all working in a bath of oil.

Try 10 Days. If not thoroughly satisfactory, send it back at our expense. Your money will be cheerfully refunded. Price \$12.50, postpaid anywhere in United States. Order from this advertisement or write for descriptive literature.

[Dealers: Write for Special Proposition]

THE DOUBLE ROTARY SPRINKLER COMPANY
201 Coca Cola Building Kansas City, Mo.

DOUBLE ROTARY
REG. U.S. PAT. OFF.
SPRINKLER
Next Best to Rain



New Pleasures
FOR YOUR GARDEN
THIS YEAR

Many New and Rare Flowers and
Many Improved Forms of
Old Time Favorites

LARKSPUR Improved Exquisite (see illustration)
A more erect and compact branching type of a delightful rose-pink. Pkt. 30c; 3 Pkts. 80c.

La France. A lovely new salmon-pink. Pkt., 50c; 3 Pkts., \$1.35.

HOLLYHOCK DELPHINIUM, Countess Crowley
—Magnificent spikes of semi-double flowers in light blue and mauve. Pkt., 75c.

The Shah—A charming deep rosy lavender or orchid shade, massive and very double. Pkt., \$1.00.

R. A. Pilkington. An immense, distinct, rich violet, edged dark blue. Pkt., 75c.

LAYIA, Elegans—A beautiful little annual from California with masses of dainty daisy-like flowers; pure yellow, with a small band of cream-white around the center edges. Pkt., 15c; 3 Pkts., 35c.

Many other charming novelties will be found in
Rock's 1929 Garden Book, sent free upon request

Rock's SEEDS

1108 GRAND AVE.

KANSAS CITY, MO.

Do You know this Secret?



Green Peas From June to August!

Instead of planting at 2 or 3 weeks' intervals—plant these six varieties ALL AT ONCE just as soon as the frost is out of the ground and get big, mouth-watering crops of luscious, juicy peas in a steady succession from June to late August!

Late planted peas are almost always a failure because mid-summer heat and lack of moisture invite rapid leaf growth without providing an adequate root-system to maintain it. Avoid this difficulty by planting ALL YOUR PEAS EARLY.

Schling's "Long Season" Pea Collection

Sure To Give You Peas All Season If Planted Early

- | | |
|---|--|
| Schling's Pedigree Extra-Early—Height, 2½ feet. The earliest Pea grown. | Dwarf Champion—Height, 2½ feet. An enormous cropper. |
| Gradus, or Prosperity—Height, 3 feet. Pods as large as Telephone. Peas of delicious flavor. | Improved Telephone—Height, 5 feet. Enormous pods, well filled with Peas of the finest quality. |
| Sutton's Excelsior—Height, 1½ feet. Pods fully as large as Gradus. Very sweet. | Heroine—Height, 4 feet. Follows Telephone, and is the latest to mature of all garden Peas. |
| ½ lb. each of all 6 varieties, 3 lbs. in all | \$1.75 |
| 1 lb. each of all 6 varieties, 6 lbs. in all | 2.75 |
| 2 lbs. each of all 6 varieties, 12 lbs. in all | 5.00 |
- (Free delivery within 300 miles of New York; beyond, add 5 cents per lb. for postage.)

—and here are three remarkable collections for your Flower Garden

Schling's "Exclusive" Collection

10 Exquisite Rarities that will delight the Connoisseur!

A \$6.00 Value for \$5.00

- New Sunshine Asters—Strikingly effective in pink, white, blue and lavender, with a cushion center of tiny quills in a contrasting color. The collection of 4 colors Pkt. 25c
- Wonderful Blue Lace Flower, Schling's Original Queen Anne's Blue Lace—Dainty, lace-like flower heads of exquisite light blue shade, on long stem Pkt. 50c
- Mignon Bedding Dahlias—Sturdy bushes, not over 2 ft. tall, covered with lovely single dahlia blooms held erect above the foliage on slender stems. Blooms in less than 3 months from seed and continuously until frost Pkt. 50c
- Meconopsis Balleyi—Beautiful blue hardy poppy from Thibet on 2 to 3 feet stems bearing freely large four-petaled blooms of a glorious sky-blue color Pkt. 75c
- Giant Scabiosa, Peach Blossom—Lovely shade with numerous rows of broad guard petals and a cushion of finely laced center petals. Pkt. 50c
- Phacelia Tanacetifolia—Lovely flower heads resembling the Heliotrope of heavenly blue color carried on one-foot stem Pkt. 50c
- Gypsophila Elegans, Crimson Gem—Bright rosy crimson Baby's Breath of fairy-like growth. Especially attractive in combination with other flowers Pkt. 50c
- Annual Oriental Poppies—Huge red poppies with black spots, like those of the perennial varieties, on 1½ ft. stems Pkt. 25c
- Candelabra Salpiglossis—A sensational new type, tall as Hollyhocks with large clusters of beautifully marked, Petunia-like flowers Pkt. 25c
- Snapeadragon Indian Summer—A marvelous color, rich velvety copper red—rivals the gladioli in height and vigor Pkt. \$1.00



Italian Broccoli

Schling's "Get Acquainted" Collection

A \$3.25 Value for \$1.00
A Wonderful Offer of Schling Specialties

- Schling's American Beauty Aster—Gigantic flowers, 7 inches across, 3 ft. stems, same color as American Beauty Rose Pkt. 35c
- Schling's New Orange Glory Calendula—Golden orange perfect form. Very double Pkt. 25c
- Schling's New Annual Double Fringed Hybrid Chrysanthemum—In a charming color range, very attractive in both garden and vase. Pkt. 15c
- Schling's Semi-double Created Cosmos—Of giant size with double rosette-like center Pkt. 25c
- Schling's New Hybrid California Poppies—Lovely new shades of pink, scarlet, chrome, copper red, claret, purple, etc Pkt. 25c
- Schling's New Giant Hyacinth Flowered Larkspur—Excels all others in length of stems, size of flower spikes and general vigor Pkt. 35c
- Schling's New French Marigolds—Glorious—Rich velvety brown, blotched on brilliant velvety scarlet. A gem Pkt. 75c
- Schling's New Erysimum, Orange Beauty—Pale Orange-yellow, wallflower-like spikes. Delightfully fragrant Pkt. 25c
- Schling's New Giant Early Flowering Pansy, World Record—Flowers of immense size on long stems. In bloom from March to December Pkt. 25c
- Schling's New Marvelous Dahlia-Flowering Zinnia—True Aristocrats. Flowers 6 to 7 inches, like huge dahlias Pkt. 40c



Glorious Gladioli! In Choicest Mixture 100 for \$4.00

Choicest Mixture—including all the latest and most beautiful varieties such as the lovely Primulinus or Orchid Gladioli, running a gamut of subtle pastel shades from ivory yellow to an iridescent bronze such as marked the finest nasturtium collections. Start planting April 25th and every 3 weeks thereafter to July 15th and enjoy a long processional of beautiful bloom.

A \$7.00 Value for Only \$4.00 or 50 bulbs for \$2.25

Toothsome Delights for the Epicure!

3 Vegetable Novelties

- The Delicious Italian Sprouting Broccoli—A new vegetable for American gardens. Has the combined flavor of Asparagus and Cauliflower Pkt. 50c
 - French Haricot Vert—Stringless bush bean. So tender and delicious! So rich green in color! A Parisian favorite Pkt. \$1.59
 - Zucchini—That delightful Italian Cucumber Squash. Well known to tourists as one of the chief gastronomic delights of north Italy. Pkt. 25c
- ALL THREE FOR \$2.00

N. B.—Order any variety separately at the packet prices listed above. "Book for Garden Lovers"—25c the copy; free with first order.

Madison Ave. at 58th St. **Schling's Seeds** New York City
MAX SCHLING SEEDSMEN, Inc.



Be sure to plant the Early-flowering type for early bloom or where the summer is short—it blooms three weeks earlier

Sweet-peas for fragrance and color

Continued from page 136

that is not well prepared and made fine, parts very readily with its moisture. The result is that the fine, small, fibrous roots of the plant, which are its chief "feeders," die, and the life of the plant is shortened. In soil that has been broken up to the depth of at least two feet, rain or applied water finds an easy passage, thus reaching and benefiting those fibrous roots which, though so small, are of the greatest importance in keeping the plant growing steadily.

The work of digging or trenching, also manuring is best done in the fall, when by leaving the surface rough and loose it dries off quickly in the spring and so facilitates early planting. Seed must be started early so that the plants can make an extended and deep root growth while the weather is still cool. Given strong and deep root growth the plants are better able to withstand the heat of summer. Therefore if your ground was not prepared last fall, no time should now be lost in spring in digging it deeply, breaking up the subsoil, and working in a liberal quantity of old ripened manure, keeping the latter well toward the bottom of the trench. In place of manure, leaf mould (well rotted leaves) may be substituted. In filling up the trench work in fine bone meal at the rate of four to six ounces per yard of trench, mixing it throughout the soil. If wood ashes is available a liberal sprinkling should be added at the same time to supply the potash which adds so much to the health of the plant and gives color to the flowers.

The digging or trenching being finished, top dress the surface with hydrated lime. Apply it so that the soil surface is covered in such a way as to suggest a light covering of snow. Then rake it into the soil.

To ensure quick germination and to avoid any danger of the seed rotting in the soil, it is advisable to soak them in warm water until they are swollen and show signs of sprouting. This may take from twelve to twenty-four hours.


With the hoe take out a six-inch wide level furrow, two to three inches deep, and in it sow the seed in zigzag manner in a double row, three to four inches apart, covering the seed with fine soil, level with the surface.

If mice are troublesome roll the seed in red lead while they are wet, then sow. Where snails are apt to put in an appearance as the seedlings push through the soil, spread a thin layer of sifted coal ashes around them, or dust with lime.

When the plants are three inches high draw up soil about them and so encourage sturdy upright growth; and at this time place the supports that there may be no check to the further development of the vines. The height of the supports or trellis will vary according to local conditions. In our middle Atlantic States we expect a vine growth of about five feet, but in the cooler Northern States the plants will attain a height of from eight to ten feet. Twiggy brush is the old fashioned and still the best method of staking the plants when they are grown naturally. Poultry netting attached to stakes is also often used; or you may have to depend upon twine run horizontally in lines six inches apart and fastened to stakes inserted five feet apart on either side of the row. Whatever method is used it is most important that the young plants be given something to which the tendrils can attach themselves quite early in their growth as they are liable to receive a check if not kept in an upright position. Twelve-inch long prunings from hedge or trees can be utilized for this purpose and this will keep the young plants going until they are tall and strong enough to take hold of the permanent supports.

Hoe regularly once a week. As the weather becomes hot and dry a mulch of manure, peat moss, or even lawn clippings should be given, extending the mulch at least twelve inches on either side of the row. During a protracted period of drought give a good soaking (continued on page 136)

ROSE TREE



ONE TREE \$1.00
3 for \$2.50 PREPAID

The ROSE TREE OF CHINA (*Prunus Triloba*) is the most beautiful and showy of all small trees. It begins to bloom before the leaves appear in the spring, being literally covered with very double rose-like pink flowers. As an ornament from early spring until late fall it has few equals. This symmetrically formed, graceful little tree grows usually to a height of but 8 feet, and is attractive as a specimen or when planted in groups or shrub border. It is hardy and easily grown, and no lawn is so small that room can not be found for at least one of these wonderful trees. Many who have seen it declare it to be the most beautiful tree they have ever seen. The rose-like blossoms make fine cut flowers.

Choice trees for \$1.00 each; 3 for \$2.50, by parcel post, postpaid.
SPECIAL For 50c extra we will include three small **TULIP TREES**—fine ornamental shade trees with tulip-like flowers. Our stock of trees will not last long at these low prices. Order now, and state when you want trees shipped. **CATALOG FREE. BURGESS SEED & PLANT CO., 418 T. R., GALESBURG, MICH.**

Special Offer

Prize Winning Glads

Rush your order at once to avoid disappointment.

Mrs. Leon Douglass .20	Purple Glory15
Mr. W. H. Phipps .25	Mrs. F. C. Peters .15
Catherine Coleman .35	Ethelyn29
Longfellow30	Peach Rose15
Giant Nymph10	Crimson Glow . . .10
Sweet Rose40	Rose Mist35

Bulbs largest size—1 each for \$2.50
12 of a kind for ten times single price

See our ad. in March number The American Home and send for our free catalog describing our three hundred of the world's most famous varieties.

Elmwood Terrace Gardens
Bennington Vermont

The Best General Book for the Home Gardener

GARDEN MAKING AND KEEPING

By HUGH FINDLAY

\$5.00 at all bookstores

DOUBLEDAY, DORAN & CO., Inc.

6 Monthly Blooming ROSES 50c

All Will Bloom This Summer!

Radiance, pink; Crusader, crimson; Gorgeous, salmon; Angelus, white; Eldorado, yellow; Betty, var.

BARGAINS IN PLANTS
12 Pansies 39c 6 Salvias 44c
3 Ferns 34c 3 Dahlias 36c
6 Ruffled Petunias 48c
4 Chrysanthemums 32c
6 Hardy Perennials 49c
3 Fine Geraniums 28c
6 Coleus, all diff. 44c
12 Gladiolus, mixed 39c

Free—One Rose free with every \$1 purchase
Safe arrival guaranteed. Catalogue Free.

THE MCGREGOR BROS.
BOX 109 SPRINGFIELD, OHIO



JANE COWL

The Ideal Dahlia—Originated by Downs

In nearly every 1928 Show Jane Cowl was the outstanding Dahlia—at New York, Red Bank, Baltimore, Newark and scores of others. Received a Special Award at the Netherlands National Dahlia Show. It led all 1928 introductions by a wide margin. No other Dahlia—possibly excepting Jersey's Beauty—ever won so many prizes in a single season. And best of all it is the ideal Garden Dahlia—tall, luxuriant bushes laden with big blooms. It is the Dahlia without a fault. The rich, warm buff and old gold, blending to a salmon center, with tints of salmon bronze and burnished gold throughout the deep flowers, give this giant Dahlia the qualities which recommend it against any Dahlia offered today.

Tubers \$10.00 Plants \$5.00
Send for our 1929 List

It lists many of the world's best Dahlias, including some of the outstanding novelties for 1929. We grow our Dahlias in one of the best locations in America for the production of clean, healthy, even growth. Ask those who have seen our farms.

DOWN'S DAHLIA FARMS, INC., Box X, Clayton, N. J.

END the DUST NUISANCE

. . . . Before It Begins!

KEEP this outdoor season dustless. Right now order Solvay Calcium Chloride to apply on gravel walks, driveways, bridle paths, clay tennis courts and any surface from which dust is likely to arise.

Solvay Calcium Chloride prevents formation of dust and keeps surfaces in excellent condition. It is clean, white and odorless. Will not harm clothing, tires, car finishes, or horses' hoofs. Does not track or stain.

Write for booklet No. 12657

SOLVAY SALES CORPORATION

Alkalies and Chemical Products
Manufactured by
The Solvay Process Company
40 Rector Street, New York

SOLVAY CALCIUM CHLORIDE

FLAKE 77% - 80%
The Ideal Dust Layer and Surface Binder



5 GLORIOUS ROSES 50c



RADIANCE	(Pink)
RED RADIANCE	(Red)
DIXIE	(Shell)
SUNBURST	(Yellow)
WHITE OPHELIA	(White)

These Everblooming Roses are those usually chosen as the Five Best for any garden.

We Will Send You One Each of These Winners, in One-Year Pot Plants for Only 50c, Postpaid.

8 PACKETS FRESH Flower Seeds 25c

1 PACKET EACH—

ASTER	PETUNIA
SNAPDRAGON	MARIGOLD
RAGGED ROBIN	COSMOS
DIANTHUS	ZINNIA

Our Flower Seeds are second to none and better than most.

Send for this Special Offer

More Remarkable Bargains

4 HARDY GARDEN PINKS	80.50
4 HARDY PERENNIALS, All Different	.50
4 ASSORTED CANNAS, All Different	.50
3 PEONIES, All Different	1.00
6 HARDY CHRYSANTHEMUMS, 1 Each, 6 Kinds	.50
12 CHOICE GLADIOLUS	.50
4 GERANIUMS, All Different	.50
6 ASSORTED SHRUBS—	
2 BRIDAL WREATH SPIREA	1.00
2 HYDRANGEAS (Hills of Snow)	
1 RED SNOWBERRY	.50
1 SPIREA (Anthony Waterer)	
4 HARDY BEGONIAS	.50
4 HARDY ASTERS	.50
17 GIANT PANSIES	.50
3 FINE JAP. IRIS	1.00

Our Beautiful Catalog and Planting Guide is Free. Send for Your Copy.


Miss Ella V. Baines
The Woman Florist
Box 240 SPRINGFIELD, OHIO

"No library complete without Kipling complete"

ANDORRA

High Grade Stock of Ornamental Trees and Shrubs

Catalogue on Request



ANDORRA NURSERIES, Inc.
CHESTNUT HILL PHILADELPHIA



A Twist of the Wrist Guides it

FOR THE SMALLER LAWN The City Model Moto-Mower

For moderately large or smaller lawns, we recommend the City Model Moto-Mower. It is a worthy junior mate of the older Detroit Model Moto-Mower, at a price well within the reach of many who have not heretofore considered a power lawn mower at all.

For the smaller lawn owner the City Model recommends itself by its lighter weight and narrower cut. For mowing over more confined spaces, along walks, around trees and about flower beds it is admirably adapted.

Having been used several seasons in all localities, the City Model Moto-Mower has proved its reliability, economy and ready maneuverability fully. In its essential features it embodies the same high grade materials, the fine adjustment and superior cutting ability of the larger Moto-Mower.

A hand starting lever which may be folded back when not in use, is a special feature of this mower. A downward stroke of this lever draws a chain against a sprocket wheel. Starting is immediate and easy. The starter is disengaged immediately the engine fires.

As in the larger model, "a twist of the wrist" guides the City Model Moto-Mower. It turns on its own power.

Further interesting facts are to be had in our new catalog, which you may have for the asking—just fill out the coupon below.

The Detroit Model Moto-Mower can now be equipped with a sickle bar for weed clipping at small extra cost. It can be attached by removing one nut from the tie rod.

The Moto-Mower Company

3243 E. Woodbridge St.

DETROIT

MICHIGAN

THE MOTO-MOWER COMPANY
3243 E. Woodbridge St., Detroit, Mich.

Please send the catalogue to:

Name

Address

Sweet-peas for fragrance and color

Continued from page 152

even of water at intervals of four or five days; but unless you are prepared to apply water in sufficient quantity to reach the lower roots it will be better to rely upon frequent stirring of the surface, or the mulch.

After the vines come into flower give weak liquid manure. Dissolve superphosphate of lime, or acid phosphate, at the rate of one ounce to two gallons of water and use once a week; and always follow with an application of clear water. Sulphate of ammonia, half ounce to the gallon may be used in alternate applications. In the cool of the evening during very warm weather an overhead spray of clear water helps a lot. Pick every flower before it fades. This is most important. If the plants are allowed to form seed pods the further production of flowers stops.

The pea louse, or green aphid, is the great enemy of the Sweet-pea, and very difficult to eradicate once it becomes numerous. As soon as any are seen spray thoroughly with kerosene emulsion or any of the advertised insecticides, using it at intervals of three days until the vines are quite clean. Preventive measures might be taken, dusting the vines occasionally with tobacco powder, preferably in

the morning when the leaves are wet with dew.

To get very early flowers sow part of the row with the Early-flowering type which begins to bloom two to three weeks ahead of the Summer-flowering type. But, except in very short summer localities the principal sowing should be devoted to the summer type. In some parts of our extreme northern states and certain sections in Canada where the summer is very short, gardeners have told me that the most satisfactory type to grow is the Early-flowering.

Good dependable varieties of the Summer-flowering type include—King White, Youth, Elegance, Fluffy Ruffles, Magnet, Miss California, Gold Crest, Hawlmark Salmon Pink, Pinkie, Brilliant Rose, Glory, Grenadier, Charming, Crusader, Huntsman, Powerscourt, Blue Bird, and Florida Purple.

Of the Early-flowering varieties, the following are first-class—Snowstorm, Sunlight, Spring Song, Pink Profusion, Mrs. Calvin Coolidge, Chevalier, Glitters, Lavender King, Yarrowa, Canary Bird, Enchantress and Aurora. But there are many others for you to choose from. These are only suggestions.

Peonies are anybody's flowers

Continued from page 122

be easily controlled, however, by a judicious spraying now and then of melrosine or some such other preparation made specially for the control of such insects.

Buy your Peonies from a specialist grower. If your pocketbook will stand the strain get one-year plants, but at any time fight shy of anything smaller than "large divisions." If you would enter a field of real enthusiasm and excitement, sow a few seeds, and you may awake some morning and find in your own garden some of those lovely visions you have dreamed about. Others have done it!


Around the first of November scatter a light strawy mulch over the Peony planting, and over that straw some light boughs to keep the mulch from blowing away. This will keep the ground from alternately freezing and thawing, otherwise your Peonies may be heaved out and need replanting. Peonies do not need protection from cold. When one has time it is better to prepare a compost heap the season before planting the Peonies. This may be made of equal layers of heavy soil, sand, ground peat-moss, well rotted stable manure, together with a generous mixture of lawn clippings and leaves. On each layer about a quarter of an inch of agricultural lime should be sprinkled, and the entire mixture well turned three or

four times during the season so it will get thoroughly mixed and free from lumps.

In choosing what varieties to plant, the price may be the governing factor. So in the following lists are some of the choicest and some of the most popular in their respective classes, either for cut flower or landscape effect.

Among the whites: Avalanche, Baroness Schroeder, Betty Blossom, Festiva Maxima, Kelway's Glorious, Le Cygne. Lighter pinks: Albert Crousse, Lady Alexandra Duff, Jeannot, Mme. Jules Dessert, Milton Hill, Therese. Darker pinks: Claire Dubois, James R. Mann, M. Jules Elie, Kelway's Queen, Rosa Bonheur, Souv. de Louis Bigot, Walter Faxon. Reds: Cherry Hill, Karl Rosenfeld, Longfellow, M. Martin Cahuzac, Philip Rivoire, Richard Carvel.

Single Peonies are much in demand at the present time and the following are worth considering. Whites: Clairette, Le Jour, Perle Blanche, The Bride, Whitley Major. Pinks: Dorothy, Emily, Hesperus, Helen, Princess of Wales, and Venus. Reds: L'Étincelante, Departing Sun, Mrs. Key and Stanley. Then there are among the "Japs" outstanding: Ama-No-Sode, bright rose-pink; Fuyajo, a deep carmine, King of England, carmine-red; White Lady, glistening white.



My customers who "know their Iris"




write me that my roots are THE FINEST BEARDED IRIS ROOTS IN AMERICA AT THE MOST REASONABLE PRICES. My "eye-opener" circular tells the story. If you are interested in planting this noble flower, it's yours for the asking.

HARCOURT M. TAYLOR
Riverside Gardens Yakima, Washington

"GREATER GLADS"

by Joerg



Out of ten new and distinct Gladioli, which are offered for the first time in our new catalog (just published), we are here featuring three beauties, which we feel sure will interest "American Home" readers. We offer these with the same confidence with which we placed the renowned "Joerg's White" on the market 5 years ago.

"DELIGHTED"

One of our most promising introductions for 1929. Flowers are creamy white later turning to pure white, with a most fascinating tint of fawn yellow in the throat, veined crimson, blue anthers. Petals have a tough leathery texture. Flowers all facing one way in a huge sturdy spike. A splendid exhibition variety (illustrated at left). Each \$1.00; doz. \$10.00.

"HYDE PARK SUNSET"

One of the most brilliant Gladioli we have ever seen. It is clear dazzling orange-scarlet, mottled with deep scarlet and orange in the throat. Where bright color is wanted, nothing can equal this for a border or cut flower. Flowers are well placed in a long open spike which makes it a most desirable one for indoor decoration. Each 50c; doz. \$5.00.

"DEAREST" (Ruffled)

A glorious flower of the most delicate tints. The ground color is a flesh pink blending through salmon to a rich pink at the tips, mottled and striped with crimson. The throat is yellowish and striped violet. Petals broad and overlapping, beautifully crimped and crinkled. Flowers large and open, evenly spaced, all facing one way, vigorous growth. A vase of these flowers makes a picture of superb beauty. Each \$1.00; doz. \$10.00.

SPECIAL. One bulb of each \$2.25 of the above, postpaid for

Catalog of Gladioli, Hardy Bulbs and Plants, mailed free upon request (BULB GROWERS SINCE 1880)

GEORGE J. JOERG, Inc.
NEW HYDE PARK (Box G) LONG ISLAND, N. Y.

Rare Gladiolus—Gorgeous Dahlias—Pedigreed Dahlia Seed



Mrs. Carl Salbach Dahlia

Produced by one of California's best known originators and growers of these beautiful flowers.

Our illustrated catalog lists the best standard varieties and many splendid new creations. It also includes cultural directions. Mailed free on request.

CARL SALBACH
Originator and grower
655 Woodmont Avenue Berkeley, California

THERE IS JOY

in the air now that SPRINGTIME is here once more. There will be JOY in YOUR SOUL also as you help to make this grand old world more beautiful.

May we aid you in your effort by furnishing some of our CHOICE PLANTS and TREES.

Our new catalog will tell you all about them.

CHERRY HILL NURSERIES

(T. C. Thurlow's Sons, Inc.)

West Newbury

Massachusetts

A Water Lily Pool for Every Garden



Colorful—Fragrant—Beautiful

Many have the mistaken idea that the beauty and joy of a Water Lily Pool are only for those who have large estates. Some of the prettiest Water Lily Pools are located in small gardens. Beautiful effects are obtained with a simple sunken-tub pool, surrounded by rocks and aquatic plants. Water Lilies are the most beautiful

and fascinating of all flowers, and also the easiest to care for. No hoeing, weeding or watering required.

Our "POPULAR TRIO" Collection for only \$3

A splendid collection with which to start a Water Lily Pool or augment the established pool. Three exquisite hardy Water Lilies, one pink, one yellow, one white. All for \$3

Catalog, illustrated in colors, sent FREE

It shows how you may enjoy a Water Lily Pool in your own garden this spring; tells how to build a pool, inexpensively; how to plant a tub pool; describes the fascinating yet simple culture of Water Lilies, Aquatic Plants and Ornamental Fishes. Write TODAY for your free copy.

7 Plants for Your Aquarium, \$1.10

Seven interesting varieties, postpaid, \$1.10. Other water-plants, ornamental fishes and supplies described in catalog.

WM. TRICKER, INC.

33 Brookside Ave.
SADDLE RIVER, N. J.



Put "Life" into Dead Soil


Hyper-Humus contains billions of living bacteria, beneficial to your soil. Raw filled-in soil—sand, clay or ashes—can be made fertile by working Hyper-Humus well into the surface soil. For the new lawn, apply one-inch deep. To improve an old lawn, apply Hyper-Humus 1/4 inch deep and rake well into the soil.

Send for instructive literature. It's free. Sold by your dealer. If he doesn't have it, write us his name and we will see that you are supplied.

HYPER-HUMUS COMPANY
18 Park Place Newton, N. J.



Hyper-Humus Corrects Soil Texture Holds Soil Moisture
"Puts the Top in Top Soil"



The Garden Beautiful

depends upon the condition of the garden soil.

SUNSHINE or rain; good plants, good seeds, fertilizers, and all your work, will not produce satisfactory results if your soil is not chemically and physically right.

What is the right soil condition?

SOIL condition is its physical texture—the size and arrangement of its particles. The *right* soil condition is a “fine” soil with large internal surface area, highly absorbent in character—as we have so often said, somewhat like billions and billions of tiny sponges; for moisture is of the utmost importance in soil fertility and the ability of a soil to hold moisture, without puddling is one indication of good soil condition. Sandy soil is “fine” but needs body. Clay soil needs breaking up. Even the best garden loam does not remain in good condition permanently, last years growing efforts having depleted it so that it needs re-conditioning this spring before you plant.

PEAT MOSS

the soil conditioner

G P M peat moss not only corrects soil conditions where there is too much sand or clay, but it *maintains* physical fitness in *every kind* of garden soil. You see G P M peat moss is a virgin, humus-forming soil—partially decomposed vegetation—Sphagnum moss peat in composition—and brings to your soil those billions of tiny sponges so necessary to bring it up to a state of physical fitness that will enable you to grow flowers or vegetables—in the profusion of *big* blooms you desire.

Send for booklet B

treating the subject of gardening from the viewpoint of soil conditioning, as well as outlining the uses of G P M as a mulch for evergreens, shrubs, lawns, etc. Use it in seedling soil, transplanting, planting, and propagating. Free sample sent with booklet, but better still get the small trial bale containing liberal quantity for testing at \$1.50 post paid.

Atkins & Durbrow, Inc.

B-25 Burling Slip
New York, N. Y.



Peat Moss Watercell,
makes all plants grow well

Rainbows for your garden

Continued from page 52

any time from spring until fall, and right on through the summer months, when other perennials cannot be safely disturbed. Plants set out in the early spring sometimes flower the same season.

Do not plant them where the water stands in pools; surface drainage is essential. In the home garden the beds might be raised about six or eight inches above the surrounding surface, to provide suitable drainage, either rounding off the sides, or edging them with stones, to keep the soil in place. The tendency is to plant Bearded Iris too deeply. The fleshy rhizome, or heavy rootstock, should always be exposed to the sun. Spread out the fibrous roots and press the soil firmly around them and around the rhizome, but not over it. For fertilizer use bonemeal, which may be mixed with pulverized limestone, or slacked lime, half and half—a handful of this thoroughly mixed in the soil with each plant when it is set out; then once or twice a year the ground may be just covered, lightly, with the same mixture and turned just under the soil, allowing it to leach down to the roots. Pulverized limestone is safer to use than slacked lime, as any reasonable quantity can be used without danger of injury to the plants. It comes in convenient hundred pound bags and is inexpensive.

Set single plants twelve to fifteen inches apart and allow them to grow into clumps; be dividing these clumps and replanting every three or four years. For immediate effect set three of a variety about eight inches apart in the form of a triangle, or six in the form of a double triangle. Space varieties fifteen to eighteen inches apart. Water thoroughly at planting. A day or two later cultivate the ground and keep the surface always finely pulverized by occasional cultivation, especially after every rain. After the first watering it will probably not be necessary to water again if regularly cultivated, unless there is an excessive drouth. All Bearded Iris resent excessive surface moisture, but newly set plants should not be allowed to dry out too severely under the surface.

The foliage will begin to die a few days after the plants have been set out, and should be removed as fast as it withers sufficiently to “peel” away by a slight sidewise pull. Use both hands for this operation, holding the rhizome firmly in place with one hand to avoid disturbing the newly forming root system.

A dozen and a half extra choice varieties, all different (and which can be had almost anywhere at quite moderate price) are Ambassadeur, a rich dark blend; Afterglow, a fine light blend; Crusader, an excellent deep blue; Lord of June, a gigantic light blue; Damozel, a large white flower with a rich reddish lavender edging; Dora Longdon, an old-gold, lavender and plum combination;

Dream, a dream of a light pink toned variety, which is loved by everybody; Edouard Michel, Seminole, Opera, three bright reddish toned varieties, that are nevertheless entirely different in shade and form; Lent A. Williamson, which was in 1922 rated the finest Iris in the world, lavender-violet and purple; Mme. Chobaut, a pale yellow undertone, flushed with rosy bronze and veined and edged prussian red; Mother of Pearl, an iridescent mother-of-pearl coloring; Souv De Mme. Gaudichau, a gigantic dark purple; Susan Bliss, the finest of the orchid-pink toned varieties; Shekinah, a fine yellow; Zouave, a white peppered all over with bright lilac; White Knight, waxy snow white.

The Beardless Iris form a quite distinct group. In this section are the Siberian blooming about the same time as the Tall Bearded, but entirely different in form. The smaller flowers burst forth in great profusion on tall slender stems and are quite charming as cut flowers; also the gorgeous Japanese Iris, some of which are as big as a dinner plate; and some smaller types. They are all distinguishable by a grassy foliage, and they lack a beard (that hairy beardlike substance that is found in the centre of the lower petals of the Bearded Iris). The treatment for Beardless Iris is largely the direct opposite to that required for Bearded Iris. Lime and bonemeal are injurious. These Beardless Iris thrive best in a moist, but well drained, location, where the water does not stand in pools. Well decayed manure, leafmold and peat are beneficial and the crown of the plant should be two or three inches below the surface, instead of on the surface, as with the Bearded Iris.

The only Iris types that will thrive in swampy locations are pseudacorus and versicolor. They can be naturalized in wild places and will also do well under ordinary garden culture.

There is another group called Pogocyclis Irises which are the results of crosses between the less hardy Oncocyclis group and our hardy Pogon iris. The resulting crosses combine the principle attractions of both sections, producing some handsome forms, colorings and markings not to be found elsewhere in the Iris kingdom. A few of them are just as hardy outside as the ordinary garden Bearded Iris and respond to the same treatment. Full sun and a fairly dry, sandy location suits them best. Reliable sorts include Dorak, a gigantic flower of fine form, unusual coloring and strikingly veined; Giran, another fine dark veined sort; Hamadan, a small flowered low growing beauty that is especially adapted to rock gardens; Zwanenburg, a weird blending of old-gold, maroon, and lemon yellow, with large flowers of silky texture; and Sushan, a handsome variety with erect standards of bright violet purple and flaring velvety falls, of a dark mahogany color the beard bronze and the styles burnt orange.

