


TEN CENTS

PERIODICAL ROOM  
GENERAL LIBRARY  
UNIV. OF MICH.

FEB 14 1937  
MARCH

# The American Home



10¢

*Published by Doubleday, Doran & Company, Inc.*

Whether you believe  
it or not —

## Jule Spottsford Is That Kind



YOU know how kind of catty some women can be who always call you "Dear." Well, Jule Spottsford is that kind. When I was serving refreshments, and there was a fitting lull in the conversation, Jule putting on her most buttery voice said, not too loudly, but just loud enough so nobody could miss it—"I hear you do not intend staying in the Witching House all winter. Won't you find boarding in Portland rather tame after all this gloriousness? What a wrench it will be to leave all these perfectly lovely things." Replying to

which, I simply asked how many lumps of sugar she had in her tea.

That night I told Jim about it. For a while he sat with his head back, blowing an unbelievable number of smoke rings. Finally he blurted out: "Say, Bess, why can't we stay here this winter? The old house is built so well, it's snug and tight. Suppose it does cost us \$900, or even \$1000 to put in a heating system, what of it? Who wants to go in town and board anyway? Had my necktie full of boarding, before we were married." And so there followed several evenings of—

To know what followed those several evenings, send for *The Witching House Bookie*. It's a folksy tale written in truth, by a man and his wife—mostly his wife. It has a lot of home making tanglements, but it ends in contentments—especially heat-wise.

Send for it.



### And Speaking of Contentments Let's Speak of This Burnham Now Jacketed In Colors

SAY what you will, the little old cellar certainly does perk up when the boiler puts color in its cheeks and looks as rosy, as the heat it gives, makes you cosy. This Burnham has many points not pointable-to in other jacketed boilers. Mainly, it's not all dolled up just to please the eye. It was first of all made to please the pocket-book, by its fuel thriftness, and heat contentment. After which we garbed it in an insulated jacket of baked-on enameled steel. All of which is just another reason for sending for *The Witching House Book*.

# Burnham Boiler Corporation

IRVINGTON, N. Y.

Representatives in all Principal Cities of the United States and Canada

BURNHAM BOILER CORP., IRVINGTON, N. Y.  
Please send me *The Witching House Booklet* and  
anything else you think I ought to have.  
Name \_\_\_\_\_  
Address \_\_\_\_\_



*Contents*  
for  
**MARCH, 1929**

VOLUME I

NUMBER 6

	PAGE
Where Nature Has Lent a Helping Hand . . . . .	512
The Colonial Tradition in Revival <i>Harold Donaldson Eberlein</i>	513
How We Built Our House . . . . . <i>Kilburn B. Brown</i>	515
Guest Room Trifles . . . . . <i>Barbara Denholm</i>	516
The Story of a Changed Room . . . . . <i>Marjorie Lawrence</i>	517
The Child's Own Room . . . . . <i>Ruth Leigh</i>	518
An English Type Cottage . . . . . <i>R. C. Hunter &amp; Bro.</i>	520
Fitting a Garden to the House . . . . . <i>Alderson &amp; Dell</i>	521
An Out of the Ordinary Stucco House <i>Schultz &amp; Warriner</i>	522
The House of Many Gables . . . . . <i>Lawrence Visscher Boyd</i>	523
Stenciled Floors . . . . . <i>Henriette Weber</i>	524
What to Look for When you Buy or Build <i>R. S. Tilden</i>	525
Hardware of Colonial Days . . . . . <i>J. I. Arnold</i>	526
Housing Your Books . . . . . <i>Margaret Harmon</i>	527
Modern Reflectors . . . . . <i>Grace L. Daggett</i>	528
Through the Modern Looking Glass . . . . . <i>Lurette Guild</i>	529
Furnishing the Combination Room . . . . . <i>Lucy D. Taylor</i>	530
Modern Oriental Rugs <i>Fred B. Hall and John G. Becker</i>	531
Electric Servants that Work at Low Cost . . . . .	532
The Big Difference a Few Trees Make <i>H. Rossiter Snyder</i>	533
First Steps in Rose Love . . . . . <i>G. A. Stevens</i>	534
An Early Indoor Start with Seeds <i>Ellen Eddy Shaw</i>	535
A Really Good Gladiolus for Little Money <i>E. T. and J. R. Larus</i>	536
A Little Garden that Looks Big . . . . . <i>Norman K. Morse</i>	537
Lots of Fruit from Little Lots . . . . . <i>M. G. Kains</i>	538
Three Shrubs to Think About . . . . . <i>J. D. Luckett</i>	539
Installment Planting for the New Lot . . . . . <i>H. R. Sebald</i>	540
Seed Sowing Chart . . . . . <i>I. George Quint</i>	542
Devices for the Home Owner . . . . . <i>Wilma Luyster</i>	550
Hearthstone Booklets . . . . .	582
Shop Windows of Mayfair . . . . . <i>Shirley Paine</i>	604
In and About the Garden . . . . . <i>Leonard Barron</i>	612
Garden Reminders . . . . .	616
National Garden Association . . . . .	628

ELLEN D. WANGNER,  
Editor

LEONARD BARRON,  
Horticultural Editor

DOUBLEDAY, DORAN & COMPANY, Garden City, N. Y.

MAGAZINES

COUNTRY LIFE  
WORLD'S WORK  
THE AMERICAN HOME  
RADIO BROADCAST  
SHORT STORIES  
LE PETIT JOURNAL  
EL ECO  
FRONTIER STORIES  
WEST  
THE AMERICAN SKETCH

BOOK SHOPS (Books of all Publishers)

NEW YORK: LORD & TAYLOR; JAMES McCREERY & COMPANY  
PENNSYLVANIA TERMINAL AND 166 WEST 32ND ST.  
848 MADISON AVE. AND 51 EAST 44TH STREET  
420 AND 526 AND 829 LEXINGTON AVENUE  
GRAND CENTRAL TERMINAL AND 38 WALL STREET

CHICAGO: 75 EAST ADAMS STREET  
ST. LOUIS: 225 N. 8TH ST. AND 4914 MARYLAND AVE.  
KANSAS CITY: 920 GRAND AVE. AND 206 WEST 47TH ST.  
CLEVELAND: HIGBEE COMPANY  
SPRINGFIELD, MASS: MEEKINS, PACKARD & WHEAT

OFFICES

GARDEN CITY, N. Y.  
NEW YORK: 244 MADISON AVENUE  
BOSTON: PARK SQUARE BUILDING  
CHICAGO: PEOPLES GAS BUILDING  
SANTA BARBARA, CAL.  
LONDON: WM. HEINEMANN, LTD.  
TORONTO:  
DOUBLEDAY, DORAN & GUNDY, LTD.

OFFICERS

F. N. DOUBLEDAY, *Chairman of the Board*  
NELSON DOUBLEDAY, *President*  
S. A. EVERITT, *Vice-President*  
GEORGE H. DORAN, *Vice-President*  
RUSSELL DOUBLEDAY, *Secretary*  
JOHN J. HESSIAN, *Treasurer*  
LILLIAN A. COMSTOCK, *Asst. Secretary*  
L. J. McNAUGHTON, *Asst. Treasurer*

COPYRIGHT, 1929, BY DOUBLEDAY, DORAN & COMPANY, INC. ALL RIGHTS RESERVED. TITLE REGISTERED IN U. S. PATENT OFFICE. Subscription \$1.00 a Year; for Canada, \$1.50; Foreign, \$2.00. Entered as second-class matter at Garden City, New York, under the Act of Congress, March 3, 1879.



John Francis Burrows, Architect

## THE AMERICAN HOME

### How We Aid in Home Making

IN LOOKING back over this first six months of the life of this magazine it is interesting to see just what we have done to promote the building, furnishing and equipping of livable homes; and also to visualize what we are planning to do in the months to come.

In the first place we have secured unusual house plans at a very low cost, houses so attractive that they are now being built as "American Homes" in several communities. We have secured blue prints and specifications of these at a nominal cost quite within the range of the limited budget. Supplementing this service, our architectural department has answered fully and completely (and will continue to answer) every question pertaining to building or construction, giving expert advice.

For the garden, we have secured plans for every type of garden, have published simple explicit cultural articles, and have a Garden Service that without charge will answer every question about the garden, will send free constitutions and programs to garden clubs, and aid with the observance of National Garden Week.


On our decorating staff are some of New York's best known decorators and household efficiency experts. Through this department all questions on decoration, furnishing, color schemes and labor saving equipment are cared for; and our purchasing department supplements this full service by aiding our readers in purchasing any article shown on or told of in the pages of the magazine. Do you wish to buy a new rug, a chair, a lamp? Then we will help you through this service.

Do you wish to know what pictures to put on your walls, how to frame and hang them? Miss Weber, a noted lecturer and authority on this, will tell you. Do you wish to remodel your house, or refurnish it? Do you want to know why walls crack and fireplaces smoke? Is your cellar damp and would you like to know how to make and keep it dry? Do you need information about mechanical refrigerators or electric labor savers—this information is yours for the asking.

A service of joy this has been and will continue to be, a helping hand to the making of better homes, happier home life and, consequently, better citizenship.

THE EDITOR.

# This Charming Chintz



## Tempers Modernity with Feminine Grace

**I**F you have associated the term "modernistic" with bold patterns and clashing colors—consider this smart bedroom which lives up to the gay and animated spirit of the day, yet which is also so dainty that it would be an ideal apartment for a young girl.

It owes much of its inspiration to the unusual Waverly chintz chosen for the draperies, which follows the Viennese style of modern decor—emphasizing grace and lightness.

Upon a bisque background the design, in tones of green, gold, blue and apricot, trails its bright course. This is hung over glass curtains of pale green gauze, softly lustrous. A chaise longue is covered with the same chintz.

For contrast, the dressing-table is draped with a latticed Waverly Print, which carries out the



Send 10 cents for samples of these and other new designs.

Address: Waverly Fabrics, Dept. 30  
60 W. 40th Street New York City.

same color scheme, with shaded stripes of green on gold. This is also used for the smart oblong lampshade, and the bands on the pastel green bedspread.

The two fabrics are combined to make an ultra-smart closet—with the floral chintz used for the garment bags, and the latticed design for the hat boxes, stocking boxes, and lingerie drawers.

See this delightful design at your dealer's, and you will realize how adaptable it is. The orchid and green grounds make equally charming bedrooms, and with a black or peach background it is stunning for livingroom draperies.

Waverly Fabrics are sold in dry goods, furniture, and department stores, at prices ranging from fifty cents to a dollar and a half a yard.

# Waverly Fabrics

A SCHUMACHER UNIT





© 1929, Kittinger Company

## Now you can choose furniture in harmony with the architecture of your own home

**T**HE influence of Queen Elizabeth and master craftsmen of the Renaissance has been retained by centuries of artisans and architects. Its influence is faithfully reflected in much of our good architecture and good furniture . . . even in smaller homes.

Kittinger Distinctive Furniture . . . exact reproductions or modifications of authentic Period designs . . . is made

practical for modern homes. From this collection of five hundred designs there is unusual opportunity for selection that will best harmonize with the architectural beauty of your home.

The extraordinary value of Kittinger Distinctive Furniture lies not only in the design but in the Kittinger practice of using only solid Cabinetwoods . . . American Walnut, Honduras Mahogany, Oak and Maple. Handsome carvings, superior lacquer finish and upholstery reflect the same high standard of quality.

*The "Gowksbury" Elizabethan dining suite shown is completely illustrated in an attractive folder. May we send you a copy together with other interesting booklets on Period Furniture, with name of nearest dealers? Kittinger Company, Dept. 22, Elmwood Avenue, Buffalo, N. Y.*

### SHOWROOMS

Buffalo  
At Factory, Elmwood Ave.

Grand Rapids  
Keeler Bldg.

New York  
205 East 42nd St.

Los Angeles  
At Factory, Goodrich Blvd.



# KITTINGER

Distinctive Furniture

We Are Opening  
New Showrooms in  
New York City and  
Los Angeles

Now you may see in these displays the many Kittinger distinctive reproductions. In New York City, about March 1st, at 205 East 42d St.; in Los Angeles at factory on Goodrich Blvd., corner of Union Pacific Avenue, about April 1st.

† Purchases may be arranged through your dealer or decorator.



## WHERE NATURE HAS LENT A HELPING HAND

*Nothing is more restful than informal design in a garden. Here the canvas already held a lovely picture—a winding stream, shrubs and trees, the beauty of uncut grasses, needing but the flowering*

*bank to be complete. We may not have this setting, ours may be a small city garden or suburban plot, but even so we can leave something to suggest informality and nature's touch*



# THE AMERICAN HOME

MARCH

1929

## The Connecticut tradition in revival

*A small house in the Farmington tradition  
designed by Leigh French, Jr.*

TO ANYONE who is in the least sensitive to the qualities of domestic architecture, the early Connecticut type of house never fails to make a strong appeal. Even though his own personal preference may be for something of altogether different character, nevertheless he recognizes and willingly admits the genuine charm that seems to be as inseparably a part of the early Connecticut house as is the grin of the Cheshire cat in *Alice in Wonderland*. The appeal of this kind of house is inevitable because it is so sane and so direct. It is not a thing that must be sought

HAROLD DONALDSON EBERLEIN

out and subtly perceived; it is perfectly patent at first glance. The colonists were confronted with certain simple but very definite requirements in the way of

constructing dwellings for themselves in a new land. They were likewise closely limited in the resources they had at their command. The early Connecticut type of house was the immediate product then, of these two factors—requirements and resources.

The dwellings built by the colonists were absolutely straightforward in their solution of the problem presented. That is why they are so convincing. The type evolved was so fundamentally adequate and right that it had the quality of permanence. What fulfilled the needs of the occasion then, equally well, as a type,



*The North front of the little house in the Farmington tradition designed by Leigh French, Jr.*

*Living room in the house at Farmington, Conn., the home of Mrs. Philip Roberts*



fulfills the needs of to-day. The species is so transparently logical that it needs no apology for its perpetuation.

The materials at the disposal of the early Connecticut builders were wood and stone and plaster or mortar. Wood, therefore, they used for the timbers with which the house was framed; wood for the weather-boarding or clapboards, with which they covered the sides; wood for the shingles they put on the roof; and wood for the floors. Stone, though plentiful enough everywhere throughout the region, was not of a sort that lent itself kindly to the building of house walls. The boulders were hard to split and, besides, in the cold, damp winters, wooden houses were dryer and warmer. Stone, therefore, for the most part, was confined to building foundations, fireplaces and chimneys. Mortar and plaster were more or less difficult to come by; plaster, therefore, was not employed for coating the walls of the more important rooms, or the dividing partitions, whenever a more comely way of treating them could be found. That more comely way (and oftentimes more convenient way) lay in using wood sheathing or boarding for partitions to a great extent for the walls of the better rooms. Sometimes for the ceilings also, wood panelling was put in, the detail of which was of the same character as the panelling of the old doors that have been made familiar by numerous illustrations.

When brick later became more readily available, it was sometimes used for chimney stacks as well as for hearth paving, but stone for chimney building always remained in favor. The earlier windows had leaded casements with

small diamond or lozenge-shaped panes of glass. Fairly early in the eighteenth century, larger panes of glass, some of it of American manufacture, were obtainable, and with the larger glass came the double-hung sash windows. As a rule the older casement windows were gradually changed to double-hung sash windows, the original openings being made narrower and higher to accord with the new style.

It was the most natural thing in the world that the early colonists should continue in the new land the methods of building to which they had been accustomed, and which they understood, in the Mother Country. That is, they continued the old methods so far as they were able, making only such changes and modifications as were dictated by local

conditions. That is why the building of those days still exhibits a distinctly medieval flavor reminiscent of still earlier usage in England. It was the process of change and modification, rendered imperative by local limitations, that evolved a distinct type that is *truly* Colonial, and not to be confounded with what people so often wrongly call "Colonial," which is really Georgian. The fitness of this evolved type to the demands made of it, and its thorough assimilation to environment, have given it enduring vitality and justified its continuance as a mode just as appropriate now as it was when it first came into being.

The little house at Farmington that forms the subject (continued on page 546)



*The living room has a beautiful old fireplace, where the woodwork is painted a light merry yellow*

*In the dining room both the wallpaper and the woodwork are yellow, with a sufficient difference in tone to throw the accents in the proper places*





*The finished home of Mr. and Mrs. Kilburn B. Brown at Scarsdale, New York, built of stucco with slate roof, and at a cost (including lot) of \$17,600*

## How we built our house

### *Part I—why we decided to build and what we did first*

KILBURN B. BROWN

*An interview and comments  
by Roger B. Whitman*

AS I suppose is the case with all young married couples, we began to plan a house as soon as we were married and we got a lot of fun out of it. But, although I was well established, I was not making much more than we needed to live on, and the actual building of the house seemed a long way off. As things happened, though, it came much sooner than we expected.

Five years ago, when our youngster was two, we found that we would have to give up our apartment, and began a search for other quarters, the price limit being the \$150 a month that our budget allowed for shelter. We were in a suburb and wanted to stay there. We had seen apartment houses going up in all directions, and it did not occur to us that there would be any more to our hunt than finding a place that suited, and then

signing the lease. It took us about one day to learn how wrong we were, for there was nothing that we wanted at less than twice what we could pay.

Not being able to get an apartment the next alternative was renting a house; but this did not appeal to us from any point of view, and the more we thought of it the less we liked it. Prices were high and there was very little choice; but our principal objection was that at the end of the year there would be absolutely nothing to show for the money spent but a collection of receipted rent bills. We figured that if we were going to be involved in a house we would be better off owning it, although it meant more responsibilities

and called for a complete shift in all of our plans and ideas.

I had never had any personal experience in real estate transactions, but had absorbed some ideas and general principles from my lawyer-father, who had specialized in them. We talked these over with our minds made up on one definite point: that we could look far enough ahead to know that we were not ready to settle down permanently, and that any house that we bought should be of a kind that we could sell in a hurry and without loss of value. In other words, it should be in the same investment class as a good short term bond.

I certainly would not buy securities without being reasonably sure that they would continue to be worth what I paid for them, and I felt exactly the same about buying real (continued on page 561)



Ameyya

Charm and good taste mark this room furnished to the last detail for the comfort of the chance guest, with dressing table completely equipped, books, work basket, easy chair, good lighting and even wood ready for the fire

## Guest room trifles

*The little things that make for  
hospitality and comfort*

BARBARA DENHOLM



*Pleasing indeed is this guest room which though of limited size is yet large enough to hold comforts and opportunity for relaxation for the guest. (Photograph by courtesy of Armstrong Cork Co.)*

ONCE upon a time I went visiting. It was neither my first nor my last experience in the gentle art of being a guest, but it was one which I shall long remember. I arrived at my hostess's home just before luncheon and was shown to my room where I hastened to remove the inevitable piece of soot from the tip of my nose, and to put my travel-worn self to rights. The guest room was, I noted from the corner of my soapy eye, a gem of lavender and green loveliness. There was a soft, squashy rug, comfortable boudoir chairs placed near shaded lamps, a pillow-strewn chaise longue, all the comforts of home—except, could it possibly be, no nail file? (continued on page 556)



# The story of a changed room

*These "before and after" photographs  
point a moral for you to heed*

MARJORIE LAWRENCE

**S**UBSTITUTE the word "house" for "shoe," "belongings" for "children," and replace the mysterious old lady by the more definite Mrs. A. or B. of your acquaintance, and very probably you have expressed what is wrong with many a home picture. Overcrowded rooms are a direct result of the acquisitive instinct inherited from our predatory ancestors. We hate to part with our possessions, and we add to our store with a ruthless disregard for such furniture as we have and must retain.

The best illustration of the fine art of elimination which I ever encountered was in the home of a delightful old lady who had managed to accumulate the very best and the very worst of the Victorian era under her roof. She was a strong-minded person, and she loved her things for the associations they conveyed to her. Tactful suggestions fell on deaf ears, and her friends and relatives had grown almost resigned to the indiscriminate mixture of good and bad that comprised her surroundings. Then the miracle happened!

A favorite granddaughter grew up and took matters into her capable young


*A sense of space and restful comfort has been achieved by simply rearranging some of the original pieces and "weeding out" others*

*Above. Before the change took place! Compare this stiff, overcrowded room with the charming rearrangement below*



hands. Almost overnight, the old lady's living room changed from the ugliest of rooms to one of the most charming. A horde of coy marble ladies and muscular bronze men were evicted from corners where they had dwelt for many years. A row of dubious paintings in enormous gilded frames shrank to three—two ancestors reframed in heavy dark wood, and a small, sunlit landscape. A large quantity of bric-à-brac simply disappeared. Photographs of the family which had been liberally scattered about on every available table were banished.

Very little was done in the way of buying new furniture, except where several small tables replaced the old cumbersome pieces. In fact, "elimination" was the form which her decorating took. She reduced the furniture in quantity to about half the amount that had occupied the same floor space before. The good pieces, which had lost caste in the previous jumble, assumed their own natural importance again. A quaint Victorian sofa which had been covered in ugly red plush was re-upholstered in a delightful cotton damask, soft apricot in tone. An overstuffed (continued on page 558)



The fundamentals of a playroom actually designed for a child are here in the small lightweight rugs, sturdy furniture and uncluttered spaces

## The child's own room for play and work

*Forego "decoration" and make this really a room planned and furnished for the child himself*

**I**N fixing up a nursery, there is really only one principle to supply: *make it a child's world*. This means a room where children can play without constant admonitions. You need a strong, simple, uncluttered room in which children can enjoy themselves, a room that will survive pictures drawn on the walls with wet fingers or with chalk, and floor scratches by kiddie-cars pulled along up-sidedown. Your nursery, to be a real child's world, must contain furniture that can stand up under the roughest kind of treatment. You never know when a table turned legs-up will suddenly become a boat, or when two chairs in a line may be a freight train. Unless children are free to play roughly, naturally and imaginatively in this room, it is not a real nursery!

The hardest thing in the world, it seems, is for parents to resist "decorating" a nursery with ornately painted furniture, Mother Goose friezes, repre-

senting an adult's conception of pictures that interest children, or with satin and lace crib covers. In other words, the mistake many mothers make in fixing up a nursery is to apply their own mature, cultivated standards of what is interesting to children. They forget that children's tastes are natural, primitive and undeveloped; that children like bright, elementary colors, clear, simple lines; that they are little savages in their direct appreciation of what is interesting and beautiful.

Grown-ups are so likely to concentrate their attention on the background—walls, friezes, curtains, rugs, and, casually (just because it *is* a nursery), to include playthings. They forget that children are much less interested in backgrounds than in play material. What you put into a nursery—not how

you decorate it—interests children. True, they are attracted by bright, cheerful surroundings, but they are really much more interested in play equipment than they are in curtains. Give a child a choice between an almost bare room that contains interesting, well chosen material for "working" (to children, play is work; they take it very seriously), and a fussy pink-and-lace nursery, and you will quickly see which he prefers.

Visit some of the modern experimental schools which represent the last word in present-day appreciation of child psychology, and you will see this concretely illustrated. You do not find pictures of Mother Goose, of birds and flowers, or adult drawings of the Cow That Jumped Over the Moon; neither is there delicately enamelled furniture decorated with painted flowers. You see bright, attractive, sunny rooms with plain walls, simple curtains, and with no real attempt at decoration. If there are flowers, they

RUTH LEIGH

*Drawings by Frank Fleming*



are natural. Real birds are singing cheerily. The children's furniture and work materials supply a sufficiently decorative note. When playthings are correctly chosen, they are bright, gay and colorful.

Appreciating this tendency on the part of modern child educators to subordinate decorations, I have restrained myself many times in fixing up our nursery. Every time I am inclined to think that the walls seem bare, or the general effect too empty, I ask myself: "Have the children ever complained about it? Don't they become absorbed in play the moment they enter the nursery?" After all, is that not the true test of a good nursery?

IT MAY seem undecorated, according to my adult standards, but to children who come to our house to play, children from elaborate homes and conventionally "cute" nurseries, our big room seems to be the most fascinating place in the world. Many mothers ask me what we have in our home that makes all the youngsters beg to be allowed to play there on rainy days. It is hard to explain, yet I know that it is because, in planning this room, we subordinated decorations and concentrated on interesting play equipment. Moreover, there is nothing in this nursery that can be hurt or broken in normal play activity. No youngster is ever told "don't touch" or warned: "Look out, you're getting clay all over the table." Here is a child's world with children's material, scaled to a child's proportions.

The nursery itself is briefly described: the walls are painted a dull, flat finished apple green. I chose wall paint after sad experiences with other types of wall finishings that come off when children wet their fingers and draw on the wall. Obviously, everything in a nursery must be impervious to water and wetting, so that in selecting floor coverings, I found washable rag rugs most practical. They are soft and warm enough underfoot, colorful, and easily cleaned. Moreover, they are light enough in weight for children to lift away, when they want to play train or to build, because you cannot build tall block houses on uneven rugs. We have a few small, bright colored rugs with animal pictures by Tony Sarg, and these are often used when the children want to relax on the floor. Brief periods of rest in play time are encouraged in the modern schools, and we encourage the children to carry these little nursery rugs around and to rest on any part of the floor.

I alternate two sets of curtains in the nursery, one of cream colored ruffled marquisette curtains, and the other of daffodil colored voile stitched with green wool. Children invariably notice and like the change of curtains.

So much for actual background. The play equipment is perhaps the most interesting part, and actually, it produces the bright, natural effect of a child's world that many adults so admire in our nursery. First, we have eliminated the old-fashioned toy box and have substituted shelves. Playthings in a toybox are apt to be thrown in carelessly, and the result is an untidy, mixed jumble that children simply toss out, when seeking a particular toy. Shelves, on the other hand, keep playthings in plain view, are easy for the children to keep in order, and enable a child to find a favorite toy quickly and easily.

A local carpenter made our shelves; he supplied the lumber, too, all at a total cost of ten dollars. I painted the shelves apple green with Chinese red edges. Two pots of red geraniums on the shelves are attractive, and, incidentally, are kept watered by the children as part of their home responsibility. This applies, too, to feeding the fish in the little aquarium at one end of the nursery.

These shelves for toys prove almost indispensable because they hold the solid wooden blocks which form such an important part of any modern nursery's play equipment. Incidentally, these solid blocks, if bought in sets at toy stores are extremely expensive. I purchased our set at very low cost from a local shop. One of the modern experimental schools supplied the name and address of this wood-working shop.

It is hard to find strong nursery furniture. I solved the problem by buying kindergarten chairs and tables. I purchased the little table shown here, in plain varnish finish, at a local depart-

ment store for \$1.98. Its legs fold under, so that the table can be put aside when more space is needed. The children like to turn the table upside down and to open and close the legs when playing boat. The little plain chair I bought, also in varnish finish, for \$1.39. I painted both chair and table bright red. The other little Windsor arm chair is apple green.

Modern educators insist that our children be given every opportunity for creative activities and for self expression in drawing and painting. For this, they consider an easel important. I had a local carpenter make our easel for five dollars. It is held firm, when opened, by means of long hooks, and is painted red. The little shelf in front is partitioned, to hold jars of liquid paint, one division for each of the primary colors.

Children need opportunity to do creative work with their hands, and specifically, the modern schools recommend woodworking, using real full-sized tools. In most schools, a wood-working bench is part of the equipment but because we found these benches too large for nursery use, we have tools available, and the children work at the table or on the floor. To keep carpentry tools in systematic order and conveniently at hand, I fastened a thick board to the wall, and screwed brass cup hooks in it, on which various tools are hung. These are all full-sized carpenter's (continued on page 562)

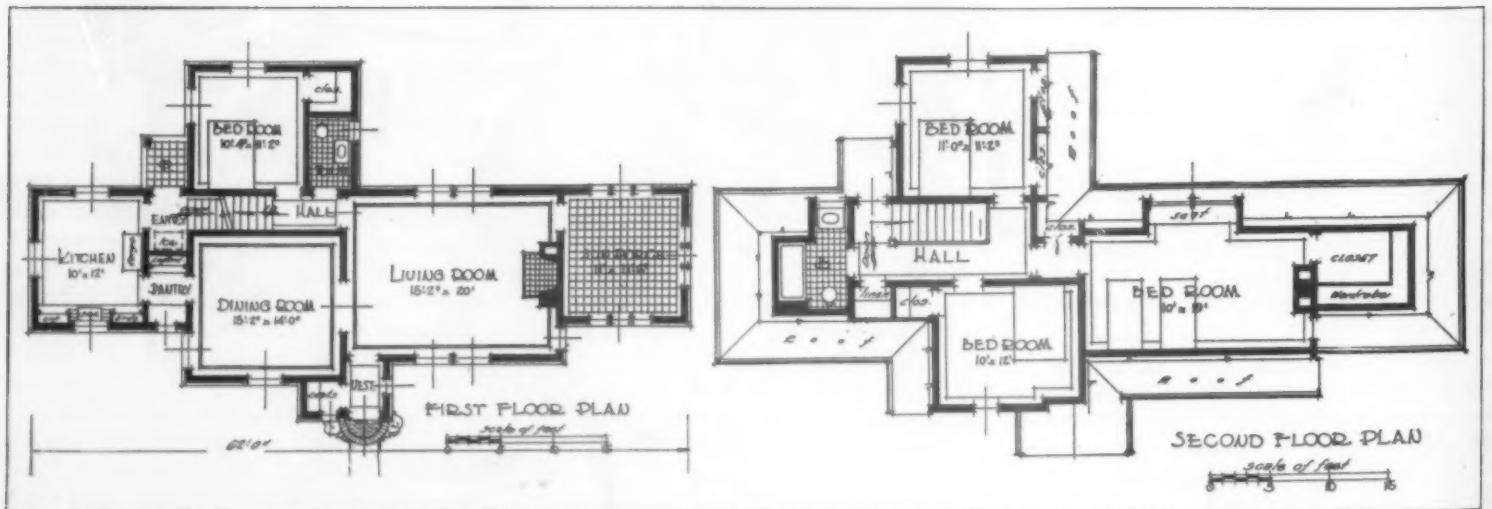




Steep pitched gables interestingly arranged give this house a decided yet pleasing character. Casement windows well placed in plain stucco walls, relieved with shutters and the whole crowned with a roof of pleasing texture give an ensemble that will not grow tiresome as the years go by, the house costing \$14,500

## AN ENGLISH TYPE COTTAGE At Great Neck, Long Island

BY R. C. HUNTER & BRO., Architects





# Fitting a garden to the house

The home shown on facing page is placed on a corner lot and planting details with costs given

ALDERSON & DELL  
Garden Designers

THE plan given offers one way of solving the riddle of what to do with the bare level plot where the house is already placed. A corner lot is chosen as giving an easier handling of the garage. All of the boundaries are planted with a double row of Privet hedge or other heavy shrubbery, to insure the necessary privacy.

The long low house of sloping roof line and many gables lies across the lot from east to west, with kitchen, service yard and garage facing the side road on the east, thus giving the living room and sunporch the most favorable lookout and exposure.

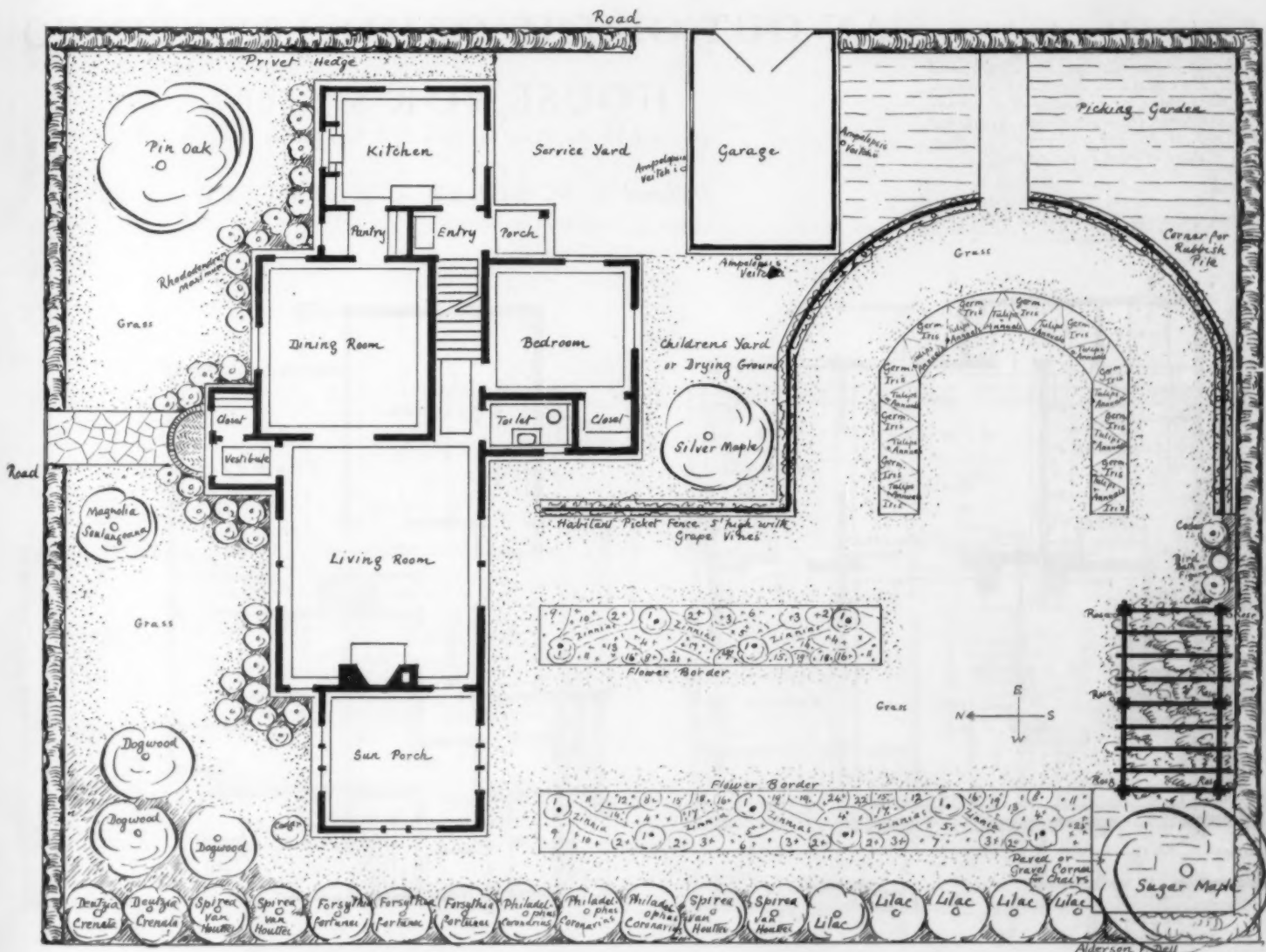
The foundation planting is of the native Rhododendron maximum, the har-

diest and least expensive kind of these delightful evergreens. Where the ground has been deeply dug and plenty of leaf mold added, this broadleaved evergreen can be depended on. A Red Cedar at the end of the porch breaks the even line with a column of dark green. One Pin Oak in the northeast angle and three Dogwoods in the northwest corner add an element of height to the planting.

By a skillful use of enclosure all of the remainder of the property is made into one large garden room. On the eastern side a five foot picket fence serves the

double purpose of enclosing the garden and shutting off the children's playground and small vegetable or picking garden. This fence may be covered with Grape-vines or Climbing Roses, according to individual fancy.

Two simple straight flower borders, each five feet in width, lead out from the house with a ten foot panel of grass between. If a more open lawn be desired the central border might be omitted. They are seen in perspective from the windows of the sunporch, their gay, sunny spaces, full of riotous color, contrasting with the cool shadows of the rose arbor and the quiet restfulness of the retreat under the spreading Silver Maple tree. (continued on page 634)

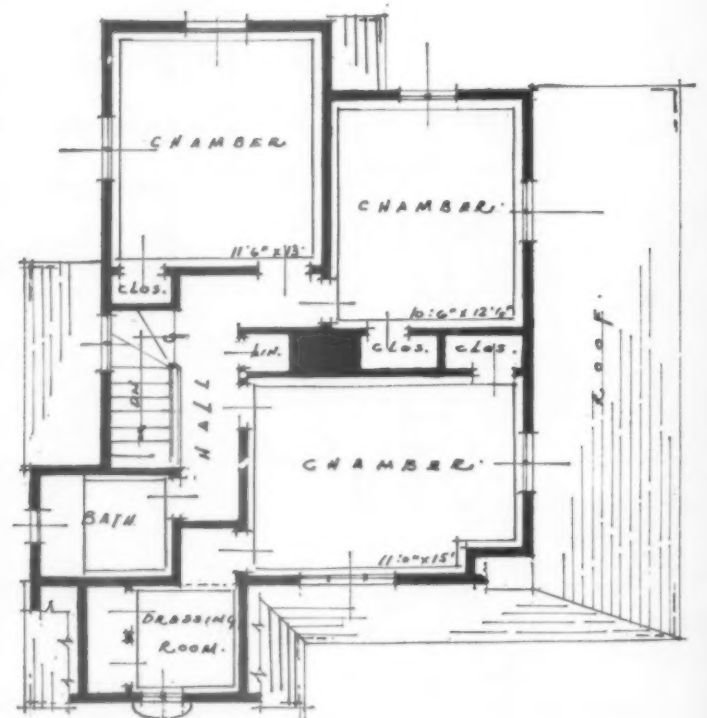
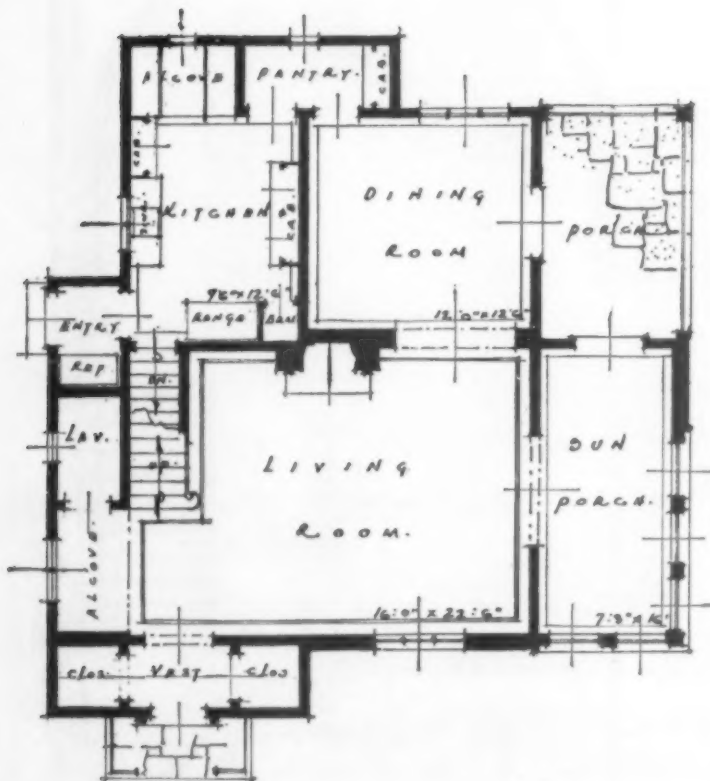




*Stucco houses of Spanish or Italian inspiration are suited to many parts of America especially in the South and West. Here is a little home, with interesting floor plans, of distinctly Mediterranean influence. Of warm stucco, it costs but \$12,500. A distinct achievement in these days of high building costs*

## AN OUT OF THE ORDINARY STUCCO HOUSE FOR \$12,500

Designed by SCHULTZ & WARRINER





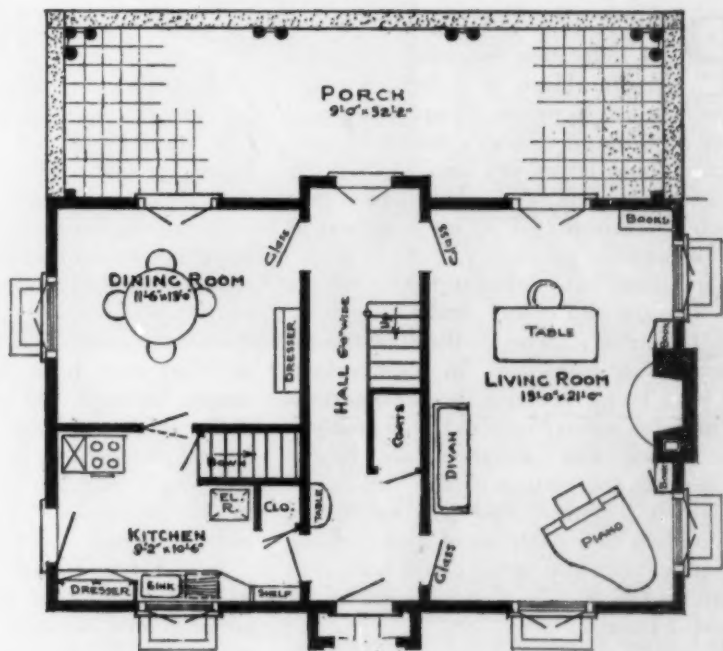
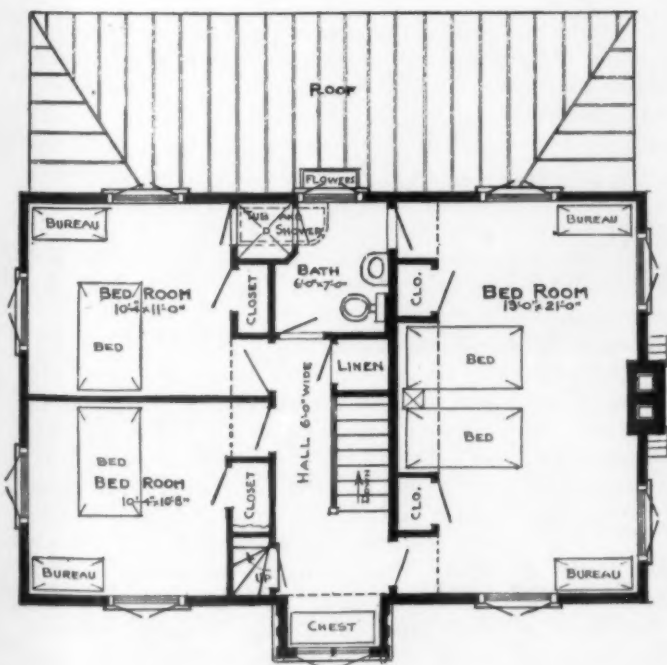



## THE HOUSE OF MANY GABLES

Especially designed for The American Home by

LAWRENCE VISSCHER BOYD, *Architect*

*Of English antecedents this little house with its many gables has a rare air of friendliness and charm. The wide casement windows, with the arched brickwork above, the deep embrasured door with the room above are interesting and distinctive features. The porch across the rear of the house has long French windows and doors from living room, the rear hall and dining room open on to it, the whole facing the garden.*





*With stenciled floors any color scheme that suits the owner's fancy can be achieved, and the finishing touch be added to the room of period inspiration. (Courtesy Save the Surface Campaign)*

## Stenciled floors—a new treatment

*With paint brush and stencil you can bring  
new life and color to old floors*

HENRIETTE WEBER

**P**UBLIC taste at the present is one of indecision regarding stenciled floors. Here is a field for the moderate but appropriate application of color and design to floors, which has not been elaborated as yet into a generally accepted classification, but which has much to recommend it, on practical as well as artistic grounds.

Linoleums have taken unto themselves new designs and colors, and have grown into the artistic class of floor coverings. The heavier linoleums, in plain colors, are also being utilized in combinations for inlaid designs. Many extreme modernists among the designers are loudly acclaiming the virtues of the "all-over" design in carpets, and are exhibiting astounding new patterns of such striking character that you never could take your mind off the floor in a room carpeted by some of them.

Now with stenciled floors, the problem

is altogether different. In the first place, let us get away entirely from the all-over idea, however acceptable that may be in certain mediums. For the proper use of the stenciled design should be confined, as a rule, to a carefully calculated border and an equally well considered center design. From the standpoint of decorative value such floor treatment is an easy and economical way to arrive at what may be a distinct artistic triumph, through the introduction of design, color contrast, and balance, in logical proportions, as in the illustrations, showing a hallway with decorated floor in star design, a design frequently met with. (See end of article)

In seeking to use this new style of decoration in your own home, we will suppose, for example, that you have a rather small entrance hall. You have no

rug that exactly suits your color plan and harmonizes with the rest of the hall furnishings. Or, what is even more likely, the rug in the hall is always getting kicked about, or backing up to be in the way of an opening door and otherwise acting temperamental. There would apparently be more room and possibly more comfort with a bare floor. But not too bare! Here is where the stencil idea can be set to work.

Paint your floor a rich black, which, by the way, is very smart just now. The star in the center, either elongated or circular according to the shape and size of your hall (this is extremely important) could be painted in a delightful mandarin red. If this color suggestion does not answer your purpose or sounds too lively, then perhaps you would prefer a battleship gray for the all-over color, with the center star of black. Or you could paint the floor (continued on page 552)



# What to look for when you buy or build

*The important questions of cellar and foundations and what the purchaser must insist upon*

R. S. TILDEN

THE admonition of the ancient wise man to build your house upon a rock is as valuable and practical advice to-day as when it was first spoken. It is not always possible to follow it literally, but with present-day knowledge adequate foundations may be built regardless of soil conditions. The primary purpose of a foundation is to support the structure and unless the house is permanently supported and without settlement the foundation fails in its purpose.

For a considerable number of years it has been customary to build a cellar under the house, wholly or partly below the grade or ground surface. The walls enclosing the cellar are called upon to hold back the earth surrounding the cellar and therefore act as retaining walls in addition to carrying the weight of the building above, thus doing a double duty.

Foundations, as applied to residences, may be divided into two general classes: those enclosing the cellar and supporting the outer walls of the home, and those supporting interior walls, or girders, beams, etc., forming part of the floor construction above. Both have two principal parts. In the case of the outer wall foundation these parts are the footing and the wall. Interior foundations also have footings upon which piers, columns or some similar member is placed.

Each of these parts has a definite work. The pier or column must be sufficiently strong to carry the load to be placed upon it without crushing or bending. The wall must do this same work and in addition act as a retaining wall.

The footing must be strong enough to carry the loads upon the pier or wall and also their weight. It is through the footing that the loads are transmitted to the ground so that the footing must be wide enough to spread or distribute these loads sufficiently in order that the bearing power of the soil may not be overtaxed and settlement, or worse, occur.

An important item usually overlooked is the necessity of foundations extending below the frost line. Neglect to place them deeply enough to avoid frost action may result in serious consequences. In northern areas a depth of six feet is often required for safety, although in most sections four feet below grade is considered enough. The depth required for your particular locality may be ascertained from any responsible builder.

Foundations are almost universally of masonry. Stone, brick and concrete are the materials most popular, although hollow units such as tile and concrete blocks and hollow walls of brick are used in some sections. The footings, or footing course, as it is sometimes called, is usually of poured concrete, although both stone and brick are used in some localities.

Stone, as used in foundations, is almost always what is called rubble masonry, and is made up of irregularly shaped

Foundations of brick, probably the most popular material in Colonial days, are coming back again in some localities. These are laid in mortar, as is stone. As brick, due to its regularity, is easier to lay to a line, and as it is customary to build foundations of either 8 inch or 12 inch thickness, the amount of excavation is less than that required for stone walls. The regularity of brick makes it easier to be certain of a solid wall, and the strength of the units is more nearly uniform. These may be some of the reasons for its growing popularity. Wall thicknesses, in most cases, need not be greater than that of the wall above. For example, if the house has 8 inch brick walls, usually 8 inch foundation walls and 16 inch footings will suffice. If 12 inch walls above, use 12 inch foundation walls and 24 inch footings. For frame houses 8 inch walls and 16 inch footings should be wide enough in most cases. It must be remembered that the wall thicknesses mentioned for brick, as well

as all other materials, are for average conditions. If ground conditions are not good, wall thicknesses may have to be increased and footing widths almost surely will, as the footing must be wide enough to properly distribute the load.

Concrete, the poured variety, has been extensively used in recent years for residence foundations, and if properly handled makes a first class job. Probably a safe mixture for house foundation concrete is one part of cement, three parts of sand and five parts of crushed stone or gravel. The aggregate (sand and stone) must be free from vegetable and other foreign

matter, and the water from salt or other impurities.

Hollow units, or hollow walls of solid units such as brick, are used in some localities but many building codes require solid walls for foundations or that hollow walls be filled solid.

Personally, I prefer solid walls, but where dry soil with (continued on page 564)




*A brick foundation during construction*

stones laid in mortar. It is customary to build rubble walls 16 inches thick, up to the first floor, with footings 6 inches wider on each side, or 28 inches. In bungalows or small houses it may be possible to decrease these widths to 12 inches and 20 inches respectively, but the greater widths are recommended for general use.

## HARDWARE OF COLONIAL DAYS

Drawn for The American Home

BY J. I. ARNOLD



Authentic replicas of the work of earlier craftsmen, these may be found in the forged and hand-wrought hardware of to-day. 1. Exterior thumb latch. 2. Rare old latch. 3. Oval brass knob, iron plate. 4. Ornamental hinge. 5. Arrowhead latch. 6. Interior latch used

with above. 7. Butterfly hinge. 8. "Bean" design latch. 9. Brass keyhole escutcheon with shield. 10. Simple H hinge. Rattail bolt for door top. 11. Spring latch with oval brass knob and bolt. 12. H L hinge. 13. Dutch strap hinge. 14. Slender strap hinge.



# Housing your books

*New shelves, tables and cases that are useful and decorative*

MARGARET HARMON

**B**OOKS" and "home" are indissolubly united in the minds of most people. Indoors on snowy evenings, on warm summer days in the shaded swing, in bed at night when sleep is elusive, they are staunch, reliable friends. Such friends as these should be made to feel at home. They should be housed with loving care and one should find room to accommodate them at all costs.

Unfortunately, for many of us the placing of books is a real problem, owing to the limited space in which we live. I know of one omnivorous reader who keeps his treasures in a dark closet because they are old and shabby and his wife claims that they spoil the living room. If we can have our favorites rebound when they look really disreput-



*White painted built-in bookcases, with niches above for bits of decorative pottery, flank this entrance. (Courtesy Oak Flooring Bureau)*



*For books that are not too numerous, the top of a secretary provides an excellent home. The lines of this piece are adapted to most rooms where English and American pieces predominate. (Courtesy Stern Bros.)*



*This little piece of furniture may hold books in the upper and lower sections, as the lower part may be used for storage. (Courtesy Stern Bros.)*



*The modernistic stand is very roomy and the book shelves suggest an unusual treatment. (Courtesy James McCreery & Co.)*

able, we are fortunate, but a moderately worn appearance lends flavor to a book.

If you want your books around you, you must have proper receptacles for them. While the *(continued on page 566)*

# Modern reflectors

*Mirrors that contribute life  
and light to the room*



GRACE L. DAGGETT

**N**O MATTER how dull and lifeless a room may be, the introduction of a mirror will bring about a transformation. Its gleaming lights create all sorts of bewildering illusions and the room becomes enlarged. It must be reckoned with as a live factor in decorating a room and can be a powerful friend or foe, according to its reflections. Cruel in its clear reflections it often exaggerates proportions and will call attention to defects, emphasizing and repeating whatever is placed within its scope. What a body of water does for a landscape, a mirror does for a room, contributing light and life with its constantly varying glimmerings.


By adroit hanging, the mirror is given an opportunity to perform a definite function. If the room *(continued on page 572)*

*To bring color and sparkle to the plain wall of this sunroom a mirror has been used as a reflector for the floor lamp beside it*

*The beauty of simplicity is shown in this pleasing room of Colonial inspiration where the girandole mirror (an example of an early American art) is the sole wall decoration*











# THROUGH THE MODERN LOOKING GLASS

Drawn for The American Home

BY LURELLE GUILD

*Old frames and designs as well as the oddly shaped new forms have made of these mirrors not merely useful reflectors but decorative bits of furniture*





*"A lesson in harmony and decoration" this room might well be entitled. Every furnishing has been chosen with the whole picture in mind, the bookcases being particularly well done. (Photograph by courtesy of James McCreery & Co.)*

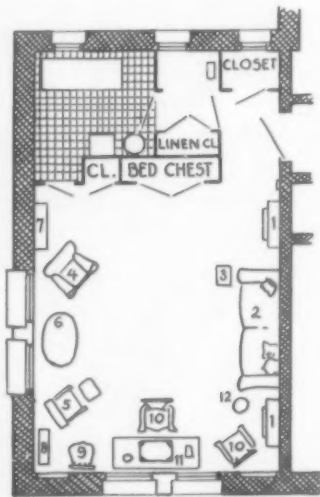
## Furnishing the combination room

*Where space is limited furnishings must be especially carefully chosen and attention paid to color and balance*

**N**EW things for the home, a multitude of them all through the stores, and many of them are lovely. But when you sleep, eat, and entertain in one room, as many must do nowadays, careful selection becomes a paramount necessity. It may be that you are a business woman living in a city one-room apartment, or a "roomer" in a small city or suburb. Often the little householder in the suburbs has the same problem, for every foot of space means money in rent or land cost. Therefore, the rooms are fewer than they would be under other conditions, and some of them have to do double duty as living room and bedroom.

The picture at the top illustrates several outstanding points worth our careful attention. It is a delightful setting, not inexpensive exactly, although

LUCY D. TAYLOR



*A double-duty room that will repay careful study. (See key at the end of the article.)*

far from being extravagant. But you can accomplish equally characteristic results with whatever you can afford to pay, provided the real decoration points underlying the things shown are clearly understood. That's the joy of it all. The mantel might disappear into fairyland; the sofa might become a simple deal table, the easy chair a wicker chair; yet if we were handling the room from the same understanding of character expression, as shown with these more expensive materials, we could have it, unquestionably, interesting and attractive.

In black and white reproduction, two points in our illustration stand out clearly. First, the two major furniture pieces are interesting in themselves. Whatever the rest of the room is they would give it style because they have style. If any room (continued on page 576)



# Modern Oriental rugs

*The reason for the low prices of some of these floor coverings*

FRED B. HALL and JOHN G. BECKER

*At right is a small rug which with good care will last a lifetime, even though it is not costly*



**T**HERE is an erroneous belief about Oriental rugs—that they are not meant for the purse of limited size, that there is not such an article as a “moderately priced Oriental rug.” The contrary is true, however, and the wise and careful buyer can find such rugs in great variety of sizes and colorings.

But first, let us look at the story of Orientals in America and the West, and the cause of this lowered price.

The use of Oriental rugs as floor coverings in the Western World goes back to very ancient times, for the commerce of the Mediterranean was largely concerned with bringing to the West the textiles and metal handicrafts of the lands beyond the desert. It remained, however, for the Crusades to popularize Oriental products in the homes of the many common people who had made their pilgrimages to Assyria and brought back with them, in addition to holy zeal, great curiosity about Eastern manufactures and a desire for the enjoyment of the same comforts they had observed in Mohammedan countries. From that time on Oriental rugs formed one of the principal items of commerce between the East and West. These rugs brought to the markets of the world were usually considered merchandise only for the homes of wealth and power, and this general supposition has remained current even to the present time.

So far as Oriental rugs had penetrated into American house (continued on page 554)



*For hall or narrow room the Oriental runner shown at left will bring a rich note of color, and will stand hard wear. The odd widths and lengths of these rugs make them desirable for small spaces*

*That genuine Oriental rugs are within the limit of the small budget is proved by the 6 x 9 rug above for \$97.50. Photographs Courtesy B. Altman & Co., Stern Bros., Richard Averill Smith*

# ELECTRIC SERVANTS THAT WORK AT LOW COST

Photographs by courtesy of Thos. A. Edison, Inc., Beardsley & Wolcott Mfg. Co., Premier Duplex Vacuum Cleaner Co., Finnell System, Inc., Whirldry Corp., Ponsell Floor Machine Co., Handi Washer Co.



Weighing but 20 pounds this handy washer above fits into small space. Runs on any electric current and has self-adjusting wringer. Capacity 2 sheets and 2 pillow cases or equivalent. (\$64.50)



This good-looking utensil called a Siphonator (right) has 2 faucets and compartments, one holding boiling water. Makes coffee in 15 minutes by the new siphonating method. Keeps hot without further boiling. (\$17.50)




An addition to any breakfast table is this automatic toaster, browning two slices of bread at once, opening automatically when toasted. (\$15)



Floor cleaning, waxing, and polishing is made easy and pleasant by this easily managed machine above. Its rotary brushes electrically driven clean as well as polish. (\$87.50)



Above is an excellent machine for the small apartment. Weighing less than 8 pounds, it is easily handled and is excellent for cleaning furniture, its small brushes readily getting into corners. (\$40)



This waffle iron is a delightful adjunct to informal meals where it may well hold a place of honor at the table. (\$9.95)



A small portable washer (right), self emptying, stows away in small corner, and dries clothes by whirling motion. Capacity 5 shirts, comes in all colors. (\$59.50)



Supplementing the well known floor polisher is this new vacuum cleaner for rugs, furniture and draperies. Easily handled, easily cleaned after using, it is also most economical to operate. (\$89.50 with attachments)



# The big difference a few trees make

Old Scotch proverb: "Be aye stickin' in a tree, Jock;  
it'll be growin' when y'u're sleepin'"

H. ROSSITER SNYDER

**D**ID you ever see a blatant house?

This is the kind which, beautiful or not in itself, stands in the middle of a bare field and shouts at the passerby. There are no trees around it. The shrubs have not been ordered. It is a human-made obstruction to a clear vision of the greensward. There is such a thing as being obtrusively honest, disagreeably frank when it comes to houses, just as with people.

Good landscaping demands that a home be designed to fit its site. Or, if the site be flat and bare, that the aspect of the land be changed with shrubs and trees to soften the hard corners, the edges and roof-lines, to make the home melt into the surroundings. To accomplish this one may fit the home to a landscape already existent, being careful to save a few good trees near the foundations, or may make a planting plan for the plot if none previously existed.

Growing trees upon a bare house lot seems offhand like a discouragingly slow process in these days of haste for results. But investigation proves that certain shrubs and trees much more rapidly grow than one would think. In one summer a lowly Castorbean, if properly nourished, will grow as high as fourteen feet with leaves measuring four feet long.


Under cover of such plants as these, good for only one season, one may begin other quick growers of the perennial kind. The various Willows are perhaps the easiest planted, most rapid growers, for quick effect around a house. A simple Willow twig, prodded into the ground in spring will make roots and start growing.

What can be done with Willows in a very short time! How they will change a barn-like bare house into a home of rare charm in only three years. How lacy and beautiful a Willow tree is! And why should we sigh for Oaks and Elms when Willows will do all that in three years? Did you know that an ordinary twig of "pussy-willow" will sprout roots in a jar of water in your home in March and can be planted in the ground and become a thriving young tree before fall?

Common Privet demands attention as a fast-growing plant of exceeding ease of cultivation. With this again, the merest twigs, plunged into the loose soil, will take root in no time and start a healthy growth. No handling gingerly or holding one's breath while these are planted. They are just as easy to start as sticking a cane into the sod. Privet will grow to considerable height if left untrimmed. It may be grown as a hedge, or singly. By planting two twigs side by side and faithfully trimming the resultant bush in a low, round shape, Privet may be made to resemble Boxwood so closely that passers-by comment on the "lovely old Box" in front of the house. Boxwood, with its scores of years for growth, is too slow for very many of us.

In the close-up photograph of a foundation planting, Van Houtte Spirea is shown in bloom with Deutzia beside it.

These are fast-growing shrubs, well worth consideration when we are attempting to make the home melt into the landscape. In choosing flowering shrubs for foundation work, it is well to select kinds that bloom successively through the season, rather than having the glory all at once, but of short duration. Goldenbell (Forsythia) is the earliest flowering shrub of this type. Foundations should not be entirely hidden by banks of (continued on page 624)




Stripped of its enframing trees this Connecticut cottage would be blatantly commonplace. The setting gives charm



The beauty of a possession may not be fully realized until it has been lost. See picture at right



The old Bartholomew homestead at Guilford, Conn., before the old tree, that had succumbed to disease was removed



*When Rose bloom is aplenty in the Baltimore garden of Mrs. R. D. Hopkins. Polyanthus around the sundial, large flowered Bush kinds beyond and Climbers drape the wall*

## First steps in rose love

*Two score easy growing rugged varieties that will give you a real introduction to good kinds*

G. A. STEVENS

CONSIDERING only Roses which bloom throughout the growing season, the "easy" Roses are those which grow most vigorously, bloom most continuously, and are least trouble to take care of.

The grower who keeps to this type must expect to do without the finest flowers. Highest quality never accompanies quantity production. It is a demonstrable fact that *easy* Roses cannot be *best* Roses, for nothing that is very easy is ever very good. But the novice who knows little or nothing about Roses will be satisfied with them until his sense of discrimination is aroused.

There are no ugly Roses. They always have a grace of form, a charm of color, which lifts them above all other flowers. But the charm that many of these easy Roses have vanishes quickly, leaving unattractive, shapeless or discolored flowers which must be cut off or endured until new buds replace them. Fortu-

nately the new buds come quickly, for the easy Roses bloom pretty much all the time; they are chosen for their "activity," as one good rosarian says.

The most disturbing thing about gardens full of easy Roses is their monotony. There are relatively few that may be called "easy," and only a small percentage of those has received the advertising impulse which has done so much to turn many gardens into thickets of Radiance, Red Radiance, and Frau Karl Druschki. For that reason, selection should be made from those easy Roses which are less commonly grown.

Amongst the large, shrubby Roses which may be used in difficult places, the Rugosas are best because of their vigor, health, continuity of flower and beauty of their fruit. These are not for a small garden, but to border drives, to fill out fence corners, to make hedges, to natural-

ize on hillsides, to plant along the shore, wherever Roses are wanted and there is little opportunity or inclination to take care of them. I have found no Rugosas better than the two original species: rugosa, pale red; and rugosa alba, white. Most of the double forms are monstrosities; but Sarah Van Fleet has semi-double flowers of good color and shape. Conrad F. Meyer, pink, and Nova Zembla, white, are excellent in shape, but the plants are so rampant that they are exceedingly hard to control, and they are likely to freeze back badly in winter. For hedges or specimen use, F. J. Grootendorst with clusters of small, fringed bright red flowers, is very attractive throughout the season; its companion, Pink Grootendorst, has charming color at first, but the dead flowers hang on and disfigure the clusters badly.

Less vigorous than the Rugosas, and perhaps a trifle less hardy, is a charming shrub Rose Danaë, (*continued on page 620*)



# An early indoor start with seeds

*Taking you step by step through all the in-jant plant stages*

ELLEN EDDY SHAW

*Brook'yn Botanic Garden*

*The illustrations showing the progressive steps in raising young seedlings are reproduced by the courtesy of the Missouri Botanical Garden from its Bulletin.*

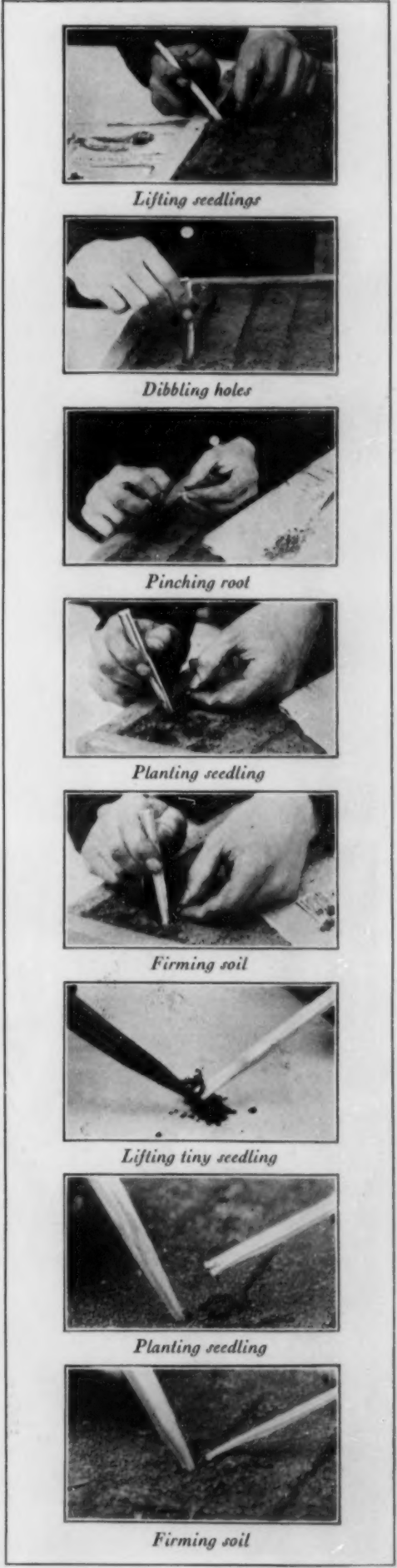

**L**ONG before you smell spring in the air and see green things in the ground you must start preparing for your outdoor garden. Before the frost has gone your seeds should be assembled and ready to start indoors. And when the time comes for the first seedling plants to go out, how happy one feels to have the material already grown at home!

It is possible to raise in your own home seedling plants just as good as you can buy of Tomato, Eggplant, Pepper, Larkspur, Pansy, and Dianthus; other annuals, biennials and perennials may be started at the time this magazine reaches your home.

There is a little technique in this business of starting seedlings indoors which you should know about before proceeding. A great many people have the notion that starting seedlings in the house is a sloppy business and that every available spot, including the bathroom, will be overrun with boxes, pots, and tomato cans. But don't you believe it!

Choose a nice sunny window and give it up to plant propagation. Perhaps the window sill is wide enough; if not add a shelf; or if you have an available table it can be placed close to the window. Buy a big tray, or have one made, of zinc, about an inch or two in depth, which fits the place required. Fill this with pebbles and upon this pebble bench place the flats in which seeds are to be sown. The seeds to buy depend entirely upon the plants you wish to raise. No one can tell you beforehand just what you want to grow, although this might be said: Do not start the seeds of most annual plants indoors; they are likely to get very leggy before it is time to put them out.

Flats are the best possible containers for the seed. Flats are wooden boxes about three to four inches in depth, and any length or width you may choose to make them. I suggest not making them too large, but rather having several small ones. A good size for women is fourteen inches long, ten and (continued on page 626)



# A really good Gladiolus for little money

*Not fancy novelties, but a select couple of dozen well favored kinds that could be had for five dollars*



ELIZABETH T. and JOHN R. LARUS

**T**O HELP while away a few rainy afternoons, we selected fourteen gladiolus growers who, in our opinion, issued the most representative and complex catalogs, choosing them with due regard to location, so as to include at least one from each general section of our country. We then tabulated the varieties that each carried, and prepared a final list of those offered by at least three of these growers. Those 350 varieties may then be fairly considered the best known and easiest obtained of the thousands in existence. Unless one is a fancier, it should be from this list that most of his additions should come. The extreme novelties will not, of course, have yet found their way into it, but for those of us who wish in our garden the best of the established sorts, it should give a very clear guide.

Almost universally offered, we find the

*By planting a few bulbs at a time at progressive intervals Gladiolus bloom can be had from August to frost*

salmon pink **MRS. LEON DOUGLAS**, not a particularly new variety, but one which because of its size and grandeur, commands instant attention. **MR. W. H. PHIPPS** is another magnificent salmon pink, noted for the fact that it opens up simultaneously ten to fifteen huge blossoms, and also for the purity of its color. In the same general shade, **CATHARINE COLEMAN** gives an equally fine spike, more graceful and almost as showy.

In the pure pink color class, we find **LONGFELLOW** and **GIANT NYMPH** the most popular. If restricted to one, **LONGFELLOW** would be the choice.

**SWEET ROSE** undoubtedly stands first among the rose pinks, its large rose to red throat enhancing its character and distinction.

In reds, it is hard to beat the old stand-by, **CRIMSON GLOW**, still a consistent winner in shows, and a faithful performer in the garden.

**PURPLE GLORY** has probably caused more discussion about its name than any other variety. Its color stands about midway between dark red and purple, but wherever you place it, it is worthy of inclusion in any list. Its ruffled petals add to its distinctiveness.

Great difficulty has been encountered in producing the blue shade in the Gladiolus. Advances are now being made, but so far there have been few outstanding varieties with anything approaching a clear blue tone. The so-called lavenders are quite "on the pink"; **MRS. FRED C. PETERS** is an exceptionally fine variety, but without this explanation could hardly pass for the lavender it is called. Its large throat mark is distinctive and harmonious.

Orange is another shade that needs qualification. Except for varieties showing the slender but more graceful growth introduced by primulinus blood, there is hardly a sort approaching spectrum orange. **LORICE** and **MARNIA**,—quite different from each other,—are both good, the former tending

*(continued on page 652)*







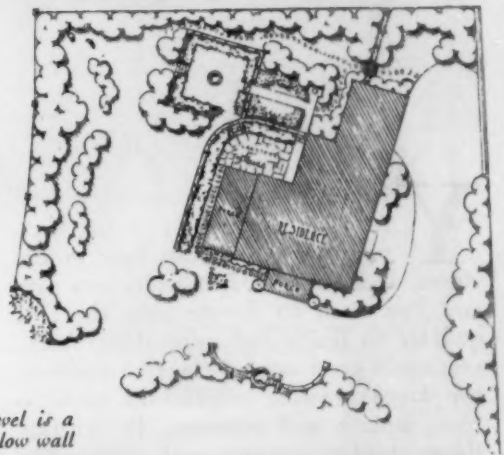
*The slope of the ground was almost imperceptible, but the terrace of native stone gave emphasis and permitted the making of steps down from the house*

## A little garden that looks big

*The pictorial and practical value of emphasizing slightly changing levels*

NORMAN K. MORSE

*Landscape Architect*




*On a third descending level is a rose garden enclosed by a low wall*

THE loveliest gardens, it seems to me, are those which descend by terraces from the house, or from the point of entrance. Each terrace is interesting in itself but forms a part of the garden scheme, which can be appreciated as a whole from the upper level, and also unfolds in interest and intimacy as we enter it.

In planning gardens it is not always possible to obtain this terraced effect, because the desirable location is so nearly level that there is no opportunity to change the grade. Levels are very deceiving, however, and a slope which may seem very gradual will often, on actual measurement, have interesting possibilities.

The garden of Mrs. Joseph Walton at St. Davids, in suburban Philadelphia, illustrates the opportunities on ground which seemed almost (continued on page 622)





*The Grape stands preëminent for adaptability and general all-round use in the small garden, whether for fruit or ornament, or both*

## Lots of fruit from little lots

*Let's get back to the old time habit of growing some really good fruit for the American home*

M. G. KAINS

**Y**ES, indeed! You can grow better fruit, even in your back yard than you can buy in the stores. It is only 25 feet wide, you say, and you want to devote only the rear quarter to fruits and vegetables? Well, you can't grow any of the tree fruits or the large growing vegetables such as corn, squash and potatoes. Better buy these staples anyway and devote the space to what the stores can't supply—at least in as high quality as yours—strawberries, dewberries, raspberries, currants, grapes and salads.

The sketch on another page shows one way you may do it. On each side, one foot from the boundary line place three grape vines eight feet apart. Alternating between them put two currant bushes. Parallel with these and four feet farther from the boundary set red raspberry plants two and a half feet apart in a row. Across the rear, two feet from the boundary line set dewberry plants 4 feet apart. Between these various plants set strawberry plants a foot to eighteen inches apart. During the first two years plant the remaining central space to small growing vegetables.

This plan calls for four currant, six grape, six dewberry, eighteen red raspberry and about a hundred strawberry

plants. The strawberries may stay where set for one or two years before the other plants need the space. Each year they will produce more than enough young plants to start a new bed on part of the vegetable area.

Before planting spread a wheelbarrow load of well decayed stable manure (or ten to fifteen pounds of pulverized sheep or cow manure) to the square yard and thoroughly mix it with the soil while digging as deeply as the spade will go vertically downward. After raking the lumps fine set the plants at the distances indicated and again rake the entire area to make the surface smooth and loose. Keep it thus all summer or when hot weather arrives apply a mulch of buckwheat or rice hulls, shredded peat, or other loose material to check evaporation.

When planting set currants one to two inches deeper than the earth marks on their stems, red raspberries two to three inches, and grape vines so the lowest bud is just above the ground. This encourages root development. Keep dewberry and strawberry crowns (the point where roots and stems start) neither above nor below but at the surface. If too

deep or too shallow they may die. A large flat trowel is the handiest tool to use when planting alone: a spade when you have a helper, especially when setting large plants.

If the roots are very long, shorten them a little with a sharp knife to facilitate planting; if broken or bruised cut off the injured parts. Always spread the roots out fan shape or like wheel spokes when planting and always tramp the earth firmly around them when set.

**GRAPES.** Of all fruit adaptable to the little yard the grape is preëminent for shade, ornament and fruit. It will adapt itself to trellis, pergola, arbor, porch, summer-house, veranda, wall or fence.

When planting, dig holes fifteen or eighteen inches deep and wide. Loosen the earth in the bottom with a spading fork. Shorten the roots to about a foot. Spread these out and throw the best soil next to them and tramp it down firmly. Cut off all puny shoots and shorten the strongest one to only three joints making sure that a plump bud is at each. When growth starts avoid touching the shoots as they are easily broken off. When their bases become woody cut back the weak ones to only one joint and one leaf to strengthen the main shoot. Tie this (continued on page 618)



# Three shrubs to think about

*Combinations of real beauty and edible fruit*

JAMES D. LUCKETT

*New York Botanical Garden*

ALMOST any tree or bush fruit might be regarded as a useful ornamental, if it were not for the fact that there is an aversion on the part of most of us to set out utilitarian trees and plants as decorative features of our gardens. Also, most of the tree fruits require too much space for a small garden, and the cultivated bush fruits, such as the Currant, Gooseberry, Blackberries and Raspberries, do not contribute much to the appearance of the home grounds.

Three shrub-like plants are now being offered by nurserymen, however, which combine beauty of flower, fruit and foliage with edibility of fruit to make truly useful ornamentals. These are the improved Adams Elderberry, the Dwarf China Cherry, and the High-bush Cranberry, all easily cultivated, and readily adapted to even the very small garden.

Everyone knows the common edible Elderberry, and most of us are acquainted with delicious pies and excellent wine that can be made from its fruit. The plants thrive in almost all situations and are often found on land too poor for almost any other shrub. They require very little care, the removal of the older canes from year to year sufficing to keep the plants vigorous and within bounds. If it is desired to restrict growth rather severely, the one-year-old canes can be cut back without injuring the plant.

The Elderberry is a handsome ornamental planted as a background for other shrubs. Also, it makes a splendid screen for outbuildings or to shut off unattractive views beyond the borders of one's garden. And, finally, the fruits attract birds which are themselves a desirable addition to every garden.

Two or three improved varieties of Elderberry are now being offered by nurserymen, probably the best of which is the Adams. This variety is a seedling originating with William W. Adams in Western New York, who has been seeking improved strains of Elderberries for several years. The berries of his new variety are unusually large, sometimes attaining a diameter (continued on page 624)



*The European Snowball (above) is a common acquaintance, but its fruit is bitter. Its American counterpart, the High-bush Cranberry, has decorative flowers and edible fruits*

*The common Elderberry, below, has many uses and is adapted to naturalistic plantings. Modern improved varieties have larger fruits more profusely produced*







# This HAND WROUGHT DESIGN

Adapted from an old Crewel Embroidered Curtain of the

late Seventeenth  
Century



INTO THIS splendid hand-made crewel has been wrought all the rich beauty, the royal dignity of the fine old crewel by which it was inspired—a XVII Century curtain hanging in the South Kensington museum in London.

A dramatic design worked in brilliant twisted wool yarn on an interesting heavy wool tapestry of curiously crinkled weave, it is a splendid representation of that crewel embroidery which graced the finest of XVII Century English interiors.

For hangings or furniture in the formal room it is a fabric of unusual distinction.

This embroidery on a fawn background may be delivered immediately. By special order it may be had on six shades of wool tapestry, or any other Schumacher fabric.


Many other authentic copies and beautiful adaptations of rare fabrics from museums or private collections are to be found at F. Schumacher & Co., side by side with original designs by the best of modern artists.

Linens, damasks, brocades, velvets, tapestries—fabrics for every decorative purpose, distinctive in design, superb in quality.

*"Fabrics—the Key  
to Successful Decoration"*

This helpful booklet will be sent to you, without charge, upon request. It is planned to help the woman who wishes her home to be successfully decorated, but has not the time or the inclination to make a deep study of Interior Decoration.

F. Schumacher & Co., Dept. D-3, 60 West 40th Street, New York. Importers, Manufacturers and Distributors to the Trade only of Decorative Drapery and Upholstery Fabrics. Offices also in Boston, Chicago, Philadelphia, Los Angeles, San Francisco, Grand Rapids, Detroit.



IN XVII CENTURY ENGLAND gentlewomen took pride in their beautiful crewel work—striking embroidery—in bright twisted yarns.

This splendid adaptation of an old embroidery is worked in brilliant yarns on a background of wool tapestry.

F. SCHUMACHER & CO

# Seed sowing chart for wherever you live

Earliest dates for setting plants or sowing seeds outdoors

## I. GEORGE QUINT

For the purpose of this planting guide the various sections of the country are grouped into five divisions to accord with the average climatic conditions

Section A includes Arizona, Alabama, Florida, Louisiana and southern Texas, the climatic conditions of which are about the same.

Section B includes Arkansas, southern California, Georgia, Mississippi, North Carolina, South Carolina, Oklahoma, Tennessee and Washington.

Section C includes the following states:

Northern California, Delaware, Illinois, Indiana, Maryland, Missouri, Kentucky, Kansas, Massachusetts, New Jersey, New Mexico, Pennsylvania, southern New York, Ohio, western Oregon, northern Texas, Utah and Virginia.

In Section D we have grouped Connecticut, Iowa, Colorado, southern Michigan, northern New York, Rhode Island,

South Dakota, Minnesota, Montana, Nebraska, Wisconsin and West Virginia.

Section E includes Idaho, northern Michigan, North Dakota, Vermont, New Hampshire and Wyoming.

Residents of Maine, Nevada and eastern Oregon should follow the chart for Section E, planting about two weeks later than the date given for Section E.

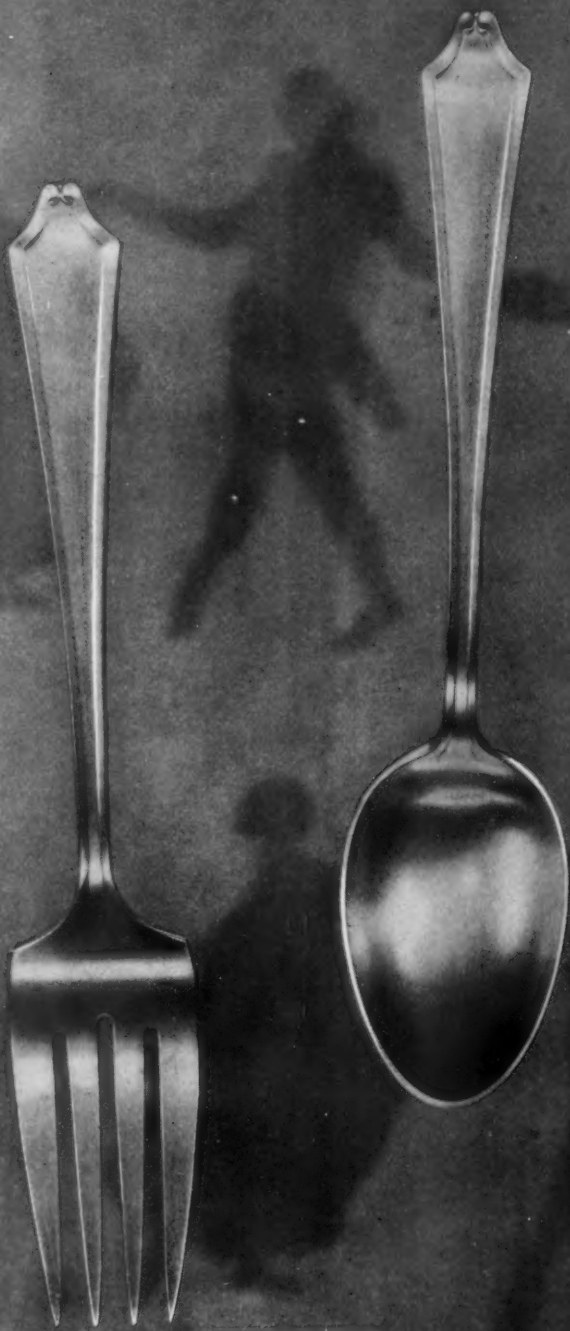
### ANNUALS, COMPLETING THEIR GROWTH IN ONE SEASON—WHEN TO SOW OUTDOORS

PLANT	BEST COLORS	A	B	C	D	E	DAYS TO GERMINATION	THIN OUT (INCHES)	HEIGHT (INCHES)
Acroclinium	White, rose	March 15	April 18	April 27	May 17	May 27	14	18	18
Ageratum	White, blue	March 17	April 20	April 30	May 20	May 30	12	18	12
Alyssum	White, yellow	March 15	April 10	April 28	May 18	May 28	9	12	7
Amaranthus	Purple	March 16	April 12	April 29	May 19	May 29	12	24	36
Anchusa	Blue	March 18	April 15	May 1	May 21	June 1	18	18	24
Anemone	Blue, pink, white	March 15	April 10	April 28	May 18	May 28	18	12	12
Antirrhinum	Varied	March 20	April 13	May 2	May 22	June 2	20	18	22
Arctotis	White, pink, orange	March 17	April 10	April 30	May 20	May 30	18	18	12
Asters	Varied	March 21	April 15	May 7	May 25	June 5	10	18	18
Auricula	Yellow, white	March 18	April 12	May 2	May 22	June 2	15	12	12
Balsam	White, pink, red	March 20	April 15	May 5	May 24	June 1	10	12	12
Bartonia	Yellow	March 15	April 12	May 3	May 21	May 30	21	12	15
Brachycome	Blue, white	March 20	April 13	May 3	May 21	June 1	15	12	9
Browallia	Blue, red	March 20	April 10	May 1	May 19	May 30	14	18	18
Calendula	Yellow	March 15	April 8	April 28	May 18	May 29	10	18	18
Candytuft	White	March 20	April 12	May 3	May 24	May 30	10	12	12
Centaura	White, blue	March 18	April 10	May 1	May 22	May 28	14	18	24
Celosia	Red	March 17	April 9	April 30	May 20	May 27	20	18	15
Chrysanthemum	White, pink, red	March 21	April 15	May 5	May 25	June 4	10	24	30
Cineraria	Varied	March 24	April 19	May 10	May 30	June 8	7	18	20
Cosmos	White, pink, red	March 20	April 12	May 6	May 25	May 30	9	36	40
Dimorphotheca	White, orange, purple	March 14	April 7	April 29	May 19	May 24	20	12	10
Eschscholtzia	White, yellow	March 17	April 12	May 2	May 22	May 27	8	18	14
Gloxinia	White, blue, red	Sow under glass					20	Pots	12
Godetia	Pink, mauve	March 15	April 10	April 30	May 22	May 26	20	18	18
Gourds		March 17	April 12	May 1	May 25	May 28	18	—	Vine
Gypsophila	White	March 15	April 6	April 28	May 18	May 22	25	12	24
Helichrysum	Yellow	March 25	April 21	May 12	June 1	June 9	8	18	24
Heliotrope	Purple	March 14	April 8	April 30	May 20	May 30	17	24	20
Larkspur	White, pink, blue	March 15	April 9	April 28	May 19	May 27	15	18	20
Lobelia	White, blue	March 21	April 15	May 1	May 26	June 2	8	12	6
Marigold	Yellow	March 15	April 7	April 27	May 15	May 26	7	12	18
Mignonette	Pale yellow	March 20	April 12	April 30	May 19	June 1	8	12	12
Mimulus	Yellow, red	March 21	April 19	May 10	May 30	June 7	14	12	8
Mina lobata	Yellow, red	March 18	April 17	May 8	May 27	June 3	22	12	Vine
Musk plant	Yellow	March 15	April 9	April 28	May 18	May 28	10	9	12
Myosotis	Blue, white	March 15	April 9	April 27	May 17	May 27	15	12	12
Nasturtium	Yellow, red	March 13	April 10	May 1	May 20	May 30	7	18	Tall & Dwf.
Nicotiana	White, purple	March 17	April 12	May 8	May 26	May 30	25	18	26
Pansy	Varied	March 12	April 6	May 1	May 15	May 24	12	6	10
Petunia	Varied	March 12	April 5	April 27	May 15	May 23	20	18	18
Phlox	Varied	March 14	April 8	April 30	May 18	May 27	20	12	12
Poppy	Red	March 15	April 10	May 1	May 21	June 1	20	18	18
Portulaca	White, red, yellow	March 17	April 12	May 5	May 25	June 4	15	3	6
Salpiglossis	Yellow, blue	March 17	April 10	May 10	May 25	June 2	6	24	24
Schizanthus	White, pink	March 15	April 8	May 6	May 17	May 27	10	9	12
Stocks	White, pink	March 11	April 6	May 1	May 15	May 22	7	18	18
Stokesia	Blue	March 10	April 5	April 26	May 15	May 21	20	15	18
Sunflower	Yellow	March 10	April 7	April 28	May 17	May 25	12	24	24
Sweet-pea	Varied	March 17	April 15	May 1	May 22	June 1	15	8	Vine
Sweet Sultan	White, pink	March 15	April 9	April 28	May 19	May 28	10	18	18
Verbena	Varied	March 17	April 11	April 30	May 24	June 1	10	12	24
Wild Cucumber	Yellow	March 15	April 10	April 27	May 20	May 30	30	24	Vine
Zinnia	Varied	March 13	April 8	April 25	May 20	May 27	7	18	24

(continued on page 544)



# INTERNATIONAL STERLING



MINUET

PICTURE EACH WITH YOUR HOME AS THE BACKGROUND. THEN CHOOSE!



Pine Tree

Georgian Maid

Fontaine

Trianon

Wedgwood

FINE ARTS DIVISION INTERNATIONAL SILVER CO. MERIDEN, CONNECTICUT

## Three ways to look at a pattern in Sterling

### THROUGH A DECORATOR'S EYES

"How well," you say to yourself, "will this pattern get along with my other things?"

This question is answered by a decorator of international repute, who has successfully used Minuet (1) with English interiors of Adam and Sheraton influence (2) in a pure American Colonial setting (3) in an interior effectively combining old and very modern pieces in a charming informality. He says of Minuet, "Wherever quiet good taste is the keynote, Minuet is at its best."

### THROUGH A COLLECTOR'S EYES

"Will Minuet be prized in the future?"

"Among all the silver patterns in my own collection," a much-quoted connoisseur of silver recently remarked before a gathering of collectors, "I have no pattern of a finer simplicity and charm than Minuet. It has character—integrity—and that, my friends, is the mark that distinguishes lasting art."

### THROUGH EYES THAT SEEK BEAUTY FOR ITS OWN SAKE

Minuet answers your gaze with the same delicate precision, the same matchless dignity and grace which characterized that stately dance of our forefathers—the Minuet.

Perhaps it is the blood of our forefathers in our veins which murmurs, "Choose this . . . for your own lifetime's delight, and for the delight of generations to come."

▼ ▼ ▼

6 teaspoons in this gracious pattern are but \$11. Or twenty-six pieces—an excellent foundation set—cost but \$73.35. Matching hollow-ware is to be had in Minuet, and in other International Sterling patterns.

▼ ▼ ▼

What pieces will you need first? The progression from a beginner's set all the way to an elaborate service is discussed in the most helpful of silver booklets—"Correct Table Silver—Its Choice and Use." It shows various International patterns, with pieces and prices on each.

With it will come the MINUET booklet, giving MINUET'S charming history. Send 30c—a fraction of their actual cost—for both.

INTERNATIONAL SILVER Co., Meriden, Conn. A. H. S-29

Enclosed is 30c, for which please send me "Correct Table Silver" and MINUET booklet.

Name \_\_\_\_\_

Street \_\_\_\_\_

City \_\_\_\_\_ State \_\_\_\_\_

## PERENNIALS, FLOWERING NEXT YEAR AND LIVING ON—WHEN TO SOW OR PLANT OUTDOORS

Perennials grown from seed do not always bloom true to type, as seedlings often vary in color and habits, especially hybrids. Sow seeds whenever possible, as

plants are expensive. Some will bloom the first season. These include Gaillardia, Iceland Poppy, Chinese Larkspur, Lychnis, Shasta Daisy, and Balloon-flower.

Plants should be set a little closer together than half their height, and later thinned. The following chart gives the most popular kinds.

PLANT	COLOR	A	B	C	D	E	DAYS TO GERMINATION	HEIGHT (INCHES)	PERIOD OF BLOOM BASED ON SEC. C
Acanthus	White	March 15	April 15	May 5	May 22	June 3	15	36	July—August
Achillea	Pink, white	March 17	April 15	May 5	May 23	June 1	17	30	June—October
Aconitum	Blue	March 14	April 12	May 5	May 20	May 30	16	60	August—November
Agrostemma	Crimson	March 15	April 9	April 30	May 17	May 28	15	24	July—September
Anchusa	Purple	March 20	April 16	April 30	May 22	June 2	15	48	June—September
Aquilegia	Blue, white	March 20	April 15	April 28	May 24	June 1	10	30	May—June
Arabis alpina	White	March 15	April 9	April 27	May 23	May 30	15	5	April—May
Aster	Varied	March 15	April 8	April 25	May 21	May 28	12	24	May—October
Bignonia	Varied	March 15	April 10	April 28	May 23	June 1	14	Vine	June—August
Campanula	White, blue	March 15	April 12	May 5	May 23	June 4	20	24	June—July
Carnations	Buff	March 21	April 15	May 4	May 26	June 2	20	12	May—July
Chrysanthemum	White	March 19	April 14	May 3	May 24	June 1	23	36	May—September
Coreopsis	Yellow	March 25	April 17	May 7	May 26	June 4	15	24	June—October
Delphinium	Blue	March 15	April 8	May 1	May 20	May 30	20	36	June—August
Dianthus	Varied	March 17	April 10	May 3	May 22	May 30	12	12	June—July
Digitalis	Varied	March 15	April 8	April 27	May 17	May 27	18	36	June—July
Echinops	Blue	March 18	April 11	April 30	May 20	May 30	15	48	July—August
Erinus	Blue	March 21	April 15	May 3	May 24	June 4	10	3	May—June
Eupatorium	Purple, white	March 14	April 8	April 26	May 15	May 26	15	24	August—September
Geum	Scarlet, yellow	March 15	April 10	April 30	May 20	May 29	20	18	May—September
Gypsophila	White	March 17	April 12	May 1	May 21	May 30	10	24	June—July
Heuchera	Red	March 20	April 15	May 5	May 24	June 5	24	18	May—September
Honesty	Varied	March 18	April 11	April 30	May 20	May 30	15	24	May—June
Iberis	Lilac, white	March 17	April 10	April 28	May 18	May 27	20	12	April—June
Incarvillea	Rose	March 19	April 10	April 29	May 20	May 30	18	18	June
Lathyrus	Varied	March 15	April 9	April 27	May 17	May 27	20	72	July—August
Lavandula	Blue	March 14	April 8	April 26	May 15	May 26	16	18	July—September
Lychnis	Orange, red	March 15	April 10	April 28	May 18	June 1	21	24	June—August
Malva	Rose	March 18	April 12	April 30	May 21	June 1	17	24	June—September
Phlox	Varied	March 14	April 8	April 30	May 18	May 27	20	36	July—October
Primula	Varied	March 16	April 10	April 30	May 20	May 30	20	9	April—May
Poppy	Varied	March 15	April 12	May 2	May 22	June 3	15	48	May—September
Pyrethrum	Varied	March 17	April 15	May 5	May 24	June 5	20	24	June—September
Rudbeckia	Purple, yellow	March 15	April 14	May 1	May 15	May 29	20	36	June—October
Salvia	Blue	March 14	April 15	April 27	May 15	May 27	15	36	July—September
Scabiosa	Blue	March 17	April 15	April 28	May 15	May 30	17	30	June—August
Sedum	Yellow	March 20	April 17	May 7	May 22	June 5	15	6	May—July
Thalictrum	Rose, purple	March 15	April 15	May 1	May 17	May 26	21	48	August—September
Valeriana	Varied	March 14	April 10	April 25	May 14	May 22	15	36	June—July
Veronica	Blue, white	March 20	April 16	May 3	May 17	June 1	23	24	May—October
Viola	Varied	March 17	April 15	May 5	May 20	May 30	14	12	April—November

## BIENNIALS, TO FLOWER THE NEXT YEAR—WHEN TO SOW OUTDOORS

PLANT	BEST COLORS	A	B	C	D	E	DAYS TO GERMINATION	THIN OUT (INCHES)	HEIGHT (INCHES)
Canterbury Bell	White, pink, blue	March 15	April 12	May 3	May 21	June 1	20	24	24
Foxglove	Purple, white	March 17	April 14	May 5	May 23	June 3	14	24	36
*Campanula	White, blue	March 15	April 12	May 5	May 23	June 4	20	18	24
Hollyhock	Pink, Red	March 15	April 15	May 7	May 25	June 5	15	30	60
Pentstemon	White, pink	March 10	April 10	May 1	May 20	May 30	20	18	18
Sweet William	Varied	March 12	April 12	May 2	May 20	May 30	14	12	12
Wallflower	Yellow	March 20	April 16	May 7	May 25	June 6	12	24	18

\*Perennial, but best treated as biennial.

**WHEN PLANTING** choose from your seedlings only the healthiest, strongest plants. Plants that have been checked by cold or severe drought, or that have recovered from an attack of disease or an infestation of insects, never produce maximum results; it is poor economy, even downright wastefulness, to use them.

Handle the plants carefully, being sure that their roots do not dry out. Undoubtedly a plant will endure a lot at

the hands of one of those geniuses who "have a wonderful way with flowers"; but doubtless, too, the less they have to endure, the more they can put into vigorous growth.

In the case of sowing seed saved from your own perennials plant as soon as the seed is ripe, outdoors; and again under glass about eight weeks before the plants can be set in the ground. Transplant seedlings at least twice, the first time as soon as they can be handled, the

second time, when they are about five inches high.

In setting out grown plants, whether bought from a nurseryman or collected in the neighborhood, the best time is while they are dormant and just before they start into growth. Follow these dates, and as a general thing, you will be successful; transplant in late summer or early fall any plant that blooms before July; transplant in spring any plant that blooms in or after July.





*Mrs. Robert R. McCormick*

from a portrait by an eminent painter. Mrs. McCormick treasures pictures, owning one of the finest Cezannes in the world, an exquisite Matisse, and other splendid moderns. Extremely versatile, she is, as well as a distinguished Chicago hostess, a painter of some note, and the breeder of a prize Guernsey herd on her place at Wheaton.

*In her Beautifully Appointed Town House*  
**MRS. ROBERT R. McCORMICK**



THE DAMASK-COVERED BEAUTYREST MATTRESS AND MATCHING ACE BOX SPRING. The Beautyrest has a center of hundreds of small, individually pocketed coils that insure lasting buoyancy. The splendidly constructed box spring has the same taped edges and stitched sides, making a comfortable, pleasing pair. Rose, light blue and lilac in this pattern and a medallion design in sea-foam green, beige and Venetian blue.

*has these Luxurious Mattresses and Springs*

ELEGANCE and luxury characterize the Chicago home of Mrs. Robert R. McCormick. Each smallest detail has been exquisitely thought out, from the Chinese brocades that hang in the entrance hall to the marvelous Aubusson rugs richly carpeting the floors.

There is an entire Adam room which came intact from England, and the garden was done by Vitale, who makes those charming Chinese shadow trees of iron.

And for this house of treasures Mrs. McCormick chose these most luxurious mattresses and springs—the damask covered Simmons Beautyrest Mattress and Ace Box Spring!

In this bedroom, done in the French and Venetian manner, their rose damask covers blend beautifully with the rose and apricot hangings. Mrs. McCormick, who is delighted with them, says:

“I can’t say enough in praise of these buoyant Beautyrests and the new Ace Box Spring. They are the last word in comfort. The rose fits the color scheme of the room perfectly, and completes the harmony of color and comfort.”

In furniture and department stores, Simmons Beautyrest Mattress, \$39.50; Simmons Ace Box Spring \$42.50; Simmons Ace Open Coil Spring \$19.75; Simmons Beds \$10.00 to \$60.00, No. 1581 \$32.75; Rocky Mountain Region and West, slightly higher. Look for the name “Simmons.” The Simmons Company, New York, Chicago, Atlanta, San Francisco.



THIS EXQUISITE BEDROOM in Mrs. McCormick’s home, has soft green walls, light rose organdy glass curtains with deep peach taffeta hangings, and a handsome Aubusson rug. In this setting of elegance, Simmons Beds No. 1581 fit perfectly, in green with apricot trim, and rose damask covered Beautyrests and Springs. This bed also comes in peach, mahogany, and walnut finish.

Already, 655,487  
 Beautyrests  
 in American homes\*


Every 54 seconds,  
 one more Beautyrest  
 in someone’s home!

\*These records are for the U. S. only.

**S I M M O N S**

BEDS · SPRINGS · MATTRESSES

BUILT FOR SLEEP



A room in the Hotel Piccadilly, New York City

## Spend a few dollars and save the hundreds you paid for floor coverings

**I**F you follow the experience of hotel keepers, the best housekeepers, you will protect your costly floors, carpets, linoleum and rugs. Hotel keepers know furniture is hard on floors and floor coverings. They protect both because it pays.

A few dollars for Bassick Casters and NoMar furniture rests protect floor coverings for which you have paid hundreds of dollars. You can't afford to neglect protection that costs so little.



### How NoMars prevent rug and floor ruination

Your bureau—your dressing table. Seldom shifted—always packing down the pile of the rug in the same spots. The end is ruin to the rug; scars that won't come out.

NoMars prevent this. They are broad and smooth of base, spreading the weight of furniture so it can do no harm. They are good-looking, too. Dark brown in color, nestling close against the floor—they agree perfectly with modern trends in furniture design.

NoMars are unbreakable. They won't scratch polished floors or tear carpets. Ask your hardware or house furnishing dealer to show you NoMars.

And try a set—they fit most caster sockets. The coupon below will help you get full details.



# BASSICK



### NO MAR RESTS

NoMars are packed 4 to a set, with sockets. Four sizes, for light, medium, heavy and extra heavy furniture. Size Width No. 1 No. 2 No. 3 No. 4 of Base 1 1/4" 1 1/2" 2" 2 1/2" (Set of 4) \$ .75 \$ .80 \$ 1.05 \$ 1.50



### CASTERS

Bassick casters are packed 4 to a set, with sockets. Many styles; three sizes, for heavy, medium and light weight furniture. Write for the new Bassick Caster and NoMar furniture rest booklet to guide your selection. It's free!

### The BASSICK COMPANY, Bridgeport, Conn.

You may send me the illustrated new service booklet which tells where and how to use Bassick Casters and NoMar Rests



Name.....  
 Street and No.....  
 City..... State..... AH-1



The stairway is typical of the period, and furniture and wallpaper complete the picture

## The Connecticut tradition in revival

Continued from page 514

of present discussion is a representative example of the traditional "salt-box" type expressed in modern form. The name "salt-box" was given in allusion to the general contour, with the central chimney rising above the ridgepole and the roof slopes falling away from it, resembling the old-fashioned wooden salt-boxes that used always to hang against the wall in New England farmhouse kitchens. The "salt-box" house usually has a single-pitched gabled roof, but the term may likewise be applied without impropriety to the closely related gambrel-roofed house.

When we say that the house at Farmington is an example of the traditional local type expressed in modern form, it is to be understood that the essential typical features of the ancient mode have been preserved while certain additions and adaptations have been made in conformity with the ideals and requirements of comfortable and convenient living to-day. For example, the old customary plan has been shifted about somewhat, both downstairs and upstairs, much to the added comfort of the occupants.

The house door opens into an entry, it is true, in the time honored fashion, and from this entry the stair ascends against the mass of the central chimney. Likewise, according to ancient usage, the living room (once called the "keeping room") occupies the whole depth of the house at one end. But there adherence to the old manner of planning ends, as one may easily see by comparison with the habitual scheme of arrangement that obtained in the early houses.

To the left, as you enter the house door, will be found the maid's quarters. From the entry a passage connects with a well fitted pantry, a feature undreamed of in the ancient "salt-box" dwelling. Beyond the pantry is a kitchen, fully appointed with all the most recent devices for

eliminating the element of drudgery from housekeeping. The kitchen occupies an ell-extension, a kind of addition often made to the early type of house when enlargement became necessary. The dining room occupies the space to the rear of the central chimney and has the advantage of a large bay window, another appropriate and pleasantly managed departure from the wont of an earlier age. Upstairs will be found an equally commendable readjustment of the traditional plan so that bathrooms can be properly provided for, and the guest room and bath can be conveniently separated from the rooms used by the family.

It is no exaggeration to say that a small house of simple character demands as much forethought and care in the settlement of its fixed interior decoration as does a house of four or five times its size, where the interior scheme is of far more elaborate description. It is not hard to understand why this should be so, if we think for a minute. In a small and unpretentious house there is so little to be done, comparatively speaking, that every least item of the fixed decoration assumes an importance out of all proportion to its actual size. One is vastly more conscious of its effect than they would be of the effect of the same thing in a place of twice the area. If the thing is good, its effect is relatively much greater than it would be in a large house; if it is bad, its effect is relatively much worse and one is more acutely disturbed by it. Hence the need of the most discriminating judgment in dealing with the interior architecture and fixed decoration of the small house. The house at Farmington bears witness to just such care bestowed throughout its interior.

The scheme as carried out exhibits a polychrome flowered wallpaper with a white ground in the entry and on (continued on page 549)



# The Connecticut tradition in revival

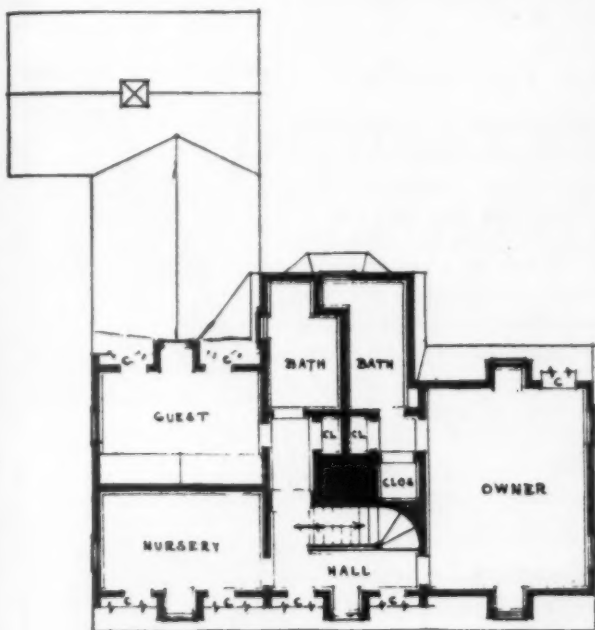
Continued from page 546

the staircase, while the woodwork is painted blue. In the living room the panelling, which is of exceptionally pleasant character in its design and detail, is painted a light, merry yellow which greatly enhances the cheerfulness of an already engaging room. In the dining room both the wallpaper and the woodwork are yellow, with a sufficient difference in tone to throw the accents in the proper places.


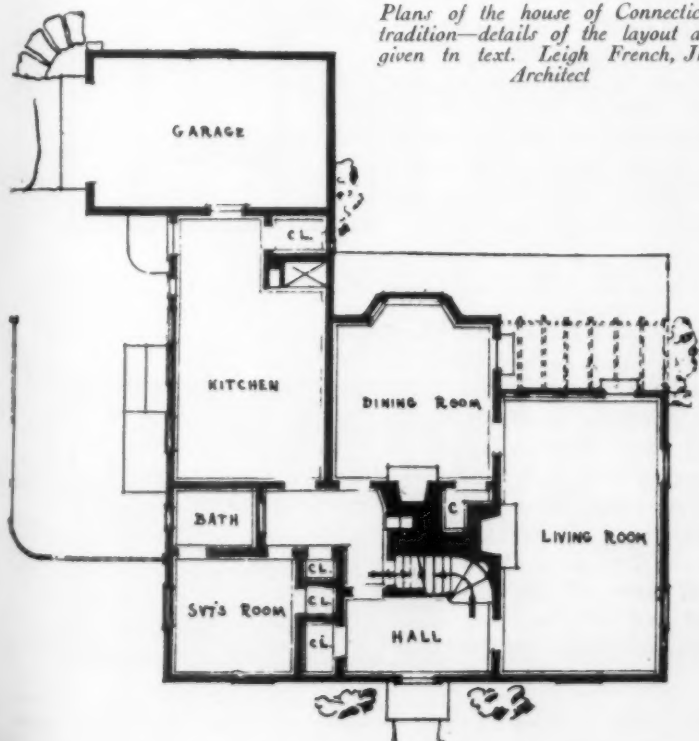
The guest room presents an especially arresting incident, both because of the compact and convenient arrangement of the berth-like built-in beds and because of the colors employed. The bedsteads, shaped valance boxes and other items of woodwork are painted a soft, slightly grayish green, the chamfers and cornice picked out in red; the taffeta bed curtains are the same color; and

the wallpaper has a predominantly green and yellow floriated and foliated pattern on a cream ground. The adjoining guests' bathroom is in rose color.

All the means by which the agreeable results are arrived at are of the simplest possible sort, but ordered by discreet judgment. The house is replete with interest and character, from whatever point of view we regard it. And not the least significant factor in the final result is the use of color understandingly employed. In respect of the color used, the house ought to give considerable food for thought to those timid souls who, in their anxiety to have their surroundings thoroughly "refined," consent to live in houses whose colorless walls and woodwork convey the impression of their being in an advanced stage of pernicious anaemia.



Plans of the house of Connecticut tradition—details of the layout are given in text. Leigh French, Jr., Architect



## The newest fashions in wall treatments

you will find in this free book



If you are building a new home . . . or if you are re-decorating . . . or if you are remodeling an old home . . . here is a valuable book that will help you.

"Fashionable Walls" is its name. It contains the newest ideas in wall treatments. It shows the ascendancy of decorative mouldings for cornices, wall panels, chair rails, door heads, mantels, etc. It illustrates the elegance, the grace which they impart to any room.



Not that the use of decorative wood mouldings is new. They have always been fashionable—in homes that could afford the price of hand-carving. But now every home can afford to use decorative wood mouldings.

This has been made possible—for the first time—by the introduction of Driwood Period Mouldings in Ornamented Wood.

"Fashionable Walls" contains the full story of Driwood Mouldings—the story of their depth and beauty—the variety of designs obtainable—how easy they are to apply—their adaptability to any type of room and to various periods of decoration. If you will mail the coupon below we shall be pleased to send you a free copy of "Fashionable Walls."

HENRY KLEIN & CO., Inc.  
General Sales Office . Dept. J, 11 E. 37th St., New York  
Branch Offices in  
Boston . . . Detroit . . . Philadelphia . . . and Pittsburgh  
General Offices and Plant . . . . . Elmhurst, N. Y.

**DRIWOOD**  
TRADE MARK REG.  
**PERIOD MOULDINGS**  
*in ornamented wood*



Top to bottom: Close-ups of Driwood Cornice, Panel moulding and Base used in illustration above.

HENRY KLEIN & CO., Inc.  
Dept. J, 11 East 37th St., N. Y.

Please send a copy of "Fashionable Walls" to . . .

Name . . . . .

Address . . . . .

## DEVICES FOR THE HOMEOWNER

Conducted by  
WILMA LUYSTER

*We are very glad to offer a shopping service for anything shown in The American Home. Send your check for the articles you wish to Shirley Paine (payable to her), care Doubleday, Doran & Company, Inc., 244 Madison Ave., New York, and she will order the articles sent to you from the manufacturer. This service is entirely without charge.*



### Bottle Brush

If you have ever washed a milk bottle, or, in fact, any other bottle, you know the difficulties involved, and you will appreciate this bottle brush. The cork screw end circles around the bottom, and the stiff bristles scrub the sides. A metal point readily scrapes loose any very hard material and a rinsing with hot water finishes the job. (30 cents)



### Milk Receiver

A sanitary milk receiver that is installed in the wall is one of the new things every housewife wants for her kitchen. It makes it possible for the milk man without entering the house to deliver the milk into a cabinet, from which the housekeeper receives it from the kitchen or pantry where it is installed. Of aluminum, complete with indicator. (\$7.50.)



### Water Pressure Sink Cleaner

One of the problems of the modern housewife is to keep outlets from sinks free. This cleaner, made of a high grade of rubber, combines the usual suction method of cleaning drains with pressure from the city water main. The suction loosens the stoppage and water is then turned on and rushes through under 60 or more pounds pressure to the square inch. It is made entirely of rubber and quite unbreakable. (\$2)

### Press Your Own Ties!

Wrinkled, stringy neckties are rejuvenated by this little device in the space of five minutes. You simply insert the tie, turn on the current and go about your own business. When you are ready for your cravat, it is ready for you. In this way the ties last much longer, and always retain their "new" look. It comes in steel, or in a case finished in crystal lacquer, or in one covered in colorful fabric. (\$2 and \$3)



### New Ash Receiver

With this unique system, the regulation ash can is placed in the elevator device shown above, and lowered in the specially constructed pit under the heater. When the fire is shaken the ashes are deposited in the can, and when the can is full a few easy turns of the handle bring it to the floor level, whence it is easily rolled off without any lifting of small ash cans. (\$90)

### Table Safe

When closed this piece of furniture looks just like a well designed table, created to do nothing more than any ordinary table. But, as the photograph shows, it opens to disclose a tiny safe, which is large enough to hold valuable papers, jewelry, etc. And it certainly is not the place a burglar would expect to find the family valuables. (In solid mahogany or solid walnut, \$44)




### Dynamo Flashlight

No worn out battery in this flashlight, rendering it useless on just that dark night you need it most. The secret is that there is a dynamo inside, and as fast as the current is used up more is generated. Anyone who has experienced a "dead" battery will appreciate this. Of regulation size it sells for \$10.



### Hose Reel Revolves on the Faucet

An improved hose reel revolves on the faucet and is attached or detached quickly. It is attached to faucet by a clamp, and thus the extra faucet in laundry or garage permits the reel and hose being used for more purposes than one. Easy to care for and out of the way when not in use. (\$4.50)







The Mellow Beauty of the Past

~reproduced for modern homes

IN the period preceding 1730, before the Colonies reached their era of prosperity, men made their furniture at home.

Clad in homespun and buckskin, these settler-craftsmen toiled by the light of tallow candles fashioning for strength, simplicity, and comfort. Unknown to themselves, they created a distinct style of irresistible beauty that will live and endure forever.

Stickley has devoted his life to collecting these rare Early American masterpieces. It is to the reproduction of this Early American furniture that the Stickley workshops have been dedicated.

Those who treasure authenticity, who demand quality, who enjoy the mellow beauty of the past, choose Early American by Stickley of Fayetteville.



Write L. & J. G. Stickley, Fayetteville, N.Y., for your copy of the attractive Stickley booklet F.

On display by the better dealers.

Tourists welcome at factory show-rooms five miles east of Syracuse on main highway—Route 5.

Also displayed by Lake Placid Club, Adirondacks.



BUTTERFLY TABLE 3011



CHAIR 4023



CORNER CUPBOARD 4017B

Early American BUILT BY

STICKLEY

OF FAYETTEVILLE



Cabot's



Attractive new home at Portland, Oregon. Roscoe Hemenway, Architect. Angel & Son, Builders. Cabot's Quilt, Cabot's Creosote Shingle Stains, and Cabot's Clear Brick Waterproofing are valuable features in this home.

## For the Health and Comfort of Your Family

**M**ANY people wonder how the same Quilt that keeps the home so warm in winter can also keep it cool on summer's hottest days.

The answer is very simple.

In winter the heat is inside your home, trying to leak out. Cabot's Quilt holds it back. In summer the sun's hot rays strike through roof and walls, but Cabot's Quilt holds them back.

Tests by the U. S. Bureau of Standards prove the superiority of Cabot's Quilt as an insulator for your home. If you care for your family's health and comfort, specify Cabot's Quilt for your new home, or install it in the home you now have.

Use coupon below for complete facts, with no obligation whatever

# Cabot's Quilt

Double Ply  
**Quilt**

← CUT COUPON ON THIS LINE →

*Samuel Cabot*  
Incorporated

141 Milk Street, Boston, Mass. 1-3-29  
Offices also at NEW YORK, CHICAGO, PHILADELPHIA  
KANSAS CITY, LOS ANGELES, SAN FRANCISCO,  
MINNEAPOLIS, PORTLAND, AND SEATTLE

Gentlemen: Please send me your QUILT BOOK.  
( Write your name and address in the margin below )



A stenciled decoration about the fireplace is a charming note for any room

## Stenciled floors—a new treatment

Continued from page 524

a deep yellowish tan and the center star dark brown.

But in both of these last named combinations, where the body of the floor is light and the center design is darker, this dark color will have to be picked up as an accent and repeated as a narrow strip, two to four inches wide, running around the hall about two inches away from the wall. Where the body of the floor is the darker color (as in the black and red combination) no such border is needed or even desirable.

You may think that the star is being harped upon somewhat insistently for the center design. The truth of the matter is that there isn't much room for variation. In the first place, the central position calls for *simplicity*; secondly, it calls for *radiation*. The star, in all its numerous variations

and modifications, supplies both. A plain circle, or square, or even octagon, would be simple enough, it is true, but these massive spots would give the impression that you intended to use your floor for target practice. The star is always full of life, reaching out, but never heavy.

But it is in the stenciled border where your fancy can go on a frolic. And there are many uses for well considered decoration in this form. For example, your living room floor may not be in good condition, and as the easiest way out, you have had it painted a deep red tile color. The rug in front of the fireplace or in the middle of the room is of moderate size, leaving a good part of the floor surface showing. You can dress up that room (continued on page 574)



The well known star design, a treatment suitable for the hall



# RITTER FLOORING

*Manufactured Exclusively from  
Appalachian Oak*

Residence of Walter K. Martin,  
Columbus, Ohio. Architects --  
Howell & Thomas, Cleveland, O.



...not merely Oak, but the *Most Beautiful Oak*




Of course you expect to have Oak Floors in your new home -- but in looking at different oak floors have you noticed that some are much more beautiful and refined than others?

A uniform grain, a texture of velvet-like appearance . . . each strip blending with the others -- these are the qualities that attract your admiration. And these are the qualities which have made Ritter Appalachian Oak nationally known -- nationally preferred!

Consult with your architect. He will tell you that Ritter Appalachian Oak reflects the ultimate in floor beauty. Ritter floors in your home will be a constant joy to you!

W. M. RITTER LUMBER COMPANY  
*Appalachian Lumbermen since 1890*  
GENERAL OFFICES: DEPT. A.H., COLUMBUS, OHIO





# Keeps You WARM in Winter


# —and COOL in Summer

**In WINTER:** Throughout the coldest weather the Kelsey Warm Air Generator fills every room with fresh, warm air, automatically humidified and in constant circulation. Think what this means to the health and comfort of your family.

The Kelsey has always been a marvel of economy; and now with a fan installed in the cold air duct, the heat is kept at an even pressure and the fuel bills are still further reduced.

**In SUMMER:** The Kelsey becomes a complete cooling system. Without the expenditure of a dollar for additional equip-

ment. The fan supplies every room with a current of cool, fresh air, again contributing towards the health of the family. And so with one installation, you have warmth in winter, coolness in summer, and comfort and health in both.



Type "R"  
KELSEY with fan

Let our booklet "Kelsey Health Heat" tell you all about it.

## THE KELSEY HEATING COMPANY

231 James St., Syracuse, N. Y.



BOSTON—60 Sudbury Street  
4 Merrimac Street  
NEW YORK—565 Fifth Avenue

Brockville, CANADA  
Dealers—Principal Cities



KELSEY HEATING COMPANY, 231 James Street, Syracuse, New York

Without obligation please send me your Free Booklet on Kelsey Health Heat. I have a . . . . . room house.

NAME . . . . .

STREET . . . . .

CITY . . . . . STATE . . . . .

Note—Arrangements can be made to purchase a Kelsey Heater on easy payments.

## Modern Oriental rugs

Continued from page 531

furnishings, they had been for the most part restricted to the Atlantic seaboard and to homes of considerable means.

The clipper ships from the ports of New England brought back to that barren country many fine Indian rugs and the so-called Turkey carpets. These pieces handed down from ancestors who were usually sea captains, have become the heirlooms of many proud New England families. The carpets, of course, came from Persia and were picked up in the seaports of Turkey and India although they were not fabricated in those countries.

With the World's Fair of 1893 in Chicago, American tastes were directed to a consideration of European ideas of design and choice of materials. Among the ideas imported was that the best of floor coverings were to be found in Oriental rugs. This was the period when the Kermanshah rug flourished. As a matter of fact, the rugs shown as Kermanshahs were not made anywhere near the Persian village of Kermanshah. These pieces coming into the American market sold in sizes of 9 x 12 and over, at prices varying from \$400 to perhaps \$2000. In those days, of course, this represented a much larger sum of money in purchasing power than the same figures do to-day, and these prices still created the impression that the Oriental rug was not to be considered except among families of ample bank accounts.

This general situation continued until the World War, when, of course, the embargo on shipping created such extravagant prices for the Oriental rug as staggered even the imaginations of Oriental avarice. In the period following the World War a change came over the entire rug situation. Many a large population in the East and Near East, being released from its normal occupation of war, went into the business of weaving rugs, thereby creating a large supply of this product which gradually began to accumulate on the wharves of Beirut, Smyrna and Constantinople. The development of rug weaving near the seaports in Asia Minor made it possible to produce Oriental rugs in large quantities and in the sizes fitted expressly to the needs of the American homes for which they were destined.

This brings us to the subject of moderate priced Oriental rugs as they appear to-day in the American market. First, there is the carpet from Asia Minor woven of very desirable wool in a sturdy, rough knot, that promises many years of satisfactory wear. The price, of course, varies for a 9 x 12 rug from \$175 to \$200, dependent somewhat on the quality of the materials employed, the skill with which the rug was woven and its desirability from the standpoint of design and color. Rugs reaching the American market below this price can hardly be called dependable, as they usually are made of inferior wools or are inferior in construction. The designs in the rugs first mentioned, are adapted to the de-

mands of the modern American home. They are in the soft, neutral tones of rose combining so well with nearly any interior decorative scheme that may already have been used. Blue and ivory also are frequently to be found in these rugs in combinations wholly pleasing to the eye.

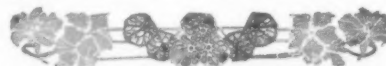
The rugs themselves, if properly treated and cared for, will give many years of service. They are not, however, everlasting any more than any other kind of floor covering is everlasting, and the wrong impression is given when such rugs or any Oriental rugs are sold with the idea of an unlimited guarantee of their service. Many rugs are on record that have been continuously used for more than two score years, but we venture the opinion that these rugs have not been in places where many footsteps passed over them during the day.

In the price group immediately above those first mentioned, or in prices ranging from \$225 to \$300 for a 9 x 12 rug a wide variety of choice comes into play. These rugs may come either from Asia Minor, Persia, China or India, and are to be found in colors of every hue and designs of every description. The Persian rugs are usually to be distinguished by their higher gloss and lustrous color. Those from Asia Minor normally have a tighter and heavier construction, and consequently, recommend themselves for places where continuous service is to be expected. The carpets from India resemble those from Asia Minor in many details.

It is understood that the price grouping applies to a rug 9 x 12 in size, which is the average dimension required in the American home. The question is frequently raised as to the square foot price of a rug, and many people are sometimes misled by the differences in wholesale and retail transactions. When rugs are purchased in large numbers, comprising many bales in a shipment, the only just means of purchase is by the square foot. When, however, the rugs are later taken from the bales and thoroughly inspected, some pieces will be found to be very much superior to others included in the same shipment, and it would not be fair to redistribute those rugs at one price.

Therefore in order to insure that value is given for each individual item of merchandise, the dealer in floor coverings must estimate out of each shipment a certain percentage of rugs which he will call his first grade and others which he will place in his second and third groupings. The criterion of selection in every case is the summing up of the weaving, the material (in this case, wool), the design and color of the carpet. In the end, these factors create a pretty definite standard of value on which the rug is properly priced.

These carpets, then, coming into the markets of America at a moderate price, either under \$200 or slightly over, constitute fine value in floor covering for that sum of money. In both the durability of the fabric and in beauty they add to any scheme of decoration.





# "No excess weight, my answer is — I just smoke a Lucky"

*George Gershwin*  
George Gershwin  
Noted Composer



"When people ask me how I keep in physical trim —with no excess weight, my answer is, 'I just smoke a Lucky whenever I crave over-rich pastries which fatten.' There's nothing to equal that wonderful flavor, so appetizing, yet never interfering with one's normal appetite for healthful foods."

GEORGE GERSHWIN

THE modern common sense way—reach for a Lucky instead of a fattening sweet. Everyone is doing it—men keep healthy and fit, women retain a trim figure. Lucky Strike, the finest tobaccos, skilfully blended, then toasted to develop a flavor which is a delightful alternative for that craving for fattening sweets.

Toasting frees Lucky Strike from impurities. 20,679 physicians recognize this when they say Luckies are less irritating than other cigarettes. That's why folks say: "It's good to smoke Luckies."

**Note:** Authorities attribute the enormous increase in Cigarette smoking to the improvement in the process of Cigarette manufacture by the application of heat. It is true that during 1928, Lucky Strike Cigarettes showed a greater increase than all other Cigarettes combined. This surely confirms the public's confidence in the superiority of Lucky Strike.

## "It's toasted"

No Throat Irritation—No Cough.

Coast to coast radio hook-up every Saturday night through the National Broadcasting Company's network. The Lucky Strike Dance Orchestra in "The Tunes that made Broadway, Broadway."

© 1929, The American Tobacco Co., Manufacturers

George Gershwin  
composer of the famous  
"Rhapsody in Blue"

Reach for a  
Lucky  
instead of  
a sweet.



# A fence...

... determines property rights

**Y**OU do not mind your neighbor borrowing garden tools . . . occasionally . . . you may even borrow one of his some day. You do, however, want to know when he borrows and you want him to come to you.

He will . . . if your property is enclosed by a Wickwire Spencer Chain Link Fence. It changes that area between your gardens from no-neighbors-land to two properties with a definite boundary.

These fences are inexpensive yet sightly and durable. Our trained workmen erect them without damage to grass, flowers or shrubs. There is a Wickwire Spencer Representative near you. Write the home office for details.

**WICKWIRE SPENCER STEEL COMPANY**  
37 East 42nd Street  
New York City

Worcester  
Buffalo  
Cleveland

Chicago  
Atlanta  
San Francisco

Los Angeles  
Seattle  
Portland



**WICKWIRE SPENCER**  
*Chain Link Fence*

## Guest room trifles

Continued from page 516

I would willingly have dispensed with rug, chairs, bed, everything in sight, in exchange for a nail file. Of course, I had one in my bag but my bag was still reposing at the station. Well, I would comb my hair and neglect my nails. Surely there would be a comb somewhere in such a lovely room. But no, the dressing table was barren. Slightly disgruntled I was about to descend to luncheon willy-nilly when bing! the not solely ornamental button on my cuff did a nose dive under the bed. In due time I retrieved the button but a prolonged search failed to reveal a needle and thread, or even so simple an article as a pin, in that "comfortable" guest room, and I had to reconcile myself to appearing at luncheon in a very dishevelled state of mind and body.

That episode has caused me to do a lot of thinking and a deal of wondering about people whose houses are beautiful to look at, convenient in the essentials, but absolutely lacking in the little things that make for real comfort. The conclusion that I have come to is that people either are or are not detail-conscious by nature, but that those who are not can train themselves to be. It is for their benefit that I offer the following hints in the hope that they may be of some help to them, as well as to their future guests.

The first step in organizing a guest room is naturally the selection and the placing of the furniture. The next step should be the selection and the placing of the bedding. Be sure you have enough blankets! And be sure you have them where your guests can reach them! In the event of a sudden drop in the temperature during the night an extra pair of blankets in the linen closet will be of little use to the guest who is growing stiff with cold in the guest room bed. Leave an extra throw at the foot of the bed in case of need.

Next, keep on the dressing table such toilet requisites as a brush and comb, a hand mirror, a clothes brush, a nail file, and even a button hook and shoe horn. Nine out of ten guests won't use them but the tenth may need them acutely and bless you for having them there.

And, since cosmetics have spread their insidious influence over the lives of most women, the perfect hostess should provide face powder and rouge for her female guests. The powder may be kept in the box in which it was bought or, better, be transferred to an ornamental powder box which will add to the attractiveness of the dressing table. One powder puff will do but the individual ones are much nicer and much more hygienic. You can buy them or make them easily by bunching together a bit of cotton and tying it with a little ribbon which matches the color scheme of the room—very simple, cheap and effective. You cannot be expected to supply the correct rouge for each guest but since most people are either blondes or brunettes they can use any blond or brunette rouge in a pinch. You should, however, have both varieties.

In the guest bathroom cold cream, talcum powder, hand lotion, bath-salts, tooth paste and shaving cream

should be available. Also, since accidents will happen, it is well to have on hand some kind of antiseptic such as iodine or mercurochrome, bandages, cotton, and adhesive plaster, as well as aspirin and bicarbonate of soda. Decorative bottles made especially for the bathroom are a great help in making the room attractive and can be ordered with whatever labels you desire. If you do not have bottles of this sort let me beg of you to put all medicines and toilet goods out of sight in the medicine cabinet. A green bottle with a commercial label proclaiming the efficacy of the contents in all cases of strain and sprain may be a sight to cheer the eyes of one who has just fallen down stairs but to the average healthy visitor it is merely an unornamental bottle of medicine and should not be on display.

Remembering that even experienced travelers sometimes forget that all important item of personal hygiene the toothbrush, a thoughtful hostess will keep a new one in its little sealed paper package on hand for just such an emergency. The pin family plays such an important part in our lives at times that it must not by any chance be overlooked. Provide your guests with safety pins, straight pins, hair pins and any other types of pins that you can think of, and in all sizes.


Then there should be the sewing basket fully equipped with needles, thread, thimble, buttons, hooks and eyes, darning egg, scissors and anything else that a person might conceivably want for mending clothes. Some thoughtful thread companies market little spools of darning silk in selected colors, twelve in a box; for just such uses as this they are perfect.

Shoe polish, polishing cloths, and brushes may leave in the mind of some transient male, whose last minute dash from the office has not left time for a shine, the impression that you are *the* perfect hostess. The installation of shoeshining equipment in the guest room is a cheap way to acquire this reputation.

For real guest-comfort a desk is essential in the guest room. Furnish it completely with stationery, ink, blotters, stamps, a pen and the little things like rubber bands and paper clips. Then for good measure put in the desk drawer a few sheets of heavy wrapping paper, tissue paper, and a ball of twine. These last items may seem unnecessary to you but I have found from experience that guests occasionally want them.

Of course a bedside table should be supplied with a lamp for the benefit of nighthawks who lie abed reading long after everyone else in the house is in the land of Nod. Matches, ash trays, and cigarette boxes (filled!) belong beside the lamp. Two little extra touches are a carafe of ice water and a small box of crackers. People's appetites, like their temperatures, vary, and some there are who like to nibble something before turning in for the night. They claim it has a soporific effect. For the benefit of those whose insomnia cannot be conquered by a biscuit it is a good idea to provide literature in the form of a few magazines (continued on page 571)





Unusual color harmonies faithfully reproduced. The soft gray WEATHERBEST side-walls charmingly set off with a WEATHERBEST Roof in variegated shades of Brown. At "Cheelcroft", Hohokus, N. J., by Arch't H. W. Cheel, Ridge-wood, N. J.

## Time . . . the real test . . . proves WEATHERBEST Stained Shingles Retain their Superior Color Charm

**N**EARLY all Red Cedar stained shingles look well when first applied . . . the real test comes only with time and exposure. There are seventeen years of stained shingle experience behind the WEATHERBEST special process of staining 100% edge grain red cedar shingles. Constant laboratory testing and a triple inspection before finished product is shipped provide a safeguard of dependable quality.

*WEATHERBEST materials and process have never been cheapened to meet price competition.*

Ask your own lumber dealer for prices and color samples. Many dealers carry standard colors in stock.

**S**END coupon for Color Chart and Portfolio of full-color photographs showing WEATHERBEST Stained Shingles in different combinations as they actually appear on homes. Enclose 10c (stamps or coin) to cover mailing and handling. WEATHERBEST STAINED SHINGLE CO., Inc., 2110 Island St., North Tonawanda, N. Y. Western Plant—St. Paul, Minn. Distributing Warehouses in Leading Centers.



*Top: an old home in Westfield, N. Y. Center: sketch furnished by WEATHERBEST to show changes suggested. Bottom: the modernized home. Ask about this free Service. and let us tell you how easily WEATHERBEST Stained Shingles can be laid over old wood or stucco sidewalls to give new appearance and better insulation—at a cost less than two paint jobs.*



**\$3000 in Cash Prizes for best examples of homes modernized. Send for details and enrollment blank. See page 584 for details of 1929 Contest.**



WEATHERBEST STAINED SHINGLE CO., Inc.  
2110 Island St., North Tonawanda, N. Y.

ENCLOSED is 10c (stamps or coin). Please send WEATHERBEST Color Chart and Portfolio of Photogravures showing WEATHERBEST Homes in Color. Also send book on Modernizing and Reshingling over old roofs and sidewalls with details explaining Old Home Modernizing Service. Please send details of \$3000 Home Modernizing Contest and enrollment blank.

# Weatherbest STAINED SHINGLES FOR ROOFS AND SIDE-WALLS

Name \_\_\_\_\_

Address \_\_\_\_\_

# SANI ONYX

## AVITREOUS MARBLE



**T**RULY modern is this new material for bathroom and kitchen walls, ceilings, wainscoting. SANI ONYX offers distinctive surface textures with colors of rare and exquisite beauty.

No substitute or makeshift, SANI ONYX is a superior product, fused from rock ingredients. More enduring than any known wall material, it does not crack, chip, check or discolor even after years of hard service. And there's never a penny to pay for repairs or re-decoration.

*Send for a beautiful free book showing installations in full color.*

### THE MARIETTA MANUFACTURING CO.

230 Brookside, Indianapolis, Ind., U. S. A.



## The story of a changed room

*Continued from page 517*

chair got a new frock of dull green but the majority of the pieces remained as they were.

After elimination came arrangement. The dear old lady had come into the house as a bride, when furniture was placed primly around the walls while the center of the room was left quite bare. In spite of the great number of chairs and tables which she owned, the stiff arrangement which had never been altered gave the room a barrack-like effect. So the room was promptly broken into smaller groupings of furniture which made conversation easy and delightful instead of stiff and strained. Little tables were close at hand to do service for the inevitable ash-trays and cigarettes. (Well-placed ash-trays, by the way, are an excellent method of insuring the long life of furnishings.)

The small tables and stands which were placed conveniently near chairs and couches also served to hold a few lamps which made reading not only possible but pleasant. Before the "revolution," these lamps had been used solely to light up dark corners of the room and had stood far away from any comfortable seats.

The old piano assumed a new dignity when relieved of its burden of photographs and small ornaments. A Paisley shawl was draped across its surface, and held in place by a charming bowl of dull blue pottery. The use of a piano as a "what-not" is always unattractive and in bad taste.

The granddaughter's deft touch also swept away the heavy, gold-trimmed table covers which had masked the nice patina of the old wood underneath. In some cases, where the tables were marred, she still used covers but substituted bits of old brocade or of plain silken fabric with a self-pattern.

No magic wand was employed in this conversion of the old living-room. The hodgepodge which confronted this young revolutionist was simply considered from two angles—comfort and appearance. With a little careful study of our own problems, any one of us can transform an unattractive room into one which is at least pleasant and homelike. To be comfortable in the true sense of the word, a room must be well arranged, no matter how excellent the individual pieces of furniture may be. There are no general rules for this but the grouping of furniture is the most important element in it. A couch or a large chair, for example, may form the center of the group, and several chairs with one or two convenient small tables should be placed in close relation to the central object. The same treatment should be given to other sections of the room, depending, of course, on its size and shape. It is rarely possible to bring all parts of a room together, nor is it entirely desirable. Smaller groups seem to be more conducive to pleasant, easy conversation.

The appearance of a room, as we have seen, may be vastly altered by arrangement and detail. The "finishing touches" are well named, as they have been the "finish" of many a room which started bravely out to be a real success! Few people realize the importance of the little things

which can make a home out of four bare walls. If you yourself are skeptical, experiment in your own room and you will be convinced.

Pictures, for instance, should never be hung purely from a sense of duty to art. A living room may be very charming with unadorned walls, and the effect is always preferable to a badly hung and nondescript collection. Moreover, there are other ways of breaking wall spaces. Bits of old brocade or of hand-blocked linen may be employed, and the insertion of a piece of unusual wallpaper in one section of a room is another solution for those who do not like bare walls. If, however, you prefer pictures as a means of decoration, select them with care and hang them with thought. An over-abundance of pictures is a common fault. Occasionally it is permissible to hang several small etchings on one wall because the black and white which is common to all of them is not likely to create havoc. With colored pictures, it is almost impossible to harmonize a diversified group. Moreover, a picture which you consider good enough to place on your wall should hang alone, so that the eye can focus on it for a space of time, without being distracted.

Small rugs are a trap for the unwary. People who have a weakness for them are apt to scatter them over the surface of their carpet like so many stepping-stones in a brook. A good small Oriental is not offensive even on top of a large rug, but a profusion of little ones in addition to a carpet gives a fussy and unattractive appearance to a room.

Lamps have an uncanny power of redeeming or spoiling an interior. If you have assembled a quaint Colonial room, with maple furniture and chintz upholstery and then cannot resist a lamp shade of ruchings, lace and gold braid, your previous efforts have gone for nothing. If simplicity is the note you wish to sound, your lamps should accent it. A room which shows French tendencies may be allowed a certain latitude in the way of elaborate bases and frivolous shades. Chinese lamps harmonize with some periods of English furniture, such as Queen Anne or Chippendale. A colorful pottery base with a parchment or silk shade goes with almost any type of room. Beware, however, of Italian and Spanish lamps unless your room is in keeping.

The ornaments in your room, like the pictures, should be few and well-chosen. The modern tendency is, in a certain sense, to do away with ornaments entirely. This does not mean that there are no knickknacks in a room, but simply that each serves a definite utilitarian purpose, whether it receives ashes, keeps cigarettes, contains matches or holds flowers or lends color to some dark spot.

The mantelpiece is almost the only place where ornaments are permitted to do nothing except look attractive. Here, it is always best not to overload. A pair of vases and a picture, or a pair of candlesticks and a bowl always make a better appearance than a welter of miscellaneous objects. There are, of course, exceptions to this rule of balance.



## How we built our house

Continued from page 515

estate. From this point of view any place that we bought should not only retain its value but show promise of increase.

Out in the suburbs everybody talks real estate values. We had heard as many stories about losses as we had about profits, and gathered that one reason for a drop in value was a lowering in the tone of the neighborhood; the building of a public garage or of a factory, or the coming in of something else that would be noisy and unpleasant. It followed that the only protection against such things would be through restrictions and zoning laws, and that the stiffer they were, the better.

The next thing to look out for would be deterioration of the house; whether or not something would happen to it that would run us, as the owners, into expense for repairs or rebuilding. I talked about this with everybody I knew, and learned a lot of things. For instance, a contractor told me that vertical cracks in a plaster wall did not mean much; that any house would settle, and that the plaster would crack while it was going on. But horizontal cracks were serious, he said, and might mean poor bracing and general weakness.

Having only \$3,000 in cash we were limited to houses costing not more than \$15,000; but when the real estate men found that there was that much real money waiting to be spent they tried to sell us everything from a two-room bungalow to a castle. But we knew pretty well what we wanted, and not being pressed for time, cruised all over Westchester County and even into Connecticut looking for it. If we had been hunting only for shelter it would have been easy, for there were plenty of good-looking houses of the right size at our price; but when it came to considering them as investments there was not one that measured up.

We knew that in owning a house we would have to meet interest, payments and a lot of other obligations that would not leave much for anything else, and that with our limit of \$150 a month we should be sailing too close to the wind to take chances. One unexpected repair bill might throw us off our calculations and sink us, so in going over a house our only thought was of what it would cost to keep up and to live in. From this point of view we had to consider the stoutness with which a house was built and its proof against depreciation; the probability of future repairs, and the cost of heating and of general care and maintenance.

The method that we worked out was, first, to size up the neighborhood and to find out about restrictions and zoning laws. If these were all right we would go inside and be stone deaf to what the real estate man was saying about tiles and decorations and fancy trimmings and the folding ironing board. Those things could wait until we were convinced of the value of the house itself.

It did not take us long to see that if there was cheap material and poor construction in one part of the house there would be cheap material and poor construction all over it. If the roof was built with bare wire nails

instead of nails that were rustproof, for instance, the water pipes were pretty sure to be of such poor material that in a few years they would be so rusted that there would be a stiff bill for replacement.

If a cellar was unfinished, if the ceiling was not plastered, it was there that a house gave itself away. The plumbing pipes are exposed and we could see what they were; stains on the floor and walls showed that the cellar was damp in wet weather; looking over our heads we could see whether the first floor was single or double, and, if it was double, whether the under floor was diagonal, as it should be. If the floor beams were well braced the whole house was generally stiff, while if the braces were badly put in or were left out, the upstairs floors would creak and so would the stairs.

We would go over a house looking for cracks in the plastering and for opened joints in the woodwork; spots on ceilings and walls that showed that there had been leaks in the roof and under the window sills; smudges around window frames that were made by air leaks that would run up the coal bills. And, of course, we studied the roof, inside and out. We always looked at the hardware, for we found that if this was cheap, plated stuff instead of solid metal all of the fixtures and fittings would be the same. They might look all right when they were new, but it would not be long before they would be shabby.


We found a good many houses that were well built, of course, and that we would be glad to own; but when they were our size the price was too high, and if the price was right they were too small. We were pretty well discouraged; but, in talking things over, began to realize a little fact that had not occurred to us before. This was that if we bought a house we should be paying someone a profit; that undoubtedly we would be asked to pay more for a house than it had cost to build, and that if our \$3,000 was enough of a starter for buying a house it could also be a starter for building one. This put an entirely different aspect on the situation, and we immediately decided to build.

(To be continued)

### COMMENT:

Considering a house as an investment: In Colonial times, when transportation was difficult and people had little incentive to move about, a house was built with the idea that it would shelter its family for generation after generation. Under our modern and changing conditions any one of many reasons may call for removal almost over night, and the buyer of a house should have in mind the possible need for quick sale. Taking for granted its acceptability on other points, the house in widest demand is free from anything unusual in design, decoration or equipment. The inclusion of anything not accepted as standard reduces the chance of quick sale at full value.

Concerning the need of attention to zoning laws and restrictions: A case in point is one of the most charming of the New England villages that (continued on page 571)



## This Happy Solution Of The RADIATOR Problem Made Possible with ROBRAS 20-20's

THE truth of the matter is, the house had long stood vacant. Its location was a most commanding one, atop a hill. It was, of course, windy. It did require plenty of radiators to heat it. So many, in fact, that you constantly felt their presence in every room. Those in the living room made a barrier four feet high, in front of the choicest windows.

For years a prominent Long Islander wanted that house. But he could see no satisfactory solution to those bugaboo radiators. Then he learned of our *in-the-wall-out-of-the-way* ones. The ones you have heard called the ROBRAS 20-20's. There was his answer. He bought the house. Now ROBRAS 20-20 Radiators are recessed in the wall under the windows. They actually take up only a fifth of the space and yet are decidedly more efficient.

We have a booklet that answers just the questions that are doubtless right now turning over in your mind. Glad to send you a copy.

**ROME BRASS RADIATOR CORPORATION**

1 East 42nd Street  
New York

Send me full details about the ROBRAS 20-20

A. H. 8-30  
Name  
Address



When  
Winter Lingers

LYLY a promise of Spring comes through the open casement while March blusters and a rollicking wind buffets the outswung sash.

Securely it is held against the sudden gusts, smoothly and silently it is opened and closed, and instantly adjusted. Equipped with Win-Dor Hardware all casement windows are made as convenient as they are beautiful. Win-Dor Operators and casement Stays afford perfect control. They are automatic and positive locking. They are inconspicuous and inexpensive. Win-Dor installation will make your windows easy to adjust, safe to leave open, and trouble-free at all times.

WIN-DOR Hardware is available in various finishes to match any window trim and can be seen and purchased at most hardware stores and all steel sash dealers.

**Win-Dor**  
CASEMENT HARDWARE

THE CASEMENT HARDWARE CO.  
402 E North Wood Street • Chicago, Illinois

CASEMENT HARDWARE HEADQUARTERS



At the left is a chair made by a five year old boy with the tools shown in case at back

## The child's own room for play and work

Continued from page 519

tools. Educators give these even to the smallest children to-day in place of toy hammers and saws. Little ones soon learn to handle big tools skillfully. Because of this experience in the use of real tools, I point to the little chair alongside the easel. This was made by my five-year-old son, practically without assistance, in the wood-working shop of one of the modern experimental schools.

In a nursery used by more than one child, it is desirable to separate the equipment. For that reason, the things used for the baby are kept separated, as far as possible, from the things used by the larger children. The latter like this plan because they know that if they build a large block house, an adult tending the baby at one end of the room is far enough away not to knock it over.

## A new hybrid Raspberry for the South

P. T. BARNES

EVERY garden from Washington south, even as far as Florida, may have Raspberries, for a new variety, the Van Fleet, a product of the genius of the late Dr. W. Van Fleet, thrives in the South. That is surely a boon to residents of the South, particularly to those Northerners who have migrated to the South.

Van Fleet is a strong growing bush, producing eight to sixteen canes growing eight to twenty feet in length when two years old. The flower panicles vary in size, many having 100 to 200 flowers, oftentimes more, and they all set fruit.

The fruits of Van Fleet are medium in size, rather soft, so it is not a good market berry, but a fine home sort. The fruits do not rot or spoil nearly as soon as those of our ordinary varieties. The bearing season begins just as that of Cuthbert closes and extends from two to five weeks. Two-year-old bushes have borne five to ten quarts each, and older bushes have carried a twenty-quart crop. The berries are dull red, sub-acid, of good quality.

In addition to its wonderful productivity Van Fleet is resistant to such diseases as anthracnose, leaf spot, leaf rust, and cane blight, to which our common sorts are subject. Leaf spot has been a great detriment to raspberry growing down South. Van Fleet has been thoroughly tested out by growing close to blocks of raspberries which were diseased.

Surely such a wonderful berry will form a lasting memorial to the late Dr. Van Fleet.

Late in 1907 seeds of *Rubus innomi-natus* were received by the office of Foreign Seed and Plant Introduction U. S. D. A. from E. H. Wilson who collected them in the mountains of China. These were turned over to Dr. Van Fleet, then Superintendent of the U. S. Plant Introduction Garden at Chico, California. From them he grew plants that bloomed in 1910. Dr. Van Fleet felt that if the size and flavor of our common raspberry varieties could be imparted to the strong growing habits and wonderful productivity of this Asiatic species, he would have something worth while. He succeeded!

Van Fleet has proved hardy in the North, having withstood below zero temperatures at Washington and passed unscathed through the winter of 1922-23 at White Haven, Mich., and Geneva, N. Y.


Prof. E. L. Lord of the Florida Experiment Station and F. A. Motz of the Virginia Experiment Station, have tested it out and given very favorable reports of it but Dr. Hedrick at Geneva, N. Y., is not enthusiastic over it, I understand. It will probably not be as much grown in the North as in the South. Still for the home gardener in the North who wants to extend his red raspberry season it will be found of interest.



# To Harmonize with this Lovely SHEFFIELD SUITE This Exquisite Bedroom Arranged for You by

THE STUDIOS OF STERLING & WELCH, CLEVELAND, OHIO

NUMBER TWO OF A SERIES OF ROOM INTERIORS BY AMERICA'S FOREMOST DECORATORS



The Sheffield Suite now displayed by leading furniture dealers everywhere.

The selection of the Sheffield, from a varied and splendid assortment of Berkey & Gay bedroom suites, by the Sterling & Welch Studios shows that furniture style and beauty are now well within the means of the average family.

This charming suite is Heppelwhite in style. The unusual beauty of the highly appropriate woods, and their new and modern handling, together with a soft, luxurious finish, lend it particular distinction. Beautiful carved overlays and hand matched woods are employed liberally. Special features of convenience are present, such as partitioned trays for jewelry; and the toilet table contains a plate glass tray for cosmetics. Features which are typical of the details and appointments found in all Berkey & Gay suites. Altogether, this strikingly beautiful

suite is a splendid example of Berkey & Gay style and workmanship, for more than three generations the criterion of furniture style in America. Visit your leading furniture store and view

this beautiful Sheffield Suite. Look at other selections of Berkey & Gay suites; watch your dealer's advertising for further important announcements. Berkey & Gay suites are priced from \$200 to \$6000

### DETAILS OF THE STERLING & WELCH BEDROOM

As an appropriate setting for this suite, the Sterling and Welch Studios suggest an ivory background with soft green and rose colors predominating. The floor is entirely covered with a seamless carpet in a soft shade of gray green. The ceiling and walls are painted light ivory; the panel molding is ivory with a slight cream glaze. The glass curtains are of a figured net, linen colored.

The lambrequins and hangings are waterproof cretonne with a rose tone floral pattern. The upholstered chair is covered with a striped green silk; the bench and small chair seat are covered with small figured linen frieze in softened tones of coral and green. The center ceiling lights and side brackets are silver with glass candle cuts and drops; the silk shades are rose colored.

The bedspread is green taffeta with piping and edging of rose.

Interesting, helpful room details and suggestions by leading authorities fill the "Furniture Style Book." A new chapter on Art Moderne Furniture and Decorations is now included. Endorsed by leading decorators. Send for the Furniture Style Book. Price, fifty cents—stamps or coin.

## Berkey & Gay Furniture

BERKEY & GAY FURNITURE COMPANY, GRAND RAPIDS, MICHIGAN; FOUNDED 1853  
NEW YORK: WHOLESALE SHOWROOM, 115 WEST 40th STREET



Furniture's Proudest Cost-of-Armo. Inset in every Berkey & Gay piece—your protection when buying—your pride ever after



**"for that half dead radiator"**

which will not "come to life" and heat no matter how freely you feed the fire

*We prescribe a Cadwell No. 10 Air Valve*

Such a radiator is "air bound." Steam has forced the cold air ahead of it to one end but cannot drive it out because the air valve won't work. Until the air can escape, steam cannot heat that end of the radiator and it will remain cold.



for steam heat only

Replace that worn valve with a Cadwell No. 10 Air Valve. It automatically expels the cold air, allowing steam to make the radiator hot all over. The Cadwell needs no attention, can't get out of order and is guaranteed to function perfectly for five years. Anyone can quickly attach it. Send no money; just mail the coupon.

**CADWELL No. 10 AIR VALVE**

Makes the radiator hot from end to end

Manufactured by **BEATON & CADWELL MFG. CO.**  
Established 1894  
NEW BRITAIN, CONN.

Send No Money

The BEATON & CADWELL MFG. CO.  
Dept. H-3, New Britain, Conn.  
If your dealer cannot supply you with the Cadwell No. 10 Air Valve, send us his name and we will send you one valve for \$1. Send no money; pay the post-man \$1 when it arrives.

Name.....  
Address.....



**What to look for when you buy or build**

*Continued from page 525*

assured good drainage prevails hollow walls will probably serve satisfactorily. Hollow walls are principally of hollow tile, concrete block or walls of ordinary brick so laid as to form an air space within the wall.

It has been my experience that the mortar bond in hollow unit walls is usually not as good as in solid walls producing, naturally, a weaker wall. The fact remains, however, that they are being used successfully in many homes. If you contemplate using this type of foundation I suggest you insist upon full joints and that the courses upon which floor beams, girders, etc. rest be solidly filled. Hollow walls are usually built at least four inches thicker than solid walls and the footings should be not less than four inches wider on each side than the wall.

Probably water has caused more foundation difficulties than has any other single factor. The presence of water should never be disregarded, and adequate means of controlling it should be employed. For our purpose water may be classified as drainage or the run-off of storms and what we will call "ground" water. The former is simply the usual drainage during and after a storm, a proportion of which sinks into the ground.

Drainage water seldom causes serious trouble. As a precaution try to so lay out the grading of the land surrounding the house that the

slope will be away from instead of toward the building. If this is not practicable on all sides provide some artificial means of diverting the storm water away from the building. It is a good idea to "damp-proof" the exterior of all foundation walls below grade. While it may not be necessary in all cases it is a *(continued on page 578)*



*Inside form for concrete foundation*



*Foundation in foreground is seriously deficient due to improperly filled mortar joints. Filling of holes in block would be an advantage*



*There is going to be some difficulty in getting a tight joint between sash and wall above*



*Detail of footing of old church in Virginia. Note how brick is stepped out to provide wide base*



# SPLIT EACH YEAR'S FUEL BILL IN TWO and keep half for yourself



That is literally how you save money with a Spencer Heater. There is nothing theoretical about it. You simply buy cheaper fuels. For instance, instead of using egg, stove and nut anthracite, you use No. 1 Buckwheat anthracite in a Spencer Heater, at half the cost of domestic sizes.

You know that small size fuels cost less. You would have a Spencer Heater in your basement this minute if you were sure that the Spencer can burn small size fuels efficiently. You can very easily assure yourself. Thirty-two years of constant testing and of everyday use have proved the Spencer, with its magazine feed and sloping Gable-Grate, to be the scientifically correct way of using all solid fuels for heat. \* Spencer owners will tell you that they get a better and more uniform heat from low cost, small size fuels, than they ever got from flat grate heaters with the most expensive fuel sizes.

The Spencer was first welcomed in anthracite burning communities because of the tremendous savings made by using No. 1 Buckwheat anthracite instead of the more expensive domestic sizes. It was soon discovered by users of other fuels. Coke and graded bituminous—any of these fuels used in a Spencer gives a cleaner fire and more uniform heat, with attention only once or twice a day. No wonder demand grew. As sales increased, so did manufacturing facilities. Prices were lowered. With today's prices, even the first cost of the Spencer is little more than the price you pay for ordinary heaters, and its fuel savings quickly pay its entire cost.

For any home or building, from bungalow to skyscraper, there is a cast iron sectional or steel tubular Spencer that will save fuel cost and give a better heat with less attention. SPENCER HEATER COMPANY, Williamsport, Pa.

## SPENCER steam, vapor or hot water HEATERS



### \* The Spencer scientific principle

Once a day, fuel is put into the magazine (A). It fills the sloping grate to the level of the magazine mouth (B). The fire bed always stays at the level shown at (C), for as fast as fuel burns to ash (D), it shrinks and settles on the Gable-Grate (E). As the surface of the fire bed (C) is lowered by this shrinking process, more fuel feeds down of its own weight over the top of the fire bed. Fuel feed is by gravitation—no mechanical parts, no smothering and deadening of the fire. Uniform depth of fire bed gives maximum efficiency with minimum fuel cost. Spencer Heaters, sold and installed by all good heating contractors, bring modern convenience to the neglected cellar. Write for the Spencer Book, "The Fire That Burns Up-hill." It explains the Spencer scientific principle in detail.



### What Spencer owners say


"This was our first winter with a Spencer Heater and, I want to add, our most comfortable one. Our heater has proved its worth many times over. It has given splendid results and at a net saving in our coal bill of \$105.78. It has done all you claimed for it, and I recommend it in the highest possible terms."

Ralph B. Clayberger,

123 Westminster Avenue, Merchantville, N. J.

# Let WALKER MAKE Your Kitchen

The kitchen of your new or old home should be modern. Our Kitchen Planning Dept. will be glad to prepare layouts from blue-prints or rough floor plans without obligation.



Model 112-R(L) Walker Electric Dishwasher Sink.



An old kitchen modernized by our Planning Service Dept.

## Modern Kitchens Mean Modern Homes

TO BE modern and progressive (and present-day living demands that of home owners) you must disapprove of hand dishwashing. Most of your activity in the kitchen centers around the sink; you can make that sink not only solve the age-old problem of dishwashing but you can build around it every modern influence for doing work better. Prejudice and skepticism about machine dishwashing disappear when you see the WALKER at work.

With present-day terms, you can buy a WALKER without embarrassing your budget. Do not put off using this new influence for a modern kitchen.

Let us send you an interesting story, "The Dawn of a New Day in Your Kitchen," that explains the WALKER principle and describes models for every requirement. WALKER DISHWASHER CORP. Dept. 1702, Walton St., Syracuse, New York.

Model 115 Electric Dishwasher Cabinet—3 Colors and White. Portable electric machine that your electrical dealer will furnish for trial and sell on easy terms. Side leaves available.



# WALKER

ELECTRIC  
DISHWASHERS  
Sink and Cabinet models

© 1929, W. D. C.

WALKER DISHWASHER CORP., Dept. 1702, SYRACUSE, N. Y.

Send Booklet, "The Dawn of a New Day in Your Kitchen," and special information about  Electric Dishwasher Sink  Electric Dishwasher Cabinet  Send instruction sheet for kitchen floor plans  I would like a demonstration.

NAME \_\_\_\_\_

ADDRESS \_\_\_\_\_

(Names of your architect, plumber and electrical dealer appreciated)



The small mahogany book cabinet on the left may be placed next to a chair or against the wall, and its top provides a convenient shelf for ornaments. The bookcase is made of pine and painted green. (Courtesy Stern Bros.)

## Housing your books

Continued from page 527

covers of the books may be ever so worn, if they are attractively housed, the effect will be pleasing. Certainly you, yourself, will be far better satisfied when surrounded by your old favorites than if you had a most harmonious array chosen solely for good binding and designed to please the eye but quite devoid of anything within.

Bookcases which are built into a room add materially to its charm even where one has only a limited library. Given a design or a working scheme, the average carpenter can do a good job of this kind and at a reasonable price but he usually needs a picture or plan to help him. These bookcases may extend from floor to ceiling, or may be any desired height. On either side of a fireplace, they are always delightful. If balance is required, although one's library is not extensive, the bookcases may be built with open shelves only half-way down and cupboards in the lower section. These cupboards, by the way, are usually worthy aids in keeping the room tidy and free from litter. Arched tops on bookcases give a curved line that is desirable in most rooms, but mouldings may be bought for the built-in shelves ready-made, which give an excellent finish, and beading can often be used to good effect.

The term "built-in" bookcases has been used here to designate the type in which the shelves set back, behind the wall level of the room. This is usually accomplished by means of a false wall, built out with wallboard, on either side of the bookcase. Another type of bookcase which has the effect of permanence but which is somewhat more practical in these days of constant upheavals and removals may be constructed by the carpenter or the amateur craftsman. It consists merely of a series of shelves held together by uprights at either end, but it may be notched to fit well

over the baseboard or floor moulding of the room, which sets it in, against the wall. When it is painted or stained the same color as the wall or woodwork, it becomes an integral part of the room. Its chief virtue is that it readily becomes a part of quite another room in quite another domicile by the simple addition of a new coat of paint.

For some mysterious reason, the bookcases made by an amateur craftsman always look better in pairs than singly. The nice sense of balance which twin bookcases impart to a room seems to obscure any defects in the workmanship that might otherwise be apparent. A good place for twin sets of shelves is beneath a pair of windows and the tops of the bookcases may be utilized as window-seats in this case.

One delightful room which I have seen, furnished in old English style, had walls of mellow tan plastic paint. An entire side of the room was devoted to books, the shelves being placed at wide intervals from one another, and stained a deep brown, without the addition of varnish. The soft color of the walls formed an admirable background for the books, and the whole effect was completely unstudied and thoroughly livable.

If you do not care for home-construction in your shelves, the shops offer innumerable solutions of your problem. Suppose, for instance, that the lines of your room require height in a certain spot, although your books are few in number. The bookcase for you resembles a grandfather's clock in its proportions. It may be had in a wide choice of finishes. I have seen it in walnut, lined in green with a nicely curved top, well adapted to Queen Anne furniture. It also comes in red and green lacquer effect at the modest price of \$55. Another bookcase of the same type which would (continued on page 568)





## PUT THIS AGE-LASTING BARRIER BETWEEN RUST AND YOUR HOME

**T**HERE is a way to be certain that the pipe you install will give *generations* of service — at moderate cost. There is a way to insure yourself against expensive pipe replacements that mar the beauty of your home.

That way is to insist on genuine, time-tested *puddled* wrought iron pipe.

For, in puddled wrought iron, each inmost fiber of the metal is protected by a rust-proof barrier of silicious slag. Kneading of the hot, pure iron in the furnace distributes this slag evenly and uniformly, leaving no loophole for destructive corrosion.

All Reading Pipe is genuine puddled wrought iron, made by the time-tested process. Your guarantees of pipe dependability and long life are the Reading name and the spiral knurl mark cut into every piece of Reading Pipe.

Look for the Reading spiral knurl mark—  
then you will know you are getting time-  
tested, genuine puddled wrought iron pipe.



# READING PIPE

**GENUINE PUDDLED WROUGHT IRON**

READING IRON COMPANY, Reading, Pennsylvania

- |           |   |            |   |             |   |            |   |               |   |              |
|-----------|---|------------|---|-------------|---|------------|---|---------------|---|--------------|
| Atlanta   | • | Buffalo    | • | Detroit     | • | New York   | • | St. Louis     | • | Fort Worth   |
| Baltimore | • | Chicago    | • | Houston     | • | Pittsburgh | • | Tulsa         | • | Seattle      |
| Boston    | • | Cincinnati | • | Los Angeles | • | Cleveland  | • | San Francisco | • | Philadelphia |



**"LE FERRONNIER"**  
*a new*  
**ORINOKA GLASS CURTAIN**  
*inspired by*  
*the exquisite tracery of*  
*modern ironwork*

**GUARANTEE**

*These goods guaranteed fadeless. If color changes from exposure to sunlight or from washing, merchant is hereby authorized to replace them with new goods or refund the purchase price.*

FROM the forge-studios of modern metal-workers came the inspiration for this new Orinoka glass curtain. We name it, "Le Ferronnier." It suggests the exquisite grille work so much in vogue today. The motif, authentically modern in itself, is reproduced in gleaming, lustrous threads on a sheer background, clear as crystal. The fabric may be had in a variety of soft, charming tints which will not fade. For, according to the smart idea, glass curtains need no longer be neutral in shade. They harmonize with the color scheme of the room.

This is but one of the new Orinoka light-weight casements, but its smartness and quality are characteristic of the whole line. Inspired by the new art and designed to conform to the new formality in decoration, they are

wholly modern and sophisticated. Yet it is not necessary to have a modern room in order to use them.

"Le Ferronnier," pattern No. 9627, is transparent, double-faced and does not lose its pattern when hung against the window.

It is an amazing thing that overdraperies and casements as outstanding in design and color and texture as these should be so very practical. Yet Orinoka fabrics have proved their beauty is lasting, and are guaranteed sun-and-tubfast. Ask to see the many new Orinoka drapery fabrics. At your windows they will add the touch that transforms and beautifies. Mail the coupon for our booklet of new Orinoka fabrics handsomely illustrated in color. It is full of practical suggestions for draping windows. It is free.

THE ORINOKA MILLS, 215 Fourth Avenue, New York

Please send me, without charge, the new 24-page Orinoka booklet, "Color, the Secret of Beautiful Homes."

Name \_\_\_\_\_ Street \_\_\_\_\_  
 City \_\_\_\_\_ State \_\_\_\_\_ 1416

# Orinoka



*A dignified home for books. Built-in bookcases are always a decorative addition to the living room*

## Housing your books

*Continued from page 566*

lend height to any room costs only \$35.

Suppose you are desirous of raising the line of your room. The hanging book-shelf is the very thing for you! Moreover, it is at its best just now, after having been in the discard for a considerable period of time. Its price depends, of course, upon its finish and its size. Unpainted shelves have the virtue of being easily harmonized with any wall and cost only a few dollars. A red shelf on a green wall, or an orange shelf against a tan background makes a nice spot of color. Beautifully constructed hanging shelves in mahogany or maple, which are especially suited to English or American rooms, have a small drawer at the bottom. They are priced from \$32 to \$45. If the new modernistic note appeals to you, I have seen excellent value in a painted wall-rack, at \$8.94. A bowl of ivy set in the middle of such a rack, or a small pot at either end, adds to the effectiveness and does not deprive your books of too much space.

The ideal place for books is, of course, next to one's most cherished reading nook, whether this be only a deep easy chair or an inviting couch. There are innumerable small bookcases constructed just to satisfy this human craving for the maximum of comfort with the least effort. First come the little tables with book troughs underneath. The top serves to hold anything you like—a vase of flowers, a photograph, your smoking accessories. The bottom holds your literary treasures. I have seen these in mahogany finish, costing as little as \$3.95, and very nice ones may be had for twelve or fourteen dollars.

Next in popularity come the little book cabinets which may be obtained in natural or painted wood, the latter making excellent night-tables for bedrooms. They have a flat top and an open front which usually holds a shelf or two, well spaced for books. One attractive stand of this type costs \$26, and more elaborate ones in fine woods run in the neighborhood of \$45.

If you want to introduce a little touch of modernism into your room, the bookstands of the moment are fascinating. As a rule, they are a haphazard collection of square pigeon

holes which are both commodious and convenient. In the new fine grained woods, they are apt to be expensive. One stand of particular charm is developed in walnut in a design suggestive of steps. The open section is painted green inside, and the bottom is a cabinet. This piece costs \$79.50. Much smaller in size but equally delightful is a modernistic stand suitable to place next to a couch or chair and modestly priced at \$24.40.

Bookcases about three to four feet in height and rather narrow in width are to be had in a great variety of designs. There are Sheraton, Adam, and Queen Anne types, as well as some which are French in feeling. They may be had at all prices and those which cost from \$22 to \$45 make a good appearance and are most attractive for the small library.

A secretary provides another solution of the book problem. The lower part is, of course, a desk, and the upper section will keep the volume you most prize in good condition behind its glass doors. Secretaries in green or red lacquer are delightful in most rooms. Everyone is familiar with the mahogany Colonial secretary which has been copied from such authentic models as have descended to us from the early days of our country. Many of these copies are very moderately priced and are so commodious that they are true space-savers in the small apartment.

There is another piece of furniture which lends itself well to the small library but is not often used for this purpose. This is the Welsh dresser. Fine oak pieces of this sort are naturally expensive but the idea of the dresser has been developed in unpainted and painted wood, whether as a member of the breakfast-room set or as an individual piece. I have seen a dull green dresser of this kind used in a living dining room. The cupboard space concealed linens and silver, and the shelves held books. The result was both attractive and utilitarian.

Lack of space should never deter you from adding to your library. With a little ingenuity, you can always devise a place for such books as you really want to own. Books are a vital part of your home, and their accumulation should meet with encouragement.



## How we built our house

Continued from page 561

possessed a life and atmosphere peculiarly its own, and that is a mecca for lovers of early architecture. With the development of the highway system its main street became part of the thoroughfare between two large cities, and now carries a continuous stream of traffic; passenger cars by day, and by night, and all night long, huge and noisy trucks. Sleep is well nigh impossible, and while property may some day be valuable for commerce it is ruined for residence purposes. Because any main street may become part of a through route, with traffic menacing to young children, a side street location may have advantages that should not be overlooked.

Considering unexpected bills for repairs or maintenance: In the locality in which Mr. Brown built his house the sewer and water pipes were laid and the streets were finished with paving, curbs and sidewalks, the share of his property being included in his purchase price. When real estate is

bought in sections without these improvements, the owner should be prepared for the assessment that will be levied on his property to put them through. This situation should be studied before the purchase is made.

Concerning good hardware: In contrast to Mr. Brown's careful examinations is the story told by a real estate man of a house-hunting couple whose search finally narrowed to two houses. "If they had asked me," he said, "I'd have told them that one was better built than the other, and would give them more value for their money. But they weren't looking for advice, and they made their decision because one house had a folding ironing board and the other hadn't; and they picked the poor house." Comment on such short sightedness is hardly necessary, although it is typical of many house buyers who think only of present conditions, and fail to consider the many causes that may lead to loss of value.

## Guest room trifles

Continued from page 556

and perhaps even a current novel or two.

Last but not least comes the closet. A dozen coat hangers, including ones which provide space for men's trousers, are by no means too many for the needs of some guests. You might have more. For the back of the closet door a shoe bag is a helpful article and they can be bought with various numbers of pockets and in various materials and colors. For the closet shelf a hat box would be a great asset. These also can be bought in any one of a number of sizes and colors. Then, finally, a pair of extra slippers and a bathrobe may prove useful in an emergency. Every so often there is a dinner guest who can be persuaded to spend the night instead of taking the milk train back to the city. He can paddle around in his bare feet but why expose him needlessly to cold floors? In case he has a wife you might provide a smaller and more feminine pair of slippers and a bathrobe as well.

And speaking of trains, if you are a suburban dweller, one of the most tactful ways of making a guest absolutely comfortable is to place all the necessary timetables in a convenient but not conspicuous place in the guest room. This obviates the guest's painful necessity of having to ask the hostess when he can go! And people who do not commute never remember to collect timetables in the station.

Many of the items which I have mentioned can be made to add to the attractiveness of your guest room as well as to its convenience if you use proper care in selecting colors. Blankets, lamp and shade, the boudoir set for the dressing table, hat box, shoe bag and hangers for the closet, desk blotter, ash trays, cigarette box, and bathrobes should all be chosen with the decorative scheme of the room in mind. Fancy boxes are so popular nowadays that it is easy to find ones which are suitable for holding the sew-

ing equipment and the cosmetics. In fact, for the latter use there are special make-up boxes which are conveniently divided into compartments and contain mirrors on the inside of the covers. If price is not an objection to you you can buy these boxes filled with every conceivable dressing table need. They run from \$12.50 up. To make your bathroom especially attractive select your towels, wash cloths, soap, bathsalts and bathroom bottles in one color. The latter can be had in a great variety of designs and add a distinctly gay note to any bathroom.

Lest you think that these extra touches are expensive luxuries which have no place in a modest home let me quote you some actual prices. Prices naturally vary in respect to quality, season of the year, and the store in which you are shopping; it is therefore necessary to add that I have in every case selected standard merchandise of good quality.

All wool blankets, fancy colors,	
per pair . . . . .	\$15.00
Down-filled comfortable, sa-	
teen cover . . . . .	15.00
Boudoir set for dresser, ten	
piece . . . . .	10.00
Cosmetics . . . . .	1.61
Bathroom supplies . . . . .	4.50
Assorted pins and hairpins . . . . .	.96
Sewing equipment . . . . .	2.17
Shoe polishing outfit . . . . .	.50
Desk supplies . . . . .	2.15
Lamp and shade . . . . .	4.88
Matches, ash tray, cigarette	
box . . . . .	1.15
Carafe . . . . .	3.50
Closet equipment . . . . .	2.81
2 pairs of slippers . . . . .	3.50
2 bathrobes (each) . . . . .	5.00

Extras	
Make-up box (empty) . . . . .	2.25
Sewing box (empty) . . . . .	2.25
Bathroom bottles, per bottle	1.00



## It's been said of Mettowee Stone

*"The pathway that blends naturally  
with its environment"*


OF variegated natural colors **Mettowee Stone** is rapidly displacing the cold, meaningless slabs of ordinary flagging. And irregular shaped pieces are, too, a modern development expressing an alluring sense of informality. Porch floors, terraces and interior floors also are places where this charming flagstone displays its harmonizing beauty.

Your nearest building material dealer will be glad to show you samples and places where it has been installed. If he does not carry it, write for the name of our nearest dealer who does. Also our illustrated pamphlet "S" will be mailed upon request.



VENDOR SLATE CO.  
EASTON · PENNSYLVANIA





## Make the roof Beautiful-- but PERMANENT TOO!

**The protection of LEAD** Build beauty into the roof of your home but make that beauty lasting with Leadclad. Of all metals Lead has been found to give the most permanent roof protection against the effects of weather and the ravages of time. The Pantheon at Rome has weathered the storms of eighteen centuries under a Lead roof. This is but one of the many examples of its permanence. This age-old protection of Lead is available for your home at low cost in Leadclad. Leadclad is strong sheet steel, thickly coated with PURE LEAD. Leadclad Copper is pure copper encased in an annealed jacket of lasting lead.

**Leadclad** possesses a beauty as permanent as the house itself. It is light in weight and low in cost. It can be used on any construction that will support ordinary metal or composition roofs. When you build charm and beauty into your home, protect yourself against fire, lightning, and costly upkeep with Leadclad.

**Leadclad Shingles** are made in six designs, one of which will harmonize with the architectural style of your home. A patented side lock keeps rain and snow from seeping under the shingles—no soldering or forming is required. A home roofed with Leadclad Shingles is fire and lightning proof with lower insurance.

**Gutters and Conductor Pipe** The Leadclad line of roofing materials is very complete. Gutters, conductor pipe and complete accessories are formed from Leadclad sheets, as well as Leadclad Copper. You can secure the lasting protection of Leadclad in gutters and conductor pipe for little more than ordinary galvanized. Get this lasting protection NOW for your home. For new dwellings or reroofing—consider Leadclad, you'll be money ahead. The complete story of Leadclad is told in "Defying Age and Time" a booklet which will be mailed to you free upon request.

**Wheeling Metal & Mfg. Co.**  
Wheeling, W. Virginia

A COMPLETE LINE OF GENUINE LEADCLAD AND APEX GALVANIZED ROOFING MATERIALS



Wheeling Metal & Mfg. Co.,  
Dept. D., Wheeling, W. Va.

Gentlemen: Please forward a copy of "Defying Age and Time" and facts about Leadclad. Yours very truly

Name.....  
Street.....  
City..... State.....

## Modern reflectors

Continued from page 528

is too narrow, a large mirror placed on the center side wall will serve to greatly widen its appearance. If, on the contrary, the room is wide and short, the mirror should be used, if possible, on one of the end walls, performing the same service in elongating the effect.

The mirror for the modern home should be selected with reference to the space it is to fill and must be sympathetic in outline to it. For example, if the space is higher than wide, a broad mirror should be used. In the same way the mirror should conform to the article of furniture over which it hangs.

When the first looking-glass made its appearance in America, it was highly valued and only extremely small ones were obtainable. These were luxuries only permitted the wealthy and were displayed by the fortunate possessors with great pride.

Architectural effects were adapted from Greek ornament and little scenes of painted glass were set in panels at the top. The gilded American Eagle was much in evidence and would top a mirror frame, holding in its mouth a string of balls or spray of laurel which would drop down the side of the border.

An extremely decorative group of mirrors developed at the time were the Girandole or bull's eye, those round convex glasses in flat frames usually supporting a spread eagle at the top and with thirteen gilt balls around the border, typifying the thirteen original states of the Union. All of these beautiful Colonial designs have been cleverly reproduced and the shops are filled with charming mirrors for every occasion, at prices within the reach of all. It is unreasonable to expect to buy a fine glass in an exquisite frame without paying the price that the workmanship and quality merit. Therefore it is wise to decide on a simple frame with a good quality of glass.

Having realized the many uses to which mirrors may be put, we must not overlook a few points about the actual glass that each buyer will do well to consider. A high grade looking-glass reflects white, but the poorer qualities give a green or blue cast. The cost of a good mirror is about double that of a poor one. There should be few air bubbles on the surface or polish holes which produce a so-called "bull's eye." No glass is entirely free from imperfections; however, in the heavier qualities these blemishes are less likely to appear. A firm quick-silvering will not come off and should last for years. Whenever a defect is noticeable, it is a simple matter for the manufacturer to correct it. A recent vogue has been the use of a gold solution in backing the glass and still another process called "lyco," a black backing. The latter gives true color, and reflection, and in the modern designs these three effects are often combined with excellent decorative results.

While carved wood frames are greatly to be desired, they are too expensive for the average purchaser. Consequently a substance known as composition has been used as a substitute. This medium has been so

improved that it possesses strong lasting properties and the detail of fine carving is faithfully reproduced by means of carefully prepared moulds, the frames being finished with charming effect. Formerly gold-leaf was used for frame decoration, but because of the time lost in handling and the difficulty experienced in preserving it, perfected gold powders and color are the accepted method just now.

Having formed a general idea of what to look for and expect in purchasing mirrors, let us review some examples available to-day. Every room in the house may be graced by at least one mirror.

The narrow, dark hall will be transformed into a seeming wide and bright foyer by a mirror hung so that the lighting fixture and opposite wall are reflected. Console tables with mirrors above have long been a favorite decoration for small halls. Highly ornate selections should be avoided and an unpretentious, dignified mirror will be in better taste. For those who like metal, there is a beautiful mirror framed in iron with a charming bird design in gold at the top which can be had for \$28.00. If this is more than you care to spend, a reproduction of a colonial mirror in mahogany and gold is in perfect taste at \$23.89 and a simple black and gold column effect can be found for \$13.89.

In the dining room, the mirror is used to reflect the side board and table appointments, adding brilliance and interest to the setting. Because of its long lines the side board is the piece chosen to be topped by a mirror. Over such an article of furniture a glass longer than wide would be the correct choice. It is here, however, that a copy of the Girandoles would find a suitable setting and they may be had in the 12" size for \$27.75, larger sizes in proportion.

A well chosen mirror is a valuable asset to the living room and should be given an important position because of its value in carrying out the decorative scheme. The mantel is the logical spot to be adorned and often a glass is set in the moulding over the mantel and from this center of interest the whole room is at its mercy. A good strong glass suitable for this purpose may be bought from \$1.20 to \$2.50 per sq. ft. The larger the plate of glass the more expensive it becomes relatively, because of the danger of loss through breakage incurred in making and handling.

If a detached mirror is used, it should have a dignified well designed frame not too decorative for the other furnishings. In these decisions your own good taste must be exerted, but it is safe to say that it is better to err on the side of simplicity than to go to the other extreme. Plain square and round mirrors with chaste narrow frames in gold or silver are being shown and for those who like a modernistic effect, these are particularly pleasing. Groupings that present an appealing reflection should be so arranged, that a first glance upon entering the room will disclose a charming picture.

It is in the bedroom or boudoir that the more (continued on page 574)



# ADEQUATE HEAT FOR EVERY ROOM GUARANTEED



## Even the waffle iron fails to bring the temperature up to 72 degrees

With the heating plant, the oil stove, the electric toaster and two flatirons going full blast, the living-room thermometer registers barely 65°. But the Cold Family Robinson fights on.


Father, struck with a hot idea, plugs in the waffle iron. But a fresh blast of chilly wind outside sends the mercury—down! Drawing his blanket closer about him he remarks that “that old iron never was worth a darn, anyway.” Mother, who considers that crack a direct reflection on her ability to make waffles, returns a look of ice.

Maybelle, shivering and humiliated to tears, calls up that detestable Warner boy and says she will go to the dance after all, if they go right away. (That’s one way to solve the problem!) “I got a fire in my snow house,” announces Junior,

“and it’s warm as toast. Let’s all play Eskimo and spend the night out there.” Sent off to bed without his supper, he’s glad—because Rex will snuggle close. . . . .

What a lot of trouble the Cold Family Robinson would have saved if, when building, they had used International Heating Service! The International Plan absolutely guarantees adequate heat—up to 72°—for every room, in any weather, with economy in first cost and operation.

This provides infallible assurance of a dependable furnace or boiler properly installed. It solves a vital problem for those who build, buy or rent. And applies to business buildings, schools, apartment houses, etc., as well as private homes. Write for full particulars about Complete Heating Systems guaranteed.



# INTERNATIONAL HEATER COMPANY

UTICA, N. Y., U.S.A.

MAKERS OF WARM AIR FURNACES AND STEAM AND HOT WATER HEATING BOILERS

International Heater Co., Utica, N. Y., (Dept. 200). Without obligation, please send full information about "Complete Heating Systems Guaranteed." Type of building.....

Heater..... Fuel..... Name and Address.....

## Window Screens Modernized!

**Rolscreens**  
TRADE MARK

- never taken down for storage
- roll up and down
- all metal construction
- built in with the windows

**R**OLSCREENS offer the home owner something more than clumsy protection from insects. These modern, all metal screens are in good taste harmonizing with architecturally beautiful windows.

They are scarcely visible having no awkward frames and the special electroplated "Alumina" wire offers a clearer vision often passing unnoticed. There are many worthwhile features of these modern window screens that are never taken down for storage. They are built in with the windows to be forgotten as they continue to serve.


No doubt you, too, will want them in your home. Rolscreens are adaptable to any type of window.

Write for illustrated booklet for more about Rolscreens



### A section

through guide showing lug in selvedge of screen wire which prevents screen from sagging. A "non-sagging" feature found only in Rolscreens.



ROLSCREEN COMPANY, 264 Main Street, Pella, Iowa

## Stenciled floors—a new treatment

Continued from page 552

wonderfully with a stenciled border in black. You should order your stencil for such a border ten inches wide, and place it to start three inches from the wall. Or again, we will assume that a plain all-over rug or carpet covers the floor to within two feet of the walls. You may now want to strike a decorative accent with a narrow border in a contrasting dark color four inches wide. Let this narrow band start eight inches from the wall.

For a children's playroom the stenciled floor offers many alluring suggestions and your imagination can run riot. Huge checkerboards can be stenciled and games of many kinds painted. In one delightful nursery a conventionalized border in Dutch blue was painted on a light gray floor. This tied up with the wood-work which was of the same blue, and touches of it were used as accents in the bunch of colors comprising the ornamental design which decorated the dainty light yellow painted furniture. Another play room I know of has a blue painted floor. Two feet away from the walls runs a narrow two-inch strip of black, and inside of that are two processions of black and yellow ducks marching (or, shall we say, swimming?) around the room. The ducks, each six inches long, are spaced to just about suit the measured steps of a three-year-old. In that particular home "walking the ducks" soon became a favorite game.

The playroom opens up a whole world of amusing, entertaining, or educative designs. Checkerboard arrangements in colors, and other simple geometric borders any mother could easily create. There is a rare pleasure in doing it yourself—even if you go no farther than to make the rough design. All you then have to do is to send your sketch to a maker of stencils

with an indication of the size desired, and a stencil will be made to your order at a nominal cost. A stencil is cut out of specially prepared heavy oiled paper. If you are going to apply your design yourself, it would be well to obey the following rules:

- (1) Place it in the right position on the floor. Be exact!
- (2) Don't have much paint on your brush!
- (3) Don't have your paint too thin or else it will run!

One reason for the zeal of the floor painting enthusiast lies in the unusual quality of some of the new high grade floor paints; they are virtually a covering. They offer a peculiar richness of tone and a most attractive surface, a comforting elasticity and a wearing quality that successfully withstands any amount of the hardest usage. They are sanitary and easy to keep clean; and can answer every decorative purpose of a far more expensive floor.

The teaching of art in our public schools is undergoing a revolutionary development. The creative ability of the individual pupil is being encouraged. Art education is less restricted, more alive; less pedantic, more inspired. Public taste is improving. Our boys and girls of to-day are the home-makers of tomorrow. Give your growing boy and girl an added incentive to exercise their own good taste and initiative by letting them work out a stencil sketch for the floor of their own rooms. Let them set their imagination to work and thus have the fun of being artistic creators themselves. By so doing they learn to appreciate the practicality of art.

[Names of reliable stencil makers furnished on request by Miss Weber who will answer all questions about this new floor treatment.]

## Modern reflectors

Continued from page 572

personal use of the mirror is demonstrated. A full length glass is quite essential to the successful toilet of the fastidious dresser. If you are fortunate and can afford one, there is a charming full length mirror to be had, in a plain painted frame arched at the top with a small floral panel decoration. At the bottom is a low shelf and the whole is supported by two cabriole legs.

There are all sorts and kinds of wall mirrors for over the dressing table. Copies of French mirrors for the more elaborate rooms and Colonial reproductions for the simple cottage bedroom. Of the less expensive frames, we find extremely simplified examples of 18th century mirrors often called "Chippendale." These are much in demand both in maple

and mahogany. I saw one the other day in size 12" x 24" as low as \$19.94. In the same group was a black and gold "spool" framed glass for \$13.89. For bedrooms furnished with maple or mahogany and decorated with chintz these mirrors will be quite suitable.

There is also the detached triplicate mirror made to stand on the dressing table. These can be easily adjusted so that milady can view her head from every angle. They may be found at \$32.00, with others at higher prices depending upon the quality.

The vital part that the mirror plays in the decorative scheme makes the selection of this accessory a serious study.

[Miss Daggett will answer any questions on mirrors and will aid in buying any of those mentioned above.]





THOUSANDS OF COUNTRY HOMES NOW COOK WITH THIS REAL GAS—PYROFAX



**“It’s the greatest joy ever . . .**  
*Greatest possible convenience . . . Gives very quick results”*

—Mrs. S., New York State

THAT is an endorsement of Pyrofax Gas Service by another happy housewife who is now cooking on a genuine gas range with real gas—in a country home many miles from the nearest gas main. Hundreds of enthusiastic letters come in to us from men and women who could scarcely believe such a perfect cooking service possible in the country until they had seen and tried Pyrofax.

Do not confuse Pyrofax with liquid fuels. Pyrofax is real gas, stored in steel cylinders and delivered by a nationally organized service maintained by one of America’s largest manufacturing corporations. Pyrofax is used only with genuine gas ranges because it is genuine gas. It burns with a hot, sootless, instantly controlled flame that makes cooking a real pleasure.

**CONVENIENT TERMS**

A small down payment enables you to start cooking with gas at once. Spread the balance over a full year, if you like. Pyrofax equipment, including the gas range of your choice and complete installation, is surprisingly low priced.

**AS LITTLE AS \$37.50 DOWN**

Every woman will be interested in the handsome gas ranges the Pyrofax dealer can supply with Pyrofax Gas Service. Modern ranges with every possible convenience. Those enameled in color are particularly attractive. There are shades of green, red, gray and blue to choose from. Or you can have spotless white and shining nickel combinations if you prefer them.

Whatever type of range will make you happiest can be yours, with this real gas service, to make your country kitchen a picture of modern cleanliness and convenience.

Only a small initial payment is needed to have Pyrofax Gas Service and a modern gas range installed in your home at once. Let us send you complete information and the name of the nearest dealer who can demonstrate Pyrofax and show you what handsome ranges are available with it. Return the coupon.

Pyrofax equipment, including the gas range of your choice and complete installation, is surprisingly low priced. Learn how easy it is to have this clean, convenient, economical gas service in your country home. Send the coupon.

**P Y R O F A X     D I V I S I O N**  
**CARBIDE AND CARBON CHEMICALS CORPORATION**

Unit of Union Carbide **UCC** and Carbon Corporation

Carbide and Carbon Building, 30 East 42nd Street, New York


CHICAGO—Peoples Gas Building    BOSTON—1017 Old South Building    SAN FRANCISCO—114 Sansome Street  
 CLEVELAND—Madison Ave. and W. 117th St.    ST. LOUIS—4228 Forrest Park Boulevard    DETROIT—General Motors Bldg.  
 MINNEAPOLIS—422 Washington Avenue North    TORONTO, CANADA—92 Adelaide Street West

**PYROFAX DIVISION     A. H. 3-29**  
**CARBIDE AND CARBON CHEMICALS CORPORATION**  
 (Please address office nearest you)

Please send me some of your interesting literature on Pyrofax and the name of the nearest dealer.

Name \_\_\_\_\_  
 Address \_\_\_\_\_

# "We planned new protection for new dangers.."



Free

Factful book on  
beautifying and  
protecting prop-  
erty.

**A**UTOMOBILES traveling at express speed . . . new dangers to children, pets and property.

**53 Service Plants erect fence everywhere**

A Page Service Plant near you will help you provide protection for these new dangers. Write for name and address and fence plan book.

Investigate!

Page Fabric avail-  
able in Copper-  
weld non-rusting  
wire—no painting  
—reduced upkeep  
—lifetime service.

PAGE FENCE ASSOCIATION

215 N. Michigan Ave., Dept. 13  
Chicago, Illinois

**PAGE 53 FENCE**  
America's first wire fence — since 1883  
CHAIN LINK — ORNAMENTAL WROUGHT IRON

## Furnishing the combination room

Continued from page 550

on any type of budget has one or two really forceful pieces of design in it, immediately there is a distinct quality of definiteness of character expressed. And when we walk along those furniture aisles in the big stores, it is worth while to recall this fact.

Save money for your "key" pieces of furniture and buy only when you are sure that you have selected something to set this characteristic tone. We shall discuss this point further later on.

In the second place, in this grouping there is a quiet diversity of things such as, within our means, we can all have. The little book niches, with either contrasting or the wall color inside, make delightful accents. If the room has nothing of this sort, we can still make a note that books add a distinct decorative feature when neatly assembled and often an otherwise bare space can be made attractive with even the simplest of bookcases painted nicely.

There is a third outstanding point to remember in this type of room which the black and white illustration cannot record for you. That is the importance of the definiteness of color contrasts. When I say "the walls are a beautiful soft green" you will want to walk in to sit down and enjoy them. Those wall colors are tremendously important. In a case such as shown in the picture, you can use a less interesting wall color than you can in a room where the textures of the upholstery are not as varied and subtle. But given, in this latter case, a fine wall color, good clean contrast of color in rug, draperies or furniture covers, you can have a good room even with very inexpensive furniture. Then if you select very cautiously the one or two pieces of equipment for keynotes, you can have exceedingly livable and interesting effects for very moderate sums of money.

Visualize this room with a soft green wall, a deeper green damask with roughish weave in antique style on the sofa, dull old red on the big chair, tan, green, red, and deep blue in the rug, walnut tables, very deep red vases, and the picture a gorgeous flower piece assembling all these tones. At once you know it is an agreeable place. One lamp is brass with a soft yellow shade bound with green; the other is a pottery base of varied colors upon a bisque or deep cream ground. The shade is also tan with tiny red accents in the bands separating its planes. Book backs, of course, are all colors of the rainbow, and with the tones of the picture and the much darker stabilizing red notes of the vases, they form a delightful range, simple and yet full of character.

Suppose the room has a deep tan wall, that our taste does not run toward green in large quantities. We must have sufficient contrast, however, to give the room color character. The sofa now is covered with a soft mulberry damask with tiny flecks of red and green. The deep chair at the left is in soft green and this tone is brought out very definitely in the marble facing of the fireplace and in the major color of the picture. This

also has a good bit of red. The vases are deep wine red and the rug a mixture of tan, deep green and blue, with some red. There is greater variation of tone but the contrasts are not as sharp. The easier thing to do inexpensively is the color scheme first described. And in our simpler rooms we should keep this point clearly in mind: make the color contrasts of your large areas count as decoration.

Suppose, for example, you have this problem. The room is in a city apartment house and is 14' x 18'. To the right of the door as you enter, there is a closet and the opening into the kitchenette. To the left is the living room, bedroom, dining room all in one, with a built-in bed at the upper end of the room. Fortunately, there are two sets of windows, one facing south and the other east, thus providing a flood of light. It is distinctly cheerful. But for this very reason it might easily have been spoiled by the wrong wall color. As it is, the soft green mellows the light and, as in the first illustration, provides a definite effective tone against which it is easy to work with notes of contrast. Someone else might have chosen a handsome blue. It can make a lovely effect. One of the new duller peach tones would have been perfect for another person who loves that sort of color. And, for the very austere or dignified person, a good gray could have been worked into interesting combination.

Green being this particular choice, let's see what makes the big contrast. The floor has no Oriental rug with its varied color bits. The rug is a plain Broadloom Wilton in a green that is a little deeper and a little darker than the walls. No contrast yet, but can't you begin to feel the atmosphere of the room? The contrast is thrown into the curtains (remember there are two sets of windows) which are a glazed chintz. The background is soft cream and the flower design is large and definite in gorgeous bunches of red, green, blue, yellow and purple, with the red and green predominating. Color character has already done the lion's share of the decorative work before I have told you a single word about the furniture. This happens to have been very well selected, although there are no really very costly pieces in the room except the big sofa. That is an excellent piece. Occupying the long wall opposite one set of windows, and since these two walls are the two principal decorating points (on account of the right-hand narrow wall being broken by the bed closet door and the other two entrances) it was of particular importance that this piece of furniture be as good as the owner could afford. The lines are excellent and the covering is a deep warm henna red in broken weave, thus picking up the strength of the color contrast established by the two groups of windows and making a central balancing point for the long wall. This is flanked on either side by two painted bookcases (done by the owner) in the modern style, with high center and narrower and lower side panels. These are painted in the wall green but echo the brighter notes of henna red on the inside. With (continued on page 578)



# What?

## \$200 to Replace \$10-Worth of Pipe?



### *It could have been avoided in the beginning - but it's too late Now - - - -*

THE way to avoid the consequences of installing cheap pipe is not to install it at all. The time to avoid such consequences is when the work of installation is yet to be done.

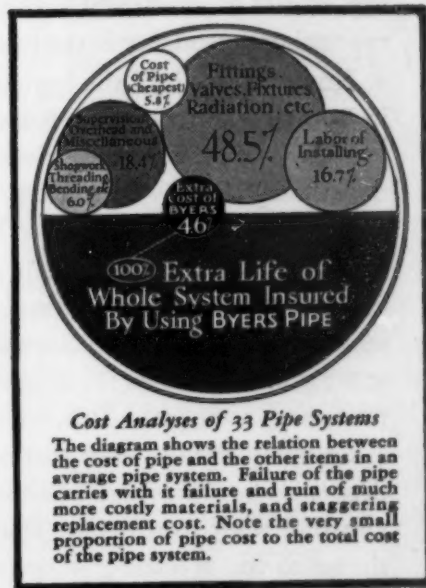
When your plumbing or heating system has been in use five, eight, or a dozen years and begins to break down, you would be very happy to reinforce it and lengthen its life, if you could do so without the necessity of tearing up walls and floors to get at the pipes. Impossible, of course.

But it can be done now, fortunately, when you are at the point of building. Find out what your plumbing and heating systems will cost—labor, fittings, and everything included—if you use the lowest priced pipe obtainable. Add 5%. That tells you what it will cost to put rust-resisting genuine wrought iron in place of the more perishable material.

Your architect or

contractor can verify this figure. They can tell you, also, that Byers will last a lifetime. The added five per cent that you pay for a good wrought iron installation gives you two to three times longer service from the whole system, and thus comes back to you ten times over.

Beautiful wrought iron doors, screens, grilles, fences, gates and other things, made by the craftsmen of the Middle Ages, have withstood the ravages of rust. The cathedrals and castles of the Old World abound with examples. In our country, wrought iron work, dating from Colonial days, has survived to delight the present generation. The rust resistance of wrought iron has become emphasized in our day, by contrast with the rapid rusting of modern metals. Byers Pipe is made from the genuine old-fashioned wrought iron. Be on your guard against cheaper substitutes, which look exactly like wrought iron. Specify Byers, the pipe with the Spiral Stripe.



A. M. BYERS COMPANY  
Established 1864 Pittsburgh, Pa.  
Distributors in all Jobbing Centers



# BYERS PIPE

## GENUINE WROUGHT IRON

A. M. BYERS COMPANY  
Pittsburgh, Pa.

I will give your booklet "The Installation Cost of Pipe" a careful reading. Without obligation send a copy to the address at the right.

Name \_\_\_\_\_  
 Address \_\_\_\_\_  
 City \_\_\_\_\_ State \_\_\_\_\_



"Appeal effectively to the higher aesthetic tastes"—BECKWITH

**LONG AGO** people of unerring taste discovered that articles of adornment have an immense value in expressing personality in the home.

How true this is of the intriguing *Futura* designs in Roseville Pottery! In the few examples given here you can catch the modernistic beauty of *Futura* . . . the dashing lines . . . the fearless spirit that Roseville craftsmen have so artfully given them.

In this fascinating pottery, there is an exhilarating variety to select from. There are bowls, vases, candlesticks, wall-pockets, jardinières, hanging baskets . . . scarcely any two alike . . . delightfully tinted in harmonies of blues, grays, tans, reds and greens.

Certainly *Futura* lends distinction . . . creates a decorative touch superb and uncommon. And so you will want to see these shapes. They will be shown to you at leading stores, where you can make a choice for yourself, or as unusual gifts.

*The abundantly illustrated booklet, "Pottery", is yours for the asking. Write for a copy. You will find it interesting.*

THE ROSEVILLE POTTERY CO., Zanesville, Ohio

**ROSEVILLE  
POTTERY**

## Furnishing the combination room

*Continued from page 576*

the book colors, and the red of the sofa, the effect is delightful. Over the sofa hangs an old tan and green and red print. In front of the sofa, at the right, is a small walnut stand with ash tray and cigarette box. This latter is a soft yellow and green note in irregular block lined pattern, modern style. The pillows on the sofa are in gray, two green velvet with red binding, and two smaller ones, one soft yellowish gold and the other a brilliant red bound with the yellow gold.

Opposite this group in the window is a gateleg table in dark walnut, flanked on each side by a comfortable chair. The table is usable for dining when desired. The chair at the right is very properly a wing chair, and covered with chintz of soft dark red background and small green and yellow figures. This is partly in front of the generous high chest of drawers, perfectly simple and painted green like the wall. This might have been a nice maple piece with much design-character, or, under other circumstances, it could have been a mahogany highboy. The chair at the left is comfortable but a little less ample and pretentious than the wing chair. The owner saved money here, and put the emphasis on the wing chair so as to get more character into the room at a lower cost. This second arm chair is covered with a green and yellow material that gives brightness but is not too strong. The dominant note is green. The stool has a yellow material on it, and the legs are the walnut tone. All of the windows are well draped with good French pleated valances and curtains to the floor,

making pleasing frames for the window settings, quite necessary in this case to establish any sense of character in the room. In front of the second window (left) is a simple table desk with high-back arm chair in front of it, with a red pad in the seat. At one side near the radio is another straight chair set against the wall and on the sofa side, the companion to the desk armchair in dark walnut. The table desk is in dark walnut as are the straight chairs. A "modern" lamp is on the gateleg table a round pottery affair in light tan color. It has a tall shade running into green with some yellow notes on it; the groundwork is a soft very light tan. The pictures above the radio and the green chest carry the color notes, and add definite interest.

But this is only one sort of thing that can be done in these circumstances. Suppose the problem is the little suburban home and this is the family living room. The definite color tone, such as green, is stronger than what all of the family like! What can we do? Suppose the apartment is much smaller, a little room 12 feet x 14 feet, and the furnishing must be done for much less than this one. What then?

Key to Chart on Page 530

1. Painted bookcases; 2. Sofa; 3. Small walnut stand; 4. Wing chair; 5. Comfortable chair and stool; 6. Gateleg table; 7. Chest of drawers; 8. Radio; 9. Straight chair; 10. Armchairs; 11. Table desk.

[Miss Taylor will be glad to answer your questions on decoration.]

## What to look for when you buy or build

*Continued from page 564*

help in keeping a dry cellar during protracted rainy season and the cost is nominal. Dampproofing is simple and often consists simply of a coat of hot pitch put on with a mop. Such a coating is shown in the foreground of the brick foundation picture.

Ground water is more serious, as well as more difficult and more expensive to overcome. Sometimes the introduction of a line of drain tile laid in broken stone and leading away from the house will clear up the situation, but more often it will be necessary to waterproof the wall up to a point above the water level. It is practically impossible to suggest an effective remedy until all conditions are known, but a few general observations may be of some help.

First of all, get the opinion of one who is experienced in this kind of work and fight shy of the salesman who says "All you have to do is paint it with my preparation." Usually that sort of remark indicates not only a lack of knowledge, but a lack of respect for the power of water. Your cellar wall must be strong enough to resist the pressure of the water and so "tight" as to prevent the penetration of the water into the wall—once more a double job for the wall.

There are many types of waterproofings—powders and liquids mixed with the masonry during construction

(integral waterproofing), preparations mixed with mortar and applied to either surface, alternate layers of tar and felt applied on the outside, and others. All have their particular uses and good points, but no waterproofing material or method is better than the workmanship used in applying it. Probably the best insurance obtainable in waterproofing work for residences is the knowledge and integrity of the water-proofer. Price is even less of a consideration than in any other building problem. There is no choice between paying a little more and getting a tight job, and "saving" some money and getting an imperfect job with its continual annoyance and constant menace to health.

It might be stated here that good buildings of whatever size or kind are not usually on the bargain counter and that the tendency of the average purchaser to overlook fundamental requirements of good building unquestionably cause the loss of enormous sums each year. Information as to what constitutes good construction materials and practice is easy to obtain. He who is lured by the lust of the bargain hunter will pay in the end!

Look into the materials and methods used in the foundations of your house and do not begrudge a little more money to assure yourself of quality—it will earn dividends for many years to come.



# How to remove stains

L. RAY BALDERSTON

**R**EMOVING stains is almost an everyday household necessity. Some are very easily washed out, but many seem difficult, especially if the worker has had little experience. A good plan is to establish a stain kit, as it may be called, and have a working outfit. For this prepare definite solutions: Household ammonia, reduced with water, 1 to 1; oxalic acid solution, reduced with water, 1 to 1; and Javelle water, which is a bleach for white cottons and linens. Have besides a small bottle of hydrogen peroxide, potassium permanganate crystals which will be kept in a solution, denatured alcohol, and carbon tetrachloride. The recipes that follow can be prepared, well labeled, and then ready for use, kept in well corked plainly marked bottles.

**Recipes:**

*Javelle water*

- 1 lb. washing soda
- 1 qt. boiling water  
(Mix in one bowl)
- ½ lb. chloride of lime
- 2 qts. cold water  
(Mix in second bowl; finally all together; then let settle and use clear liquid only.)

*Oxalic acid (ready to use)*

- 1 teaspoonful of crystals (oxalic)
- 1 cup water

*Potassium permanganate*

- 1 teaspoonful of crystals
- 1 qt. water

*Hydrogen peroxide*

Buy in small bottles and just before using add a few drops of ammonia to that used. Old peroxide has no value, hence it is better to buy the small bottle.

Cottons and linens being sturdy are not easily affected with dilute acids and alkalis, but silks and wools are weakened and in extreme cases are dissolved in alkalis. That immediately tells us that, like a good doctor, we must carefully prescribe the right "cure" and know the patient. Always use the simple agents first and be sure that it is safest, when the worker is in doubt as to the stain, to use cold water first, never hot water on an "unknown." The delicate fibre controls the work. Wool and cotton fabrics are to be treated as wool.

Spread any stained fabric over the top of a small bowl or glass. Moisten with a few drops of water, and then, drop by drop, apply the stain reagent until the change is produced. Iron rust stain, for example, changes from red to yellow as it gives way to oxalic acid solution, and then a hot rinse finally washes it away. An old stain will require repeated treatments and is slow in response. If the worker expects to wash the garment after the stain is removed, the work is less detailed, but if the thought is to prevent a water spot, put the stained fabric on a folded white cloth or a white blotter (instead of over a bowl), and by means of a blunt end of a match, or a glass stirring rod, apply the water or the chemical. The blunt

end is much safer, for it is only a little water that clings to the rod, and by shaking the rod the quantity of water is still further reduced. Such work is detailed and slow, but usually gives good results. Each time the solvent (whether one or two alternately) is used, press the solvents and clean by liquefying grease. In the commercial dry-cleaning processes, the solvent is used in such quantity as one would use if washing in water. Perhaps this is the reason our home work is less satisfactory in results. We use it in too small amounts and do not rinse enough. Again we must suggest that *gasoline or benzine is always used with a risk of fire*, and should never be used in the house in connection with fire of any kind from a cigarette to a match, or near a gas stove or gas light.

Steaming will help to overcome water spots, but the method suggested above is really better. A spill of water or a chance shower will probably spot many of the fabrics, and two ways may be tried to renew the gown. One way is to hold the fabric over steam until it is just dampened but not wet, and then quickly shake dry. The other way, especially with some of the silks of to-day, is to have the whole garment pressed with a dampened cheesecloth under the iron, for this is really sponging as is done in shrinking woolens. A thin gauze cheesecloth is the best material for silk work, while a thin muslin is good for wool. This is possible by putting a small quantity of water in the teakettle, and let it boil continuously to produce a jet of steam over which shake the fabric. Too much water may produce a sputter that in turn can spot.

**To remove**

- I. *All fats or grease*—like chocolate, gravy, cream, soups, oils.  
*Use*
  - 1. warm water and soap  
or
  - 2. carbon tetrachloride, alcohol  
or
  - 3. magnesia, Fuller's earth
- II. *All albumens*, like egg-white, cheese, blood, mucus.  
*Use*
  - 1. warm water  
or
  - 2. water with a few drops of ammonia (if color permits)
- III. *All sugars*, like punch, jellies, gum, jams, honey, sugars.  
*Use*
  - 1. warm water
- IV. *All dyes*, like ink, iron, tea, peach, color dyes, grape juice, argyrol, tobacco, bichloride of mercury, grasshopper stain, mildew.  
*Use*
  - 1. dilute oxalic acid  
or
  - 2. oxalic acid and ammonia  
or
  - 3. potassium permanganate and oxalic acid  
or (continued on page 584)



A home in the Philadelphian suburb of Wynnewood. The beautiful window seat (a Tuttle & Bailey Cabinet) conceals the radiator

## Any Radiator Covering will not do!

ADDING beauty to the home by concealing radiators requires more than just covering them. The entire decorative scheme of each interior must be considered and the model chosen should accord with it. Thus Tuttle & Bailey place at your command an array of charming Radiator Cabinets in many different styles, including even the most modernistic. But, besides the decorative possibilities, these Cabinets offer such practical advantages as the maintenance of necessary moisture in indoor air; the elimination of drapery-soiling "radiator dust" and the better distribution of heat. Mail coupon for booklet showing the selection of beautiful models.

*T & B Radiator Cabinets are made entirely of fine furniture metal—to fit any radiator condition—and finished in any desired color or to simulate wood*

### TUTTLE & BAILEY MFG CO.

441 Lexington Avenue New York City  
One Block from Grand Central Station  
Phone: MURray Hill 8600

Specialists in Heating and Ventilating Field for 83 years



A. H. 329  
TUTTLE & BAILEY MFG. CO.  
441 Lexington Avenue, N. Y. C.  
Please send booklet showing your Radiator Cabinets.

Name.....  
Address.....

## HELPFUL BOOKLETS FOR THE ASKING

Order by number only, using coupon below

### Building Materials & Equipment

ENDURING BEAUTY OF CERAMIC TILES <i>Associated Tile Mfrs.</i>	2
THE FACE BRICK HOME <i>American Face Brick Assn.</i>	18
THROUGH THE HOME OF TAPESTRY BRICK <i>Fiske &amp; Co., Inc.</i>	148
BEAUTIFUL WOODWORK AND HOW TO HAVE IT <i>Arkansas Soft Pine Bureau</i>	140
PLANS OF CUT HOMES <i>The Gordon-Van Tine Co.</i>	341
BEAUTIFUL BIRCH FOR BEAUTIFUL WOODWORK <i>Northern Hemlock &amp; Hardwood Assn.</i>	10
THE STORY OF WOOD <i>National Lumberman's Assn.</i>	386
WALLS AND FLOORS <i>Zenith Company, Inc.</i>	404
HOUSES-SECTIONAL <i>E. F. Hodgson Company</i>	25
THE BUILDING BOOK <i>The Celotex Company</i>	415
THE QUILT BOOK <i>Samuel Cabot, Inc.</i>	397
FAIENCE TILES <i>Kraftile Co.</i>	429
HOUSE COMFORT THAT PAYS FOR ITSELF <i>The Wood Conversion Co.</i>	434
CELLIRED OAK FLOOR BLOCKS <i>The E. L. Bruce Co.</i>	435
COLOR IN ASBESTOS SHINGLES <i>John-Manville Inc.</i>	14
THE CONSTRUCTION OF THATCH ROOFS <i>Weatherbest Stained Shingle Co.</i>	84
SHINGLE STAIN <i>Samuel Cabot, Inc.</i>	160
TUDOR STONE FLAGGING & ROOFS <i>Rising &amp; Nelson Slate Co.</i>	168
THATCH SLATE ROOFS <i>John D. Emack Co.</i>	280
THE ROOF <i>Ludowici-Celadon Co.</i>	318
HOW TO KEEP YOUR HOUSE YOUNG <i>Valentine &amp; Company</i>	401
DEFYING AGE & TIME <i>Wheeling Metal Mfg. Co.</i>	407
COLOR ENCHANTMENT, ETC. <i>Maple Flooring Mfrs. Assn.</i>	3
FORGED IRON HARDWARE <i>McKinney Mfg. Co.</i>	154
THE HOUSE OF STUCCO <i>Atlas Portland Cement Co.</i>	457
REMODELING WITH STUCCO <i>Atlas Portland Cement Co.</i>	458
RUST PROOFED <i>American Brass Co.</i>	217
SCREENING YOUR HOME <i>The Higgins Mfg. Co.</i>	27
BATHROOM ARRANGEMENT <i>Crane Co.</i>	32
ON THE TRAIL OF BYERS' PIPE <i>A. M. Byers Co.</i>	196
THE NEW VOGUE IN AWNINGS <i>Andrew Swanfeldt</i>	149
IDEAL SCREENS FOR CASEMENT WINDOWS <i>Rotecreen Co.</i>	352
WIRE CLOTH SCREENS <i>The Gilbert &amp; Bennett Mfg. Co.</i>	353
LOW COST SEWAGE DISPOSAL <i>Kaustine Co., Inc.</i>	422
EASY-SET BATHROOM & KITCHEN FIXTURES <i>J. H. Balmer Co.</i>	420
DISTINCTIVE HAND-MADE LIGHTING FIXTURES <i>Industrial Arts Shop</i>	427
HINTS FOR WINDOW, DOOR & PORCH SCREENS <i>Wickwire Spencer Steel Co.</i>	430
MEDICINE CABINETS <i>Hess Warming &amp; Ventilating Co.</i>	431
HARDWARE FOR UTILITY AND ORNAMENTATION <i>Sargent &amp; Co.</i>	464
SAMSONCHINA BATHROOM ACCESSORIES DE LUXE <i>S. D. Baker Corp.</i>	465
CASEMENT SASH ADJUSTERS <i>W. E. Putman Co.</i>	466
STEELTEX BETTER WALLS <i>Nat'l. Steel Fabric Co.</i>	472
ARTONE RADIATOR ENCLOSURES <i>Metal Stamping Co.</i>	484
THE CHARM OF SLATE FLOORS & WALKS	376
THE INCOMPARABLE BEAUTY OF SLATE ROOFS	485
MAKING BATHROOMS MORE ATTRACTIVE <i>C. F. Church Mfg. Co.</i>	51
POSSIBILITIES ON THE USES OF SLATE <i>National Slate Assn.</i>	486
ROOFS & SHEET METAL WORK <i>Leadclad Co.</i>	490
SANI-ONYX FOR YOUR WALLS <i>Marietta Mfg. Co.,</i>	299
ZUNDEL SANITARY TOILET CHAIR <i>Kiltzun, Inc.</i>	498
OLD VIRGINIA BRICK FOR COLONIAL HOMES & FIREPLACES <i>The Old Virginia Brick Co.,</i>	387
BEAUTIFUL HOMES OF CONCRETE MASONRY <i>Portland Cement Assn.</i>	496
HOME OF A HUNDRED COMFORTS <i>General Electric Co.,</i>	500

### Heating Equipment

FIREPLACE UNITS <i>Heatilator Co.</i>	419
HEALTHFUL WARMTH <i>International Heater Co.</i>	488
FIRE THAT BURNS UP HILL <i>Spencer Heater Co.</i>	316
COMFORT HEAT <i>Burnham Boiler Corp.</i>	281
WARM AIR HEATING <i>Kelsey Heating Co.</i>	171
HOW SHALL I HEAT MY HOME <i>The American Radiator Co.</i>	470
SIX WAYS OF MAKING THE CELLAR MORE ATTRACTIVE <i>The Thatcher Co.</i>	28
IN-THE-WALL Radiators <i>Rome Brass Radiator Corp.</i>	392
WHICH HEAT & WHY <i>Richardson &amp; Boynton Co.</i>	159
ADVENTURES IN COMFORT <i>May Oil Burner Corp.</i>	82
THE SERVANT IN THE CELLAR <i>Caloroil Burner Corp.</i>	268
GUARANTEED OIL HEAT <i>Petroleum Heat &amp; Power Co.</i>	446
RADIATORS SCREENS AND REGISTERS <i>Tuttle &amp; Bailey Mfg. Co.</i>	227
RADIATORS, ENCLOSURES AND SHIELDS <i>The Hart &amp; Cooley Mfg. Co.</i>	414
RADIATOR SHIELDS <i>Sodemann Heat &amp; Power Co.</i>	124
MANTELPIECES AND FIREPLACE FITTINGS <i>Edwin A. Jackson &amp; Bro., Inc.</i>	183
A MODERN HOUSEWARMING <i>U. S. Radiator Corp.</i>	172
RADIATOR ENCLOSURES <i>W. H. Johnson &amp; Son Co.</i>	256
FIREPLACES OF TRUE VIRGINIA BRICK <i>Old Virginia Brick Co.</i>	387
HEAT INSULATION FOR HOMES <i>Flax-Li-Nam Insulating Co.</i>	286
THE PRICELESS GIFT OF COMFORT <i>The Tinkin-Detroit Co.</i>	448
FIREPLACE GUARDS AND FENDERS <i>The John P. Smith Co.</i>	450
WHAT MAKES A HOME <i>Colonial Fireplace Co.</i>	119
PENDENT BAROMETERS <i>Taylor Instrument Co.</i>	355

### Kitchens

LADY LEISURE <i>Sterling-Range Co.</i>	491
GARBAGE INCINERATORS <i>Kerner Incinerator Co.</i>	39
THE DAWN OF A NEW DAY <i>The Walker Dishwasher Co.</i>	454
HOT COIL GAS WATER HEATER <i>American Radiator Co.</i>	440
PROPAX IN THE HOUSE AROUND THE CORNER <i>Carbide &amp; Carbon Chem. Corp.</i>	443
ELECTRIC REFRIGERATION <i>Frigidaire Corp.</i>	41
KELVINATOR & KELVINATED FOODS <i>Kelvinator Corp.</i>	58
THE VERY REMARKABLE MRS. JONES <i>Beardsley &amp; Wolcott Mfg. Co.</i>	487
INCINERATORS <i>Teekorator Co.</i>	489

### Gardens & Grounds

WOVEN WOOD FENCING <i>Robert C. Reeves Co.</i>	102
FENCES FOR PROTECTION & BEAUTY <i>Page Fence &amp; Wire Products Assn.</i>	141
HOME FENCES <i>American Fence Construction Co.</i>	256
ANCHOR FENCES <i>Anchor Post Iron Works</i>	257
GOOD TASTE IN GOOD FENCING <i>The Stewart Iron Works Co.</i>	371
WICKWIRE SPENCER CHAIN LINK FENCES <i>Wickwire Spencer Steel Co.</i>	410

FENCING WIRE & IRON FOR RESIDENCES, ESTATES AND PARKS <i>Cyclone Fence Co.</i>	418
FENCES FOR EVERY PURPOSE <i>Brook Iron Works, Inc.</i>	349
GLASS GARDENS <i>Lord &amp; Burnham Co.</i>	282
GREENHOUSES OF DISTINCTION <i>Hitchings &amp; Co.</i>	283
WHEN YOUR TREES NEED THE TREE SURGEON <i>The Davey Tree Expert Co.</i>	191
INSECT PESTS INDOORS & OUT <i>Antrol Laboratories, Inc.</i>	336
A NATURAL DUST LAYER <i>The Solway Process Co.</i>	417
GREENHOUSES OF QUALITY <i>Wm. H. Lutten Co., Inc.</i>	439
OLD VIRGINIA BRICK FOR GARDEN WALLS & WALKS <i>The Old Virginia Brick Co.,</i>	387
CONCRETE IMPROVEMENTS AROUND THE HOME <i>Portland Cement Co.,</i>	497
HOUSES-SECTIONAL <i>E. F. Hodgson Co.,</i>	25
EQUIPMENT FOR YOUR SUBURBAN & COUNTRY HOME <i>E. F. Hodgson Co.,</i>	499

### Interior Decoration

DISTINCTIVE FURNITURE <i>Kiltzing Co.</i>	181
FABRICS THE KEY TO SUCCESSFUL DECORATION <i>F. Schumacher &amp; Co.</i>	44
THE ADVENTURE OF HOUSE FURNISHING <i>S. Karpen &amp; Bros.</i>	66
FINISHED TO ORDER FURNITURE <i>Wm. Leavens Co.</i>	134
CARE & RESTORATION OF FURNITURE <i>Arthur S. Vernay, Inc.</i>	331
EARLY AMERICAN FURNITURE <i>L. &amp; J. G. Stickley Co.,</i>	333
CORRECT CARE OF HOME FURNISHINGS <i>Peck &amp; Hille Furn. Co.</i>	207
WROUGHT IRON <i>E. T. Ryan Iron Works</i>	426
SILHOUETTES AND THEIR FRAMES <i>Foster Bros.</i>	195
WATERPROOF DRAPERIES <i>Proteuxwell Corp.</i>	49
WROUGHT IRON THINGS <i>Ye Iron Shoppe</i>	436
COLOR THE SECRET OF BEAUTIFUL HOMES <i>Orinoka Mills</i>	75
WALL COVERING (SANITAS) <i>Standard Textile Products Co.</i>	78
WHAT MAKES A HOUSE A HOME <i>Wallpaper Guild of America</i>	81
MAKING THE WINDOWS BEAUTIFY YOUR HOME <i>The Char. W. Breneman Co.</i>	312
FABRICS OF LASTING BEAUTY <i>Leshner, Whitman &amp; Company, Inc.</i>	405
PROPER TREATMENT FOR FLOORS <i>S. C. Johnson &amp; Son</i>	54
LINOLEUM FLOORS <i>Congoleum-Nairn, Inc.</i>	79
INSIDE THE DOOR <i>Imperial Furniture Co.</i>	462
BROCHURE OF ALABAX LIGHTING FIXTURES <i>Pass &amp; Seymour</i>	471
FIRE FENDERS & SPARK GUARDS <i>Buffalo Wire Works</i>	473
A NEW STYLE IN INTERIOR DECORATING—DRIWOOD PERIOD MOULDINGS <i>The Driwood Corp.</i>	483
THREE HUNDRED YEARS OF CHARM <i>Nichols &amp; Stone</i>	231
BARTONS HOUSE OF CHARM <i>Barton Bias Co.,</i>	501
COLONIAL FURNITURE <i>Richter Furniture Co.,</i>	502
RUG HARMONY SERVICE <i>Mohawk Carpet Mills.</i>	150

### Miscellaneous

HOME MOVIES <i>Eastman Kodak Company</i>	412
PORTABLE ELECTRIC HOME FOUNTAINS <i>Jewel Electric Mfg. Co.</i>	368
ORTHO-SONIC RADIO <i>Federal Radio Corp.</i>	456

Make sure that the listing of booklets from which you choose is that of the latest issue of the magazine, as the American Home cannot guarantee the delivery of booklets not listed in its current issue.

HEARTHSTONE EDITOR, THE AMERICAN HOME, GARDEN CITY, N. Y.

Please send (at no expense to me) the following booklets. (Insert numbers from list)

Name .....

P. O. Address .....

State .....

MARCH



*Above all -*  
**A Lasting Roof**

**AMBLER  
ASBESTOS  
SHINGLES**

**Wear-Proof-Fire Proof-Artistic**

*What more can you ask?*



**ASBESTOS  
SHINGLE, SLATE & SHEATHING  
COMPANY**

*Factories: AMBLER, PA.  
ST. LOUIS, MO.*

*Branches in Principal Cities*

Made in  
3 styles and  
7 colors

*This is  
"English Thatch"*

*Send for  
free Booklet*

# \$3000.00

## in 28 Cash Prizes

### in the SECOND

# WEATHERBEST

## Home Modernizing

### CONTEST

THE famous 1927 WEATHERBEST Contest awarded similar prizes for the best examples of old homes modernized by recovering sidewalls with edge grain red cedar stained shingles. Mr. and Mrs. Clifford J. Foster, Rives Junction, Mich. won the 1927 first prize of \$1000. modernizing their home at a cost of approximately \$800. The 1929 Contest which opened Jan. 1st and will close Oct. 31st, is even a more generous offer:

**1st Prize \$1000.00 2nd Prize \$500.00**  
**3rd Prize 250.00 4th Prize 150.00**  
**Four Prizes of \$75.00 Each**  
**Ten Prizes of \$50.00 Each**  
**Ten Prizes of \$30.00 Each**

(In event of tie for any prize, full amount of such prize will be awarded to each tie contestant.)

Write for details of this Prize Contest and Booklet, "Making Old Houses into Charming Homes". Ask our Service Dept. for suggestions and free sketch Service.

Through modernizing with WEATHERBEST, added value, beauty and comfort can easily be given to homes growing old. The 1929 Contest offers an opportunity to win a cash prize, perhaps more than the cost to modernize.

WEATHERBEST Stained Shingles are 100% edge grain red cedar treated by the WEATHERBEST special process of staining and preserving that insures uniform, durable colors and life-long service.

Top: an old home in Cannonsville, N. Y. Center: sketch furnished by WEATHERBEST to show changes suggested. Bottom: the modernized home.



Let us make a modernizing sketch of your home.



Ask about this free Service and let us tell you how easily WEATHERBEST Stained Shingles can be laid over old wood or stucco sidewalls.

### WEATHERBEST STAINED SHINGLE CO., Inc.

2111 Island St., N. Tonawanda, N. Y.  
 Western Plant—St. Paul, Minn.  
 Distributing Warehouses in Leading Centers.



WEATHERBEST STAINED SHINGLE CO., Inc.  
 Contest Dept.

2111 Island St., North Tonawanda, N. Y.

- Without obligation, please send details of 1929 WEATHERBEST Home Modernizing Contest with Booklet, "Making Old Houses into Charming Homes."  
 How can your Service Dept. help me see how my home will look with shingled sidewalls.  
 I intend to build a new home. Send Color Samples and Portfolio of Color Photogravures showing WEATHERBEST Stained Shingles for sidewalls and roofs.

Name \_\_\_\_\_

Address \_\_\_\_\_

## Putting up shelves

JOHN A. WHITE

DO YOU know how to put up shelves that will stay put? You might think it is an easy task, but it is not. Trying to fasten brackets to a brick wall is a difficult matter—unless you do it the correct way!

It is important to know about how much weight is going to be put on the completed shelf. For instance, a shelf designed to hold a small alarm clock and a match box can be put up by merely driving nails through the brackets into the mortar between the bricks. That, however, will not do when a stronger shelf is required. You must then be sure that the supports driven into the bricks will stay.

There are two ways of making them secure. One is to make a hole in the mortar between the bricks, and fill this hole with a wooden wedge, into which a nail is driven; the other is to make the hole in the brick itself and fill that with a wooden wedge. The difference is more in convenience than in results, although, theoretically the hole in the brick ought to give a stronger construction than the hole in the softer mortar.

If the wall is not plastered, take an ordinary cold chisel, and, with the hammer, make a hole in the mortar an inch each way. This can be done more readily at the joint of two bricks. Make the hole deep, at least four inches. Then make a wedge of soft wood an eighth of an inch longer than the hole is deep, small enough to enter the hole easily at one end, and tapering so that the larger end is a quarter of an inch larger than the hole. Drive this home using a block of wood between the wedge and hammer to take the hammer blow, so that the wedge will not split. A long screw or a long nail will hold this block exactly as if in a studing.

When the wall is plastered, it is inconvenient to find the joint between the bricks. When, however, the brick is found secure a "brick drill"—a cold chisel with multiple edges radiating in the form of star from a common center. Select the place where the hole is to be, and with a sharp knife cut away the plaster down to the bricks. Then with the brick drill and a hammer drive the hole. Turn the drill slightly in the hand after striking each blow. It eats away the brick very rapidly, and makes a clean, round hole. The hole is always larger than the drill; so if you ask for a half-inch brick drill, do not be surprised to find the drill itself less than a half inch in diameter.

### THE FINISHING TOUCHES

Having filled the holes with the wooden wedges, you need only to attach the brackets and put up the shelf exactly as you would put it up were the wall of wood. Unless the shelf is to carry a very great weight only two holes need be driven into a wall, to hold the two brackets. To the wooden wedge in each hole, a vertical wooden strip should be screwed, with one long screw. The length of the strip should be the length of the lower arm of the bracket, which is to be screwed on the wooden strip. This form of construction will answer satisfactorily except for extremely heavy weights indeed, when the wooden strips should be fastened at each end, necessitating the driving of four holes. They should be so driven that the wooden strips can be fastened at both ends.

Other things beside shelves can be put up on wooden wedges in holes in brickwork—coat racks, for instance, or heavy pictures, which cannot otherwise be hung safely.



Astonishing what a perfect patch—as lasting as the wall itself—you can make with Rutland Patching Plaster. And so easy to use! Just mix with water, then fill the crack or hole. Anyone can do it in a few minutes. At all paint, wall-paper and hardware stores. Rutland Fire Clay Co., Rutland, Vermont.

## Rutland Patching Plaster

### BUILDING PLANS For Modern Homes



The most comprehensive book of home plans ever published by any architect, size 8x11 inches. 224 pages, 214 different designs for colonial and two-family dwellings, cozy bungalows, cottages and other medium cost homes; contains floor plans and all dimensions, photos and approximate cost to build. You cannot afford to build until you have seen this book. It is a real help to the home builder. Postpaid, Only \$3.00. A new book, 1928 edition, 8 x 11 inches, fifty-eight new nifty designs of medium-cost English and American colonial cottages and other medium-cost homes, postpaid only \$1.00. Both books postpaid, \$3.50.

FREDERICK H. GOWING, Architect  
 101 Tremont Street Boston, Mass.

## How to remove stains

Continued from page 581

4. oxalic acid and Javelle water
- VI. All paints, like varnish, paint, fly paper, glue.
  - Use
    1. warm water and soap
    2. kerosene and warm suds water
    3. carbon tetrachloride
    4. paint remover

### Use

1. lard and soap and water
2. kerosene, then soap and water
3. carbon tetrachloride

The detail to make this work of stain removal plain is after all just reading carefully, and then connecting the fabric, the stain, and the method of removal. Make a trial step to test and to prove, and then one is ready to proceed with assurance.



100  
 GARDEN furniture  
 Get Better-Built Illustrated catalog—shows many attractive, durably built, good quality pieces for lawn and garden. Satisfaction guaranteed.  
 IOWA MANUFACTURING CO.  
 260 Third St., Sac. City, Iowa  
 Send 10¢ for CATALOG

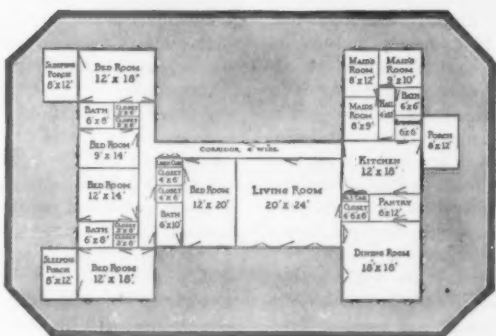




IF TODAY YOU HAVE THE SITE AND THE IDEA  
*in a short time you can have your  
 summer home—complete!*

You wouldn't want an empty-seven room palace for your summer play-home. The servant problem is bad enough as it is. But you *can* have an attractive summer home in your favorite vacation spot . . . a home invitingly simple, perfect in taste . . . and you can toss over your shoulder the cares and worries of building, and be ready to move in almost before you know it. Have you considered a Hodgson House?

So many people of means have chosen Hodgson Houses for their vacation lodges and homes. For in their simple dignity of plan, and graceful harmony of line and contour, they are



Here is the floor plan of the Hodgson House shown above. The Hodgson booklet also pictures and prices furnishings, garages, and lawn and garden equipment—bird houses, dog kennels, arbors, poultry-houses, etc.

architecturally "at rest" in the most picturesque surroundings. Physically "at rest" in the most strenuous weather. Comfortable, durable, hospitable, roomy—and they can be enlarged at any time without spoiling the plan.

We use the finest materials, such as cedar and Douglas fir, in building the sections of Hodgson Houses. These sections are shipped to you, carefully finished, ready to erect. They fit tightly together, held absolutely rigid by heavy iron key bolts.

Contractors, sub-contractors, estimates, litter and confusion—all are *eliminated* when you put up a Hodgson House. It can be erected very quickly by local labor. Or, if you prefer, we will send a Hodgson construction foreman to supervise the whole job.

Among the variety of plans in the Hodgson booklet you're sure to find one that fits the picture you have in your mind. The picture of the vacation home you've dreamed of—but put off because you "didn't have time to build." A small shooting lodge for yourself and your friends . . . or a spacious dwelling with extra baths, maid's room, sun-parlor, library . . . you'll leaf over the booklet and say, "There it is!"


Send for the free booklet K Besides the plans and pictures it gives prices and complete information. Write to E. F. Hodgson Co., 1108 Commonwealth Ave., Boston, or 6 East 39th St., New York City. Also Bradenton, Florida.

**HODGSON Houses**

# for FINE HOMES



## Colorful birch INTERIORS



FOR interior trim, doors, veneer paneling and hard durable floors, birch is ideal. Its indescribable beauty in marvelous transparent stains that enrich the attractive birch grain, wins the enthusiastic admiration of everyone. Available in many colors and tones—delicate orchid, pastel green, royal blue, mellow browns, silver gray, amber, rich rare ebony, natural or golden, and many others—these new finishes permit a different decorative scheme for each room, all equally lovely.

Interior woodwork of Wisconsin-Michigan birch is an asset to any building. Nearly "mar-proof" hardness assures that your birch trimmed home will always retain a fine appearance.



For Furniture, too birch is a preferred cabinetwood. Today, birch furniture—in early period designs—is again the vogue with people of discerning taste and has attained new heights of popularity that will be perpetuated by the sterling qualities of the wood itself.

**GET BEAUTIFUL BROCHURE—FREE**  
May we send you a complimentary copy of our new birch brochure? Contains much information of value and shows many fine interiors by eminent architects and decorators—several in color.

THE BIRCH MFRS. ASSOCIATION  
232 F. R. A. Building, Oshkosh, Wis.

**"Beautiful Birch for Beautiful Woodwork"**

## What you should know about fire insurance

CARLETON A. SCHEINERT

FIRE insurance is a protective coverage on the great majority of American businesses and homes, and their contents. But the average purchaser of this insurance does not as a rule read the contract, or policy; instead he puts it away securely, with the belief that, in event of a fire, the loss is paid, not knowing or realizing that there are certain conditions which must be complied with, and which are stated in every contract.

Fire insurance is a personal contract between the company and the insured. It does not cover the goods or building named in the policy, but the insurable interest of the one to whom the insurance is issued in the goods or building. So if one does not have this "insurable interest," of course there can be no loss, and therefore no claim can be made and collected. The test of an insurable interest is—would the assured suffer an actual loss if the property is destroyed or damaged? For the insurance contract is one of indemnity, and indemnifies the assured against loss by fire to an amount "not exceeding the actual cash value" of the destroyed property. And of course, not over the amount stated in the policy. Thus nothing can be gained by overinsuring, as is sometimes done. The assured should at times check the actual value of the goods or building insured with the amount of insurance, and increase, or decrease, the amount of insurance accordingly. If property values increase, the insurance should be increased accordingly.

As the assured always knows the value of the property insured (or is assumed to) it is for him, or her, to give proof of loss to the company. For this reason it is advisable for every housekeeper to keep an inventory of all household goods, and personal belongings with their values so that in case of a loss, the adjustment and payment can be simplified. Also, no articles will be overlooked, as well might be the case if one tried to remember just what had been destroyed. To fully realize the value of such an inventory sit down with pencil and paper and list all your household goods, giving each their present-day replacement cost, and all of your own and your family's personal belongings. Can you do it? How easy it is to overlook some of the things! For rare is the person who can tell off-hand the articles in, or the complete furnishings of, every room, and give their value! Or who can list by memory all of their linens, and so on. The smaller things are overlooked, yet they cost money.

Be sure that the property insured is properly described, and its exact location given. Read the face of the policy (first sheet) and make sure that the building is properly described and its legal location given correctly. For it is only this location that the insurance covers. That your household goods are all included in the description given there, and that any other buildings, fences, and so forth,

are properly notated and covered. For the insurance covers only the location given, except in case of fire, when it will cover "pro rata for five days at each proper place to which any of the property shall necessarily be removed for preservation from fire." This clause permits the securing of new insurance to continue the protection in the new locations.

Certain property is not insured under the usual fire insurance contract. This includes "accounts, bills, currency, deeds, evidences of debt, money, notes or securities." Also, a fire insurance policy is void "if the subject of insurance be a building on ground not owned by the insured in fee simple." The moral risk is obvious here, and the company will not consider itself obligated to pay a loss unless they have been notified and the fact included in the contract.

If the insured's interest in the property ceases, the insurance also becomes void, unless the policy is transferred to the new owner with the consent of the company. This consent must be had, and in writing on the policy. The issuing agent is as a rule empowered by the company to consent to such transfers, and sign the authorization.

In the event of making alterations or repairs make sure that you have the consent of the company, either in the original policy, or by endorsement thereon. Also, if your home, or building, is to be "vacant" (which, in insurance, means without furniture) for a period exceeding ten days, or "unoccupied" (which means with furniture, but without human occupancy) for a period of exceeding six months, see that the policy is endorsed accordingly. One of the great hazards is unoccupied and vacant houses, and consent of the company must be had extending the periods named in the policy or it will be void. Some companies, in the original policy, permit the premises to be vacant sixty days instead of ten. Read your policy, inside pages.

Again, the building is not insured if it "or any material part thereof fall except as the result of fire." The insurance is issued on the premise that the building is in sound condition, and it is a much different risk if it is damaged or wrecked, previous to a fire. Also the assured is required to use reasonable care to protect his property in case of fire, either on his own property, or near by. This is reasonable, isn't it? And also, as the contract is one of good faith, if fraud is shown, it is of course void.

Read your policy and be sure you understand it, and the endorsements that may be on it. For it contains the entire contract between yourself and the company. The agent has no power to change this contract by verbal agreement with you. But he can see that, with your assistance, you are fully and properly insured.

All insurance policies may be cancelled at any time on five days notice, either by the company, or by the assured. In (continued on page 588)




**MODERN HOMES must have running water**

PURE, fresh running water under pressure is essential to every modern home. The HOOSIER Water System operates from any source of power—electricity, gasoline, wind—and will furnish water from wells, springs, or lakes with equal facility. The HOOSIER system is economical to operate. Protected INSIDE and OUT by the famous GALVAZink rust-resisting coating.

FREE BOOK

Our complete handbook on water system installation will help to solve your water problems. It's free.



FLINT & WALLING MFG. CO.  
47 Oak Street, Kendallville, Indiana

**GALVAZINK PUMPS STAR WINDMILLS**



**THIS MODERN 6 ROOM HOME NOW ONLY \$1024**  
PAY ONLY \$15.65 Per Month

Why not live in a modern new home of your own instead of in an old and shabby rented house that is costing you a fortune every year? You can build a new home on the STERLING PLAN and pay for it with your rent-money—as low as \$8.10 per month for a 6-room house. We even advance cash to help you build if you own a well located city lot.

**Build Now and Save Money!**

We ship you any home you select, ready to erect—lumber cut to fit, FREIGHT PAID TO YOUR STATION. No high interest or financing charges. Lowest prices in the history of our company. Big discounts for cash. Send 25c in coin today for beautiful Color Book of Sterling Home Plans and select the home that you want us to ship you.

INTERNATIONAL MILL & TIMBER CO.  
9333 S. Wenona Ave.  
Bay City, Mich.

COLOR BOOK OF Sterling Home Plans 25c

International Mill & Timber Co.  
9333 S. Wenona Ave.,  
Bay City, Mich.


I am enclosing 25c in coin for the beautiful Color Book of Sterling Home Plans. Also send information about your easy-payment terms.

Name.....  
Street.....  
City..... State.....



# Balsam-Wool Blanket

- it tucks in!



## To be truly modern—Heating Equipment must include this Heat Saver

**W**ILL you put a good boiler and good radiators into that house you are building or re-modeling—and stop there—losing a third or more of the costly heat by leakage through the walls and roof?

Or will you make your heating equipment complete—and your home really modern—with a thick flexible blanket of Balsam-Wool?

Even in an old home a blanket of Balsam-Wool in the attic will go a long way toward making the heating equipment modern and complete, add to your comfort and save a fifth or more of your fuel bill.

Balsam-Wool is an essential part of modern heating equipment. Soft and effective as sheep's wool, it lines the roof and walls, tucks into every nook and cranny—keeps costly heat indoors where it belongs.

Balsam-Wool will cost you almost nothing. The saving you make by installing a smaller boiler and smaller radiators pays all or at least a large part of its cost. The fuel you save ever after is clear gain.

Balsam-Wool—flexible, a full inch thick—is made for heat saving. It is not a substitute for anything else in the house.

Whether you are building a new house—or would like to make your present one more modern and livable—you should know more about Balsam-Wool. It is sold through lumber dealers. Send the coupon for free sample and instructive free booklet.

**WOOD CONVERSION COMPANY**  
CLOQUET, MINNESOTA

*Makers of Balsam-Wool, the Flexible Insulating Blanket. Also Makers of Nu-Wood—the All Wood Insulating Wall Board and Lath*

Sales Offices in Principal Cities



Balsam-Wool is a guaranteed Weyerhaeuser product—a blanket of fluffy wood fibre that looks and acts like sheep's wool. It is TRUE Insulation—keeping the house warm in winter and cool in summer—because it is—

- FLEXIBLE—THICK
- EFFICIENT
- WINDPROOF
- WATERPROOF
- FIRE RESISTANT
- VERMIN PROOF
- LIGHT WEIGHT
- PERMANENT



**WOOD CONVERSION COMPANY**  
Dept. 82, Cloquet, Minnesota

M-9

Gentlemen: Please send free sample of Balsam-Wool and booklet "House Comfort that Pays for Itself." I am interested in insulation for

A new house       The attic of my present one

Name \_\_\_\_\_  
Address \_\_\_\_\_  
City \_\_\_\_\_ State \_\_\_\_\_



**SIX  
BUSHEL  
INCINERATOR**  
\$**90**  
only  
Masonry  
about \$50  
additional

**T**HE Basement-Fed Kernerator for the home already built, costs but little more than the portable gas-fired incinerator of half the capacity and provides abundant room not only for garbage but broken-up boxes, cartons, tin cans and other rubbish which nothing less in size can conveniently handle.

The savings in gas pay for it in a few years' time. The large ashpit requires cleaning but 3 or 4 times a year and because masonry cannot rust or burn out, the Kernerator lasts as long as the building.

**Chimney-Fed Model**

— with handy hopper door in or near the kitchen on floor above, uses absolutely no fuel. An occasional lighting (a match does it), burns the air-dried accumulation and the discarded combustible waste is the only fuel needed. Tin cans, bottles, etc., are flame-sterilized for removal with the ashes. The Chimney-Fed Kernerator should be in the plans—can seldom be installed in an existing building.

Write for booklet "The Sanitary Elimination of Household Waste."

**KERNER INCINERATOR COMPANY**  
Offices in 89 Cities  
731 East Water Street Milwaukee, Wis.

**KERNERATOR**  
INCINERATION

Garbage  
and Waste  
Disposal



for New and  
Existing  
Buildings

**Care of kitchen stoves**

L. B. RAY

**N**O MATTER how small or how large the stove, it is really the central concern in the kitchen. In many homes coal and wood are necessary, and while either is more work to operate and care for than gas or electricity, their care can be made an easy task, too. When buying new equipment, select a stove free from nickel ornamentation, for even a small amount may rust, and with the constant blacking the nickel is soon lost to sight! A little whitening mixed with ammonia and water will keep the nickel bright, but it does take work and time. Most blacking is black lead, which may be prepared by adding a little water, (sugar, too, will help to make a good polish) and then applied with a wad of paper or a dauber brush when the stove is cool enough to prevent the blacking turning to steam instantly. Let the blacking dry, then brush or rub long enough to create a polish. It is a labor-saver and a hand-saver to protect the hand with a paper bag or wrap the hand with newspaper. In this way one can burn the paper, and not have a pair of soiled gloves around.

If one keeps a fire day in and day out, it means more care of the stove, and especially if one keeps the firebox so full that the hot coals are directly under the top plate. Such a fire usually means the stove must be kept blackened to prevent it "burning out," or the cast iron from oxidizing and looking like red rust. A wad of paper dipped into dishwater, or rubbed with thin coating of hard tallow will reduce the need for blacking. Where the fire bricks in the back of the firebox wear out or crack they can be mended with a clay and water mixture, but it is better to order a new firepot. This can be done from the nearest hardware store merely by giving the name and number of stove.

The hot water pipes that are set next the firebrick in what is called the "water back"; these should be kept free from ashes, otherwise one need not wonder why the hot water is limited. In the same way a deposit of ashes over the top of the oven may hinder the browning of food cooked in the oven.

Certain kinds of coal form clinkers, and such ashes unless well cleared

out will fuse and adhere to the firebox, so it is best to clear away all ashes. Should these clinkers attach themselves lime, or oyster or clam shells may be banked up close to the clinker and a hot fire made. The heat breaks up the shell and causes it to break or explode the clinker. Both the kitchen range and the furnace can thus be cared for easily, as far as removing clinkers is needed.

*Oil stoves* often smell of kerosene, and when greasy or oozing with oil are unpleasant. Keeping the wicks free from charred rims, having them trimmed so there is no smoky flare from uneven burning, and when no longer needed, turning the wick down, will prevent excess odor. No stove should have the oil container filled to the top—a space should be left for heat expansion. Wicks can be boiled with washing soda and water, and then thoroughly rinsed with scalding water. Let the wick dry so as to have it ready for the next time, while the other is in use. If it is not easy to get more wicks, the old one may be lengthened by sewing on a piece of flannel. This will draw up oil as the wick does.

*Gas stoves* are really easy to care for, for they may be washed with soap and water, and then with a soft cloth or crushed soft paper, wipe them over with kerosene. Boiling the burner tops as with the kerosene stoves will free them from charred food and grease. Sometimes the burner is not detachable and to clean proceed as for the gas stove—have a high and clear flame, and burn until all grease and food no longer sputter but burns with yellow flame. A clean burner will burn blue and clear. Soot that may form from poorly regulated burners can be burned off by opening the regulator until the clearest blue flame burns long enough to entirely remove char.

*Electric stoves* with their enamel as well as enameled gas stoves are so easily cleaned that they represent the easiest type as far as cleaning is concerned. Should there be any food spilled, this can easily be burned off. Washing the electric coils is not possible. Electric grills, toasters or waffle irons are to be burned clear. The loose char can be brushed off.

**What you should know about fire insurance**

Continued from page 586

case the assured desires cancellation the company is required to return the unearned premium, but can calculate the earned premium according to a "short rate" table, and retain such amount. Should the company cancel, it must figure the return premium "pro rata" and charge only for such actual time as the insurance was in force, at that rate, returning the balance. From the time the insurance policy is correctly written, dated, signed, and delivered by the issuing agent, the insurance is in force. In some cases, before a policy is issued, a "binder" is given, which acts until a policy is issued. If you are ever given a binder, be sure that

the company's name is on it, otherwise no company will be liable. Payment for the policy is assumed by the company when it is delivered, and no standard stock company will deny liability because of non-payment. They hold the agent. The collection and payment of the premium is between the assured and the issuing agent.

With care taken in the selection of a company and agent, both known to be reliable, and an understanding of the policy and its conditions had, and complied with, the adjustment and settlement of losses would be simplified. Instead of suits in court losses would indeed be "paid with a smile."



**Modernize Your Country Home With Fresh RUNNING Water**

**F**RESH running water, in un-failing supply, makes possible modern kitchens, modern bathrooms, modern laundries—modern homes. It is the indispensable key to modern comfort, sanitation and convenience. And today, thanks to Myers engineers, this greatest of all modernizers is easily installed in even the most remote country home.

**MYERS**  
Self-Oiling Water Systems

Built to meet every problem of home water supply. Absolutely dependable. Capacities from 200 to 10,000 gallons per hour. Styles for deep and shallow wells; for operation by hand, wind, gas engine and electric power. Myers Electric Water Systems are entirely automatic—self-oiling, self-starting, self-stopping.



Consult any Myers dealer and write us for catalog and complete information.

**The F. E. MYERS & BRO. CO.**  
101 Orange St.  
Ashland, Ohio

**Paint Without Oil**

Remarkable Discovery That Cuts Down the Cost of Paint Seventy-five Per Cent

A Free Trial Package is Mailed to Everyone Who Writes

A. L. Rice, a prominent manufacturer of Adams, N. Y., discovered a process of making a new kind of paint without the use of oil. He named it Powderpaint. It comes in the form of a dry powder and all that is required is cold water to make a paint weather proof, fire proof, sanitary and durable for outside or inside painting. It is the cement principle applied to paint. It adheres to any surface, wood, stucco, stone or brick, spreads and looks like oil paint and costs about one-fourth as much. Write to A. L. Rice, Inc., Manufacturers, 9 North St., Adams, N. Y., and a trial package will be mailed to you free, also color card and full information showing you how you can save a good many dollars. Write today.

**FREE AWNING BOOK**  
SEND FOR IT

**L**EARN about Shady-way roller awnings. They add the final touch of beauty to your home and keep it cooler in summer. Protect your furnishings from fading, keep out the sun's glare. Shady-way awnings are easier to install. They stay put—once up, always up. No winter storage. Neatly tailored, always taut and do not flap in the wind. Roll up and down like a roller curtain, from inside. Nine new, improved awning features are completely illustrated and described in our Roller Awning Book, free to home owners. Send for it now.

Shady-way Awning Division,  
SHANKLIN MFG. CO., Inc.,  
2771 S. Eleventh St., Springfield, Ill.

Name .....  
St. & No. ....  
City.....State .....





For only \$70 you can stop this drudgery!

Don't let your family undergo "pump-and-carry" drudgery—when it can be stopped by an investment of only \$70. Don't ask them to go without the convenience and comforts of Running Water under pressure when it takes so little to install a Fairbanks-Morse Home Water System.

The attractive blue-lacquered enclosure of the unit shown below contains pump, electric motor, tank and automatic control—ready without further cost to deliver running water—and can be obtained for a sum far less than most families spend for less necessary comforts. Just use the coupon to secure full information or descriptive literature.



Only \$70

Cash f. o. b. factory for 210 gal. per hour size. Complete with motor for 60 cycle or direct current. Also available in 400 gal. per hour size at \$100.

\$20 Down

The F-M Finance Plan brings this water system to your home for as little as \$20 down. Balance in easy monthly payments.

**FAIRBANKS-MORSE**  
Home Water Systems

Fairbanks, Morse & Co., Dept. P-3,  
900 S. Wabash Ave., Chicago

Send your FREE Home Water Service Book and Special Circular giving full details about the New F-M Home Electric Water System.

Name.....  
Address..... R. F. D.....  
Town..... County..... State.....

My source of water supply is:  
 Lake  Spring  Stream  
 Deep Well  Shallow Well  Cistern  
 Have you electricity?  Yes  No

**ERNEST MCCULLOUGH**  
Mem. Am. Soc. C. E.; Mem. Inst. Struct. Eng.  
Consulting Engineer and Architect  
**BUILDING COUNSELOR**  
Consultation personally and by mail on home planning, design, financing, specifications, labor, materials, equipment, remodeling, etc.  
11 West 42nd Street New York City, N. Y.

## For the home mechanic who likes a forge

R. S. HENRY

THERE is a new thrill for the home mechanic when he first works at his own forge and anvil. When one realizes that a powerful bar of iron becomes as putty by the mere application of heat, that we may twist and turn it like a piece of taffy, that upon cooling it becomes again a powerful bar of iron with the new permanent shape we have given it, he begins to sit up and take an interest.

Metal-working tools for the home are no more a mystery than wood-working tools. An anvil, a small, portable forge, two pair of blacksmith's tongs, a cold chisel, a hot chisel, a "flatter" and a machinist's hammer, compose the list.

The old family hack saw, the emery wheel, the decrepit machinist's vise and a breast drill, these things are useful baggage which every home shop carries. They also will be needed when fire has made butter of that strip of iron which we intend to form into fantastic shapes of hinges, lat hes door knockers, weathervanes, or Paul Revere lanterns, not to mention other things.

### SETTING UP THE PLANT

The portable forge must be provided with a smoke hood and a stove-pipe to carry off the gases of the burning soft coal. The anvil is set upon a chopping block, or a sawed-off timber, of a size to fit its base, its top at a height of about twenty-eight inches from the floor. This tool runs, in weight, for the home shop, from fifty to a hundred and fifty pounds. The old vise is fastened to a near-by heavy bench. The tools are hung in a rack on the wall. A small coal box and water tub are provided near the anvil and forge. Presto! We may begin work!

### WHAT MAY BE MADE

An inclusive list would cover nearly every known tool, utensil or ornament from a jeweller's screwdriver to a plowshare or a harvesting machine, but the things the home mechanic will most enjoy making are wrought iron or steel candle-lanterns, flower pot stands, candlesticks, colonial hinges, latches, shutter stops, andirons, fire tongs, wood baskets, shovels.

The reason we say wrought iron, or steel, is because genuine wrought iron is scarce and soft steel is plentiful and cheap. It is pleasing to work with, and when it is not to be exposed to weather, is thoroughly satisfactory.

The old H hinges and latches are remarkable for their qualities of rust resistance, ductility, tenacity and endless endurance under stress, as well as their beauty of pattern. A genuine old hinge plate may be bent back and forth many times, pounded into all kinds of shapes and back again without breaking. Swedish or Norway wrought iron is a leader for this kind of work.

### DESIGNS

These should be drawn on paper before proceeding to cut the material.

The material itself consists of square bars of any length and dimension, round bars and flat bars, from less than one-sixteenth inch in thickness and a quarter inch in width, upward. This is bought by weight. Sheet iron, instead of bar iron, is used for flat work like lantern sides, and candle sconces. This is obtainable in any gauge or thickness.

Flat work with straight sides and square ends to be merely bent, punctured or bolted together, as with flower vase stands, is the easiest to turn out. Much of it requires no forge work at all, but rather anvil work with a hammer, cold chisel, drills, hacksaw and monkey wrench.

If the design calls for curves in the sides of the strap iron, this will be first heated as high as you wish, but not beyond a white sparkling heat (less heat with steel), and the shape is then cut out on the anvil with the hot chisel and hammer. This is often called "splitting out" the shape. It is true that the amateur may use files and hacksaw, with the work held in a vise, for shaping cold; but, in the end, the anvil method is easier and more satisfactory. The most intricate outlines can be followed with smaller hot chisels sufficiently closely for file finishing at the bench.

To bend around a hinge plate for a bolt socket, the iron is heated very hot and is tapped around the bolt itself which is held firmly in the vise. It may be loosened by working with pliers or tongs. If iron or mild steel is very hot, it shapes so easily that turning corners or rounding flat edges is mere child's play.

### TECHNIQUE AT THE ANVIL

Mild steel, when heated very rapidly to too high a heat (that is beyond a cherry red) is injured. It "wastes" the thinner outside part before the heavier parts are hot enough to be workable. A white heat is a wasting heat for steel. For iron one need not think of this factor.

While working at the anvil stand directly in front of it. Take long, even, hard strokes with the hammer moving in a circular arc. Keep the elbows away from the sides. Do not "peck at it." Go at it, beat the shape into it while it is hot, for you are wrestling to conquer a prince of materials.

We have all heard of cold chisels for nicking or cutting cold iron or steel. A "hot chisel" is similar in appearance, but is shorter, stockier and is mounted on a handle like a hammer. It is the principal cutting tool you will use.

### THE HELPER

When the hot chisel, the tongs, holding the iron in place on the anvil, and the hammer are all needed at once, it is evident that a lone operator would need three hands. Not being supplied with this number, he must call on a helper. The operator holds the iron on the anvil with the tongs in one hand, the chisel where he wishes to cut the line, with the other hand, and the helper hits the chisel with the striking (continued on page 596)

# Kaustine

SEPTIC TANKS ARE MADE OF

## ARMCO INGOT IRON

A VERY DEFINITE REASON WHY THEY ARE BETTER

EVERYONE knows that Armco Ingot Iron is the purest iron made—the longest lasting, most rust resisting of all materials for the construction of septic tanks. That's why Kaustine Tanks are made of this splendid material—why they outlast the homes they serve—why they give greater value dollar for dollar invested. Yet they cost little or no more than many ordinary steel tanks. There is a Kaustine system to take care of the sewage disposal of the entire home—the bathroom, lavatory, toilet, sink and laundry, and the cost is surprisingly low. Underground, out of sight, these septic tanks are a sound investment in health and comfort.

# Kaustine

Systems for Sewage Disposal



GET THE FULL FACTS USE THE COUPON

It will bring you a free copy of "Scientific Sewage Disposal"—an authoritative treatise that tells you what you want to know about sewage disposal for unsewered districts.

KAUSTINE CO., Inc. 43 Main St. Perry, N. Y.

Send me a copy of the free book "Scientific Sewage Disposal for Country and Suburban Homes."

Name.....  
Street.....  
City.....



## The New Artistic Idea in Screens —

When you build that new home, or remodel your present one, you can be sure your screens are up-to-date, if you will equip with neat, trim, durable metal-frame screens.

You may wish to have your screens in color. If so, you can secure whatever color you require to harmonize with your decorative plan.

Your screens are important. To assure you the finest screen results and the smartest appearance, the leading American Screen designers, through this association, offer you valuable help in planning your screen equipment. Send the coupon for booklet, "The Fine Art of Screening the Modern Home."

The Screen Manufacturers Association of America Member representatives in all principal cities



The newest ideas on screening are told by the Association's experts, in this book. It is free.

THE SCREEN MANUFACTURERS ASSOCIATION OF AMERICA  
462 East McMillan St., Cincinnati, Ohio  
Please send free your new booklet, "The Fine Art of Screening the Modern Home."  
Name .....  
Street .....  
City ..... State .....

## Artificial flower forms

MARGARET FLEMING

ONE of the most prized possessions of our grandmother's day was the "whatnot." This horrible piece of furniture, its very name a question and a negation, hinting at its entire lack of practical value, was a tier of shelves which usually stood in the corner and held a miscellany of objects chiefly distinguished for their ugliness or their sentimentality. The bottle of colored sand from the Holy Land rubbed shoulders with the porcelain shepherdess and her lover and the souvenir cup from Niagara Falls. In such a hodgepodge, even the objects that chanced to have an ornamental value enjoyed no opportunity to display it.

To-day bric-à-brac and occasional ornaments have come out of the corner and taken their place as necessary highnotes in the decorative scheme. They are the thin, bright flutes of the color orchestra. Because they are simpler, though more sophisticated, in line, and because they are fewer in number, they have won a new importance.

Perhaps the most striking development in decorative accessories that has come during the last few years has been the growing popularity of artificial flowers, and the new and fantastic designs in flower vases. From France, Scandinavia, Germany, Italy and American factories have come unique and beautiful flower forms, some of them bizarre and highly conventionalized, bearing the stamp of the modernistic; others such faithful reproductions of the real blossoms that the bees themselves could hardly tell the difference. These flowers are made of a great variety of materials—wax, glass, feathers, tin, silver, isinglass, cloth, crystal, shell and pine cones. If chosen with a knowledge of the decorative plan of the house for which they are bought, they make delightful Christmas gifts.

For the realist, who wants to reproduce in her home, as nearly as possible, the freshness and beauty of summer flowers all through the winter, the best choice is those imitations made of wax. They are almost unbelievably well done. At first thought they may seem impractical, because of the difficulty of keeping them clean, but this drawback is merely a notion. They can stand 100 degrees of temperature, and can be easily cleaned by dipping them in tepid water in which soap flakes have been dissolved. This same method of cleaning may be used with the shell, crystal, glass, tin and silver flowers, but of course not with those made of cloth or those whose petals have been glued together, like the home-made sealing wax and paper forms.

Reproductions can be bought in wax of almost all the big blossoms. One of the most beautiful is the long, graceful spray of dogwood, with its delicate white petals flushed with pink at the center. Roses, tulips, poppies, iris, jonquils and gladiolus also lend themselves to this art. Almost as realistic, though difficult to keep clean, are the cloth reproductions. These are particularly effective in sprays of forsythia and branches of autumn leaves, which give a splash

of color to a room when placed in tall vases on the floor or a grand piano or a low book shelf.

Third in the group of the realistic copies are the tulips made of spun glass, which may be bought to stick in a frog in a flat dish or purchased already "rooted" in quaint flower pots filled with imitation sand. These last are particularly beautiful used as the center of the table ornaments when real flowers are expensive or difficult to get. Some of the newer designs show them in flat vases, from the edges of which rise candelabra, thus completing the center of the table ensemble.

Most of the flower designers to-day, however, scorn the realistic; the artificial "flower" is looked upon as a thing of beauty in its own right. It bears only the faintest resemblance to the creations of nature. In its extreme forms it makes a perfect harmony with modernistic furniture, which bears only the faintest resemblance to the creations of former periods. Some of the most bizarre flowers are made of glass, and look as if they might have been grown in the gardens of the moon. They are fashioned of white and red glass and are shown in modern vases. The great difficulty of such flowers is that they are hard to compose, and so heavy that some device must be used to make them stand upright. A glass frog at the bottom of the bowl will do this or if a very small-mouthed bowl be used this must be filled with water. Some attractive little glass and crystal trees come "planted" in a solid piece of glass made to look like a clear vase filled with water.

Durable and interesting are the modernistic flowers made of tin and silver. Unique, but at the same time decorative, are the modernistic flowers for use in a vase or bowl on a low, modern table. These dainty little things are made of hundreds of tiny pink disks strung on silver colored wire. They give the sweetly cloudy effect of a branch of cherry blossoms. Another lovely flower is the zinnia fashioned out of pine cones painted in brilliant colors.

Two other designs in modern flower imitations, both of them to be placed in quaintly triangled modern vases made of white porcelain inlaid with silver, are of colored isinglass. They look like the ghosts of dead blossoms. Still others are of cloth, painted black and white and silver, the whole arrangement making a striking study in black and white.

Very effective and "Frenchy" is another group of flower copies made of feathers, especially those fashioned of long scarlet feathers with a black center, giving somewhat the effect of a single dahlia. They are very graceful and easy to arrange in a long vase.

Most colorful are the various imitations of autumn fruits and flowers. A vase of blown crystal, speckled with blue, makes a pleasing contrast to an imitation spray of red peppers.

A débutante, though a somewhat awkward one, in the society of artificial flowers, is the cactus. For many

## Invite the Happy Little SONG BIRDS to your Home Grounds



Wren House

by putting up houses built to fit the needs and habits of each little tribe. Enjoy seeing and hearing the beautiful little song-birds singing or working in your garden hunting the cut worms, bugs, moths, caterpillars and other annoying insects which devastate your choice trees, shrubs and flowers. Martins feed from the air and each one destroys thousands of mosquitoes daily.

### They are looking for homes

and your thoughtful provision of the kinds of homes they like, water to bathe in and some simple foods they crave, will bring multitudes of beautiful and useful song birds to your garden year after year.

DODSON scientifically designed and artistic bird houses are a feature in the most beautiful estates, country clubs and parks all over America. They are in a class by themselves on account of their superiority in design, material and workmanship. Sold only direct at prices even owners of modest homes can well afford.



Flicker House



Martin House of 48 Rooms

This fascinating book, "Your Bird Friends and How to Win Them," sent to anyone who loves our beautiful songbirds. It illustrates, describes and gives prices on all styles of bird houses, shelters, bird baths, special foods, etc. Mailed free on request.

**JOSEPH H. DODSON, Inc.**  
853 Harrison St. Kankakee, Ill.

## O. Henry Kipling Conrad

Three names that just about cover modern literature.

AT ALL BOOK STORES

Use This Coupon, Own a Better Home  
**BUILD and SAVE!**  
\$500 to \$2,000 on a Complete, Attractive Home. Modern in Every Respect.

Get This Book Explaining Financing, Easy Payments and Quality Materials with Prices and a Hundred Plans from which to choose Your New Home. **FREE!**



"The Mitchell" 5 Rooms and Bath \$40  
**SEARS, ROEBUCK and CO.**  
PHILADELPHIA or CHICAGO


Please send Your 124-Page Book of Homes described in "American Home" March 1929.

Name .....  
Address .....


(Continued on page 596)



# LUPTON CASEMENT WINDOWS



All of the handles are of clear-cut design, congenial to the band, and of the right length for comfortable leverage.



The home of Mr. E. H. Younglove, Glencoe, Illinois, showing how the graceful lines of Lupton Casements add to the appearance of the house. Architect, Mr. Rudolph Nedved. Contractors, Murray and Sinclair.

An interior of Mr. Younglove's home. Lupton Casements enhance the effect of gay chintz and the friendly atmosphere of the room.


## THE CHARM OF A HOME IS EXPRESSED IN ITS WINDOWS

SUNSHINE and dappling shadows. A glowing garden border, and then the house, standing cool and clear-eyed on its velvet carpet. Its many casement windows—trim, modishly slender, architecturally perfect—set open like little sails, capture the vagrant breeze and lead it indoors to wander through quiet rooms.

It is winter. A crisp moon rides high in the heavens. From the black bulk of walls, the casements gleam with merry firelight and softly shaded lamps. In vain the sleety wind hurls itself against their snug security.

Lupton Residence Steel Casements represent the highest development of

the home window. They embody the most modern appointments. Cross-pieces, dividing the panes, are slender and graceful, and in perfect harmony with modern decoration. A double contact of sash and



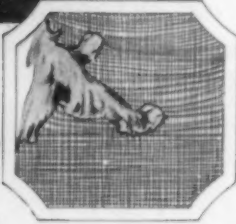
frame shuts out wind and rain and saves weather stripping. When opened, Lupton Casements can be cleaned, from within, on both sides. They permit any choice of screens and draperies.

We have prepared an interesting booklet, "How Windows Can Make Better Homes," which shows the application of steel casements to the modern house, at a cost in line with the average building budget. A copy will be sent to you free on request. DAVID LUPTON'S SONS CO., 2267 E. Allegheny Avenue, Philadelphia.

At left. A close view of a Lupton Casement illustrating how windows can be set at any angle to catch the prevailing breeze.



He just can't make his paws behave . . .



*Zip Goes the Screen!*

WHEN mother asked: "Who put the holes in the screen?" the Baby pointed an accusing finger at the Dog. The Dog hung his head a little sheepishly and looked in the direction of his Master.

The Man-of-the-House said a baneful word about such flimsy, feeble, good-for-nothing screens and decided then and there to replace all screens throughout the house with New York Wire Cloth, a wire cloth that had proved its qualities.

Screens made from New York Wire Cloth are firm—fine-meshed—strong all along the edges where the wear and tear is greatest, because of the reinforced selvage.

OPAL is a heavily zinc coated wire screen cloth made from the best hard drawn steel wire, full gauge and perfectly woven. Its protected White Satin finish blends well with any color or type of home.

LIBERTY Golden Bronze is made of hard drawn bronze wire, non-corrosive, strong, resilient, perfectly woven with uniform mesh and straight lines. It has a beautiful rich gold color.

LIBERTY Antique Bronze is made of the same high quality non-corroding, hard drawn bronze wire, full gauge and perfectly woven. It has a beautiful dark rich antique color, making it practically invisible.



OPAL Zinc-coated

Your hardware dealer has New York Wire Cloth. See him now. Look for the Minute Man Trade Mark "The Sure Defense"

Manufactured by the



NEW YORK WIRE CLOTH COMPANY  
342 MADISON AVENUE NEW YORK



LIBERTY Golden Bronze

## Solving the furniture placement problem

MANDUS E. BRIDSTON

I LOOKED around our apartment one morning, after the architect's plans had been approved and the builder's crew was just starting to break the ground for our new home. Our house was to have seven rooms. How much of our three-room apartment furniture would be adaptable for the new home?

Suddenly, I realized that here was a new home problem that had never occurred to me. And I had a budget complex too. New furnishings for the home could cost us just so much and no more, and therefore we must use as much of our present furniture as possible.

I got out a blue-printed floor plan that had been left with us, and consulted it without much result. Furniture placement, done "in the head," gave me but a very cloudy idea of what my room ensembles would be like. Then I had my idea, the development of which has not only resulted in a more artistic home interior, but returned us many fold in actual dollars and cents.

It took three afternoons before I had something to show for my labor, and then I had only the beginning—a floor plan of each of the seven rooms in my new home with each plan charted off in squares representing a square foot of floor space.

My next step was to make an itemized list of the furniture I had on hand, making this in two divisions, the articles I would wish to take with me and those I would want to dispose of. This important task accomplished, I again got busy with ruler and drawing pencil, this time drawing miniature pieces to represent the articles I had on hand, and drawing them accurately to the same scale as the floor plans. I drew these miniatures on a fairly heavy piece of cardboard, but not so heavy that the pieces did not trim evenly when I cut them out.

Scattering these miniatures on the floor plans, but not pasting them, however, gave me a clue as to the additional pieces of furniture which I would require. Of course, I had measured the pieces before drawing the miniatures to scale, and I now found it necessary to make a trip to a furniture store, to discover the dimensions of the new pieces I would require. I found that overstuffed pieces, particularly davenports, came in several sizes, and in order that I would know which size would be most adaptable for my living room, I made cardboard miniatures in two sizes.

When I had every piece of furniture which I thought I would require for my new home, represented by a miniature cardboard replica, scaled according to my floor plans, I was ready for the actual business of furniture placement. Then and there dawned the deepest appreciation for my new plan, for as I made one "discovery" after another, I wondered what would have happened if I had followed the usual custom of purchasing the furniture first, having

it sent out to my home, and then arranging it. Furnishings won't shrink or expand, and neither will floor space or wall space, so that after the home is turned over by your builder as finished, it is somewhat too late to make adjustments.

I wasn't at all in a hurry to paste up the cardboard miniatures. There were too many questions to answer first. Should the davenport be placed against the wall, and which wall? Or should it be near the fireplace, and how near? Or would it look better under the window? And should the Cogswell chair be near the radio or by the floor lamp? Every time a question presented itself, I would solve it by moving about my cardboard miniatures, an extremely simple procedure compared to the process of trying actual furniture in various positions, and then finding it not adaptable.

Then I was able to get excellent perspectives of my rooms. With the floor plans, and their arranged cardboard pieces, before me, I could discern at a glance if one end of a room were too heavy, whether I was crowding in too much furniture, or if a room ensemble had a sparsely furnished effect. In two instances, partitions had to be changed so that artistic interior arrangements could be worked out, and in the living room and in one of the sleeping rooms, window spaces had to be adjusted. All this could be done easily before it was too late. Thus, instead of having my interior decorative scheme achieved according to the exactions of the rooms, the rooms, as backgrounds or settings, had to meet the exactions of my furnishings. For instance, I have really an old treasure of a desk, a family heirloom, and if I had not used a timely rearrangement of certain windows, there wouldn't have been a proper niche for it at all.

In arranging for floor plugs and wall lighting fixtures, my scaled floor charts proved more than useful. These lighting accessories were placed in the proper positions in the rooms, with relation to the furnishings, and I didn't have to arrange my furniture because the floor plug was there and a wall light was here. Incidentally, more floor plugs were provided than if I had mentally figured out how many I needed. Each floor plug is double, also, so that emergency lighting may be cared for without disturbing the regular light sources. I'm looking forward to another holiday season, when illuminating the Christmas tree won't present a problem at all. In our apartment, I remember, we always had to sacrifice the reading lamp when Christmas time came around, for of course, a double socket could never be found at the proper moment.

Since moving into our new home, I have been spared those regrets—"If I ever build a house again, I will do so and so. . . ." This is because I worked it all out on paper before the builder had even achieved the basement stage.



### Evenings that live longer

FOR all of us, the evenings that live longest in memory are those we spend at the fireside.

That's why your new fireplace will be such an important part of your new home. Be sure it is built right! Read the Donley Book of Successful Fireplaces now. It contains 59 beautiful designs, shows just how the mason should build the fireplace interior and describes the proper fireplace equipment to use.

Send 25c for this authoritative fireplace guide

The Donley Brothers Co. 13934 Miles Ave. Cleveland, O.

**DONLEY DEVICES**

Complete the Home



### Protect Your Home From the Elements With A Natural Stone Roof

Slate is fireproof for flat or sloping roofs. Slate Roofs, Garden Walks, Floors, Wainscoting, Window Sills and manifold other decorative and practical uses, are illustrated in booklets. Write for "The Incomparable Beauty of Slate Roofs" and "The Charm of Slate Floors and Walks."


NATIONAL SLATE ASSOCIATION  
Drexel Building Philadelphia, Pa.



What shall I put on the mantel?

No end of gay, amusing accessories and pottery to brighten up your mantel in *The American Home!* \$1 a year. Address Garden City, N. Y.





# IT IS A TEST FOR HOUSEHOLD CLEANLINESS -

*what does it tell in your home?*

IF THERE is one thing that "places" a family's standard of living it is the manner in which they keep house. The bathroom, most of all, is a clue to the standards of the household, and the most conspicuous thing in the bathroom is the toilet seat. This piece alone is often the flaw in an otherwise presentable house and one which is sure to lead to unfavorable impressions. Fortunately, such a defect may be obviated easily and inexpensively.

A handsome Church Toilet Seat, strong, uncrackable, smooth as glass, may be fitted to any make of bowl in ten minutes with the help of only a pair of pliers. As readily as the rest of your furniture, it goes with you when you change residence.

You will find that Church Sani-White Seats are now the usual installation in modern homes and apartments. Your neighboring plumbing establishment has them on display.

### *Also in nine modern colors*

On a wave of deserved popularity, Church colored seats have been swept into those interesting homes that are so effectively bringing color into every room. These seats are now available in nine pastel shades and nine sea-pearl tints. This wide range of beautiful colors permits one to manage just the right color scheme for the particular bathroom.

### *Ever-durable*

Like the Sani-White Seats, the colored seats are definitely guaranteed not to crack, splinter or tarnish. This is also true of Church bath chairs and stools. The covering on them is not a paint, lacquer or enamel. It is solid, and has no joints in which germs or dirt can lodge. After years of service this covering will remain sanitary and free from blemish. Write for illustrated folio. C. F. Church Mfg. Co., Dept. A-3, Holyoke, Massachusetts.



**Church** *sani-* **Seats**

*"Toilet Seats for Better Bathrooms"*  
Sold by all plumbing stores since 1898

# Who'd ever think it was zero outside?



**"Thank goodness we put in our Newport Boiler last summer! It's biting cold tonight, yet in here we're as snug as can be. And I haven't touched the coal shovel since before breakfast."**

One of the first essentials in a modern home is a heater that will provide even heating under all conditions, with least possible attention and lowest fuel expense. The Newport meets these specifications easily, with plenty of extra merit to spare.

Gravity fuels the Newport magazine-feed boiler, in accordance with the weather's requirements and the magazine holds enough fuel to last from one to seven days, depending upon the temperature wanted. Furthermore, small size coal used in the Newport costs at least \$5.00 less per ton and positively makes a fuel saving of from 30 to 50%.

It will pay you to investigate the Newport before installing a boiler in a new or old home for the experience of legions of satisfied Newport owners indicates that this is the one boiler which will completely meet your needs.

NEWPORT BOILER COMPANY  
529 S. Franklin St., Chicago

## NEWPORT MAGAZINE FEED BOILERS

Your own heating man makes the installation



This diagram shows the unique magazine feed principle of Newport Boilers. You fill the magazine once a day to two or three times a week, as the weather demands. As the fire burns, gravity feeds down more fuel and maintains an even fire-bed.

Newport Boiler Company  
529 So. Franklin St.  
Chicago, Illinois

Please send me the facts. "About how my family fuel budget can be cut nearly in two."

Name .....

Address .....

City ..... State .....

Distributes in all principal cities—U. S. and Canada

## Artificial flower forms

Continued from page 592

years the cactus dwelt in thorny isolation, but the modernistic designers have taken it to their hearts—and seem to suffer no discomfort from the embrace. Its extreme simplicity of line and its interesting silhouette make it particularly appropriate in modernistic interiors, in many of which you will find the growing cactus occupying an honored place. From the popularity of the real to the popularity of the imitation was only a step, so that one may now buy pseudo-cacti of all sizes, "planted" in weird, triangular shaped pots.

The development of modern art in vases and flower holders has kept pace, if not outdistanced, the development of the flowers themselves. Indeed, there has been a vast and awakened interest in all forms of ceramics, pottery and glass making, which has expressed itself not only in the extremes of the modernistic vogue, but in exquisite reproductions of old designs. Characteristic of the new designs is an extreme simplicity

of form and a use of smooth surfaces, often of some brightly polished material which will reflect surrounding colors. Mirror glass is a favorite; many vases are made of silver glass or of a mosaic of tiny mirrors. Triangular mirror wall brackets may also be bought. Vases, especially those for the center of tables, are frequently placed on flat mirror reflectors. Some of the newest of these reflectors are made of black glass.

Beautiful vases made of copper with flat silver inlays come to us from foreign craftsmen. Popular also are vases of crackle ware. Many interesting things are being done in glass, and some of the new designers are making use for ornamentation of what was formerly considered a fault in the blowing. Some of the new glass vases show many bubbles, giving them an opaque appearance, and others have their surfaces flecked with small specks of white, black or a color.

## For the home mechanic who likes a forge

Continued from page 591

hammer. But this is not big work, or heavy work, and hot iron cuts like magic. To be a helper for a few minutes is a rare opportunity for any member of the family. The very smell and color of the hot metal, the cheerful ring of the hammer on the anvil, all these things are symbols of the power which has built the world.

### A FEW ODD BITS OF INFORMATION

Steel is made very hard and brittle by fast cooling; it is made soft and tough by slow cooling, as in a bed of hot cinders. Iron may be cooled fast or slow. Iron may be "case hardened," for use in machines, by heating it red hot, sprinkling it with a mixture of equal parts of prussiate of potash and sal ammoniac, reheating, sprinkling again, then plunging it into a bath of salt water.

The process of welding iron or steel is important. It is used in joining pieces together. The metal is tapered to match up at the ends, or broken place, with a lap. Both ends are heated. It is sprinkled with sand, in the case of iron, borax in the case of steel, and then reheated. When iron is at a sparkling white heat, or steel at a high cherry heat, it is quickly

transferred to the anvil, where a few quick, sharp raps will join the pieces together.

The expression "strike while the iron is hot" must have originated in relation to the welding process, for this is just what is necessary.


Holes for bolts or screws are best drilled in soft iron or steel with an ordinary ratchet drill, or they may be punched while the metal is hot on the anvil. Cold drilling is more accurate. To write or etch a name or inscription on the metals, cover the surface with a thin coating of melted beeswax. When it has hardened, write the inscription with any sharp tool cutting the wax to the metal beneath. Paint a mixture of eight parts muriatic acid and one part nitric acid into the writing. After four minutes, flush it out with water, remove the wax, and the inscription is found etched into the metal.

### THE JOY OF HOME WORK IN METAL

Wooden things may wear, dent, splinter, crack. There is a feeling of impermanence about them; but when we have shaken hands with Prince Iron and King Steel, we feel that we have met the conquerors of time.



## Make Your Windows Bloom with Flowers



INSTEAD of looking out on a dull, gray world, let gardens of beautiful flowers greet your eyes, giving joy to those in the house and to every passerby—turning your house into HOME! With Success All-Steel Flower Boxes you can have successful window gardens the year round. Their scientific construction gives the plant roots just the right amount of air and nourishment without danger of overwatering. Last a lifetime. Sturdy steel with strongly welded seams and corners. Cheerful green enamel finish. Used indoors or out, they do not leak. Surprisingly economical. For example, the standard width Success Boxes, 8 1/2 in. wide by 6 1/2 in. deep and 24 in. long costs \$1.75; 30 in. \$2.25; 36 in. \$2.75. If your dealer doesn't carry Success Boxes order direct from us.

Folder "Beautify Your Home" FREE.

SUCCESS MFG. CO.

Dept. AH-3 Gloucester, Mass.

## Success ALL-STEEL Flower Boxes

ORDER AT OUR RISK

I enclose \$..... Please ship me a Success Flower Box, size..... inches long. You will refund my money if box does not please me in every way.

Name .....

Address .....

## RAISES \$10<sup>00</sup> FOR CHURCH in 11 minutes

Mrs. Seawell of Missouri found DUST-AWAY—the amazing mop innovating the greatest money raiser ever heard of. A West Virginia auxiliary raised \$276 with it—and one Sunday school class made \$60 in one week. DUST-AWAY sells everywhere like wild fire. Has 13 novel features. Makes broom into a mop in one minute. Washes out in a jiffy. Gets into hard places, under radiators, between banisters, etc. Holds dust without oil. No metal to scratch. Exactly what women have always wanted. Approved by Good Housekeeping Institute! **Test Sample Sent FREE** Send for a test sample of this clever work-saver—FREE on request to officer of any recognized church society. A two minute test will show you tremendous money-raising possibilities. Our special plan increases church funds quickly without investing one penny. Write for sample today to **GLENCO PRODUCTS CO., Dept. C-507, Quincy, Ill.**

## Important Notice

To readers attending flower shows

Special exhibit showing the various interesting uses of DuBois Woven Wood Fence will be found at all leading flower shows, including:

- CHICAGO, Feb. 23 to March 3
- NEW YORK, March 11 to March 16
- BOSTON, March 19 to March 23
- BUFFALO, April 6 to April 14


**NOTE:** Illustration of DuBois Woven Wood Fence in full color and coupon for free catalog will be found on inside back cover.



# There's hidden treasure IN YOUR OLD HOME



(above) This solidly built but unattractive old house was worth little more than the ground it stood on. And its displeasing appearance constantly tended to lower neighborhood real estate values. Then its owner modernized it. See the right-hand picture.



This Free book tells you how to find it



(right) Here is the same house after modernizing in the popular Mediterranean style with STEELTEX for stucco overcoating. At moderate cost it gained the beauty, dignity, and attractiveness of the most modern home. Its real estate value was immediately enormously increased.

IF YOU have an old home that you've wished was like the new, modern houses you admire, you can gratify your wish—at a very small cost. Today it's easy to modernize almost any home. Have that extra room, sleeping porch, or sun porch. It means not only added comfort, convenience, and pride—a few hundred dollars spent for remodeling, if wisely used, is sure to create an astounding increase in the value of your property.

How great that increase may be, was told recently by C. Stanley Taylor, nationally known architect and building economist. Mr. Taylor is Director of Research for *Architectural Forum*, *Building Age*, *Country Life*, and a number of other publications in the building field.

He says: "I have known cases where remodeling at a moderate cost tripled the value of a house. Of course it is not always possible to add so much; but it is safe to say that a well-planned and well-built remodeling job, with modern building materials, *always* adds at least double its own cost to the resale value."

### New overcoats for old houses

One of the easiest changes you can make is to cover your home with beautiful stucco, as was done in the example illustrated above. Yet as you see from the picture, nothing is so likely to improve the appearance, and to increase the value far beyond the cost of the

change. STEELTEX has made stucco overcoating one of the most satisfactory alterations that can be made to a house.

STEELTEX can be nailed right over the old clapboards or shingles as a base for stucco. To use STEELTEX is to embed in the stucco a network of steel that can withstand strains at the rate of 78,000 pounds per square inch of steel. STEELTEX not only guards the stucco, but it strengthens the whole framework of the house with rigid steel.

Moreover, STEELTEX has a double, water-proofed backing which provides damp-proofing, insulation, and sound-deadening. It makes rooms warmer in winter, cooler in summer, quiet and restful the year round. Perhaps your home is draughty and hard to heat. The tough backing will mean greater comfort, smaller fuel bills.

### Every remodeling feature is covered in this free book

Whether or not you plan to remodel this year, send for free book, *Home Modernizing at Moderate Cost*. It illustrates various remodeling ideas for *your* home, with photographs and remodeling suggestions for actual homes, big and little, in the attractive Colonial, English, and Mediterranean styles now so much in vogue. Each suggestion gives itemized costs, and resale valuations by experts.

This free book, in addition, saves you annoying mistakes. Its complete check lists cover every feature from cellar to ridgepole affected by remodeling. By checking your plans with these lists you make certain that nothing has been overlooked when you modernize.

The coupon below brings you this book. Send for it today. It will reveal to you some of the possibilities easily within your reach through the use of beautiful and durable stucco reinforced with STEELTEX.

National Steel Fabric Company  
DIVISION OF  
Pittsburgh Steel Co.  
3203 Union Trust Bldg. Pittsburgh, Penna.  
World's largest manufacturers of welded steel fabric


**STEELTEX**  
FOUR TYPES—SAME PRINCIPLE  
SAME PROTECTION  
for plaster . . for stucco . . for floors and  
roofs (concrete and gypsum)  
for stone or brick facing

National Steel Fabric Co., 3203 Union Trust Bldg. Pittsburgh, Penna.

Send me a free copy of *Home Modernizing at Moderate Cost*.

Name \_\_\_\_\_  
Street \_\_\_\_\_  
City \_\_\_\_\_ State \_\_\_\_\_





## SHAPCO RADIATOR SHIELDS and ENCLOSURES

will save your walls,  
drapes and furnishings

For over 20 years, the SHAPCO line has been the first choice of discriminating homeowners. Unequaled in style, quality and performance. Protect walls and draperies—transform unsightly radiators into artistic consoles and seats. Made in many styles and sizes, with glass, marble or metal tops. Easy to install. Get full particulars.

SEND FOR BOOKLET

SODEMANN HEAT & POWER CO.  
2307 Morgan Street, St. Louis, Mo.

Send me free booklet—

Name.....  
Address.....  
City.....State.....

### Sunshine Clothes Drier

Gently turns in the breeze giving each piece an equal chance at the air and sunshine. Dries entire wash evenly and spotlessly clean. Stand in one place to hang up the whole basket of clothes. Folds like an umbrella to store away. Housewives like its many exclusive improvements. Has 135 feet of finest line. Let us send illustrated folder A-229. Clay Equipment Corp., Cedar Falls, Iowa

### PLUMBING & HEATING

SEND FOR THIS BOOK

YOU'LL find this book helpful if you are building a new home or modernizing your present home. . . Suggestions for the bathroom—heating and plumbing including water supply and sewerage systems for country homes.

ASK FOR BOOK A

SMYTH-DESPARD CO.  
Utica, N. Y.

Have you read any Kipling lately?  
The Pocket Edition is just right for travelers.

—AT ALL BOOKSTORES

## Build With Old Timey Bricks Made Way Down In Old Virginy

Build with brick made in the mould-made way just as Jefferson's were for his home, Monticello. They have the same interesting shapings. Same texture crazings. Same time-toned colorings. They give at once a wondrous, softened, age-old effect.

Send for circular telling of their use in Walls, Walks and Fireplaces.

Old Virginia Brick Co., Salem, Virginia

## Making your own repairs

SAMUEL ROSSITER

WITH the increasing popularity of efficient warm air heating plants, and the new controls of the humidity necessary in the air we breathe, a master tinsmith's recommendation for suspending pipes in the basement is of interest.

By the old approved method, the warm air pipe was suspended by a looped band of metal hung vertically from an overhead floor joist. The loop was fastened around the pipe with a stove bolt through neat adjustable holes in the band. The fault of this method is that it does not prevent sideswaying of the pipe.

A better plan is to drive a nail into each of two joists on opposite sides of the pipe and bring down a loop of galvanized wire from each, encircling the pipe and returning to the nails. A stick or screw-driver, twisted between the wires of each loop, will tighten it up as much as desired. This type of support is rigid enough to hold the weight of a man. If the house settles or a stranger dashes his head against a pipe fastened this way, the joints will not be opened.

### SAVE SOLDERING WARM AIR PIPES

It is a painful and costly task to solder completely around every joint in warm air heat pipes. It is good practice to drill three small holes at each joint and insert tinsmith's screws, which make their own thread, and screw these home. Dust tightness is attained by wrapping the entire pipe system with asbestos paper, pasted on with an adhesive made for the purpose. Soldering therefore becomes unnecessary. Tinsmiths on large contracts use these magic screws by the barrel and save endless expense in soldering.

### INVESTIGATING AND CARING FOR CHIMNEYS

If there is a suspicion that the furnace flue needs cleaning, the matter may be verified by removing the smoke pipe at the base of the chimney and inserting a rolled-up newspaper. When this is lighted, it should smoulder just a minute, then burn up brightly, then go up the chimney with a roar. In proportion as it shows less energy than this, the draught is poor and your furnace may be delivering only a small fraction of the heat it should.

The remedy is simple. Lower into the furnace flue, from the top of the chimney, a stout line to which has been attached a bunched-up coil of chains. Any kind of heavy chains will do; auto tire chains are excellent. Raise and lower this several times through the length of the flue. The chain links will act upon the chimney walls just as a metallic dish mop acts upon a frying pan. The cleaning is perfect. The soot thereafter taken from the base of the chimney should be spread around the rose plants in the garden. It is the best known substance for discouraging rose pests.

### DOES THE CHIMNEY LEAK?

A little rubbish fire built in the suspected flue, then an air-tight cap

at the top of the flue and a similar plug at the bottom, make what is called a "smudge." The flue fills with dense smoke struggling to escape. If the chimney leaks, traces of this smoke will enter the rooms or closets around it. If this happens, the services of a mason are urgently needed. Many a fine home has burned in the middle of the night because chimney flues were unlined, and the mortar cracked and crumbled away in places where it cannot be readily detected.

### FURNACE DRAUGHT

Assuming that the flue for furnace smoke is adequate in size, that the chimney top is high enough above the roof, that it is air-tight for its entire length, the most vulnerable point to seek the cause of a poor draught is the joint where the smoke pipe enters the chimney.

If this leaks, the suction upward is damaged or reduced to a point where the furnace fires labor and smoulder, throwing out very little heat. An easy way to test this is to hold a lighted match near the joint cracks. If the smoke and flame of the match is attracted to the crack, it leaks badly. Ordinary Portland cement, mixed with water to a consistency of thick paste, should be spread over all suspected parts. If one measure of sharp sand is added to each measure of cement, the resulting mortar will be stronger.

It is important in using mortar anywhere to wet the surface to which it is to be applied with plain water before the work is done.

### THE MENACE OF COAL GAS


Sometimes several members of a family begin to complain about nightmares and bad dreams. There are unexplainable headaches. Eventually they sniff coal gas. They blame father for not leaving the damper open long enough after he coals up for the night. But it may not be his fault.

The inner shell of warm air heating plants is usually composed of several castings set and sealed together with furnace cement. If set poorly, or after many years of intense heat, this cement may weaken and crumble. If so, it will leak coal gas directly into the air being warmed between the inner and outer shells. This goes immediately over the whole house through the warm air pipes. It is a serious and insidious menace and very hard to detect from any external examination or test.

There is no remedy but to take down the furnace and rebuild it, carefully cleaning out all the old cement, and spreading in a good supply of new.

With other types of coal-gas leaks the immediate danger may be lessened if the ground floors of the house are well sealed underneath. Double floors, with builder's paper between, or wall boards well sealed at the joints and nailed up to the joists in the cellar, will help to keep dust and gas from rising through the house. This will lighten the house work and also make for the family's better health.





Fine Furniture of  
**HARD  
MAPLE**

*Simple Charm · Exquisite Beauty*

**T**oday, as in the days of our forefathers, furniture of hard, durable Maple is the vogue in honey-tone and antique finishes. In their quaint and rugged simplicity these modern reproductions of early craftsmanship give an atmosphere of true Colonial charm and hospitality. And, in the marvelous stain finishes that develop all the beauty inherent in the wood itself, Maple furniture—both period and modern—is a revelation in colorful beauty that transcends all by comparison. Exquisitely lovely effects are secured by "misting" and "high-lighting" the finish on panels, tops and decorative overlays of Birdseye Maple veneers.

But, you really must see this Maple furniture at leading stores to appreciate its indescribable charm.

*An interesting brochure in colors, "Maple Furniture of Yesterday and Today" is on the presses. May we send you a copy?*

THE NORTHERN HARD MAPLE MFRS. ASSOCIATION  
322 F. R. A. Building Oshkosh, Wisconsin

**Furnish and Floor with Maple**



Established 1810



**GALLOWAY  
POTTERY**  
*Gives the Essential Touch*

**A** Bird Bath to lure the merry birds—shapely colorful Jars to delight the eye—a Bench to invite you to tarry midst the flowers—these and other beautiful high fired Terra Cottas will add enduring charm to your garden. Our collection also includes Flower Vases, Boxes, Sun Dials, Gazing Globes and other interesting pieces for the Garden, Sun Room and Porch.

Send 10c in stamps for  
Catalog of over  
300 numbers

**GALLOWAY TERRA-COTTA COMPANY**  
3212 WALNUT STREET, PHILADELPHIA

**You Wonder and Grumble  
but pay the bill**



Equipped with triangular grates,  
lift draft, and enclosed base

**H**ow under the sun could that last fuel bill be so high? And here's a repair bill from the plumber for the hot water heater! Let's think of something more cheerful. Why not cut the bills in half and cut out the repair bill entirely? Hundreds of others like yourself quickly found the answer in this National Multi-Flow Heater. You get a continuous, clean hot water supply 24 hours a day produced through copper coil with bronze fittings. Connects with boiler. Burns buckwheat or pea coal, requires little attention. Built to last many years. Finished in black japan and red vitreous enamel jacket. Made in 3 sizes.

Also used for heating small bungalows, sunroom, spare room, or garage.

Write for descriptive folder.

**NATIONAL  
MULTI-FLOW TANK HEATER**

THE NATIONAL PIPE BENDING CO.  
200 River Street New Haven, Conn.  
BOSTON NEW YORK PHILADELPHIA

**Learn about the radiator  
enclosures that you can have  
at really moderate cost . . .**

The beautifying effect of modern radiator cabinets is conceded; their cleanliness and healthfulness are well-known; their economy of fuel has been demonstrated.

Only high cost stands in the way of their more general adoption — just as it once limited the use of automobiles and many other things. The manufacturers of Radkover Radiator Enclosures have solved the problem by the use of standard units, economically produced by volume methods.

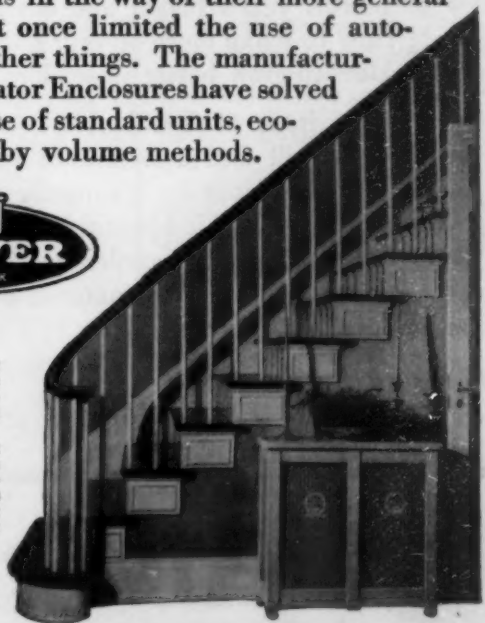


*Send for Literature*

Send us your name and address for Radkover literature, showing these beautiful radiator cabinets, of different sizes and types, installed in beautiful homes.

Our booklets will also tell you just how these cabinets are priced much lower than made-to-order enclosures can be, and give you the names of our local representative. Just send us your address and ask us for "Radkover Literature."

RADIANT  
STEEL PRODUCTS COMPANY  
Williamsport, Pa.





CHARLES DARLING

*the garden treat  
of the year*

A seed sowing chart for wherever you happen to live. "We have published many charts in the past, but never have I seen one so complete as this one. The author has spent months working on it, and has worked it out not according to the usual arbitrary geographical or political sections, but according to the actual climatic conditions for every section of the country."

And in this same issue, a group of 10 cultural articles on our favorite garden flowers, each flower discussed by a nationally-known authority on his subject. Also a reference table for vegetable seed growers and a vegetable planting chart by states. ALL in the April issue of THE AMERICAN HOME—this one issue in itself a gardener's manual for the year!



*Spring Is Just  
Around the Corner!*

And while it is too early to spade, it is not too early to plan every detail of this year's bigger and better garden—

WHICH of the newcomers will you want in this year's bigger and better garden? How to make more of your old favorites? How to grow better vegetables?

In every issue of THE AMERICAN HOME you will find a wealth of valuable garden helps, written by nationally known garden experts, all of it beautifully and profusely illustrated. The garden material in this issue is typical of the material we give garden lovers in every issue.

Of course, if you have been playing around your garden for several years you may feel that you can steer your own way without help, but even with experience it is easy to go wrong, so easy to plant the thing that does not fit!

Surely a dollar invested in THE AMERICAN HOME is an inexpensive guide to certain success—for even though nothing else in this beautiful home-magazine interests you, it is still the biggest dollar's worth ever offered the gardener.

**12 useful garden tools for \$1.00!**

**The American Home**

Published by Doubleday, Doran & Co., Inc.

*order your new  
garden tool here*



THE AMERICAN HOME,  
Garden City, N. Y.

Gentlemen: Please enter my subscription to THE AMERICAN HOME. I enclose \$1.00 for 1 year  \$2.00 for 3 years

Name.....  
Street.....  
City.....  
State.....

AH-3





### STAYBRITE

#### NO-TARNISH TISSUES

SILVERWARE wrapped in Dexstar Staybrite Tissues will not show the slightest tarnish after long storage. Staybrite is a new, patented discovery that protects highly polished metal or glass against smoke, sulphur or gas-charged atmosphere.

Staybrite Tissues are extra strong, yet velvety surfaced to guard against scratching. Ask your stationer or department store to order Staybrite Silver Wrapping Tissues.

Sample of Staybrite (48 sheets, size 20 x 30 in.) Mailed to you for \$1.00 Address Dept. No. 7

C. H. DEXTER & SONS, INC. Highest Grade Thin Papers WINDSOR LOCKS, CONN.



### Learn to be a — LANDSCAPE ARCHITECT



#### At Home—By Mail


Big fees; pleasant, healthful work; a dignified, uncrowded profession offering remarkable opportunities to both men and women. Experts earn \$50 to \$200 a week. Some students pay for course from fees earned while studying. Write To-day For Details.

American Landscape School Combined with National School of Landscape Design 14 Plymouth Bldg., Des Moines, Ia.



#### GARDEN FURNITURE

of the better sort. Pompelan Stone, Lead, Terra Cotta, Marble. An illustrated catalogue sent for 10 cts. THE ENKINS STUDIOS, 750 Lexington Ave., at 35th St., New York



### Installed in 5 Minutes

Over Old and New Toilet Bowls

You can easily change the "Ugly Duckling" of the bathroom into a beautiful boudoir chair in any color or decorative scheme you desire to match the other fixtures. No tools required.

The ZUNDEL Sanitary Toilet Chair is easily cleaned, does not interfere with the operating technique of the plumbing.

KILLZUN, Inc., Tribune Tower, Chicago

Send for FREE portfolio of designs No. AH-2



Old or New Plumbing Fitted Perfectly

## Zundel

SANITARY TOILET CHAIR

### CLOCKS in the MODERN HOME

with "Clock Chart"



#### Send for a Copy

This new book, endorsed by authorities on interior decoration, is now being printed.

The "Clock Chart" suggests at a glance, the right clocks to select for each room in the house. Sixteen pages in color illustrate beautiful clocks correctly placed in various rooms of the home. Many new uses of clocks described. Send 20c in stamps for your copy.

CLOCK MANUFACTURERS ASSOCIATION OF AMERICA  
Drexel Building Philadelphia



### Beautify with BARTONS Trimmings

At the first sign of spring, the modern woman crimps up her curtains... makes new draperies... trimly tailored slip covers... and gay closet-shelving for the kitchen.

If she has used Bartons Trimmings, she knows that whatever she makes will be smarter if it is finished with one of these charming trims. And she will want to see the new styles and new colors... samples of which we will send her. If she has never used Bartons Trims, and doesn't know how lovely they are... in what smart colors they come... and how easily she may apply them, she, too, will want to see our samples.

Bartons are the only trimmings made from genuine "Everfast" fabrics, guaranteed never to run or fade... they are folded double, and pressed, so that one sewing does the work quickly and neatly.


Write for samples and mention name of your favorite store... you'll love them and want to use them again and again when you see how easy it is to beautify with Bartons Trimmings.

Bartons Fabrics Co., 77-D Madison Avenue, New York, N. Y.



### 155 HOUSE PLANS \$1.00

First Edition




The greatest collection of House, Bungalow and Villa House designs ever published. Spanish, Colonial and English types ranging from modest cottages to palatial homes.

Free estimating service to each purchaser. Order now, as edition is limited. Pay postman on delivery \$1.00 plus postage.

ANDREW CHARLES BORZNER Architect, R. A. 719 Walnut Street, Philadelphia, Pa.

### Trouble-Proof Sewage Disposal

WITH a PERFECTION Septic Tank, your sewage disposal problem is solved FOREVER! Never requires cleaning due to simple patented feature; nothing to rust or wear out. Made of reinforced concrete, in convenient sections for easy installation. Over 16,000 users—suburban homes, schools, country clubs, factories, camps. Branch factories in many leading cities.



UNITED CEMENT PRODUCTS CORPORATION Dept. AH-39 Indianapolis, Ind. Send for this FREE Book

### NEW! modern colorful

YOUR wastebaskets can be as decorative as they are useful if you choose the new oval Vul-cot. Ten soft pastel shades to harmonize with any color scheme. Solid sides and bottom of hard vulcanized fibre that won't allow dust or ashes to sift through onto your floors. At good stationery, department and house furnishing stores, National Vulcanized Fibre Co. Wilmington, Del.




IF YOU ENTERTAIN—or just want Good Things to Eat—you will find excellent suggestions in every copy of

### American Cookery

The Household Magazine of recognized authority which tells you how to make and serve

"Chocolate Pinwheels" "French Pancakes" "California Rolls"



"Chocolate Pinwheels"

How to select and cook your favorite dish, how to serve it and what to serve with it; forty or fifty choice and reasonable recipes in each number, many of them illustrated.



"French Pancakes"

"AMERICAN COOKERY" gives menus for every possible occasion. Dinners, Luncheons, Wedding Receptions, Card Parties, Sunday Night Suppers, etc. Also contains timely Household Articles and Good Fiction.

If you have a family you need this Magazine, for using it will help you set a better table for less money.

SEND us One Dollar (cash, check or stamps) and we will send you AMERICAN COOKERY for the rest of 1929, starting with the March number which contains recipes and directions for "Chocolate Pinwheels," "French Pancakes," "California Rolls," and many other good things. Address

The Boston Cooking School Magazine Co. 223 Columbus Ave. Boston, Mass.

# SHOP WINDOWS OF MAYFAIR


BY  
SHIRLEY PAINE

This is your department, please feel free to use it early and often. The more things you buy through Shop Windows of Mayfair, the more things we can show here. Each article has been chosen because of value, smartness, or usefulness. Our Board of Censors is active, and everything on these pages

had to receive a unanimous vote before being shown to you. Make checks payable to Shirley Paine, care Doubleday, Doran & Company, Inc., 244 Madison Avenue, New York. Write her, enclosing check for the article you wish, and she does the rest. This service is entirely without charge.



I have never seen a more lovely, graceful lamp. Three seagulls cast in solid brass with wingtips touching! Handpainted 14" parchment shade to harmonize. Your choice of polished brass, nickel or *verde*. Lamp \$11.70, shade \$13.



Three fascinating lights of Colonial designs from a famous Boston studio. *Left*: PEACOCK. In tin \$6, brass \$8, pewter, \$12.50, ht. 14". *Center*: SHAW. Tin \$6.75, brass \$9, pewter, \$12, ht. 11½". *Right*: COLONIAL. Tin, \$2.50, brass, \$3.50, pewter, \$8, ht. 13". Electrified add \$3 to all prices. Nice catalogue.



Here is the lamp.

This is what I call the occasional lamp "Special" of the month. Base is an Italian pottery vase handpainted in flower bouquet design in mellow colors on a bisque background; handpainted 7½" shade to match; black lacquer base and cap. Electrified with socket and cord, \$4.50 complete, postpaid east of Miss.



The "Shepherd's Crook" ivy stand, forged in the North Carolina mountains. Heavy wrought iron. 39" ht. Complete with 3 terra cotta pots, \$11.30.



Men and women who are tired of old fashioned whisk brooms will welcome this fine outfit. A marvel for short fur, upholstered furniture, motor cars, curtains, mattresses. Weight only 3 lbs., universal current motor, ball bearing for lifetime service. Ordinary brushing merely spreads dust from clothing somewhere else. This powerful unit eats it up for good. \$19.75 del. 100 mi. N. Y.

One of our truly fine furniture manufacturers has produced this delightful coffee table with extending leaves at each end. Construction is of the best, joints are pegged and the sturdy honesty of materials makes for lifetime service. Turning and carving are authentic, proportions are perfectly



balanced. You have your choice of solid walnut or solid oak with a hand-rubbed antique finish to not easily mar. Length closed, 25", with two end leaves extended, 45". Width 16", height a convenient 20". Price \$58 complete. This handsome unit is at home among the richest surroundings.

There are still many snappy days for an open fire. For those who can't get driftwood for their fire we have found a new idea for duplicating this effect with any kind of wood. The name of the product is nothing less than Dancing Fairy Lights, and consists of pine cones, moss and bay saturated with chemical giving all colors of the rainbow. \$2 per box del. 100 mi. N. Y.





### A Colonial Belle

This charming maid of long ago is attractively portrayed in a silhouette printed in black on cream paper, and framed with glass in No. 5464 metal oval frame. This is a copy of an antique design and it is finished in black and gilt.

The outside measure is 4" x 4 1/2" and the price is \$3.75.

For a facing companion (as most silhouettes are hung in pairs, one on either side of a mirror) we suggest our silhouette of "A Young Beau." Framed in a similar style, the price is \$3.75.

Our series of silhouette reproductions includes over fifty subjects for which we have adapted many old style frames.

Silhouette circular S-3 sent gladly upon request

### FOSTER BROTHERS

Arlington, Mass.  
and  
4 Park Square, Boston

### This Mantel



with its delicate wood detail gives an air of refinement to the fireplace that could never be secured with mere brick or stone. The facing is that charming but inexpensive new product, marbleized slate. Price of wood mantel, \$54.00. Quotations gladly given on facings in any desired material.

#### Catalogues:

A-6 Andirons & Fixtures S-6 Screens  
M-6 Mantels F-6 Franklin Stoves

**Edwin Jackson**  
Incorporated

Downtown: 50 Beekman Street, N. Y.  
Uptown: 65th St., cor. Lexington Ave., N. Y.

## Colorful Bathroom China


"SAMSONCHINA"

Trade Marked

Kiln baked permanent soft shades of Blue, Yellow, Green or Orchid


### A DAINTY SOAP DISH

An unusual personal or guest soap dish  
No. 1111 In color, \$1.50 each. In glistening white \$1.00 each.  
Protected on bottom with four small rubber feet.




### CHINA RAZOR CABINET

Holds safety razor, pack new blades and stores used blades out of harm's way. Kept on shelf or in medicine cabinet. Rests on four small rubber feet. No. 175 In color \$3.00 each. In glistening white \$1.50 each.



### A THREE PURPOSE WALL PIECE

For Tumbler, Soap & four Tooth Brushes  
Adds immeasurably to appearance and convenience of bathroom. No. 0010—In color \$5.75 each. In glistening white \$3.75 each.



Prepaid in U. S. East of Mississippi, West of Mississippi & In Canada add 10% Send check or money order.  
**S. D. BAKER CORPORATION** 234 West 14th St., New York  
Manufacturers, complete line China Bathroom Accessories in White and Colors  
Trademarked "SAMSONCHINA" Literature on request

## Out of the Ordinary Beautiful - Inexpensive LIGHTING FIXTURES

HAND-WROUGHT of  
COPPER, BRASS and PEWTER



### EARLY AMERICAN COLONIAL REPRODUCTIONS

If you value authenticity, beauty and charm in lighting fixtures—unusual pieces handwrought by skilled craftsmen, then make your selection from among the delightful and varied assemblage of sconces, lanterns and fixtures the Industrial Arts Line offers.

Perfect reproductions fashioned in copper, brass, tin or pewter, with or without electric attachments.

Illustrated booklet showing the above and many other exquisite patterns mailed on request.

**INDUSTRIAL ARTS INC.**  
35-J NORTH BENNET ST. BOSTON, MASS.

DISPLAY ROOMS corner of Charles and Beacon Sts.



## SECRETARY

Mahogany, inlaid with satinwood.  
Hepplewhite design, height 82",  
width 36 1/2", writing space 17" by 34"

It is delightful to work at this secretary, with its little drawers and shelves to keep letters in!—of a dignity that lends distinction to one's study. Richter Furniture—of a quality that insures lasting satisfaction—may be bought through your Architect, Dealer, or Decorator. Booklet on request.

**RICHTER FURNITURE COMPANY**  
514 EAST 72ND ST. NEW YORK

## HOUSEWARES

Hundreds of useful, distinctive items that add much to the comfort of living. Here are six:

### Pewter Jug and Tray

This syrup jug is part of a service that for grace and beauty is hard to eclipse. Many other examples of the best in present day pewter are here. Height of jug with tray 5". Width of tray 5 1/4". Complete . . . . . \$8.50



### Edicraft Toaster

Here is the toaster with the features you have needed! Toasts two slices of bread—both sides at one time. Entirely automatic! Simply insert the bread, pull a lever, and the Edicraft Toaster does the rest. Each \$15.00



### Serving Tray and Stand

The tray of papier-mache comes from France. Lacquered in colors to match the stand. Size 22" x 17", each \$8.50



The stand may be used for breakfast tray or suitcase. Size open 25 x 16 1/2". Antique ivory, gray, rose, or green, \$15.00



Antique mahogany or antique walnut . . . . . each \$12.50

### French Coffee Biggin

Makes real French drip coffee. Simply put in the right proportion of finely ground coffee and pour boiling water over it just once. Brown or green vitrified china. 2 1/2 cups—\$1.75; 4 cups—\$2.50 6 cups—\$3.75; 8 cups—\$4.75



### Electric Fruit Juicer

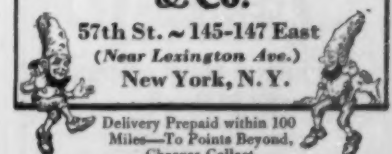
Indispensable in the home when preparing oranges, grapefruit, limes, lemons, etc., for desserts and beverages. Aluminum bowl and shredder easily removed for cleaning. Finished in nickel and gray. . each \$14.95



Send check, money order, C. O. D. instructions, or charge account references

## Hammacher, Schlemmer & Co.

57th St. ~ 145-147 East  
(Near Lexington Ave.)  
New York, N. Y.



Delivery Prepaid within 100 Miles—To Points Beyond, Charges Collect

## Automatic Mouth Harmonica

A player-piano in your vest pocket  
Plays from Music Rolls



Entertain your friends, parties, at home, on excursions,—anywhere. You breathe into this harmonica to play, just as you would in the regular, old-style mouth harmonica,—but you need know nothing of notes or music as the music rolls saves you study and practice. Music rolls available for a hundred of the popular melodies.

Price, including Four Music Rolls, \$2.50

Get our Winter Catalog describing and illustrating the best and latest PLAYTHINGS for home entertainment, as well as for in-door and out-door sport.—Also the best Games, Toys and exclusive gift novelties.

The Spring catalog will be ready for distribution in April.

Mail Orders promptly filled

**Mayfair  
Playthings Stores**

741 Fifth Avenue and 9 East 57th Street  
New York

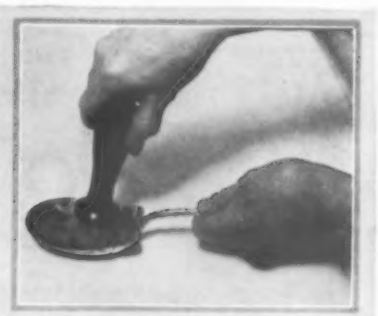
## SHOP WINDOWS OF MAYFAIR

Shopping Service



These two enchanting nursery or bedroom rugs were designed for young members of the family especially by Tony Sarg, internationally known artist, and woven in bright colors into a softness that will be grateful on cool mornings. One is called TINYTOWN

and the other is called THE CIRCUS. Useful singly they are nice in pairs. There is also another entitled DANCING DOGS which is most amusing. They are priced at \$6.50 each delivered 100 miles of New York.



The Zip Twine Set is a smart box of mottled brown edged in gold, with a hand-colored old fashioned print. Furnishes twine as needed—pull out length desired and “snip it in the slot”! Drawer contains an assortment of labels: Air Mail, Parcels Post, Special Delivery, etc. Keeps everything right where needed. Very decorative. \$3.25 postpaid U. S. A.

Every maid will bless your name. Every maid will offer thanks for this spoon polisher with a curved chamois pad at the end. Silver polishing is tedious business at best and anything which will help speed it up with better work is welcome. This new household convenience will take care of almost any size of spoon from bouillons to ladles. \$1.75 del. 100 mi. N. Y.

## Make Your Fireplace Safe and Attractive



Add to the charm of an open fire a Smith Fire Screen as security against flying sparks. Our Fire Screens are made of wrought iron wire mesh, with polished, brass handles.

31" x 31" x 6" . . . . . \$8.00  
37" x 31" x 7" . . . . . \$9.60

F. O. B. New Haven

Prices for other sizes gladly furnished.

Write for our folder  
“Fireplace Guards and Fenders”



THE JOHN P. SMITH COMPANY  
493-501 State St.  
New Haven, Conn.



Beautiful flowers the year round with this new box which supplies air and water where needed direct to the roots! Results are astonishing; foliage heavier, flowers larger and last longer. Cross section shows construction. Finish aluminum or dark green. Approved by Good Housekeeping Institute. 23" long, \$3; 29", \$4; 35", \$4.50; 41", \$5. Can never leak or rust.



A National Academy member has brought out a series of linoleum cuts in charming subjects, three of which are shown here: Old North Church, House of Seven Gables and Wayside Inn—now famous property of Mr. Henry Ford. They are hand blocked on soft white paper, mounted and signed by the artist. Print size 3/4 x 5/8", mat size 5/2 x 7/2". Price \$1 each postpaid.



## SPECIAL for MARCH



Book case \$12 crated  
Russian Lamp and Shade \$6  
Bank 75c



215 EAST 57TH ST. NEW YORK



## CRICKET FOOTSTOOL

for the old Colonial Hearth—or before your easy chair.

Old Maple, \$3.50  
Unpainted 2.50

Express prepaid during March

## HEARTHSTONE FURNITURE COMPANY

224 East 57th Street New York

## The Distinctive Weathervane



One of a new series of aluminum vanes painted in natural colors.  
Price \$10.00 complete  
3 1/2" long, 17" high overall  
2 Directional Pointers \$3.00  
4 Pointers \$2.00 additional

Additional Designs  
Cardinal \$5.00  
Kingfisher 7.00  
Two Crows 9.00  
Flying Goose 11.00  
Rooster 12.50

Sent postpaid in U.S. Mail check with order  
Catalog sent on request.

Distinctive Products, Inc.  
Wrightsville, Penn.

## Prevents Slipping in Bath Tub or Shower



Footsure Safety Bath Tub Mat gives a feeling of perfect security when stepping in or out of the bath tub or shower, or on the polished tile floor. Many use two mats, one in the tub, the other on the tile floor.

Footsure Safety Bath Tub Mat is made of high-grade white, odorless rubber, with patented vacuum cups molded in the bottom, making it cling tenaciously to a smooth, polished surface. Placed in the bottom of the tub or on the floor of the shower, it cannot slide, thus giving positive, sure footing. Children can play and splash in the tub, footsure and carefree. Not only a convenience and safeguard, but an ornament in the bathroom.

Price, \$2.95 at department and hardware stores, or direct from us. Circular free.

FOOTSURE COMPANY  
Department B-12

407 East Pico St. Los Angeles, Calif.





## ART CRAFT WARE

The Tea Ket Boiling Pot—a two-purpose tea kettle and boiling pot. On sale at the better gift shops, or mailed direct to you (postage prepaid) \$8.50 upon receipt of money order for \$8.50

The Tea Ket Boiling Pot is fashioned from the super-metal HYB-LUM, a chromium, nickel, aluminum alloy. It is strong as steel, brilliant as polished silver and light as aluminum.

Handles and knobs of bakelite in attractive colors.

A real art object of great utility, the Tea Ket makes a wonderful gift or bridge prize.

ART CRAFT WARE STUDIOS

300 S. Liberty Street, Jackson, Michigan




### OUR CATALOGUE UNFINISHED FURNITURE

aids in achieving rooms of interest and beauty  
In this one important book you will find twenty-six beautiful interiors, over 300 individual pieces Campbell Shop furniture and many ideas on economical and tasteful ways to furnish your home. It will be promptly sent you upon receipt of

ONE DOLLAR

(which will be refunded upon any purchase of furniture.)



All our furniture is sold unfinished. You may paint it yourself or if you prefer we will paint or stain it "as you like it" in our own workrooms.

The Campbell Shops

OF NEW YORK, INC.

216 East 41st St. New York City  
Near Grand Central Terminal, Vanderbilt 7226



## the IRON Shoppe

250 Boylston St.  
Boston, Mass.



WROT IRON SCONCE  
Price \$5.80



WROT IRON FLOOR LAMP  
Price \$160.00



WROT IRON SCONCE  
Price, \$6.00



WROT IRON CANDELABRA  
Price \$16.50

Catalogue mailed on request

## TWO OF OUR FAMOUS "SPECIALS" FOR MARCH



### QUEEN ANNE WALL BRACKET LAMP

Simply charming! Brass fount and Glass chimney. 8" flowered chintz shade, treated to resist dust. 11 1/2" high. Electrified. \$5.95 Prepaid, east of Miss.

### FAITHFUL REPRODUCTION CAPE COD WING CHAIR COMPLETE WITH RUFFLE



Down Cushion; Maple legs and arms... Send check or 10% and charge references.

Covered in stunning imported glazed chintzes. \$47.50; in lovely quilted chintzes or calicos. No crating charge. Tell us color scheme and cuttings will be mailed gladly.

## three new yorkers

6 West 47th St.  
New York  
BRYANT 0285



## INTERIOR DECORATION

### FOUR MONTHS PRACTICAL TRAINING COURSE

Period and Modernistic styles, color harmony, draperies and all fundamentals. Personal instruction by New York decorators.

RESIDENT DAY CLASSES start July 8. Send for Catalog 12R

HOME STUDY COURSE starts at once. Send for Catalog 12M

NEW YORK SCHOOL OF INTERIOR DECORATION  
578 Madison Ave. Est. 1916 New York

### SPECIAL OFFER DISTINCTIVE PERSONAL STATIONERY

400 Sheets 2.75  
200 Envelopes 2.75

TWO BOXES of distinctive stationery lettered with your name and address for \$2.75. BUY AT WHOLESALE PRICES DIRECT from the maker.

BOX NO. 1 ANTIQUE RIPPLE FINISH PAPER White or French Grey Club Size 5 1/2 x 6 3/4 100 single sheets and 100 envelopes lettered and 100 plain sheets or 100 folded sheets and 100 envelopes lettered

NAME & ADDRESS Embossed like die-engraving in BLACK OR BLUE

BOX No. 2 WHITE SUPER BOND PAPER 200 single sheets 6 x 7 and 100 envelopes

Name and address printed in Blue Ink Enclosed check or M.O. for \$2.75; West of Miss. \$3.00 sent postpaid in a week. Satisfaction guaranteed

FIFTH AVENUE STATIONERS 300 Fifth Avenue Dept. K, New York Usable package of writing paper also specimens of Embossed Stationery mailed on receipt of 10c

Design Two

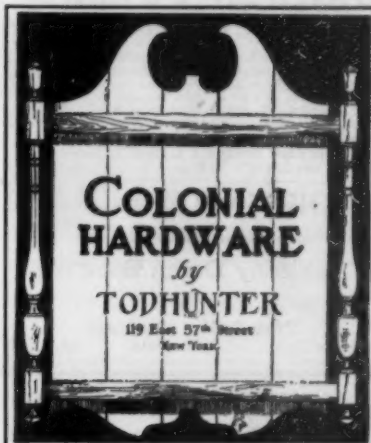
### Shelf Paper

Four yards in continuous length for long shelves that may be covered without patching. Sunfast inks are used to print this shelf paper in these colors: French Blue, Cherry Red, Yellow, Green, Rose.

Order by design number and color. Four-yard roll in glassine paper 60 cents postpaid.

AMY DREVENSTEDT  
31 East Tenth Street New York

Design Four



Hand forged, at moderate prices  
Illustrations upon request  
119 East 57th Street, New York

"At Better Shops Or Direct"



## Pleasing Ivy Pot and Bracket

The hand-forged iron Bracket holds a hand-turned pottery Pot for growing ivy or other vines. Total height about 10". Projection 8". Pot in terra cotta shade. Bracket in black or rusty iron finishes. No. 531 complete \$3.50. Add 25c for postage. THE TREASURE CHEST Asheville North Carolina



## DALE fixtures

Large variety of Colonial Designs in Brass, Silver and Pewter. Unexcelled in quality and in workmanship. Sold on our Direct-To-You Plan at a substantial saving.

**Service** Let our trained specialists solve your problem, insuring satisfaction, saving Time. Service gratis.

Write for Form No. 7

All other Styles and Periods in Designs combining Beauty, Taste and Simplicity with low cost.

EST. **DALE** 1884  
LIGHTING FIXTURE COMPANY  
103 WEST 13TH ST.  
NEW YORK CITY



### GARDEN LOVERS— SHOULD READ *Vegetable Lore*

An original magazine for those truly interested in gardening. The Agricultural secrets and cooking of many nations are divulged by a student of these subjects. Home gardening simplified and made profitable. The only magazine that becomes a real book.

**\$1.00**  
A  
**YEAR**

MARY O'SHEA GROUT, Publisher  
321 West 55th Street New York City

### BOOKS by TELEGRAPH

to and from  
Doubleday Doran Book Shop

in  
New York Cleveland  
Kansas City Springfield St. Louis



making a garden with  
practically no space  
at all?

Flower borders for little plots, the small garden well done, a garden on \$25--no end of help and suggestions for you in every issue of *The American Home*. \$1 a year. Address, Garden City, N. Y.

# INTERIOR DECORATION

## Learn at Home

**PRACTICAL** home-study method covers every phase of this fascinating subject in a modern professional manner. You are trained to select and arrange, in good taste, objects for the beautifying of your own home. Qualifies you to start a business of your own; or to accept a profitable position with a department store, furniture store, gift shop, decorating establishment, etc. Personal instruction by prominent N. Y. decorators. Special lectures by experts on period furniture, fabrics, color harmony, wallpaper, paints, rugs, gift shop management, etc., etc. New 32-page illustrated book now FREE. Explains in detail the splendid opportunities in Interior Decoration as well as this practical Course. Write for your copy to-day, stating whether interested for professional, cultural or home use.



**NATIONAL SCHOOL OF INTERIOR DECORATION**  
Dept. 433 119 West 57th St. New York City

## SHOP WINDOWS OF MAYFAIR

### Shopping Service



The old custom of adding the final touch of comfort to a room through use of footstools has again come into grace. This graceful Empire reproduction in mahogany (with denim cover)

was much in vogue in the second decade of the last century, and it can be covered locally at small expense to harmonize with any scheme. The size 9 x 14", price \$9.




There has been many an American tragedy when hostess or guest catches an elbow in a hangman's noose of wires dangling from some casual light fixture or floor plug, and connecting to percolator or toaster. This electrified cart has a double socket connection built in, and a single strong cord for plugging into the base board. Besides this unusual convenience it is of solid mahogany and has a removable glass tray 18 x 25" for serving. Price \$44 del. 100 mi. N. Y.



**HYB-LUM**—a new alloy; strong as steel, bright as polished silver, light as aluminum; heavy gage prevents burning. Scours in a jiffy. Smart red handles on this 2-in-one omelet pan which can be used as separate utensils. \$6.75. Fine folders of other smart items.



French peasant furniture is distinctly in vogue. Its mellow brown woods and strong sensible lines make for harmony in the country house or cottage. Imported prices are high, and unseasoned woods warp badly in America. This stand with drawer is an exact copy of an old French model; birch—unpainted at \$24, or antique walnut finish, \$31. Fine big catalogue of complete interiors \$1—refunded on first purchase.



In large open fireplaces ordinary fire tools are not much use. Short tongs mean scorched fingers; a poker of Lilliputian size means singed eyebrows when a large log has to be shifted. Both these items have strength and usefulness. The tongs have claw jaws, the log roller is plenty long enough to swing the biggest logs. Tongs \$10, roller \$7.50; del. 100 mi. N. Y.





### You Can Have Order



Fits All Closets

### K-V Clothes Closet Fixtures

There is no excuse for old fashioned, disorderly clothes closets in modern homes. Unless properly equipped, clothes closets are space-wasters, untidy and moth inviting. With the K-V Clothes Closet Fixture, the ideal garment carrier, even small, almost useless closets become orderly. Attached to the underside of a full depth closet shelf, the extension rod, upon which all garments hang in neat array, comes forward—out of the closet—at a touch of the finger. Selection of clothes is made easy—no pawing around—and pressing bills are saved. These fixtures are made from 12 to 60 inches in length, handsomely colored, and durable. Installed with a screw driver. Thousands now in use. Always satisfactory. If your dealer cannot supply you, write for booklet, prices, etc.

### Other K-V Products

The K-V Shoe Rack, attached to the inside of clothes closet door, is another orderly convenience, and the cost is trifling. K-V Adjustable Shelf supports are needed wherever shelving is used—in bookcases, cupboards, cabinets, fruitrooms, etc. Ask for descriptive, illustrated booklet.

### Knap & Vogt Mfg. Co.

1652 Muskegon Ave., Grand Rapids, Michigan

### Soft Water

Simple, dependable Emerson-Scheuring Water Softener makes hardest water softer than rain water—clean, pure. Be independent of troublesome smelly cisterns. No more "rings" around bath tub. No more red, chapped hands. Saves soap, clothing. Low factory price will surprise you. Write for full facts.

EMERSON-SCHOURING WATER SOFTENER CO.  
Dept. AH-10, Indianapolis, Indiana

**Less Than 2¢ Per Running Foot**

**POULTRY AND FARM FENCE**  
Buy direct from Brown's Factories and save about 1/3 on Farm and Poultry Fence, Poultry Netting, Gates, Steel Posts, Barb Wire, Hoopings, Faint, Ties. Write for free catalog today—10¢ prices to west—quality highest—1 per freight.—Jim Brown, (11)  
**THE BROWN FENCE & WIRE CO.**  
Dept. 5211 Cleveland, Ohio



To set a charming table, one that is distinctive in every appointment and still inexpensive, is a problem *The American Home* will help you with. \$1 a year. Address Garden City, N. Y.

### "Cedarcraft" Natural Bark BIRD-HOMES and FEEDERS

"The Birds Showed us How to Build Them"  
MICHIGAN CEDAR-CRAFT CO., Dept. C  
Greenbush, Alcona Co., Mich.

Please send me your illustrated Bird-homes catalogue  
Name.....  
Address.....  
City..... State..... (AH)


### Superior Step Stool

Metal Sockets Make For Sturdiness  
Wide Steps For Safety  
Spring-Helps In Folding  
Compact When Closed



In the modern apartment where conservation of space is an important factor, the Superior Step Stool forms two articles in one. When closed it forms a stool high enough for comfort and low enough to push under the sink or table. When drawn out it forms a convenient set of steps. These step-stools are furnished in the following enamel finishes: White, Ivory, Gray, Red, Light Blue, Dark Blue, Green and Yellow; also Natural Birch Varnished.

If your dealer cannot supply you order direct from the factory at \$6., shipped express prepaid  
Manufactured by W. E. PUTNAM CO., Inc.  
25 Union Street Worcester, Massachusetts



## An investment in good taste

TASTEFUL, dignified iron fence is never an extravagance. On the contrary, it is an investment in good taste and in the satisfaction which comes with the knowledge that one possesses an example of fine craftsmanship.



Let us send you the Stewart Style Book of fences that are always in good taste.

**The Stewart Iron Works Co., Inc.**  
523 Stewart Block Cincinnati, Ohio

### Latest California Homes



This 48-page portfolio, entitled "Spanish Homes of California," reveals the romance and charm of California homes. Sixty photographs show the work of leading architects in Hollywood, Beverly Hills, Pasadena and Los Angeles.

Floor plans are presented for twenty-eight designs. Complete stock plans and specifications furnished. We design houses of any type. Ask your news dealer for the book or mail check or money order to-day for \$1 to  
**THE ROY HILTON COMPANY**  
407 Kress Bldg. Long Beach, Calif.



### Contentment and Happiness Certain with the COLONIAL DAMPER

Avoids smoking and cracks in facing that ruin a fireplace. Happiness and contentment in front of an open fire assured when your fireplace is equipped with this perfected draft control. Product of firm famous for twenty-five years. Your architect, contractor or dealer will assure you of the recognized superiority of the Colonial Damper—the only damper made that takes up heat expansion.

Write for catalog and helpful fireplace information.  
**COLONIAL FIREPLACE COMPANY.** 4841 Roosevelt Road, Chicago



## rugs a longer and softer life with Ozite Rug Cushion



Ozite doubles the life of rugs—doubles your enjoyment in them. Luxurious, inexpensive. Mothproof! Guaranteed to satisfy. Wherever rugs are sold. Sample on request.

Clinton Carpet Co.  
126 N. Welle St., Chicago

### A Good Oriental Rug is Never Replaced

Thos. F. Davis offers

Rugs of merit for the particular buyer—each rug a masterpiece and each the choicest from thousands imported.

SEND FOR DESCRIPTIVE LIST Shipments prepaid on approval for your inspection.

Address Box 29 Skaneateles, N. Y.

### Interior Decorators Make \$5000

Never before has there been such a demand for trained Interior Decorators. A dignified, exclusive profession not overcrowded. Salaries from \$5,000 up for men and women who become experts. Or you can have a lucrative business of your own. The method of instruction, operated by ARTS & DECORATION Magazine, and established in 1923, will teach you those important details which will soon enable you to become an authority. You take the Course by mail. No special qualifications necessary. Certificate of Approval from State of New York. Cost of Course most reasonable.

Write at once for full information and for attractive brochure FREE  
**ARTS & DECORATION Home Study Course**  
Suite 1208, 578 Madison Ave.  
New York City

# In and About the Garden



[ *Richard Barron* ]

**B**Y THE time these words are being read the spring gardening fever will be going strong, although this writing is being done before any real winter has actually gripped us. A few spasmodic frosts, yes, but planting has been continued right up until after the turn of the year, and we are still stealing time "by the forelock" in doing all kinds of planting and transplanting whenever weather conditions permit. It is wonderful what a lot can be accomplished in the dull season, too.

I am glad to record rather heavy downfalls of rain between the periods of frost. The severity of the tax on the reserve forces of dormant plants brought about by dry driving winds in winter, if there is no moisture falling, is little suspected. These winds take out more moisture than enough unless the plants have been protected or the ground mulched, or rain has fallen, or snow, to give moisture during the winter. All the driving winds are not found on the western prairie land—not by a long shot! Mr. Norman Taylor, of the Brooklyn Botanic Garden, has shown, as a result of an intensive series of studies and observations on Long Island, that the winds of that blessed isle are greater in force and continuity than in many of the recognized windy sections in the west and middle west. Though this may be a belated warning in some cases, yet it will be early enough in the great majority of instances for the gardener to rescue his plants from trying winter conditions.

Remember that late frost and growing intensity of the sun combine to do an enormous lot of damage to plants that are exposed, the injurious effects of which may not even be seen for a month or two. Therefore, even at this date look to the protection, or shielding rather, of plants that are exposed to the direct heat of the sun (southern exposure) in the early spring.

## COME TO THE FLOWER SHOW

This is a great year for the spring flower shows, at several of which I hope

to meet and renew acquaintances with many friends. The calendar of outstanding events is as follows: Chicago Flower and Garden Show, February 23rd to March 3rd; International Flower Show, New York, March 11th to 16th; Philadelphia Spring Show, March 11th to 16th; Detroit North American Show, March 13th to 21st; Massachusetts Centennial, Boston, March 19th to 23rd; Tenth National, Buffalo, April 6th to 14th.

The meeting in Boston which celebrates the centenary of the Massachusetts Horticultural Society will certainly be a magnet of great attraction, and it promises to be the greatest floral festival and horticultural gathering ever held in New England. The place is Mechanics Hall, the largest building of its kind in the state. The Federated Garden Clubs of Massachusetts are making a concerted, unified effort and will have an especially large space devoted to their own exhibits.

## PLACING GARDEN ORNAMENTS

What is spoken of collectively as "garden furniture" is all too often anything

regard to such things as seats, benches, tables, and chairs, which, properly placed in a suitable niche, unquestionably add much to the livability of the garden and tend to invite the use of the space. All such introductions should be definitely purposeful, not haphazard.

In the little garden it seems particularly desirable that garden furniture or ornament, as the case may be, should be carefully located. If the garden be of the ordinary small suburban type the introduction of a stone or cement fountain or bird bath or some other equally substantial construction may jolt the whole picture out of scale by its own sheer overwhelming weight. A bird bath, for instance, stuck in the center of the lawn often is merely commonplace and seems to accomplish nothing more than to blatantly claim its existence. Any extraneous object that is introduced into a garden in such a way as to completely dominate it and overpower, that intrudes upon the visitor from every point of view, is not exactly pleasant.

I was rather pleased with the accompanying photograph that shows a bird bath located handily in the angle formed by the house walls. It serves a purpose in several ways, and really is a piece of furnishing, destroying the ugliness of the angle itself and adding a touch of illumination as it were to what might otherwise be a dark corner.

A bird bath, by the way, should consider the bird's comfort and not be a mere basin. It should be shallow so that the bird can wade in it without inconvenience. A sharply shelving basin that affords no easy resting place for the bird defeats its own purpose. Birds add an element of activity to a garden and though they may regard a new bird bath with some suspicion when first it is installed they finally

become acquainted with it and use it pretty freely. A bird bath should be so located as to get direct sunlight and should not be placed in a situation where cats can easily attack the birds that come to use it.



*Garden Intimacies No. 3. A simple bird bath is introduced with satisfying effect. It is placed in a convenient nook where it serves its real purpose without overwhelming the whole garden.*

in the world but a furnishing to the garden. It is rather an eyesore and excrescence. Now, furniture in the garden has a very definite place and purpose. If it is to fit at all, it should serve a purpose; and this is especially true with



# ROSE NEWS

Published now ☆ and again ☆ by Star Rose Growers ☆ Conard-Pyle Company ☆ Robert Pyle President ☆ West Grove, Pa.



Ninety days from March there will be rosebuds in very many sections of this great country—the first beautiful rosebuds of 1929. Our own records show that the first buds in the Star Gardens appeared, last year, about that time. Gardens in latitudes south of us are earlier; those north of us are later. Of course. But ninety days pass quickly, and if you have not yet planned your 1929 garden with its roses and tulips and merry jonquils—it's high time for you to make up your lists. Do it!



## Mr. Pyle's article

It is not too late to look up the February issue of the Ladies' Home Journal and find therein Robert Pyle's article about climbing roses. The article is illustrated with exquisite reproductions of natural color photographs taken by William F. Floing in the Star Rose Garden and in the Star Test Gardens at West Grove.

As an aside, it is interesting to know that practically all of the photography was done at a little after 6 o'clock one June morning in 1928. What a day that was! Evidently the roses knew that Mr. Floing and his staff of photographers were to be there, for they certainly looked their prettiest—as you will see, if you look at the illustrations in the Home Journal.

## How about success?

If you want to be sure of success with roses this year, you need "Success With Roses." If, perchance, you haven't heard about this helpful little volume, it is a 32-page book replete with illustrations and explicit directions. It tells you what to do, when to do it and how to do it. It leaves nothing to chance. There are many quirks and turns to rose growing and "Success" tells them all to you in detail, so that you can make your garden the prize garden in your community this year, and in years to come.



## The budget idea

They say Americans are "hipped" on two things: conventions, budgets. Whether that's true or not, we do observe that most of our joys and pleasures are today budgeted by well-meaning persons. Our golf is laid out by enthusiastic souls to cost a certain sum each month.

And our automobiling. Pseudo-economists can't leave that glorious enterprise alone, and so they chart each month's proposed expenditures as less than they ever prove in actual fact.

And so on—even the bride and groom, otherwise happy and untrammelled in their new freedom, are brought up with a round-turn by a set of statistics showing how much they should spend for insurance and rent and doctor bills.

But, fundamentally, this budget thing isn't so bad. We don't like to think of budgeting a rose garden, but folks do have to be careful about how they spend their extra dollars! And so—

## the \$20 rose garden

If you are a normal person, you prefer yellow roses or pink roses or white roses. And probably, if you were left to yourself, you would order too many of one color to make an effective showing in your garden. And besides that, some roses bloom best at one time and some at another. And you might even overlook the fact that some are hybrid teas, and bloom the first year, and some are climbers and won't, positively won't, bloom until the second year.

To give a well-planned selection, we have carefully arranged the "Star 25," the choice of experts, for everyday gardens. It includes the four major colors, red, pink, yellow and white—with intermediate connecting tints. Each rose is a "topper" in its class. They are hardy and of maximum bloom production. Some of these "Stars" are especially adapted for cut-flower use, having long-stemmed buds that keep the house well supplied.

The "Star 25" is a reliable collection—with it your success is assured. The individual roses are fully described, many of them color-plated, in the new 1929 "Star Guide to Good Roses." The 25 roses are individually priced at \$25.50. The collection is sold for \$20.00.

"When the flower show was held here last March I went out to see it and was much impressed with your exhibit. I had some conversation with your representative and secured from him your booklet, 'Success With Roses,' with which I was still more impressed. I have been trying for the last three years to grow some roses in my mother's cemetery lot. I have read everything I could get on roses and I have never yet found any booklet which gave the careful, detailed information, information for the merest novice, that yours does." Mrs. A. P., Philadelphia, Pa.

"Gather you rosebuds while you may,  
For Time is still a-flying,  
And that same flower that lives today,  
Tomorrow will be dying."

(From the Day Book of Thos. Nevell, 1768)

"I have enjoyed reading 'Success With Roses.' It is very complete and is so full of knowledge. It seems you have said the last word on growing roses." J. K. S., Reading, Pa.

## Won't you write us?

This coming season you will doubtless have some unusual and interesting experiences with your roses. Don't forget to tell us. This particular page of Rose News is not designed so much as an advertising page as it is as an exchange of news among rose lovers all over the country.



And right now, if you happen to think of any unusual rose incident that occurred last year, sit down and tell us all about it so that we can tell others of your success in solving a particular problem. You will thus be helping all rose lovers. As they say so persistently in the advertising columns—"Do it now."

"Please accept my belated thanks for copy of 'Success With Roses' you mailed to me. I am sure that with the help of the book we will have a riot of color in the yard from spring until frost. I like the general instructions—everything seems so simple and if one doesn't get results, they have only themselves to blame." G. E. B., Evanston, Ill.

## A new and better catalog for 1929

This year's "Star Rose Guide" is, we believe, the best rose catalog we have ever issued. It may be that we are unduly proud of our own work but it does seem to us as if this year's larger size page sets forth the beauty of our color plates more attractively than anything we have done in the past. Anyway, we know it has taken us and our worthy printer friends, much longer than usual to "build" this "Guide" than any catalog we remember. BUT, we do believe it is well worth our extra effort—and your extra waiting! If you have not yet seen your copy of the "Star Guide to Good Roses" for 1929—use the coupon in the southwest corner.

"I want to thank you for the attractive and instructive booklet, 'Success With Roses.' It is so charmingly gotten up that I like running through it time and again." M. L. C., Muncie, Ind.



## If you want ROSES

this summer, you can have them—glorious ones that will be the pride of the neighborhood. We guarantee "Star" Roses to bloom the same year you plant them.

## The 25 "Star" Rose offer

To make it easy for you, and because we "know our roses," we have selected 25 choice roses, every one of which is guaranteed to bloom within 3 months after planting, or we will "make good." These 25 "Stars" include our famous "Star Dozen"—our twelve most satisfactory rose plants. Included in this lot are pink, apricot, red, yellow, white, and blended roses. You'll be delighted with the selection we'll send you.



FREE—With every order for either of these collections.

## The "Star Dozen"

Or if you prefer to buy the "Star Dozen" by itself, these twelve highly recommended roses are yours for \$10.50. If purchased individually, the same selection would cost you \$12.50.

## Order today!

In order to make certain that you receive the varieties you want, use the coupon today.

## FREE!

When we ship your order, we'll send our 32-page "Success with Roses"—to help you in planting and caring for your roses. We'll also include the 1929 "Star Guide to Good Roses"—describing 200 varieties of roses, many in color. Use the coupon!

## Star Rose Growers

The Conard-Pyle Company  
Robert Pyle Pres., West Grove, Pa.

USE THIS COUPON—NOW!  
THE CONARD-PYLE CO.  
West Grove, Pa. Box 24  
 I'm sending you \$20 herewith. Please rush the 25 "Star" Roses by return post.  
 Here's the \$10.50 for the "Star" Dozen. ("Success" and the "Star Guide" will be included with the above orders.)  
 Send "Star Guide" Free.  
 I enclose 25c. Send "Success With Roses."  
Name \_\_\_\_\_  
Address \_\_\_\_\_  
P. O. \_\_\_\_\_

# To whom will you entrust



*Practical training first. The experts shown above train all new men in the practical field work. Every new man must go through a thorough course of training and be proved out—no untrained men are ever used. These selected instructors are men of character, intelligence, and professional attitude*

*Tumbling Team—Davey Institute of Tree Surgery, 1928-29. Davey Tree Surgeons are athletic types. They are carefully selected with the idea of physical fitness. The nature of the work and their training make them more so. In addition to intelligence and character, they have physical energy; that is why they are diligent workers*



*Scientific Training. A laboratory class at the Davey Institute of Tree Surgery—using high-powered microscopes and dissecting lenses to learn the sciences relating to their work. They must know the scientific reasons for all the things that they have been trained to do skillfully*

**L**ET us talk about *your* trees. They are living things, subject to disease, decay, starvation, insect attacks, mechanical injury and other ills. They are priceless to you—only time can replace them, long time at that.

Just for the moment, think of the most valuable tree on your place. Suppose it is starving. Wouldn't you, in self interest, insist upon scientifically trained experts who know what to feed it, and how, and when—without guessing or experimenting?

If this priceless tree is decaying in the trunk or limbs, and is growing steadily weaker, liable at any moment to break off or break apart in any high wind, wouldn't you entrust its treatment only to men with proven scientific knowledge and real personal skill?

If *anything* is wrong with that tree—and dozens of things might be wrong, because it is a living, breathing organism—wouldn't you demand reliable experts who are trained to diagnose tree troubles? Certainly proper treatment cannot be given without correct diagnosis.

You can trust Davey Tree Surgeons with a feeling of confidence and satisfaction. They are carefully selected and reliable men. They are thoroughly trained and have real demonstrated skill. They are educated scientifically in the Davey Institute of Tree Surgery, the only school of its kind in the world. They know how to diagnose the ailments of trees. Their knowledge and skill are based upon a half century of Davey experience. They are backed by a responsible business organization.



*Practical Training. This is a class learning the important art of saw filing at the Davey Institute. Every man is taught to keep his tools in proper condition. Sharp tools mean good work. Practical training plus science means efficient service*



st

# your priceless trees?

living  
tarva-  
y and  
y time

valu-  
rving.  
scien-  
o feed  
ng or

trunk  
liable  
art in  
reat-  
nowl-

-and  
t is a  
a de-  
diag-  
ment

th a  
are  
are  
ated  
the  
only  
now  
owl-  
y of  
re-

## Surprisingly Low Cost

In 1928, Davey Tree Surgeons served 21,608 clients from Boston to beyond Kansas City and from Canada to the Gulf. 76 per cent of these clients paid less than \$100.00 each. The following table tells the story.

- 17,022 clients paid less than \$100.00 each
- 2,223 paid from \$100.00 to \$200.00 each
- 1,642 paid from \$200.00 to \$500.00 each
- 721 clients paid more than \$500.00 each

You can afford to employ the expert, reliable service of Davey Tree Surgeons for your trees. They will do as much work as you want—and no more. They will do their work right—they will save any tree that can be saved—they will give you professional and conscientious service. There is no charge except for working time, plus the necessary materials and expressage.

### Davey service is local

Davey Tree Surgeons live and work in your vicinity. They are almost as conveniently located as your dentist or doctor or surgeon. They are not sent from Ohio for your individual work—they are trained in Ohio, but they live in your vicinity and work regularly for other nearby people.

Write or wire Kent, Ohio, for examination of your trees without cost or obligation. Permanent representatives are located in principal cities; the nearest one can serve you conveniently.



Everyone who sees Davey Tree Surgeons at work in the trees says, "They climb like squirrels." They certainly are remarkable climbers—they are trained to it. They get around in the trees with surprising agility and speed. But they use ropes—never injurious climbing spurs—to facilitate climbing, to prevent accidents, and to protect trees, wires and other property. They have diligence, speed, accuracy and a trained knowledge of their work



The Student Body of the Davey Institute of Tree Surgery, 1928-29, numbers 446 splendid young men in the Freshman, Junior and Senior classes, all selected from the proven men who have already been thoroughly trained in a practical way. The purpose of this resident school is to provide scientific knowledge and accuracy to supplement the practical skill that

is given in the field training. This gives balanced education—Davey Tree Surgeons know both how and why. The Davey Institute of Tree Surgery has been in continuous operation for twenty years, the only school teaching the science of Tree Surgery. The Faculty of the Davey Institute of Tree Surgery includes 37 scientists and master Tree Surgeons



**JOHN DAVEY**  
1846-1923  
Father of Tree Surgery  
Reg. U. S. Pat. Office

# DAVEY TREE SURGEONS

MARTIN L. DAVEY, President and General Manager  
THE DAVEY TREE EXPERT CO., Inc., 215 City Bank Bldg., Kent, Ohio



# Garden Reminders



In gardening a date can only be approximated. Generally the latitude of forty degrees at sea level and a normal season is taken as standard. Roughly, the season advances or recedes fifteen miles a day, thus Albany would be about ten days later than New York (which is latitude 42).

The latitude of Philadelphia is a week earlier. Also allow four days for each degree of latitude, for each five degrees of longitude, and for each 400 feet of altitude. Latitude 40 approximates a line through Philadelphia, Pa.; Columbus, Ohio; Richmond, Ind.; Quincy, Ill., Denver, Colo.

**M**ARCH is a month of preparation in most sections, a pause before the rush of spring work. In the warmer parts of the country garden work is in full swing but most gardeners must wait a few weeks before much work may be done outdoors. Still the fore-sighted gardener can not afford to be idle. Clean up the lawn. Avoid raking it too severely. The mat of dead grass will act as a mulch and protect the roots. Dig out the more vigorous Dandelions and as you do so seed the bare spots and mulch them with lawn clippings. This will hasten germination. Roll the lawn as soon as the frost is out. It is very beneficial.

## Early Planting

There are a few flowers that may be planted early. As soon as it is possible to prepare the soil Sweet Peas must be started. They do well in the cool, moist spring months. Dig the trench good and deep. It is said that their roots will go down four feet or more if the proper preparation, food and moisture is provided. In light soils Gladiolus may be planted early; but in cold, wet soils there is little to be gained by early planting and they may rot. Do not make the mistake of planting all of your Glads at one time. Make successive plantings of them every two weeks from early spring till midsummer. Glads are one of our most important flowers for cutting.

Dormant Rose bushes, planted early will give you the best results. When you purchase Rose bushes it is seldom they are pruned back enough. They should have from four to six buds and be so pruned that the branches will grow out instead of in towards the center. Be sure that they are planted deep enough. The graft or bud should be an inch below the surface. When you uncover your old Roses prune them carefully. Cut out all dead wood or weak growths, also cut back all of last year's growth a third or half. The more severely you prune the better quality flowers you will have. Climbing Roses must not be pruned till after blooming.

## Plan and Plant

By this time you should have some very definite plans for your garden this year. Study the seed and nursery catalogues carefully, there is a wealth of information in them. Your public library

has many books that will help you in planning a better garden. Try to grow something new each year. It's the new things, the plants and flowers you are not familiar with that keep up the interest in your garden. You will find it most interesting to keep a record of your garden, jot down the location of things, blooming dates, changes you want to make and such things. You'll find the record valuable.

## Soil Preparation

The garden soil must be well spaded or plowed in the spring. Careful preparation of the seed bed is very important. Seeds are many of them tiny things and the soil must be very fine or they will not germinate well. Do not attempt to work the soil before it has dried out sufficiently. It should be dry enough to crumble when spaded. If your soil is lacking in humus it can not be worked as early as when there is sufficient humus present. Plan to add humus to your soil by maintaining a compost heap.

## Removing the Mulch

Do not be in too great a hurry to remove the mulch from your borders. Take it off gradually and leave it close by so that it may be thrown back should a cold spell come. It is the alternate freezing and thawing in the spring that injures the plants. Where the mulch is of such material that it will work into the soil and add humus, spade it in. It is almost impossible to have too much humus in the soil. Do not remove any of the mulch from around your Rhododendrons, rather work it into the soil lightly, or simply leave it to rot down.

## Paint-up Campaign

Fences, lattice, arbours and such things should be painted before growth starts. Fresh paint will brighten up the whole place. Garden furniture, either that stored inside or left out, must be painted to look its best. Don't let this work go till you are caught by the spring rush.

If you are putting up any bird houses this season get them out at once. They need to weather a little before the birds take possession. If you make them yourself do not put any paint on the inside or on the inner edges of the doorway. Birds are valuable in the garden for the great quantities of insects they devour.

## Seedlings Indoors

Start the seeds of the slower growing annuals. Such things as Zinnia, Marigold, Lobelia, Petunia, Aster, Heliotrope, Scabiosa, Salpiglossis and a host of others will not bloom till late if you wait till they may be sown outside. If you do not care to bother with seeds indoors a good method is to use a coldframe. It is simple to handle. In many sections the coldframe may be started by the middle of March. Seedlings grow rapidly in a frame if watered, ventilated and watched carefully. Snapdragons may be started by seed or cuttings may be made from indoor plants the same as Geraniums. Many times it is possible to start them from cuttings made from the stems of blooms purchased at the greenhouse late in the winter.

It is time that Cannas, Dahlias, and Tuberous Begonias were started into growth. Dahlias may be divided as soon as the eyes start and cuttings may be made soon after the new growth starts.

## Plant Lilies this Spring

If you have overlooked planting some Lilies you are missing one of the most beautiful of all hardy flowers. They need deep soil preparation, good drainage, no manure and probably most important of all they must be planted at the proper depth. Here's a list of five kinds for spring planting and after each one is given the right depth to plant: Regal, nine inches; Auratum, twelve inches; Speciosum, ten or twelve; Henryi, ten inches; Tiger, eight inches. Lilies are better understood than they used to be, most of them like a location where the base of the stem and the soil around them is somewhat shaded by some other plant.

## Protection for Boxwood

Do you know why evergreens and Boxwood show spots of brown in the spring? It is because the hot suns of March and April strike them before the sap starts to run. The best protection for evergreens is to erect a wall of boards on the side where the sun shines and for Boxwood, both specimen and hedges, drive strong stakes in the ground and stretch burlap roof-like to the ground, leaving an air space between the plants and the burlap. These plants are valuable and you should care for them to the best of your ability.



Garden Aristocrats!—Last-Minute Novelties & Recent Introductions.

# SCHLING SPECIALTIES for 1929

## Do You Know this Secret?

GREEN PEAS, and plenty of them, from June to August—if you follow the simple directions.

Plant this collection of 6 choice varieties all at once this Spring, just as soon as the frost is out of the ground—and they will mature in the order named—producing a steady procession of big, mouth-watering crops from about June 20th till late in August.

The reason for this is evident. Peas must develop their roots in cool weather and so are able to supply sufficient moisture to leaf, flower and pod as they rapidly multiply under the summer sun. On the other hand late planted peas are almost always a disappointment, as every experienced gardener knows.



### OFFER X-1

## Schling's "Long Season" Pea Collection


- Schling's Pedigree Extra-Early, 2 1/4 feet. The earliest Pea grown; large, well-filled pods.
  - Gradus or Prosperity, 3 feet. An early fine wrinkled Pea of delicious flavor.
  - Sutton's Excelsior, 2 1/2 feet. The most productive dwarf medium-early wrinkled Pea; very sweet.
  - Dwarf Champion, 2 1/2 feet. An enormous cropper. Broad pods, very sweet.
  - Improved Telephone, 5 feet. Enormous pods, filled with Peas of the finest quality.
  - Heroine, 4 feet. Pods are large, deep green, somewhat curved; tender Peas of finest quality.
- 1—1/2 lb. each of all 6 varieties, 3 lbs. in all..... \$1.75  
 2—1 lb. each of all 6 varieties, 6 lbs. in all..... 2.75  
 3—2 lbs. each of all 6 varieties, 12 lbs. in all..... 5.00
- For once—all the green Peas you want; buy this collection. Delivered free within 300 miles.  
 Beyond, add 5c per lb. for postage.

### OFFER X-2

## Novelties of 1929!

Absolutely New!

A \$10.05 value for \$9.00



Mammoth Colum Larkspur—New form and size, rivaling the Delphinium in columnar beauty.

**Mammoth Colum Larkspur, Exquisite Pink Improved**—Long upright spikes clustering closely around the center in great abundance, rival the delphinium in height and stately columnar beauty. Excellent for cutting.

35c a pkt., 3 pkts. for \$1.00  
**Mammoth Colum Larkspur, Exquisite Rose**—Deep rose-pink, several tones deeper than Exquisite Pink Improved, with the same columnar form.

35c a pkt., 3 pkts. for \$1.00  
**Gaillardia Grandiflora, Broom**—Deep, coppery scarlet flowers of great size on long stems, nearly 3 inches across. Hardy. 75c a pkt., 3 pkts. for \$2.00  
**Eschscholtzia, Ramona**—Introducing a lovely new type with extremely large, heavily frilled flowers of pale glittering coppery gold with pink shadings. 50c a pkt., 5 pkts. for \$2.00  
**Eschscholtzia Erecta Compacta Moonlight**—The tendency of California Poppies to produce plants of a straggly habit is rectified in this new introduction. The plants do not exceed 18 inches in height and form neat little bushes. The flowers are a charming light chrome yellow.

40c a pkt., 6 pkts. for \$2.00  
**Scabiosa Caucasica, New Giant Hybrid**—With flowers a third larger than the well known Caucasica, heavier petals and beautifully ruffled and fringed in colors ranging from white to dark blue.

75c a pkt., 3 pkts. for \$2.00

**Coreopsis, Mayfield Giant**—A new Australian strain. Taller and more vigorous plants with longer, firmer stems and larger individual flowers whose extremely broad petals form a perfect corolla of rich, glittering gold. Hardy. 50c a pkt., 5 pkts. for \$2.00

**Carnation Earliest Dwarf Vienna, Othello**—Dark, velvety crimson of richest texture. Very early, profuse bloomer and fine for cutting. A magnificent carnation. 75c a pkt., 3 pkts. for \$2.00

**Giant Branching Larkspur La France**—Extremely long, delphinium-like spikes and extra large individual double flowers, closely set along the stalk. 50c a pkt., 5 pkts. for \$2.00

**Scabiosa, Columbaria Pink**—A new color in double hardy Scabiosas with flowers 2 to 2 1/2 inches across on long, wiry stems. \$1.00 a pkt., 6 pkts. for \$5.00

**Calendula Campfire**—A rich, glowing, brilliant orange with scarlet sheen. A distinct new type. The flowers, while large, are very flat and have not the heavy appearance of the regular calendulas. 35c a pkt., 3 pkts. for \$1.00

**Coreopsis, Bignoniiflora**—Perfect trumpet-shaped flowers of rich, glowing yellow radiating from its velvety brown center, giving the effect of flower clusters rather than an individual bloom. 50c a pkt., 5 pkts. for \$2.00

**Adonis Aleppica**—Very brilliant, deep blood red flowers, cup-shaped and measuring 3 inches across, four times as large as those of the well known Floe Adonis. Light, feathery, cosmos-like foliage. Especially effective in beds and borders. 35c a pkt., 3 pkts. for \$1.00

**Anchusa, Annual Blue Bird**—Bears large umbels of vivid indigo blue, forget-me-not-like flowers, in luxuriant bouquet on 18-inch stems. 50c a pkt., 5 pkts. for \$2.00

**Zinnia California Giant, Miss Willmott**—Flowers of the most delicate of salmon-pinks. A great acquisition. 50c a pkt., 5 pkts. for \$2.00

**Zinnia Lilliput Salmon Rose**—Offering the exquisite Salmon-pink color in the lovely miniature or Lilliput type. Plants grow one foot high. Very charming in borders and edgings. 25c a pkt., 5 pkts. for \$1.00

**Asters, Improved Giants of California**—Blossoms measure 5 to 6 inches in diameter, packed to the center with long, lacy petals most artistically placed. Stems often 30 inches long. The collection of 6 colors \$1.75

### OFFER X-3

## SCHLING'S NEW GIANT PANSY

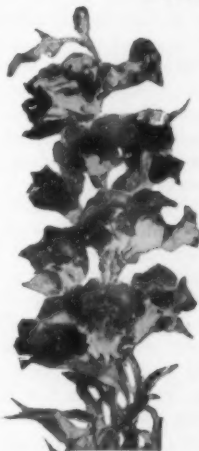
Mrs. Pierre S. du Pont

Neither words nor artist's brush can portray this new Pansy in all its loveliness. It is a rich, pure golden apricot, blushed with salmon—a glorious June dawn—pure without even the faintest trace of the usual center lines to mar its beauty. This is an entirely new and most distinct color in Pansies, forming a stunning contrast and perfect complement, especially to the purple varieties. It is a true giant in size, carried on long, strong stems, and the flower petals have great substance and are perfectly placed. The plants are astoundingly vigorous, blooming most profusely right through the season. A bed of it is one of the most delightful of spring garden pictures. Single pkts. \$1.00—6 pkts. for \$5.00—12 pkts. for \$9.00

### OFFER X-4

## Schling's New American Snapdragons

A \$12.00 Value for \$9.00



Indian Summer

A New Race of Giant Snapdragons! Rivals the Gladiolus in Height and Vigor, 12 varieties in 12 exquisite and distinct colors.

**Indian Summer**—Newest and loveliest of this royal race. Tall flower spikes of a marvelous velvety copper-red, hitherto unknown in Snapdragons. Indescribably beautiful and now famous from the Yukon to the Gulf. Pkt. \$1.00

**Golden West**—A rich deep golden yellow with rosy lilac throat. Pkt. \$1.00

**Pathfinder**—Tender rose-pink, with yellow lip and pure white throat. Pkt. \$1.00

**Yosemite**—A splendid lilac-purple Pkt. \$1.00

**Navajo**—Pure delicate canary yellow self Pkt. \$1.00

**Seminole**—Rosy lilac, with milky white throat. Pkt. \$1.00

**Wyoming**—Deep carmine-pink, with golden yellow lip. Pkt. \$1.00

**Narragansett**—Delicate rosy lilac overlaid with a silvery lustre; rich golden yellow at center. Pkt. \$1.00

**Tenaga**—(Sunset) Golden yellow (autumn gold) changing toward the center to a bright terra cotta. Pkt. \$1.00

**Shasta**—Lovely, pure white, with a fine yellow throat. Pkt. \$1.00

**Massasoit**—Brownish orange, tinged with red. Pkt. \$1.00

**Miami**—Delightful, tender rose-color. Pkt. \$1.00

## 100 GLORIOUS GLADIOLI \$4.00

**OFFER X-5**—Choicest Mixture—including all the latest and most beautiful varieties such as the lovely Primulinus or Orchid Gladioli, running a gamut of subtle pastel shades from ivory yellow to an iridescent bronze such as mark the finest nasturtium collections. Start planting April 25th and every 3 weeks thereafter to July 15th and enjoy a long procession of beautiful bloom.

A \$7.00 Value for only \$4.00 or 50 bulbs for \$2.25

Send for our "Book for Garden Lovers"—Many other delightful flower varieties described and illustrated in color—25c, free with first order.

### OFFER X-6

Extraordinary Value

## Schling's "Get Acquainted" Collection

A \$3.25 Value for \$1.00

**Schling's American Beauty Aster**—Gigantic flowers, 7 inches across, 3 ft. stems, same color as American Beauty Rose. Pkt. 35c

**Schling's New Orange Glory Calendula**—Perfect form. Very double. Pkt. 25c

**Schling's New Annual Double Fringed Hybrid Chrysanthemum**—Charming color range, attractive in garden and vase. Pkt. 15c

**Schling's Semi-double Crested Cosmos**—Giant size, double rosette-like center. Pkt. 25c

**Schling's New Hybrid California Poppies**—Many lovely new shades. Pkt. 25c

**Schling's New Giant Hyacinth Flowered Larkspur**—Excels in length of stems, size of flower spikes and general vigor. Pkt. 35c

**Schling's New French Marigolds**—Rich brown, blotched on brilliant scarlet. Pkt. 75c

**Schling's New Erysimum, Orange Beauty**—Orange yellow, wall-flower-like spikes. Fragrant. Pkt. 25c

**Schling's New Giant Early Flowering Pansy, World Record**—Immense flowers on long stems. Blooms March to December. Pkt. 25c

**Schling's New Marvelous Dahlia-Flowered Zinnia**—True aristocrats. Flowers 6 to 7 inches, like huge Dahlias. Pkt. 40c

### OFFER X-7

## Montbretias

whose flower clusters, in exquisite pastel shades ranging from pale yellow to deep orange, hung like golden stars on long, slender, wiry stems, have all the airy grace of the orchid *Odontoglossum*. Plant the bulbs in April and May, 3 inches deep and enjoy them all season. Easily grown.

25 Bulbs \$2.00 50 for \$3.75  
 100 for \$7.00

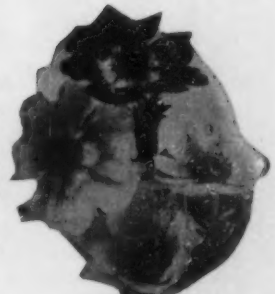


### OFFER X-8

## Giant French Poppy Anemones

Marvelous poppy-like flowers in wonderful color combinations. Blues with white bases. Pink with blue bases. Cream and apricot shades in endless profusion. Truly a gem of the first water! Plant bulbs in May, 3 inches deep.

25 Bulbs for \$3.00; 50 for \$5.50  
 100 for \$10.00



### OFFER X-9

## At Last! A Perfect Weed Killer! DANDO KILLRITE

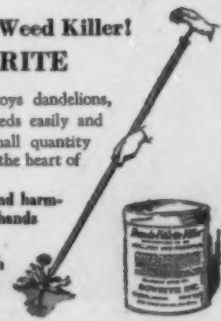
No Stoopng!—No Grubbing!—Destroys dandelions, poison ivy, and all other noxious weeds easily and quickly by depositing a small quantity of the Killrite chemical at the heart of the plant.

Absolutely non-poisonous and harmless to all animal life, hands and clothing.

Dando Killrite gun \$5.00 each

Killrite Filler... 60c a can

Both for \$5.50



Enables the amateur to sow all fine seeds, such as in the Offers above, with the skill of the professional. Saves time, labor and seed. \$1.00

Madison Ave.  
 at 58th St.  
 New York City

Schling's Seeds MAX SCHLING SEEDSMEN, Inc.

I enclose \$..... Please send me Offer X-1  X-2  X-3  X-4  X-5

X-6  X-7  X-8  X-9  Sowrite  "Book for Garden Lovers"

Name.....

Address.....



## Creating Pictures With Plants

TAKE most any situation, with most any kind of soil supplemented by the sun's warmth and some moisture, and regular fairylands may be created with the help of the *proper kinds of plants!* Therein lies the secret of naturalistic gardening. We recognize Nature as the master builder but seldom study her methods and materials.

### A Great Plant Guide FREE

Less than a score of lines on page one of our catalog hold the key to the entire book, open the gate to any garden you may desire! Pronounced by students the greatest guide to *naturalistic gardens* ever published, it records half a century's experiences and observations. Get the proper start by writing for this free catalog today.

### Ferns for Everywhere

With two-score distinct varieties available, you can count on succeeding with ferns, whether your grounds are sunny or shady, moist or dry, rocky or of a mellow nature. Here are a few favorite collections:

- No. 1. For open, sunny spots, 4 varieties, 35 clumps in all for \$5
- No. 2. For dry, shady places, 4 varieties, 35 clumps in all for \$5
- No. 3. For moist, shady spots, 9 varieties, 45 clumps in all for \$6
- No. 4. For wet, open ground, 4 varieties, 40 clumps in all for \$5
- No. 5. For rockeries and dry ledges, 4 varieties, 40 clumps in all for \$5

Ready for shipment after middle of March.  
Ordering by number is quite sufficient.

### Other Gillett Specialties

Are native wild flowers, wild orchids, a great many hardy perennials, Rock Garden plants and, last but not least, a vast collection of native deciduous and evergreen shrubs, such as Laurels, Rhododendrons, Azaleas, Inkberry, etc. Let's get acquainted by asking for catalog mentioned above.

## GILLETT'S

Fern and Flower Farm

3 Main Street  
Southwick - Mass.

## Lots of fruit from little lots

Continued from page 558

loosely to a stake two or three times as it grows taller to keep it off the ground.

Before growth starts the next spring cut off all puny shoots and shorten the strong one thirty per cent. if it is very strong, and fifty if it is weak. This cane, as one year old stems are called, is to become the trunk of the vine. It consists of a series of joints with a bud at each. The lowest ones may not develop but the others will become leafy shoots, some of which may bear one to perhaps five clusters of grapes. Many vines I have trained in this way have yielded six pounds of fruit seventeen months after planting and twenty-five to thirty-five pounds the next season. You can do at least as well by applying the following simple but essential principles of pruning:

1. Fruit is borne on only green, leafy shoots; never on older wood. The buds from which these shoots develop are formed the previous summer (in cold parts of the country at least). In other words, wood older than one season never bears fruit.

2. When no pruning is done countless buds get a stinted amount of food so only a few of them attempt to bear fruit, which is small and of poor quality.

3. Heavy pruning of the previous season's growths concentrates plant food and develops fine fruit. After the plants are three years old about thirty buds to the vine will yield more and larger clusters of larger berries and finer quality grapes than where the pruning is less rigorous.

4. Always rely on medium thick canes of one season's growth for fruit bearing. Cut off all puny and rampant canes. They produce nothing, but merely steal food.

If you practise these principles you may train your vines in any way you wish. However, to fit them into the plan we discussed above build an overhead trellis—five or six feet above ground—on stout cedar or locust posts set below the local frost line and with a two foot cross piece of two by three inch wood at the top. Near each end of one cross piece fasten a number nine galvanized wire and stretch it to next cross piece.

About six inches down from the top of the post stretch another wire between the posts themselves. To this lower wire fasten the trunk of the vine, and along it in each direction stretch one cane each spring. Cut off all the others in late February or early March. Let the green shoots that develop from these two canes hang over the upper wires. They will form a fruit bearing canopy over the currant bushes.

Among more than one hundred varieties carried by nurserymen are many fine but finicky kinds. Better get experience with the six rough and ready, but fine kinds, that follow: Portland, earliest good white; Moore Early, earliest good black—a little

later; Worden, (next) medium early black; Niagara, midseason to late, white; Agawam, late red; Barry, late black. These are all of better quality than Concord which is the staple, cheap black variety of the stores. Moreover, they ripen successively in the order named and cover a season of about two months. The last two may be kept until Christmas or even later.

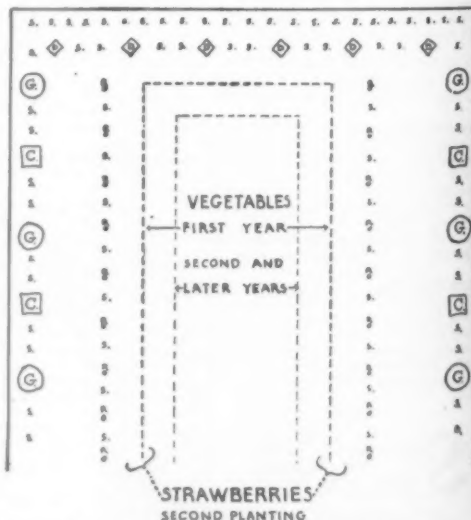
**STRAWBERRIES.** To strengthen spring set plants cut off all blossoms that form before July first. To develop plants in "hills" cut off all runners. To establish the "hedge row" method of growing, place the earliest runners between plants already growing in the row so all will be about six inches apart. Anchor them with small lumps of earth and cut off all runners not needed. To have a matted row let the runners root at will. The hill system develops the choicest berries; the matted row the largest number of fruits, many of them small; the hedge row is intermediate.

In August make a second bed, using runner plants from the first. If the ground is dry make a little basin of soil around each plant and fill with about a quart of water. Next day break up the crust of dry mud and keep the surface loose thereafter.

During early fall give a dressing of fertilizer just before a rain to encourage fruit production next year. After the ground freezes hard spread a thick mulch over the plants to prevent heaving by frost during winter. In spring remove the coarse material but leave the fine stuff to act as mulch during the growing season. If the bed is only one year old fertilize it after the last frost is gathered; if two years old destroy it because the older it gets the poorer the fruit.

Leading Everbearing varieties are Progressive and Champion. A newer variety, Mastodon, is also recommended. Among the general season kinds Premier, Chesapeake and William Belt cover a ripening period of three to five weeks. If restricted to only one kind I suggest Premier.

**RED RASPBERRIES.** When the plants are set, cut back all dormant stems to (continued on page 622)




Utilizing the end of a 25 ft. plot for a combination fruit and vegetable plot. For key see text on page 558



# Like a Million Rising Suns ~

EVERY year millions of brilliant Zinnias grown from Dreer's seeds lift their shining faces to gladden thousands of garden lovers' hearts. It takes acres to produce the Zinnia seeds we sell. And we sell enough every year to provide a bouquet of a dozen and a half flowers for every girl in this country between the ages of twenty and twenty-five!

We might cite equally interesting facts about hundreds of other popular classes of flowers; about the hundreds of thousands of Gladiolus, Dahlias and other bulbs we sell; about the half million Rose bushes it takes to satisfy Dreer customers. But, to get acquainted with the broad assortment of various garden materials available at Dreers, you should send for your copy of



## The Dreer Garden Book

Perhaps the greatest stimulant to the making of better gardens ever published. Everything it offers is distinctly worth

while and meritorious. Every word in it may be likened to the gospel truth in gardening. To the newcomer to the ranks it opens vistas of unsuspected garden joys. It keeps the initiated posted as to progress by offering the choicest novelties in Seeds, Bulbs and Plants gathered the world over. Many color pages (14 in Rose Section alone) will help to form correct ideas as to what may be accomplished. Please let the Dreer Garden Book be your garden inspiration this Spring. Yours free for the asking, and please mention THE AMERICAN HOME.

**HENRY A. DREER**  
1306 Spring Garden Street Philadelphia, Pa.

### A Few Typical Offers of The World's Best in Flower Seeds

- Double Dahlia-flowered Zinnias**, (as illustrated below) 7 distinct colors, Collection No. 4479...\$1.00
- Collection No. 1299**  
6 distinct California Giant Branching Asters...\$1.00
- Dreer's Special Giant Double Zinnias**, One packet each of 7 distinct colors, Collection No. 4518.....75c
- Collection No. 3550**  
12 Extra Choice Hardy Perennials.....\$1.00
- Lilliput or Pompon Zinnias**, very pretty, compact type, 5 distinct colors, one packet of each, Collection No. 4529.....40c
- Collection No. 1135**  
25 Fine Summer-flowering Annuals in 25 distinctly beautiful kinds...\$1.50
- Special**. All three of above collections.....\$2.00

All prices postpaid. Order by number only



Home  
um early  
to late,  
Barry,  
of better  
h is the  
of the  
ben suc-  
med and  
months,  
ot until  
engthen  
blossoms  
develop  
runners.  
method  
runners  
wing in  
x inches  
lumps  
ers not  
row let  
he hill  
berries;  
mber of  
e hedge  
d bed,  
e first.  
a little  
nt and  
water.  
of dry  
loose  
essing  
to en-  
year.  
spread  
o pre-  
winter.  
aterial  
ct as  
ason.  
ertilize  
ed; if  
e the  
s are  
newer  
com-  
ason  
Wil-  
d of  
d to  
the  
mant  
622)



## Not Done Anymore

YOU know how it used to be, the greenhouse was always put way off down in the garden, or so far some other way, that in the cold months it was a real task getting to it.

Not so now. Most folks are just like yourself. They want their Glass Garden right handy by, so it's just a step into perpetual summer land.

All of which is altogether possible these days, because of the attractive design and thorough-going practicalness of greenhouses, when designed and built the way ours are.

A surprising number are being attached directly to the residence. Several just such are shown in that book called "Greenhouses As We Know Them."

Glad to send you one. No obligations.

### LORD & BURNHAM CO.

Builders of Greenhouses and Conservatories

Eastern Factory Irvington, N. Y.	Western Factory Des Plaines, Ill.	Canadian Factory St. Catharines, Ont.
Irvington	New York	Philadelphia
Boston	Cleveland	Denver
St. Louis	Greensboro, N. C.	Buffalo
	St. Catharines	Toronto

FOR FOUR GENERATIONS BUILDERS OF GREENHOUSES

## First steps in rose love

Continued from page 534

which may be used as a low climber on a fence or pillow. Its foliage is always good, and its delightful, small, pale yellow flowers are sweetly fragrant, and come almost unceasingly from June until freezing weather.

Similar in habit, but much showier and even more persistent in blooming is Birdie Blye, a deliciously fragrant, bright pink which yields large sprays of medium sized blooms with the utmost freedom. Birdie Blye will grow four or five feet high, and as much through, and is a very handsome object in the garden, especially in the autumn. But it is the mass effect that is good; the flowers, while pretty after a fashion, have no value for cutting or any use where blooms of quality are required.

Nur Mahal is a similar shrub with flowers of curious, light purple, much more attractive than the color description indicates. It is quite a rare sort and is a novelty in anybody's garden.

The fourth member of this group is the well-known Gruss an Teplitz. Its drooping clusters of velvety red, fragrant flowers are delicious in the garden and in informal flower arrangements. There is no question that it is one of the very best and easiest Roses for the inexperienced; but it is one of the hardest ridden of all the old warhorses, and is to be avoided if novelty is desired, in spite of its merit.

In dwarfier shrubs, the best bright pink sorts are Chatillon and Aennchen Muller of the Polyantha race. They are 18 inches to two feet high, perhaps more, and a mass of vivid color through the season. There is no white or yellow Polyantha worth mentioning here; but Ideal is a fine dark, small-flowered red one; and Lafayette is superb for continuous, bright red splotches of color all summer long.

For planting in beds, where flowers of better shape are wanted both for garden display and for cutting recourse must be had to the Hybrid Teas. There are hundreds of varieties relatively few of which may be called easy; but the experienced rose grower is willing to care for even the most difficult for the splendor of their flowers. As in all other groups, the easy, constantly blooming sorts have less substance and fewer petals, but no one will deny them the possession of beauty and charm. There are exceptions, of course.

White Roses are scarce. The best is Frau Karl Druschki. It is a large bush, and bears superb, snow-white blooms in great abundance, but they are scentless. Mme. Jules Bouché is a smaller, wirier plant, and the flowers are much more delicate and appealing. It is not pure white all the time. Frequently the center is tipped with pale pink. These two are the only white Roses which can be recommended to the novice.

There are many pale pink varieties. The easiest is Lady Ursula. It makes a fine bush up to three feet; and is continually in bloom. The well-formed flowers are double, but if weather conditions are not right, they are very likely to "ball," or not open properly. In this color-group, I

should also place Gruss an Aachen, a dwarf, bushy plant with quite large, double, flat flowers which display many tints of reddish pink and yellow at certain seasons, but most of the time are almost entirely pinkish white. It is a fine variety for massing in solid beds, and has the merit of being in very few gardens in any quantity.

Radiance is the most popular of the bright pink sorts; and is probably the easiest of all this type to have. It is in almost every garden, and I think it is an ubiquitous nuisance. If we could only have Roses of the quality of Los Angeles and Rev. F. Page-Roberts on plants with the vigor and blooming quality of Radiance, what a rosy old world this would be!

In spite of the popularity of Radiance, the collector of "easy Roses" must not overlook Lady Alice Stanley, which has really beautiful, massive flowers; and Mrs. Wakefield Christie-Miller, whose bouncing irregular blooms look like crisp little peonies. In the same group, too, are Königin Karola and La Tosca, both fine, vigorous plants with bright pink blooms of fair quality, very freely produced.

Of more brilliant shades, verging toward copper and orange, the easiest is Betty Uprichard, a striking two-colored rose of vivid, reddish-salmon and flesh-color. Somewhat in the same class, but a trifle lighter and more uniform, is Willowmere, which is the best of the Los Angeles type. It is not a good "doer" and it is doubtful if it should be mentioned in a list of easy Roses, but it does succeed surprisingly well for some people, and is worth trying if there is any sporting blood in the gardener at all.

Of red Roses, George C. Waud, Ecarlate, and Etoile de Hollande, are quite the easiest and freest flowering. Lieutenant Chauré, Charles K. Gouglas, and Miss C. E. Van Rossem might be tried, but the fact is that no red Rose of good color is to be had which possesses the blooming quality or habit of Radiance. Red Radiance is nearest, but the color is vile.

There is no easy yellow Rose. The nearest is Lady Pirrie whose lovely coppery buds are exquisite. The flowers open pale creamy pink. Isobel is a single, fiery orange in the bud, and brilliant orange-pink when open. A great many people like it.


The pure yellow Roses such as Mrs. E. P. Thom, and Julien Potin are not in the beginners' class. Of the richly shaded apricot and gold Roses, Mrs. Dunlop Best seems to grow and bloom the easiest; but when the rose grower has reached the point where he desires these treasured colors, he must be willing to give them real attention. He cannot then be considered as a seeker after easy Roses.

[Souvenir de Claudius Pernet is sure to come to mind when a yellow is wanted. And it is surely outstanding in color and I feel should have a word. It is hard to grow in my own experience and observation generally, but I have seen it flourishing amazingly in some places. It likes a very heavy soil.—L. B.]



# CONSIDER THE LILIES!

A GARDEN GAY WITH LILIES FOR \$5.00



Lilium Regale

Our 1929 SPRING PLANTING collection of Lilies consists of 10 hardy types which—with reasonable care—have proven entirely satisfactory. They are all hardy and will be a welcome addition to your garden. The varieties offered—when established—will give a gorgeous display of bloom from early June to September and in a wide variety of colors. By carefully following instructions in our Book "Consider the Lilies" sent FREE with each collection ordered, success will mark your venture into the realm of these "ARISTOCRATS OF THE GARDEN."

- Auratum platyphyllum:—"Gold-banded Lily."
- Batemanniae:—apricot.
- Davuricum:—orange-red.
- Elegans atrosanguineum:—carmine.
- Hansonii:—yellow-spotted.
- Japonicum Kramerii:—pink.
- Regale:—white, flushed pink.
- Rubellum:—pink.
- Speciosum Rub. Meipomene:—white, spotted carmine.
- Umbellatum Grandiflorum:—orange, dark spots.

One copy of our New Lily Book (2nd edition) valued at \$3.00.

The above collection and book sent postpaid to any address in the United States or Canada upon receipt of \$5.00

The total list of above, including our book "Consider the Lilies," is greatly in excess of the price that we ask in this introductory offer.

## DAHLIA

MARSHALL'S "ELITE" COLLECTION \$10.00

This collection consists of 12 tubers of named varieties of recent novelties. Each tuber is properly named and, if purchased separately, will cost from \$1.50 to \$2.50 each.

This is a superb collection for the Dahlia "fan" desiring the best of the recent introductions at a popular price.



## COLLECTIONS

MARSHALL'S "SPECIAL" COLLECTION \$5.00

Here is an unusual offer consisting of 12 tubers of choice varieties that retail for not less than \$1.00 each. All are carefully named and the exquisite colors in this collection will provide a feast of floral beauty during the long autumn season.



### OUR NEW LILY BOOK!

The acclaim with which the first edition of our Lily Book was received has encouraged us to publish a New or second edition. Our New Book is vastly superior to the first publication, containing more up-to-date and complete information, as well as a host of

superb new color plates. Sent free with lily orders amounting to \$3.00 or over. Or it will be mailed postpaid upon receipt of \$1.00.

### Our 1929 Catalogue

is replete with everything necessary for a beautiful garden. It lists the latest novelties and specialties in seeds, bulbs, plants and accessories. Beautifully illustrated with many color plates and bound in stiff board cover. Mailed free upon request.

### MONTBRETIA "His Majesty"

is truly majestic and regal in poise, grace and refinement of growth. Along the three-foot stems are hung the numerous, reflexed, starlike flowers measuring from 2 to 2½ inches in diameter. Of superb and unusual beauty of color, too! Rich, deep, orange-yellow in the centers while the tips of the petals and reverse are of a glowing crimson-scarlet.

A glorious plant for the discriminating flower lover. Early orders are earnestly solicited as our stock, when exhausted, cannot be duplicated.

A colored reproduction appears in our 1929 Catalogue, which will be mailed on request.



Montbretia "His Majesty"

Price each, 60 cents      Per dozen, \$6.00      Per 100, \$45.00

W. E. MARSHALL & CO., Inc.

152 West 23rd Street

New York City

# BOBBINK & ATKINS

Ask for Catalogue



Visit Nursery

## ROSES

### Spring Planting



SEVERAL hundred thousand two-year-old field-grown plants, in several hundred varieties, are ready to ship this spring. Many new and rare Roses are included among the 290 Hybrid Teas and Teas, 124 Hybrid Perpetuals, Polyanthas and Rugosas, 531 Climbers and miscellaneous species. Roses adapted to all parts of the country are described and priced in our catalogue

### "ROSES" by Bobbink & Atkins

This popular catalogue presents old favorite Roses as well as modern novelties. All varieties are truthfully described, with comments on their merits and demerits. Instructions are simplified, pen-and-ink sketches show planting steps and how to secure the most flowers. Many Roses are shown in natural colors, and all varieties are classified and arranged to make ordering easy. A copy will be mailed on request to those who intend to plant Roses.

#### Old-Fashioned Flowers

For Every Place and Purpose

Our catalogue "Hardy Herbaceous Plants" lists new and old perennials, rock plants, woodland plants, and lilies. Here will be found Aconitum fisheri, Erica in variety, Huechera, Geum sibiricum, Trollius in variety, Potentilla hybrids, Anchusa, and many other unusual perennials. An alphabetical table indicates flowering period, height and color. A copy will be mailed on request to all who intend to plant old-fashioned flowers.

#### Evergreens

An illustrated Catalogue of Coniferous Evergreens, Evergreen Shrubs, Flowering Trees, Deciduous Trees, Hedge Plants, Hardy Vines.

#### Our Specialties

Azalea Mollis and Pontica, Hardy Evergreen Azaleas, Chinese Magnolias, Cotton-asters, Japanese Maples, Rhododendrons and Blue Spruce (grafted) Koster and Moerheimi varieties.

In your request for Catalogue it is important to state definitely what you intend to plant.

BOBBINK & ATKINS, Rutherford, N. J.

## Lots of fruit from little lots

Continued from page 618

within six inches of the ground. Still further to strengthen them allow none of these to produce fruit. New shoots sometimes bear in the fall. Cultivate or mulch as outlined above. After the leaves drop tie long canes to stakes or trellis wires to prevent being broken by wind while frozen. In spring cut puny stems and any winter-killed tips and shorten the long canes to about three feet. Plump buds on these canes develop shoots which bear fruit.

Many new shoots will develop from the roots. Let the strongest that come up in the row stand six inches apart to form a thin hedge, but pull up puny ones and those that appear where not wanted. Immediately after fruiting cut all old stems (those that bore fruit) at the ground, thus strengthening the new shoots and insuring better fruit next season. These stems will die anyway so the sooner they are cut after fruiting the better.

Among hundreds of varieties, good kinds are: June (early and long season); Latham, Herbert, or Cuthbert (mid to late season); St. Regis (or Ranere) often bears a second crop in the fall when the season is moist or the plants deeply mulched.

DEWBERRIES must be tied to stakes or wires or they will sprawl and soil their fruit. Stout cedar bean poles driven a foot or more in the ground will answer for individual plants but a two or three wire trellis supported by fence posts about twenty feet

apart is better. The stems will be small the first year so stakes may be used and the trellis made the second spring. Except for tying up the stems manage the plants as described for raspberries. Of the several varieties carried by nurseries Lucretia is probably surest to succeed in amateur hands.

PURPLE RASPBERRIES may be grown in the same way as dewberries. Columbian, the best variety, is strong growing and highly productive. The berries are not as good looking as the reds but in size, flavor, productivity and ease of growing they are more than rivals.

CURRENT bushes do well in partial shade: hence the advantage of growing them beneath high trellised grape vines. After planting cut off all but the two strongest stems and cut these back to only three or four buds each. This will insure strong bushes, some fruit and several new stems the following year. Allow only the two strongest new stems to grow each year and when each stem has borne fruit for the third time (i.e., in its fourth year) cut it close to the ground after gathering its fruit. Among the best red varieties are Perfection, Wilder and Pomona. The best white is White Grape. When gathered immature these all make good jelly, when allowed to get fully ripe they make as delicious dessert as grapefruit if stripped from the stems and covered with sugar over night.

## Making a little garden look big

Continued from page 557

flat. The slope from the house was very gradual and the space was limited, insufficient for walls or steps. The actual slope, however, was about two feet in fifty and by a small amount of grading a low flower-wall was possible and three separate levels were created. The first level, leading from the house, is paved with irregular flagstones, set in grass, and outlining this terrace is a border of bright colored annuals and hardy flowers. These flowers have the added use of heightening the walls as seen from the rose garden.

The second level is an evergreen garden, one step down from the flagstone terrace but even this slight descent makes an interesting and pleasing effect. It is so placed that it is attractive from the house during the whole year, and especially in Spring with the white of the Azalea indica alba and the brilliant red Azalea hinodegiri against the evergreen shrubs. Several steps lead from the evergreen garden to the rose garden and in addition it can be entered directly from the flagstone terrace. These steps leading directly into the rose garden are on a diagonal axis, with a circular lily pool as its objective. A rose arbor leads from the rose garden to an informal walk flanked with Rhododendron, Mountain Laurel, woods plants and Ferns. The small difference in elevation from the rose garden to the terrace affords the opportunity for the flower wall with its variety of interesting and

beautiful plants and for a cosy, intimate garden, attractive and varied enough to make one forget its diminutive size and limited proportions.

The details of design are important in any garden and especially so in one which is always seen at close range. In Mrs. Walton's garden, although the outlines and paths are symmetrical a certain informality of detail eliminates any unpleasant stiffness which might otherwise be apparent. The steps and walls are built of local flat stone of a warm brown tone. This stone in a short time will weather nicely, growing moss in the shaded corners and crevices and blending beautifully with the plants and grass.

The differences in grade between the levels in the garden are accented wherever possible. The flower border at the top of the wall has this effect and it is also increased by a low wall which encloses the rose garden on all sides. Cedar posts are built into this wall to support rose chains. The height of the rose chains and the wall give the effect of a greater depth to the sunken garden than if it were without a background.

In designing a terraced garden it is important to have the width of the terraces and the heights of the walls or banks planned in such a way that unnecessary labor will be eliminated. Frequently it is possible to arrange these two factors so that soil removed to form part of one level will be sufficient for forming the next.



# HENDERSON'S SPECIAL OFFER

## 1929 Seed Catalogue and 25-Cent Rebate Slip —Only 10c

**M**AIL the coupon with only 10 cents, and we will mail you "Everything for the Garden," Henderson's new seed catalogue, together with the new Henderson 25-cent rebate slip, which will also entitle you, without charge, to the Henderson specialty offer of 6 packets of our tested seeds with your order.

These 6 packets are all seeds of our own introductions, and are among our most famous specialties—Ponderosa Tomato, Big Boston Lettuce, Early Scarlet Turnip Radish;—Invincible Asters, Brilliant Mixture Poppies and Giant Waved Spencer Sweet Peas. These, like all Henderson's Seeds, are tested seeds.

For 82 years, HENDERSON'S TESTED SEEDS have been the standard. Year after year, our constantly improving methods have enabled us to maintain our supremacy among American seed houses. The initial cost of your seeds is the smallest item in your garden's expense, and it is of advantage to plant seeds of recognized quality from a house of reputation and standing.

### Everything for the Garden

This is a book of 210 pages, with 16 beautiful color plates, 194 pages of rotogravure in various colors, and over a thousand illustrations direct from actual photographs of the results from Henderson's seeds.

vegetables throughout the Summer, and collections of flower seeds especially arranged for harmony of color and continuity of bloom.

It offers many special collections of vegetable seeds arranged so as to give a continuous supply of fresh

It is a complete garden book, and should be in the hands of every lover of the garden beautiful or bountiful—Clip the coupon now!

### Every Rebate Slip Counts as Cash

With every catalogue will be sent our Henderson Rebate Slip which, returned to us, will be accepted as 25 cents cash payment on any order of two dollars or over.

In addition we will include with your order, without charge, the Henderson specialty collection of three packets of Vegetable and three packets of Flower seeds as described above.

**PETER HENDERSON & CO.**  
35-37 Cortlandt Street  
New York City



Early Scarlet Turnip Radish



Big Boston Lettuce



Ponderosa Tomato



Giant Waved Spencer Sweet Peas

Henderson's Invincible Asters



Brilliant Mixture Poppies



**PETER HENDERSON & CO.**  
35-37 Cortlandt Street, New York City

Enclosed is 10c for Henderson's 1929 advertising offer of Catalogue and 25c Rebate Slip.

Name .....

Address .....

City .....

A. H. 3



## MICHELL'S Suggestions for Your Flower Garden



### REGALE LILY

One of the finest Lilies for the garden, hardy, doing well in any good garden soil. Stems three to four feet high, handsome foliage, large, beautiful flowers the center of which are flushed golden yellow, shading off to creamy white at outer edges. Their long-lasting qualities make them an excellent cut flower.

#### Large Selected Bulbs

Each	Dozen	100
\$0.60	\$6.50	\$50.00

#### Extra Selected Mammoth Bulbs

Each	Dozen	100
\$1.00	\$11.00	\$87.50

## Dahlias for Every Garden

Tested worth-while varieties that are rated high for both exhibition and cut flower purposes.

Charles Stratton	\$ .75	Jersey Beauty	. \$ .75
Ellinor Vanderveer	1.00	Jersey Beacon	. 1.00
Gladys Sherwood	.75	Emma Marie	. .75

One tuber of each of the above six varieties delivered postage prepaid if ordered from this advertisement \$3.50

### MICHELL'S

#### Exhibition Gladiolus

Byron L. Smith .. Mrs. D. R. Norton  
 .. Golden Measure .. E. J. Shaylor ..  
 Mary Pickford .. Flora .. Scarlano ..  
 Crimson Glow .. Anna Eberius  
 Fair Columbian

1 each of above 10 (10 bulbs)	. \$1.00
6 each of above 10 (60 bulbs)	. 5.25
12 each of above 10 (120 bulbs)	. 10.00
25 each of above 10 (250 bulbs)	. 19.50

## MICHELL'S Giant Dahlia Flowered ZINNIAS

This splendid improved strain produces flowers, in a wonderful range of colors. Easily grown and practically immune from disease, therefore very popular and should be in every garden.

- CRIMSON GIANT—The largest and best of the red shades.
- BUTTERCUP—Immense deep creamy yellow.
- DREAM—Fine dark lavender and purple.
- EXQUISITE—Light rose, deeper in center.
- GOLDEN STATE—Rich orange yellow.
- OLD ROSE—A real old rose shade.
- ORIOLE—Giant orange and gold bi-color.
- PURPLE PRINCE—Large deep purple.
- POLAR BEAR—Best pure white.
- SCARLET FLAME—Beautiful bright scarlet.



Packet . . .	\$ .20	Large packet .	\$ .50
COLLECTION, 1 pkt. each, 10 colors . . . . .			\$1.50
COLLECTION, 1 large pkt. each, 10 colors . . . . .			4.00

Our 1929 Catalogue, listing the above and hundreds of other fine garden, flower and farm seeds, bulbs and plants, is free on request.

**MICHELL'S SEEDS**  
 520 MARKET ST., PHILADELPHIA, PA.

## The big difference a few trees make

Continued from page 555

green. It is better to leave open spaces, because, although we do not wish our home to be blatantly bare, yet we should not entirely hide its underpinning, giving it the effect of a vision of a house floating on a sea of green leaves. We must see that it really has a foundation in order to be wholly satisfied with it.

Maples are fairly rapid-growing trees. These, like the Willows, are available in many species which should be chosen according to the climate best adapted to each—ask your local nurseryman. Some Maples, like the Silver, grow to enormous proportions.

A new and worthwhile interest is growing in the use of evergreens about the home. The common error is to plant them so handsomely close in youth that they crowd each other abominably in later years. Columnar Red Cedars are always desirable additions to the landscaping of the home lot. Some Poplars assume simi-

lar conical shapes but are not evergreens. The photograph of the tiny hillside cottage at Killingsworth, Connecticut, is a good demonstration of the use of this shape of tree. It is as fine to look at in winter as in summer.

Silver Birches! Why should we forget these graceful charmers when a trip to the woods with a spade is perhaps all that is asked. They grow almost everywhere in all sizes, brown of bark when very young, white with a few years. They are quick growers too. And what is so lovely as a clump of graceful Silver Birches against a background of lawn? Even in winter, against the snow, the black splotches at the base of each twig lend color and texture to their graceful trunks.

And, withal, while we are seeking beauty plus speed in its attainment, it will not do any harm to sneak a real Elm or Oak sapling into some obscure corner of the lot.

Let's plant trees!

## Three shrubs to think about

Continued from page 559

of a third of an inch, and are borne in mammoth clusters. The flower clusters almost hide the plant in blooming time and make a wonderful attractive ornamental.

In Europe the flower clusters are regarded as a desirable table delicacy. When the flowers are fully open they are dipped in a batter, stem up, and the batter fried in the manner of pancakes, with the pleasing result that one has in his pancakes the delicious flavor of the elderberry.

The Adams Elderberry is one of the most prodigious producers of fruit to be found. Single plants have been observed to yield as much as thirty quarts of berries, and single clusters often yield a quart. The plant may be grown in tree form, or it may be trained as a bush.

Probably few amateur gardeners are acquainted with the beautiful Dwarf Cherry from northern China which bears fruit of the same quality as the common sour cherry. This little tree, which seldom attains a height of more than five or six feet, is hardy wherever sour cherries will grow. In the spring it is literally covered with blossoms, and in July is laden with small bright red fruits which may be used for all the purposes to which sour cherries are put.

The fruits of the Dwarf Cherry are 3/4 inch diameter round, a brilliant red, and quite similar to those of the Montmorency Cherry in flavor. The flowers are smaller than those of the common Cherry, and the leaves are quite different. The upper side of the leaf is much ridged, and the under side is covered with thick wooly fibers which gives the plant its name of Prunus tomentosa.

Usually, this little cherry is best grown as a small tree, but it can be trained as a shrub if one prefers. It has no serious insect pests or fungous diseases and therefore needs no spraying. A few snips with the knife every spring suffice for pruning. It

thrives in almost any soil, grows remarkably well in sod, and is long lived.

The European Snowball (*Viburnum opulus*) is a common ornamental in many gardens. The flowers are double and usually little or no fruit is set. Such fruit as is produced is so bitter as to be inedible and may prove slightly noxious. There is an American *Viburnum*, however, which produces edible fruit and is sometimes set as an ornamental. Several improved strains are now available which make beautiful ornamentals, and which are offered as "High-bush Cranberries" because of the resemblance of the fruit to the Common Cranberry.


This American species of *Viburnum* has a single flower, but the foliage is as handsome as that of the European Snowball, and the plants are much more striking in the autumn with their great abundance of bright red berries. Several selected strains developed in the Northwest produce very good fruit for jellies, pies, and sauces.

One would hesitate to say that the fruit of the High-bush Cranberry is as good as that of the Common Cranberry, but probably had the Pilgrim Fathers set the example of using the former for food instead of the latter, we should now prefer the High-bush to the Common. At any rate, in the colder regions of the northern Mississippi Valley and in Canada the High-bush Cranberry is very largely used in jellies and preserves.

The beauty of the *Viburnums* as ornamental shrubs is well known to every gardener. They are probably the hardiest of all the shrubs we grow. While not as cosmopolitan to soil conditions as the Elderberry and the Dwarf China Cherry, the high-bush Cranberry will thrive in any good soil, and requires as little care as any other shrub.



## Just A Moment Please Are You Starting Your Hardy Garden Right?



Distant Cashmere, that mysterious land of Hindoo India, sends us this charming Primrose, which forms large globular heads of a pleasing purplish blue shade, having a charmingly contrasting eye. One of the first flowers in the rockery, it thrives well most anywhere.



Reg. U. S. Pat. Off.

## Wayside Gardens

E. H. Schultz  
Pres.

Mentor, Ohio

J. J. Grullemans  
Sec'y-Treas.


ARE you starting right, right at the start, with plants that have *proven* they can go it alone, and come through smiling after a winter's hard freezing? What good is a hardy plant that has not proven its absolute hardiness? Or what's the good of buying a hardy plant that by all rights should bloom this year, and puts it off until next?

It is possible to buy Wayside Gardens good, husky, full rooted plants, that have not only the reputation of being hardy, but have proven it beyond all doubt. Proven it right out in the open, in our fields. Proven it by coming through two winters with flying colors, and this spring will "bloom their fool heads off," so to speak.

That's the kind of hardy plants, *and none other*, that Wayside Gardens offers you. Every plant is absolutely guaranteed to be *not less* than 2 years old, and every one field grown, and winter tested.

So start right, right at the start, with Wayside Gardens' 2-year-olds. Send for the catalog. It's so much more than a mere catalog.

## Hitchings Greenhouses



For Only \$3,490

*This Greenhouse Erected and Fully Equipped*

FOR \$3,490 we will furnish the complete materials for this greenhouse, and erect them on your grounds. It will be 14 feet wide and 33 long, fully equipped with a separate work room; a special greenhouse boiler; all the heating apparatus; the ventilating fixtures; the plant-growing benches; the plumbing and foundation walls. The frame work of the greenhouse is of steel. All wood used

is best of cypress. Three coats of paint are included. The price of \$3,490 is based on the average building site conditions, and on a shipping distance anywhere within 50 miles of our factory. A special price made on materials and equipment only, for your local mechanic to do the erecting. Finely illustrated printed matter, including our Budget Plan of Purchase, gladly sent.

## Hitchings and Company

General Offices and Factory: ELIZABETH, N. J.

# A Garden Full of Gladioli



*The Most Popular of All  
Summer-Flowering Bulbous Plants*

For a number of years we have been offering a collection of 50 Gladioli Bulbs and have sold millions of them, receiving numerous testimonials as to their merits. This year we are also offering a choice collection of named varieties for those who wish to plan their garden according to a color scheme. All bulbs produced under expert supervision on our own Farms.

### Special Collection No. 1

For Two Dollars we will send 50 Bulbs of our Grand Prize Mixture, which covers every conceivable shade in the Gladiolus kingdom.

### Special Collection No. 2

For Five Dollars we will send 10 Bulbs each of 10 choice named varieties, separately labeled, (100 Bulbs in all) of the following:

America, Lavender-pink; Crimson Glow, Deep brilliant crimson; E. J. Shaylor, Rose-pink; Halley, Salmon-pink; Herada, Pure mauve; Mrs. Francis King, Vermilion; Mrs. Frank Pendleton, Deep salmon; Mrs. Dr. Norton, Cream and pink; Peace, Splendid white, Schwaben, Canary-yellow.

*Simple cultural directions in each package.*

Order Your Bulbs Now, so as to have them to plant when you begin your garden. Mail your order with Check, Money Order, Cash or Stamps, mentioning this advertisement, and Bulbs will be sent prepaid to your home anywhere in the United States.

Write for our 1929 Spring Seed Annual

## Stumpp & Walter Co

30-32 Barclay Street

New York City

Farms and Testing Gardens—Farmingdale and Islip, L. I.

Branch Stores in Newark, N. J., White Plains, N. Y., Baltimore, Md.

# Duckham

still leads with

## Superb Delphiniums



Perfection of "form" such as the above is rarely seen in present day gardens

**"Prized and Praised Everywhere"**

This wonderful strain, known as the "Duckham Strain," is acknowledged by the greatest judges to be the finest in the country.

The proof of this belief has been "brought home" to me in the large orders placed by many leading Estate Owners and Nurserymen from coast to coast. These critical judges openly expressed their admiration and amazement at the wonderful size and exceptional beauty in color and formation of my blooms—buying them unstintedly by the hundred and thousand plants.

Although the demand for these Hybrids has been exceptionally heavy in recent years, I have always managed to keep my stock of field-grown clumps equal to the season's sales, and have now a splendid lot to send out this Spring.

### Duckham's Delphiniums

have blazed the trail in creating a well deserved popularity for these gorgeous flowers, and I have them again in improved forms and colors, for those who want the finest for their gardens this year.

They have replaced thousands of plants in great American gardens, types that automatically became obsolete when compared with mine.

#### MIXED HYBRIDS

Price, each \$1.00; dozen \$11.00;  
100 \$85.00

#### SPECIALLY PICKED TYPES and COLORS

Each \$2.00, \$3.00, \$4.00, \$5.00  
and \$7.50

My new catalogue of Hardy Plants and Roses is ready for those who request a copy.

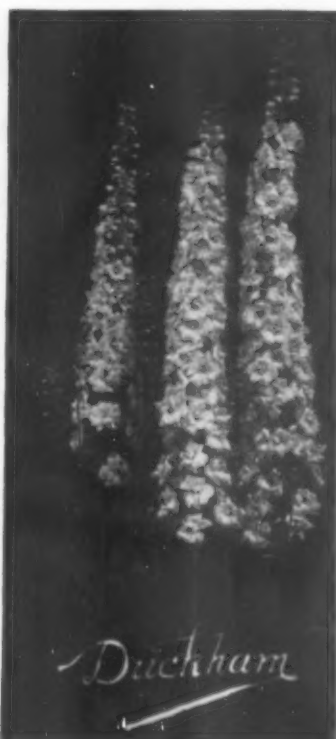
**WILLIAM C. DUCKHAM**

Rose and Hardy Plant Specialist

MADISON

(Box G)

NEW JERSEY



A typical plant of my selected strain of the "Wrexham Type." Note the sturdy growths and rigid tapering spikes

## An early indoor start with seeds

Continued from page 535

one-half inches wide, and three inches deep.

These may be made of any boards and pieces of wood. There is a firm that sends flats to you with the pieces all of the right sizes to put together. All the purchaser has to do is simply to nail the pieces together to form the flat.

Over the holes in the bottom of the flats put pieces of broken crock. Perhaps there are no holes in the bottom of these flats, but there are cracks between the boards. These should be covered over with pieces of crock, and in fact, the whole bottom of the flat may have a layer of crock as drainage material.

Next, fill the flats to within a half-inch of the top with a mixture of half sand and half garden soil. Soil for starting plants should be half sand and half garden soil. The sand is what we speak of as builders' or sharp sand. It is the ordinary sand used in construction. Take any garden soil you may happen to have, or buy some from a florist. Do not buy rich potting soil, just ordinary garden soil. Both the sand and the soil should be sifted separately and then together. This screens out pieces of stone, twigs, and hard lumps. A great many people recommend using straight sand. My experience has been that while the plants start a little sooner in sand, they do not put forth so healthy a first growth and get long-stemmed or "leggy" as we say. I often use sand as a cover for the seeds, sifting it gently over the seeds after I have planted them on the top surface of the soil.

Let us assume that the soil has been sifted, mixed (a good mixture of half garden soil and half sand), resifted, and is now put in the flat to within one half inch of the top. The soil should be firmed down. That is, take a tamper, or better, a flat iron-like instrument spoken of as a float, having a broader surface than a tamper. With this, one may press down more firmly and evenly on the top surface of the soil. What a nice looking piece of work this is—the well-sifted soil firmed properly in the flat.

There are two ways to sow seed. Take a plant label and open a drill or narrow furrow, opening it about one quarter of an inch in depth. Make a series of these little drills across the box widthwise, placing the drills about one inch apart. Into the drills sprinkle seed just about as closely as it will lie. Take the seeds between the thumb and forefinger; roll them between these two fingers and they will fall just about the right distance apart. The seeds are then covered with soil, patted down with the flat of the label or with the tamper. At the top of each row place a little four-inch label with the name of the seed and the date of planting.

I can imagine some people saying, "what general directions these are, since seeds differ very much in size." Yes, they do. For example, they differ in size from seed the size of the Zinnia (this annual seed I often start indoors) to seed the size of Begonia, so fine you can scarcely handle it. Seeds the size of Zinnia should be placed about a quarter inch apart,

and seeds the size of Pansy should be sprinkled so that the seeds are apparently one right after the other; seeds so fine that you cannot handle them at all, let us treat in an entirely different way.

Make a miniature greenhouse for such seed. In order to do this, fit pieces of glass all around the sides and ends of the flat, so that they stand up about four to six inches above the surface of the soil, and place a piece of glass on top of these to complete the miniature greenhouse. When you plant the very fine seeds take off the top piece of glass and sprinkle them on the surface of the soil, tapping the seeds with your finger or pencil out of the little envelope, a tiny corner of which has been torn off. Thus scatter the seeds over the top surface of the soil; then sift the tiniest layer of sand on top of them. Such fine seeds may be watered through cheesecloth, that is, put a piece of cheesecloth over the surface and water with a very fine spray. The water slowly drips down and waters the seeds without washing them about. The worst trouble in watering is just this—that a great many people water quite violently, and little bunches of seeds are sent, as if by flood—and it is a flood for the seeds—to various parts of the flat. Confusion is caused in this way.

If a person knows his seedlings well, then he may rescue them out of the clump but a great many seedlings, in their first stages, look very much alike, so careful planting, watering, and labeling are things beginners should keep in mind.

After the seedlings have started up and when the second leaves appear, transplanting should take place. The seedlings should be transplanted or pricked out from one flat to another, using a mixture of soil a little heavier in food value than the mixture used in the beginning. Use two parts of garden soil to one part of sand.

Baby seedlings cannot be taken from a weak mixture and put into straight soil. Prepare the flat as you did in the first place. Use a label and take up a little bunch of seedlings. Let us pretend that they are seedlings of Larkspur. Out of the clump take one seedling; hold it up and if the root system is long and straggly, break off about half of it. Occasionally one sees a nicely developed root system and then a second straggly one. This latter is called a secondary root system and is a sign of weakness. Do not let it go on. Pinch it back. The reason for pinching back the roots is to form a more compact root system, or a less straggly one. Now to put our little seedling into its new home. Instead of opening up a drill, measure about an inch from the edge of the box, take a straight stick or a ruler and lightly make a line in the earth just to show a straight row into which you are going to put your seedlings. Take a dibber, which is a pointed stick a little larger than a skewer and make a hole with this in the soil. Lower the seedling into this so that the earth comes up to the lowest leaf or lowest pair of leaves. Press the soil with your thumbs about the seedling so (continued on page 630)



**The BAY STATE NURSERIES**



**SPRING PLANTING  
for  
OLD HOMES as well as NEW**

**T**HERE is nothing more depressing than a home that seems cheerless lacking in character, of uninviting appearance.

What could be more delightful than to rearrange home surroundings of this type.

There are always new varieties, different combinations of shrubs and flowers, that when properly arranged will work wonders with your modest little home.

Decide now to move those undesirable and overgrown bushes in the foreground to a new location. Plan to select and set out this coming spring more appropriate shrubs, plants and flowers and thereby—finally acquire a home replete with charm and natural beauty.

Our new 1929 SPRING CATALOGUE and cultural guide, fully illustrated, is now ready. A complete source of valuable information that will greatly assist you with your plans. Send for your copy at once.



**The BAY STATE NURSERIES  
W.H. WYMAN and SON Props.  
NORTH ABINGTON, MASSACHUSETTS**

**All Winners!**



*Kathleen Norris*

*For 5 years in succession our Dahlias have won Gold Medals and other Trophies at all leading Eastern Shows. We are known for the superb qualities of our*

**DAHLIAS**

Here are a few of our present day leaders:

**KATHLEEN NORRIS**

Glorious pink. Won "First" for best flower exhibited at four leading Shows 1928. Plants only, \$7.50.

**SANHICAN'S BEAUTY**

Color of Edouard Herriot Rose. Perfectly gorgeous. Huge size. Rigid stem. Tubers \$7.50; Plants \$3.75.

**SANHICAN'S QUEEN**

Apricot and Carmine Rose. Very rich. Perfect form and stem. Tubers \$7.50; Plants \$3.75.

**BETTY IVINS**

Delightful salmon and amber. Bank on "Betty" for size, color and stem to win Exhibition awards. Tubers \$7.50; Plants \$3.75.

All above and other beauties fully described in our catalogue, with many splendid illustrations, mailed free on request.

**FISHER & MASSON**

Box G, Sanhican Gardens, Trenton, N. J.

**"Growers and Originators of Gold Medal Dahlias"**



**If You  
Would Have  
ROSES You Need**



**Y**ES, you need Melrosine if you want any kind of flowers in their unblemished beauty. Those rapacious Rose Bugs will attack Peonies, Pinks and Poppies, in short, any of the delicate, tender-petaled flowers that grace the early Summer's garden. Even fruits are not immune. Melrosine absolutely kills these vicious Rose Bugs and other harmful hardshell insects. But it does more! It is recognized as the

**Greatest Garden Cleansing  
Agent Extant**

It checks blights and other fungous diseases that spread by spores. By keeping plants healthy it maintains the garden at a high degree of productiveness. It kills Aphis, that most nefarious enemy of all plant life—in a word, it does all that a really complete, allround insecticide and fungicide should do. And it does it so thoroughly that it is the acknowledged choice of the country's most exacting garden enthusiasts.

For sale at the foremost horticultural supply stores. If yours does not offer it, we'll supply direct. Descriptive leaflet on request.



**GARDEN CHEMICAL COMPANY**

Park Avenue & 146th Street

New York, N. Y.

# THE NATIONAL GARDEN ASSOCIATION

To Promote the Annual Observance of National Garden Week

**T**HIS year National Garden Week will be observed from April 21st to the 27th, a week in which the whole country turns to thoughts of making each city and town, each roadside and highway more beautiful.

One of the best ways of arousing interest in this work of beautification is through contests that are so planned as to interest the whole community. Such a contest means a clean-up campaign and this always calls attention not alone to the worst places in town that need improving but it stimulates activity in making every part more attractive.

Such a contest was carried out last year in the city of St. Louis, Missouri, the following account of which has been sent us by Miss Grace M. Baker.

This was a contest for the best backyard in the city during the past year, a contest for which there is a yearly prize called the "Angert trophy." This prize was given to Dr. G. W. Loesch as a prize for this year's best backyard garden in St. Louis and vicinity. Dr. Loesch received in addition, \$100.00 for first prize money and \$25.00 for winning first in his district.

Miss Olga Bates, 5540 Vernon Avenue, for her work in converting an ash heap into a beautiful garden in one year, received the second money prize of \$50.00 in addition to first place in her district.

The contest which started last spring, was launched with 472 gardens entered. These gardens were classified in twenty-two districts, with at least five participants in each district, and were visited by a judging committee of the Horticultural Society. Competitors could earn a maximum of 100 points in the contest each time the committee made a visit. The grading was done in this way—25 points for design, 25 for shrubs and trees, 25 for flowers and 25 for upkeep.

Dr. Loesch, the winner, although busily engaged as a practicing dentist, has made gardening his spare-time hobby. He has spent a great deal of time in making various decorations for his garden, such as statuary, artificial pools, bird baths, bird houses and a counterfeit well of great antiquity with "the old oaken bucket" hanging in it.

The judges were especially pleased with the way in which Dr. Loesch converted utilitarian objects into objects of beauty. The walls of his well, for

*Coöperating Societies:*  
 SOCIETY OF AMERICAN FLORISTS AND ORNAMENTAL HORTICULTURISTS  
 SOCIETY OF LITTLE GARDENS  
 ONTARIO HORTICULTURAL ASSOCIATION  
 AMERICAN IRIS SOCIETY  
 AMERICAN DAHLIA SOCIETY  
 NATIONAL PLANT, FLOWER AND FRUIT GUILD  
 WOMEN'S NATIONAL FARM AND GARDEN ASSOCIATION  
 THE AGASSIZ ASSOCIATION  
 NATIONAL HORTICULTURAL ASSOCIATION  
 THE SCHOOL NATURE LEAGUE  
 AMERICAN FORESTRY ASSOCIATION  
 WILD FLOWER PRESERVATION SOCIETY

**PRESIDENT:**

*Leonard Barron, F. R. H. S.*

**HONORARY VICE-PRESIDENTS**

*Dr. J. Horace McFarland*

*Mrs. Francis King*

*Mrs. Thomas G. Winter*

*Mrs. Samuel Sloan*

*Mr. Frederick Newbold*

*Mr. Robert Pyle*

*Mrs. John D. Sherman*

instance, were built from old stones salvaged from a dump; the "old oaken bucket" is a champagne cooler, and the roof of the well consists of boughs joined in such a way as to make a rustic cover. A feature of the garden is a series of three artificial pools. The pools are arranged in such a way

Growing in the crevices are several varieties of moss and on the bosom of the pool floats water hyacinths.

Walking down a pavement which runs through the center of the garden, one sees on the right hand a great variety of flowers, and on the left, beds of irises, of which he has fifty-seven varieties. Proceeding down the pathway, one notices on the right the series of pools, in which are many goldfish. Growing on the banks of this pool are so many species of moss that Dr. Loesch himself does not know how many varieties there are.

The committee of the society in judging the gardens ran across many interesting facts. It found—where it least expected to find anything of the sort—a fig tree, planted by a woman who resides on Gratiot Street.

Certificates of awards were also given to twenty-four whose gardens were commended by the district judges.

One of the best reasons for having a garden is given in the picture on this page sent to us as a result of the picture contests in Montana carried on by Mrs. W. I. Higgins in her work as Chairman of "Better Gardens" in the Rocky Mountain Garden Club and of "Art in the Home and Garden" in the State Federation of Women's Clubs.

As proof of the important work done by garden clubs is the active campaign carried on by the federated garden clubs of Illinois.

Federating only a short time ago when there were but a few clubs in the state, the federation now includes 65 clubs with a membership of nearly 4,000. They are doing an important work under their president, Mrs. Frederick Fisher, of Lake Bluff.

In the third annual Garden & Flower Show to be held in Chicago from February 25th to March 3rd, the exhibits of these garden clubs will occupy one entire floor with special sections devoted to window boxes, little gardens, luncheon table decorations, shadow boxes, miniature models, flower arrangement and

a conservation poster competition.

For leaflets to help with your National Garden Week observance, for programs and free constitutions and by-laws for garden clubs, address

The National Garden Association,  
 Garden City, L. I.



"Two Reasons for a Garden," prize winning picture in the Bozeman, Mont., Home and Garden Contest. Photograph taken at the home of Mrs. F. H. Le Sage at Bulle

that the water from one of them flows down an incline into the second and then into the third. Dr. Loesch used sections of huge olive barrels to form the bottoms and sides of these pools, but so cleverly did he conceal them with various sponge rocks that they are not at all noticeable.



## Many-Hued Glittering Spires

Graceful and slender, yet tall and strong, the spikes of these Delphiniums truly glitter as though sprinkled with gold or silver dust. In color the florets vary from light blue to deepest purplish blue. In form they bring single, semi-double and complete double flowers. Many have "bees" or centers of contrasting colors, presenting combinations of singular beauty and effectiveness.

### Silver Dollar Delphiniums

represent a particularly choice strain as developed in our own nursery in Holland, where blight is practically unknown. The name indicates the size of the individual florets, all of which measure two inches and larger in diameter. To see these 2 to 3 ft. spikes supported by stems 5 to 7 ft. tall, completely covered with these huge, multicolored florets is an inspiring sight.

### Sold under Unique Guarantee

We know the quality of the seeds to be such as to enable us to guarantee satisfactory germination. Each packet holds sufficient seeds to produce scores of thrifty seedlings. If for any reason you do not feel satisfied with results scored, we will replace the seeds free of charge another season.

Price, \$2.00 per Packet

Our catalog offering and describing in detail the famous Zandbergen strains of Dutch Bulbs—Tulips, Hyacinths, Crocus, etc.—as well as our American grown Daffodils will be mailed during early spring. Those not on our mailing list will oblige us by asking for it NOW!

ZANDBERGEN BROS., "Tulipdom"

Oyster Bay, Long Island, N. Y.

Nurseries at Valkenberg, near Leiden, Holland and at Babylon, L. I., N. Y.



## Our Native VIBURNUMS

The most valuable family of native New England shrubs, of easiest culture and utmost hardiness, beautiful in bloom and still more beautiful in fruit. Clean fresh foliage turning to gorgeous colors in autumn. What more can one ask?

**Viburnum alnifolium.** Hobblebush. A true child of the wilderness and detesting cultivation. This hobblebush, nevertheless, is possessed of a vanity supposed to be a more urban characteristic, for it insists on leaning over the deep pools of a shady brook to see its immense panicles of white reflected in the water. The leaves are large and heart shaped and the fruit red turning to black. The showiest and earliest of the native viburnums, and must be planted in moist shade. 2-3 ft. bushes. 50c each. \$4.50 per 10.

**Viburnum americanum.** High bush Cranberry. Clusters of brilliant cranberries on a ten-foot bush and persisting until midwinter. And useful as well as ornamental, for the fruit makes a very good jelly. It will grow in swamps or drier land and succeeds over a wide range. 2-3 ft. 75c each. \$7.00 per 10.

In addition to the above, we offer 6 other varieties of viburnums.

**Special Offer:**—To get you better acquainted with our native viburnums we will send you two each of the above five varieties, ten shrubs in all for \$5.00.

If you need other Shrubs, Evergreens, Shade Trees, Vines, Fruit Trees, Berry Plants, Roses, Rhododendrons or Perennials, send for our 1929 catalog today.

**George D. Aiken, Box V, Putney, Vermont**  
"Grown In Vermont, It's Hardy"

**Viburnum acerifolium.** Mapleleaf Viburnum. Five feet tall and bearing cream-white flowers followed by black fruit. But it is the brilliant pink coloring of the autumn leaves that is the crowning glory of this viburnum. 2-3 ft. bushes, 60c each. \$5.50 per 10.

**Viburnum cassinoides.** White-rod or Wild Raisin. The best shaped bush of the viburnums growing compactly to 6 to 9 feet. The foliage is glossy and leathery and turns to brilliant red and yellow shades. A profusion of creamy white flowers in June is followed by fruits first red and finally turning to black. One of the neatest of all shrubs. 2-3 ft. 70c each. \$6.50 per 10.

**Viburnum dentatum.** Arrowwood. This viburnum leads in the beauty of its foliage, holding its bright glossy green color till autumn when it colors dark red. White flowers and fruits of shining blue. Attains a height of six to eight feet. 2-3 ft. 50c each. \$4.50 per 10.

IT'S NOT A HOME UNTIL IT'S PLANTED



Every day—  
You are Judged by  
the Appearance  
of Your Grounds



The world judges by appearances! Make no mistake about it, you are being judged every day by the appearance of your home

grounds. Particularly is this true now, when a great vogue for beautiful home surroundings is sweeping the country—when well-planted and well-kept home grounds are as much a part of the trend of the times as modern motor cars and fashionable apparel.

What Kind of  
an Impression Do Your  
Home Grounds Make

—upon friends, neighbors and passers-by? Do beautiful ornamental and fruit trees, hedges, shrubs, vines and flowers say to all who look—"Here live people of good taste, culture and refinement—the kind of folk you would like to know?" Or does the lack of them leave quite the opposite impression?

Plant This Spring and Enjoy  
Beautiful Grounds This Summer

In one short season—this spring—you can work miracles in the appearance of your place. Write or consult your nurseryman or his representative. He will assist you in achieving beautiful and fruitful home grounds. Make up your mind right now to know the thrill of satisfaction that comes with the knowledge that your grounds measure up to modern standards of beauty and good taste. And remember that—

Beautiful Home  
Surroundings Really  
Cost You Nothing

Each tree, shrub, vine and flower adds far more to the actual cash value of your property than it costs. Every real estate authority will tell you that the well-planted place will not only sell for more, but will also attract many more buyers than the place that is poorly planted, or not planted at all.

This FREE Booklet Will Help You Achieve Beautiful Grounds


A new and valuable booklet, edited by Ernest H. Wilson, one of America's foremost horticulturists, will be sent to you free, if you will return the coupon below. It is written especially to help the home owner. It pictures and describes the modern trend in beautifying home grounds; makes clear the concepts of good taste and describes what constitutes a well planted grounds.

NATIONAL HOME PLANTING BUREAU  
Sponsored by the American Association of Nurserymen

Send This Coupon Now for FREE BOOK

National Home Planting Bureau  
402 Union Bank Bldg., Davenport, Iowa  
Gentlemen: Please send a FREE copy of your helpful new booklet  
"How to Plant the Home Grounds" to  
Name \_\_\_\_\_  
Address \_\_\_\_\_  
(A. H. 5)





# Lawler's Bulbs

**CLEAN HEALTHY ROBUST**  
full of "Pep" and Vitality

This photo of one of my bulb fields tells the story  
Here is an inducement for you to order some NOW!

**Hardy, mixed Daffodil-Narcissus Bulbs:**

12 Bulbs, Regular	\$ 1.30	Special	\$ 1.00
24 " "	2.40	" "	2.00
36 " "	4.00	" "	3.00
100 " "	13.25	" "	10.00
500 " "	37.50	" "	30.00
1000 " "	60.00	" "	50.00

All charges prepaid Ask for my illustrated catalogue

**George Lawler, Bulb Grower Gardenville Tacoma, Wash.**

**COUPON**

GEORGE LAWLER, Gardenville, Tacoma, Washington

You may send me the following for which I enclose check for \$.....  
which you may send C. O. D.

.....  
.....  
.....  
.....  
.....  
.....  
.....  
.....

Name.....

Address.....

A. H., March '29

## An early indoor start with seeds

Continued from page 626

it is firmly in place. Take the dibber, and about an inch away from the stem of the plant, press the soil, so that, if at the base of the plant a little space is left, it will be filled in by soil which is forced in by the pressure of the dibber. If a little hollow place is left beneath a root system, water will settle and cause decay. It is as bad a situation as that of a poorly filled tooth. An inch away from the first seedling, put the second one and keep on in this simple orderly way until you have a whole flatful of seedling plants.

Someone may ask if the plants need a second transplanting or "shifting," as we say, and if the soil should be sifted every time. The answer to the first question is "Yes, probably." The answer to the second question is "Yes, always." For the second shifting use straight garden soil, well sifted. Keep turning the flats of seedlings around, so that the plants do not grow all in one direction. If one has a little greenhouse the shifting is not so necessary, since light comes pretty evenly around the plants throughout a whole day. The nearer the warm spring days are, the more rapidly these plants will grow.

I know someone is asking this—"What is the reason for setting the plants so much lower each time in their new positions?" The reason is this: when the stem is put underneath the surface of soil it tends to send out roots and the more roots a little seedling has the more food it will take in, and the faster it will grow. Each time a shift is made in the position of a seedling, it should not only be set lower, but farther from its neighbors. The first time we planted our little seedlings one inch apart; the second time let us plant them two inches apart.

There is a tendency for certain flower seedlings to bloom before it is time to set them out. If you notice that they are starting in to bloom, be sure to pinch off the bud, and so retard the blossoming time. Tomato plants have a tendency to form blossoms when started indoors. It is not wise to set them outdoors till all danger of frost is gone which in the locality of New York is early June. Pinch off the blossoms. It is a good plan to shift the seedlings into paper collars, pots, or cups or dirt bands; when they are transplanted outdoors, cup and all is put in the ground. Of course, these paper containers are not used till the last

shifting. If one has to transplant a third time add one third leaf mold to to parts garden soil and one part sand. The extra leaf mold adds food value to the soil mixture.

If the surface of the soil begins to look unhealthy, white, or if it has a green scum, you have watered too heavily. When the spring days get warm, let considerable air in upon the seedlings to help them "harden off." Some of them may go out in the coldframe in late April, or early May, to be shifted after the middle of May into the outdoor garden. It is not safe in the vicinity of New York to put the flower seedlings out doors before the 15th of May.

Why not add a few interesting new things to your list of flower seedlings? I like to start Begonias. Get seed of Erfordi. Try out some of the English strains of Larkspur, like Wrexham. Zonal Geraniums are jolly fun to try; Sensitive plant or Mimosa; Straw-flowers, Perennial Babybreath—are all entertaining. One might enjoy starting a few of the desert garden plants like Mesembryanthemum, Echeveria, and Sedum confusum.

Here is another word about choosing your seeds. Choose the very best strains: the best cannot be too good for us!

LISTS TO CHOOSE FROM

*Annuals to be started indoors:* African Marigold, Ageratum, Aster, Lobelia, Snapdragon, Stock, Zinnia.

*Perennials and Biennials to be started early (February or early March):* Campanula, Delphinium, Dianthus, Foxglove, Gaillardia, Lupin, Pansy, Pentstemon, Phlox, Pyrethrum, Snapdragon, Sweet William, Viola.

*Picking Border Plants:* Aster, Babybreath, Cornflower, Cosmos, Gaillardia, Larkspur, Love-in-a-mist, Marguerite, Marigold, Mignonette, Phlox, Shasta Daisy, Snapdragon, Stock.

*Border Plants:* California Poppy, Coleus, Dianthus, Dwarf Ageratum, Lobelia, Pansy, Sweet Alyssum, Sweet William, Viola.

POINTS TO REMEMBER

When seedlings show their second leaves, transplant.

Set the seedling lower in its new place than in its old.


Pinch off some of the root system. Take great care in watering.

Sift both soil and sand. Seedlings must have fine soil to grow in.





Here is Your Free Copy



The Storrs & Harrison Co's 75th Anniversary Catalog

TREES • SHRUBS • PLANTS VINES • SEEDS • ETC.

SEND the coupon at the bottom of this page for your FREE copy of the catalog of the OLDEST and LARGEST Departmental Nursery in the United States.

This unusually attractive and complete catalog has been especially designed to make our Diamond Jubilee an outstanding and memorable event.

It contains features of utmost value to everyone who plans to beautify his grounds this spring. For example:

- 168 pages, some illustrated in natural colors.
- 1973 new varieties and old favorites.
- EVERYTHING from a packet of seeds to a 15 foot tree.
- SCORES of Special 75th Anniversary offers.
- MANY helpful Landscape Suggestions.

And a Cash Coupon

is included in each catalog, giving a further saving on nursery stock of the famous "S & H QUALITY."

No matter what you need to beautify your grounds, you'll find it in this catalog. And, remember, each tree, shrub, plant, vine, seed, etc., is backed by the reputation and experience of America's Oldest and Largest Departmental Nursery.

Regal Lily Bulbs at Cost!



- 5 Bulbs \$1.00
- 10 Bulbs \$1.90
- 25 Bulbs \$4.50

Regal Lily By Mail Postpaid

The Regal Lily, introduced only recently from Thibet, is already the most popular garden plant of today.

To celebrate our 75th Anniversary, we are offering bulbs of blooming size, at cost, for a limited time only.

Mail Coupon today

**STORRS & HARRISON CO.**

32 BROOKSIDE AVENUE, SADDLE RIVER, N. J.

Gentlemen: Please send me FREE your 75th Anniversary Catalog.

Name \_\_\_\_\_ Address \_\_\_\_\_

Color — Fragrance — Charm and Interest are Attributes of the Water Lily Pool



A Water Lily Pool for Every Garden



HERE is room in your garden, even though it be small, for a Water Lily Pool, or at least for a simple sunken-tub garden. Your Water Lily Pool will quickly become the center of interest in your garden, for the culture of colorful, fragrant, beautiful Water Lilies, interesting, odd aquatic plants and ornamental fishes is fascinating.

Many make the mistake of thinking that the beauties and joys of a Water Lily Pool are only for those who have large estates. Some of the prettiest Water Lily Pools are located in small gardens. Beautiful effects are obtained with a simple sunken-tub pool surrounded by rocks and aquatic plants.

Collection for Small Pool \$10

Includes 3 Water Lilies, pink, blue, yellow; 20 Aquatic Plants in 10 varieties; 12 Goldfishes; 2 Calico Fishes; Collection of Tadpoles, Jap Snails and other scavengers.



Complete Water Garden for only \$5 Your choice of pink, blue, yellow or white Water Lily; 6 Aquatic Plants; 6 Border Plants; Water Lily Tub \$5 and Pair of Snails. All for \$5

DeLuxe Collection of Water Lilies \$20

The Seven best Lilies — Attraction, large dark red. Comanche, bronze, crimson. Morning Glory, shell pink. Chromatella, deep yellow. Juno, large, white. Mrs. Ed Whittaker, blue. General Pershing, pink.

Collection of 60 Tadpoles, snails, { 7 Aquarium Plants, all interesting frogs, turtles, clams, etc., for pool — \$5 } species, will be sent for only \$1.10

Send for FREE Catalog — Illustrated in Colors

Write today for your Free copy of our beautiful 1929 Catalog. It shows how you may enjoy a Water Lily Pool in your own garden this spring. Tells how to build a pool inexpensively; how to plant a sunken-tub pool; describes and illustrates in colors, fascinating varieties of Water Lilies and explains their simple culture; chapters devoted to Aquatic Plants and Ornamental Fishes. Write TODAY for your Free copy.

"World's Largest Grower of Water Lilies"

**WILLIAM TRICKER inc.** 32 BROOKSIDE AVENUE—SADDLE RIVER, N. J



Spring Surprises In the Garden

It won't be long before you will be looking for the first flowers of spring—pussy willows, snowdrops, forsythias. You will have some joyous minutes, too, when you find that the new plants and shrubs set in winter are full of life and breaking into leaf and bud—particularly happy you will be if these new plants are from Hicks' Nurseries.

A recent visitor, who has carefully studied our list of plants, told Mr. Hicks that we had more rare and unusual plants than any other firm of his acquaintance. So we began to check up the list—here it is:

New type of Yew (Taxus cuspidata Hicksii), Berberis aristata, B. gagnepanii and B. veruculosa (Evergreen Barberries), Cotoneasters in variety, Lonicera Henryi (which Prof. Sargent says is the best hardy evergreen vine), Galax aphylla, Cornus dunbari (Dunbar's Dogwood), Enkianthus (Japanese Bellflower), Styrax obassia, Symplocos (Turquoise Berry), Ledum (Labrador Tea), Kurume Azaleas—but why go on! Wouldn't it be better for you to come to the nursery and see these rare plants?


Drive Out Some Day

All evergreen vines, shrubs and trees are just as beautiful in winter as in summer, and almost any day you can get about the nursery without difficulty. Long Island is warmer than the mainland.

Our catalogue comes next to a visit. This describes all the rare plants named, tells about Hicks' big shade trees and evergreens and how they can be moved at any time. Plan to visit the nursery—but get the catalogue anyway.

HICKS NURSERIES

P. O. Box M Westbury, L. I. New York



### The Novelty Hunter's Delight

Novelties are the time markers of progress. From the beginning they have been the footsteps leading to the success of our business. And year after year, the always worth-while novelties as sponsored by Totty's have brought untold garden joys to hobbyists everywhere. The march of horticultural progress is again presented through

### The Totty Year Book

Through it you'll meet the Aristocrats of Rose-dom, the Peers among Chrysanthemums of all types, the few real hardy plant novelties of the past few years. This catalog will prove a source of inspiration to all who are *not* contented to travel along conventional garden paths but who seek and appreciate the unusual and *better!*

Please ask for your copy of what friends have called "the most eagerly awaited plant catalog in America."

## CHAS. T. TOTTY COMPANY

Headquarters for Flowers, for Garden and Home

Madison, New Jersey

Better Flowers for Discriminating Buyers at 4 East 53rd Street, New York City

## A really good Gladiolus for little money

Continued from page 556

more toward scarlet, and the latter toward pink.

In scarlet tones, DR. F. E. BENNETT, the sensational "house afire" variety of seven years ago, still reigns supreme. Like several of the others in this list, it was introduced at a fabulous price, although time has tempered this, while leaving the variety still a real masterpiece.

WILLIAM KENT would appear to be the choice in the cream shades, although it does not do as well in some soils, or under some conditions, as others. It certainly deserves trial, however, for if it likes its surroundings, it is supreme, usually with ten large, decidedly ruffled blossoms in simultaneous magnificence. If you are of a conservative nature, substitute FERN KYLE.

There is quite a number of pure whites on the market. MRS. F. C. HORNBERGER can, under the most favorable conditions, produce unbeatable spikes; but it is still somewhat expensive, and its place may be temporarily filled by the older and less sensational CARMEN SYLVIA.

A very striking and excellent variety is MADAME MOUNET SULLY—pure white with enormous scarlet throat blotches. If you fancy the bizarre, include it by all means.

Probably the hardest color class in which to make a choice is the so-called "smoky." What is an attractive pastel shade to one, is dull and uninteresting to another. For sheer magnificence, our choice would be EMILE AUBRUN—a fuchsia shade, with iridescent gray overtone. An enormous carmine rose throat blotch, with orange halo completes the picture. For gentler natures, we would suggest SARABRAND.

Thus far, no yellow has been included, mainly because there seems no variety in this shade entitled to be grouped with the others in this list until we come to GOLDEN DREAM, still scarce enough to command a price slightly above that which we set for our standard in making up this list. The same reason kept us from including MINUET—in our opinion easily the leader in the "lavender" class.

All the varieties named thus far are of the Gandavensis, or large-flowered, type and are particularly suited for cut flower use where display is the main objective. They are presumably free from primulinus blood, which gives more graceful and willowy spikes at the expense of showiness and size

of bloom. Within the last few years, a new race has grown up from crossing the primulinus hybrids with the large-flowered type. In this group, we usually find a rare purity of color and a combination of the traits of the two types. There are several of these "Primulinus Grandiflorus" as they are called, that deserve inclusion in any collection.

ETHELYN, for example, is a stunning orange-yellow variety, filling a great color need, and altogether an outstanding sort. MING TOY gives us a new shade of buff that is most attractive. GLORIANA is considered as lovely a color combination as any Gladiolus grown and LILAC WONDER, while betraying the inevitable pink tendency, is a pleasing and unusual shade. TIFFANY gives us a fine pure white, and ROSE MIST an excellent and striking rose red with characteristic buff edging.

MAIDEN'S BLUSH, a real primulinus hybrid, is a dainty and lovable little blossom, particularly excellent in combination with Larkspur.

The varieties discussed so far are more adaptable to cut flower use than for decorative use in the garden. Probably the simplest way is to grow them in the vegetable garden, cutting the spikes when the first flower opens. For use in the perennial border, we require low growing sorts, with the tendency to throw several spikes from one bulb; the blooms, moreover, must be such as to withstand inclement weather, and the stalks sturdy enough to support the blossom head through the point of bloom. If too many flowers open simultaneously, there is the inevitable tendency toward top-heaviness. A few varieties meet these requirements very nicely—ALICE TIPLADY, an orange-saffron; SCARLET PRINCEPS, a red; TOPAZ, a salmon-buff; and HARBINGER (still somewhat high in price, however) a most unusual burnt orange.

In Gladiolus, as in Iris or Peonies, there are some varieties that are more vigorous and less subject to disease than others. We have tried throughout to include only those which do not demand more than ordinary care in order to produce satisfactory blossoms. All that they require is the treatment you would give corn or potatoes—and please don't mutilate the lower leaves when cutting the spikes, if you would have good sound bulbs to dig in the fall.





# Make your home a picture

Every home should be a picture. It can be beautiful, even though a cottage, if proper care and selection has been used in the planting of trees and shrubs which form its setting.

### Landscaping not always expensive

Landscaping has a technical tang, sounds expensive, but it need not be. In creating the landscape picture judicious planning is necessary. Those who make gardens and landscapes have to look ahead, because they use materials requiring time to grow and develop to take their proper places in the picture. Many an otherwise beautiful house has been spoiled by haphazard plantings. The advice of a good landscape architect, therefore, often results in a saving of time and money.

*The new residence and grounds of H. M. Carruthers, Esq., of Groce City, Pa. The plan, plants and planting executed and garden furniture supplied by Glen Brothers, Inc., Landscape architects.*



### Consult our landscape service

Whether you are planning a six-acre park with tennis court and swimming pool or a six-room bungalow with garage attached—get in touch with us. You will be surprised for how little money you can increase the outdoor beauty of your place—many times. This service may be worth much more than the amount you spend on your planting—but it's yours for the asking. The large volume of business we do in this field enables us to render this service to our customers at nominal cost.

### We supply everything necessary

We not only provide a landscape service for our customers but furnish from our own nurseries all varieties of evergreens, fruit trees, shade trees, shrubs, perennials, roses, berry bushes and everything necessary for the largest estate or the small home. All stock hardy, well rooted, and acclimated to cold temperatures.

## GLEN BROS. Inc.

GLENWOOD NURSERY

1762-72 Main Street

Rochester, N. Y.

### Send for catalog today

Send the coupon below for further information about making your home attractive. No obligation, of course.

GLEN BROS. Inc.  
1762-72 Main St., Rochester, N. Y.

Please send further information about your landscape service ( )  
Send me your new catalog ( )

Name .....

Street .....


City .....

State .....

I. B. 3-29



## The Modern Means to Better Lawns



Light weight, short coupled, easy to operate. Automotive type 4-cycle gas engine. Low price makes it the biggest value in Power Mowers.

The two important jobs in building and maintaining beautiful turf are accomplished with the Cooper Power Mower. Frequent mowing plus rolling is the secret. Large or small lawns maintained with a Cooper, have the smooth, velvety, flourishing appearance of the golf green. The Cooper cuts and rolls in one operation. A fast worker with no effort on the part of operator. It pulls itself up steep terraces and hills—always under perfect control.

# The Cooper POWER LAWN MOWER

Write for circulars giving complete information and name of nearest dealer  
Cooper Mfg. Co., Dept. A, Marshalltown, Iowa, U. S. A.

# Prices Greatly Reduced To Make Room for Parkway

MANY of these magnificent Trees *must* be sold because the Sawmill River Parkway will cut a wide swath through our Nurseries. Since its establishment in 1898, Rosedale has borne an enviable reputation for square dealing and fair prices. When we announce

## Discounts of 20% to 30%

you have an opportunity to secure very unusual values.

Our Nurseries are stocked with nearly everything one would wish to plant, including 70 varieties of Evergreens; a good list of Deciduous varieties, including Fruits in many sizes and Flowering Trees and Shrubs in wide variety and size; Iris, Peonies, Phlox and other Perennials, many of them in demand for rock gardens. Roses and Peonies will be listed at net prices far below their real value. Visitors welcome every day, except Sunday.

Write for Catalog and reduced prices.



Rosedale Trees Live and Thrive  
Of an order filled last Spring for \$2500, including Evergreens 25 feet in height, only one small tree failed.

# ROSEDALE NURSERIES

"Outfitters for the Home Grounds"

On the Saw Mill River Road, 3 1/2 miles north of Elmsford  
Address all correspondence to

S. G. Harris, Owner Box A Tarrytown, N. Y.



Kalamazoo, large violet-purple

## Vaughan's Gladioli for the Garden

**M**ODERN gladioli have won a definite place in the garden picture. In height, size, and commanding beauty, they are among the dominant flowers. From a single bulb of the better varieties one obtains a display equaling, if not surpassing, that from an iris plant. The season of bloom from a single spike is from one to two weeks, during which the flowers open in succession.

Try one of the outstanding garden varieties listed below, or send for Vaughan's Gardening Illustrated, 1929, which contains the most complete list of meritorious varieties offered by any seed catalog. Twenty-three varieties are accurately pictured in full color. We also issue a special price list offering small bulbs for propagation, which is sent on request.

**Mrs. Leon Douglas**, largest and tallest, reaching 5 feet, with giant flowers of begonia rose. Each 25¢; doz., \$2.50; 100, \$18.00.

**Forest Fire**, rivaling Mrs. Leon Douglas in height and size, huge flowers of dazzling orange-scarlet, the sensation of the 1928 Toledo Show. Each 50¢; doz., \$5.00.

**Rosa Raisa**, 1929 Vaughan introduction, true blue-violet, larger than Veilchenblau. Each, \$15.

**Veilchenblau**, the first large flowering blue-violet introduced. Each, \$2.00; doz., \$20.

**Kalamazoo**, large, vigorous, purple-violet, each 25¢; doz., \$2.50.

**Tawney**, 50 inches tall, large flowers of rose apricot, 1929 Vaughan introduction, each \$10.

**W. H. Phipps**, a masterpiece, La France pink, large and perfect; finest of show flowers. Each, 40¢; doz., \$4.50.

**Edith Mason**, delicate self geranium pink, awarded medal at Toledo Show as best new pink since 1926. Each, \$1.00; doz., \$7.50.

**Vaughan's Famous "de luxe" Rainbow Mixture**  
First size bulbs, composed of choice named varieties, 13 for \$1.00, postpaid; by express, 50 for \$3.00; 100 for \$5.50.

**A Rainbow Garden of Gladioli for \$1.00**  
Thirty bulbs, of flowering size, not less than 5 varieties, postpaid for \$1.00.

### VAUGHAN'S SEED STORE

Department 22

10 West Randolph St.  
Chicago, Ill.

47 Barclay St.  
New York City

## Fitting a garden to the house

Continued from page 521

A secondary axis leads out from the living room and terminates in a small bird bath or figure with a Red Cedar on each side.

Toward the L extension behind the garage the garden opens out in the shape of a horseshoe, with a broad grass walk and border of many colored Iris, interspaced with groups of Tulips, followed by annuals.

The kinds of shrubs used include many of the old-time favorites, such as Lilac, Spirea, Goldenbell, Deutzia, and Mockorange.

The perennials, in spite of their tiresome Latin names, used merely as a safeguard, are in reality only the much loved old-fashioned flowers, dear to our childish memories, and the names as given are to insure certainty in ordering.

### PLANTS AND BULBS FOR FLOWER BORDERS

Key Number	Variety	Quantity
1	Paeonies	10
2	Hollyhocks	8
3	Delphinium	6
4	Phlox	15
5	Coreopsis	9
6	Physostegia	6
7	Helenium rubrum	3
8	Sedum spectabile Brilliant	3
9	Yellow Daylily	10
10	Lupins	6
11	Columbines	12
12	Polemonium reptans	12
13	Veronica spicata	6
14	Valerian, white	6
15	Veronica repens	9
16	Heuchera	4
17	Eupatorium coelestinum	18
18	Hardy Pinks	6
19	Forget-me-not	9
20	Centaurea	3
21	Campanula persicifolia	3
22	Nepeta mussini	3
23	Campanula carpatica	3
24	Chrysanthemum arcticum	2
25	Cambridge Scarlet Bergamot	5
26	German Iris (11 groups, 10 in each group)	110
27	Tulips (11 groups, 20 in each group)	220
28	Giant flowered Zinnia seed mixed	1 1/2 ounces
29	{ Petunias Marigolds or Snapdragons } among groups of Tulips, say	100

This planting, including material for arbor and fence, could be carried out for a total expenditure (exclusive of labor) of \$350. The plants including shrubs and trees in small size only

(they will attain size with age) could be had for around \$250. Exact prices will vary with the sizes of the young trees, but the estimated cost covers the usual nursery size.

### COST OF MATERIALS

32	Rhododendron Maximum	\$ 96.00
	Perennials, annuals and bulbs	80.00
16	Shrubs, 15 Grape Vines, 6 Rose (Climbing) 3 Ampelopsis	16.75
236	Privet for Hedge	11.80
3	Dogwood	6.00
1	Pin Oak	6.00
1	Silver Maple	5.00
1	Sugar Maple	6.00
1	Magnolia soulangeana	8.00
3	Juniperus virginiana (Cedars)	12.00
92	Feet Habitant Picket Fence 5' high 4" between pickets	87.40
	Material for Rose Arbor	
6	6' Cedar posts 10' long	12.00
	35' of 4" Cedar for Girders	7.00
9	Cross Poles	4.50
		<u>\$358.45</u>

A boundary line of shrubs planted in a single line 4 feet apart to form a hedge may be used instead of the picket fence with Grapes on it if the cost must be reduced. There would be

needed for this purpose twenty-four shrubs at a cost of about \$18.00. Van Houtte Spirea or Rose of Sharon are suitable inexpensive shrubs to use for this purpose.





### Tea Crab Branches are Slender Plumes of Dainty Pink

None of the flowering trees can exceed in beauty the Chinese Tea Crab, *Malus theifera*. The long branches are actually covered from base to tip with light pink flowers, making the tree a veritable bouquet of color.

Like all of the family, this introduction from the Orient is perfectly hardy, and blooms with the greatest freedom. Half-a-dozen plants will light up the whole garden.

8 to 10 ft. heavy specimens	\$18.00 each
7 to 8 ft. heavy specimens	12.50 each
6 to 7 ft. heavy specimens	9.00 each
2 to 3 ft.	2.00 each

Many other new and rare plants are featured in our catalogue "Landscapes and Gardens" and its supplement. If you do not have a copy, please advise us.

**WYMAN'S**  
**Framingham Nurseries**  
FRAMINGHAM—MASSACHUSETTS



Grow  
Potash Fed  
DAHLIAS

..A..

### DAHLIA of Unusual Merit GRACE RICORDS

DERRILL W. HART

in the 1928 Roll of Honor Says:

"GRACE RICORDS. Decorative. A globular shaped flower with lavender blushes and tints on a white ground and the most different of any of the new dahlias. It came nearer to defeating Kathleen Norris at Camden than any dahlias shown against it during the season."

This is indeed a recommendation for a sterling new creation and we might go further by adding that in addition to its wondrous beauty and splendid exhibition qualities, it is a great grower being of free branching habit and easy to handle either for the show or for garden display.

#### Pre-Introductory Offer

We have purchased the entire stock of this variety from Mr. Ricords and had planned to introduce it in 1930 but owing to the great demand from many sections of the country, we have decided to offer a limited number of plants for delivery May 1st at . . . . . \$7.50 each.

Our 1929 Catalogue featuring Potash-Fed Dahlias is now ready and will be mailed Free upon request. Within its covers will be found many innovations which include a system of scoring every variety as grown at our nurseries; classification, whether garden, exhibition, or commercial; the average height of plants of each variety and the size of bloom. You will also find cultural notes and a new guarantee that this year is given with all Dahliadel introductions.

WRITE TODAY

**DAHLIADEL  
NURSERIES**

WARREN W. MAYTROT.  
BOX A  
VINELAND.  
N. J.

## The Golden Rule Dahlias

*A New Race*



"OHIO GLORY"

The characteristics of the Golden Rule Dahlias are that they possess sufficient vigor and resistance to hot weather insects, and that they bloom steadily all summer, even under adverse conditions. Our Table of Ratings given in our catalog will aid Dahlia growers to make their selections according to these ratings. It is the most accurate information ever supplied to the public in regard to Dahlias. We will gladly mail our catalog to those interested in the Dahlias that measure up to our standards.

#### Feature Varieties for 1929

#### OHIO GLORY—HYBRID CACTUS

It is far ahead of any other Hybrid Cactus we have seen in respect to beauty, number of blooms, resistance to heat and disease and habit of growth. Color between Rhodamine purple and Tyrian rose—rich and pleasing. It is the brightest color in our fields.

Tubers \$3.00 each. Two for \$5.00  
Plants \$1.50 each. Two for \$2.50

#### GOLDEN ACRE

A beautiful glistening golden yellow. For sheer beauty this hybrid cactus is not surpassed by any other dahlia. In the 1927 Garden & Home Builder Roll of Honor.

Tubers \$6.00 each. Two for \$10.00  
Plants \$3.00 each. Two for \$5.00

Try this Special Golden Rule Collection; the most prolific and highest rated Dahlias ever grown.

	Av. rating	Tubers	Plants
Ohio Glory . . . . .	92	\$3.00	\$1.50
Golden Acre . . . . .	91	6.00	3.00
Papillon, Salmon, Hy. C. . . . .	92	1.00	.60
Sagamore, Orange, Dec. . . . .	91	1.25	.75
Ellinor Vanderveer, Lavender Dec. . . . .	91	1.50	.75

1 Tuber of each of these 5—\$8.50  
1 Plant of each of these 5—\$4.25

Be sure to ask for 1929 Rated Catalog.

#### GOLDEN RULE DAHLIA FARM

Harley T. Peck

LEBANON, OHIO

# Let **TEMPLIN-BRADLEY** Help Beautify **YOUR** Home

Thousands of Contented Customers from Coast to Coast prove we have stocks to fit your needs. Order your plants now and be ready when the nice days come.

All Prices Include Delivery In Your Mail Box.



### New Artemisia Silver King

Here we have one of the most interesting and valuable hardy perennial plants that has been introduced in many years. It is creating a sensation among professional florists throughout the entire country. It has been called the new "Misty Mixer" because of its beautiful fine, glistening, silvery, white foliage. The Silver King is a vigorous growing plant, forming large clumps 2 feet or more across. Long slender sprays can be cut in abundance when established, to mix with rose buds or other flowers, producing a most pleasing effect. If the slender branches are cut, tied in bunches and hung in a dark closet to dry, they will work in nicely with everlasting strawflowers for winter decoration. You cannot afford to overlook this splendid novelty.

**SPECIAL PRICE 25c, 5 for \$1.00.**

### New Chinese Regal Lily (L. Myriophyllum)

This beautiful new lily comes from North-western China which is a guarantee of its hardiness. Bailey's Cyclopedia of Horticulture says of it: "One of the most beautiful of all known lilies." The exquisite blending of tints and colors forming a charming contrast with the rich, deep green foliage. Highly recommended for general culture. The large trumpet-shaped fragrant flowers are pure transparent white with a distinct rich canary-yellow throat and orange stamens. The buds and outside of petals are delicate pink, which is often reflected through the petals. Height 3 to 4 feet; mature bulbs, producing 5 to 10 flowers in June and July.

2 year good sized blooming bulbs, each 30c, 2 for 50c; 5 for \$1.00.




### Lily of the Valley

Universally admired for their dainty little pure white bell shaped flowers and exquisite fragrance. Easily grown, perfectly hardy everywhere, preferring a moist shady location. Worthy a place in every home-grounds. We offer blooming size roots at very reasonable prices. 12 roots, 45c; 50 roots, \$1.50.

### Tuberous Rooted Begonia Bulbs

Unquestionably the most beautiful and satisfactory of all summer-flowering bulbous plants. Ease of culture, size and abundance of flowers and wonderful range of exquisite color, blooming continually from June to November. They delight in partial shade. Unsurpassed for porch or window boxes. If you live in city apartment, you can successfully grow these beautiful flowers.



#### The Bulbs Will Keep for Years

As easily kept over winter as potatoes. A lady writes: "I still have bulbs ordered from you ten years ago." Detailed cultural instructions furnished with every order. These bulbs have always sold at 25 to 35c each.

**BARGAIN PRICE: 2 double, 2 single and 1 frilled—5 bulbs, 5 distinct colors for 75c.**

### Japanese Iris Kaempferi



Finest of all the Iris family. The flowers are of immense size, from 6 to 8 inches across and of the most beautiful, delicate shades. Perfectly hardy and will flower in profusion during June and July. A well established plant gives a dozen or more flower stalks 2 to 3 feet high, each stalk producing 2 to 4 enormous blooms.

#### A Wonderful Bargain Offer

We have a surplus of fifty thousand roots in many colors. The usual price is 25c to 40c each for named varieties.

**Our Special Price, not separately named: 3 strong roots, 3 cols., 30c; 4 sets, 12 roots, \$1.**

### Hardy Delphinium

The beautiful "Belladonna," with its immense spikes of clear sky-blue flowers, that always attract attention. Perfectly hardy everywhere. See illustration from a photograph. **Strong, blooming size roots, 20c, 3 for 50c.**



**HOW TO ORDER** Use the order blank below. Pay by Money Order, Check, or send Cash or Stamps in Registered Letter.

## FREE! Our Beautiful 140 Page Spring Garden Catalog



Brimful of valuable information, priceless to every lover of flowers and vegetables. It is Mr. Templin's fifty-third annual catalog and contains the experience of over half a century. It tells of the varieties of every flower—what to plant, how to plant and care for each—a veritable cyclopedia of gardening.

**Just check it on the coupon; we'll send it free!**

Artemisia Silver King 25c, 5 for \$1.00	
Tuberous Begonias, 5 bulbs, 5 colors, 75c	
Chinese Regal Lily, 30c, 2 for 50c, 5 for \$1.00	
Japanese Iris, 3 roots, 3 colors, 30c, 4 sets, \$1.00	
Lily of the Valley, 12 roots, 45c, 50 roots, \$1.50	
Delphinium "Belladonna," 20c, 3 for 50c	
<b>Combination</b> 1 Artemisia, 5 Begonias, 2 Regal Lily, 3 Japan Iris, 12 Lily of Valley, 1 Belladonna, Total Value \$2.45	
<b>For Only \$2.00</b>	
140 Page Spring Garden Catalog—FREE.	
NAME	TOTAL
STREET OR R. F. D.	
P. O.	STATE

**THE TEMPLIN-BRADLEY COMPANY**  
5703 Detroit Avenue Cleveland, Ohio  
Nation Wide Seedsmen and Nurserymen (101)

## Seed-sowing time-tables

I. GEORGE QUINT

To be used with the planting charts, pages 542, 544.

### REFERENCE TABLE FOR VEGETABLE SEED SOWERS

Plant Name	Time till Termination (Days)	Distance Between Plants Inches	Distance Between Rows Inches	Depth to Cover Seeds Inches	Vegetable Can Be Used in Weeks
Artichoke	25	24	36	1/2	52
Asparagus	30	2	24	1/2	156
Beans—Bush	14	4	30	2	8
Beans—Dwarf Lima	14	6	30	1	15
Beans—Pole	14	36	48	2	10
Beans—Pole Lima	14	36	48	1	18
Beets	10	4	12	1	8
Broccoli	10	24	30	1	18
Brussels Sprouts	10	18	30	1	18
Cabbage—early	12	18	24	1	16
Cabbage—late	12	30	30	1	20
Celery	20	6	36	2	20
Celeriac	18	6	18	1	22
Corn	25	36	48	1	8 to 12
Cress	12	1	12	1/2	5
Cucumber	10	48	48	1	10
Egg Plant	10	24	30	1	20
Endive	9	12	12	1/2	12
Fetticus	15	3	12	1/2	10
Kale	14	24	24	1	12
Kohlrabi	10	12	24	1	11
Leek	12	5	18	1	16
Lettuce	8	12	18	1/2	6 to 14
Melon	10	4	4	1	15
Okra	12	24	36	1	10
Onion	18	3	12	1/2	20
Parsley	30	2	12	1/2	14
Parsnip	20	6	18	1	20
Peas—early	10	2	24	2	9
Peas—late	10	2	36	2	10
Pepper	21	24	30	1	20
Potato	15	10	36	1	12
Pumpkin	10	96	96	1	15
Radish—early	6	1	12	1/2	5
Radish—summer	6	2	24	1/2	6
Radish—late	6	4	18	1/2	8
Rhubarb	15	36	36	1	156
Rutabaga	20	6	18	1	16
Salsify	15	6	36	1	23
Spinach	8	4	12	1/2	9
Squash—bush	10	48	48	1	8
Squash—vine	10	96	96	1	12
Sweet Potato	15	12	36	1	20
Swiss Chard	12	6	18	1	8
Tomato	12	36	36	1	18
Turnip—early	8	4	18	1/2	10
Turnip—late	8	6	18	1/2	12

### VEGETABLE PLANTING CHART BY STATES

Tender vegetables are those the seeds of which should not be sown in the open ground until the ground has been thoroughly thawed and the weather settled. This group includes Beans, Corn, Egg plant, Melon, Okra, Pepper, Pumpkin, Squash, Sweet Potato and Tomato.


Hardy vegetables will stand the cold, and seeds may be sown much earlier than in the case of the tender vegetables. This division includes asparagus, beets, broccoli, cabbage, carrots, cauliflower, celeriac, celery, cress, endive, fetticus, kale, kohlrabi, leek, lettuce, onions, parsley, parsnip, peas, potato, radish, rhubarb, salsify, spinach and turnip.

The dates which follow are the earliest on which seeds should be sown, based on data for the past ten years.

STATE	TENDER VEGETABLES	HARDY VEGETABLES
Alabama	March 20	February 20
Arizona	March 10	February 4
Arkansas	April 1	March 12
California (south)	March 20	March 1
California (north)	April 25	March 26
Colorado	May 30	April 6
Connecticut	May 20	April 14
Delaware	May 10	April 6
Florida (south)	March 1	February 4
Florida (north)	March 20	February 10
Georgia	April 15	February 18
Idaho	June 7	May 15
Illinois	May 15	April 5
Indiana	May 10	April 6
Iowa	May 25	April 3
Kansas	May 10	March 25
Kentucky	May 5	March 23
Louisiana	March 20	February 10
Maine	June 5	May 5
Maryland	April 25	March 22
Massachusetts	May 15	April 23
Michigan (south)	May 20	April 16
Michigan (north)	May 30	May 4
Minnesota	May 30	May 2
Mississippi	March 30	February 20
Missouri	April 30	March 27
Montana	June 2	May 15
Nebraska	May 30	April 25
Nevada	June 5	May 10
New Hampshire	May 30	May 11
New Jersey	May 15	April 20
New Mexico	April 25	March 25
New York (south)	May 14	April 17
New York (north)	May 23	May 1
North Carolina	April 22	March 20
North Dakota	June 1	May 5
Ohio	May 12	April 15
Oklahoma	April 17	March 22
Oregon (west)	April 28	March 15
Oregon (east)	June 7	May 10
Pennsylvania	May 15	April 20
Rhode Island	May 22	April 15
South Carolina	April 6	March 1
South Dakota	May 27	April 22
Tennessee	April 28	March 20
Texas	March 15	February 15
Texas (north)	April 25	March 10
Utah	May 20	April 15
Vermont	May 30	May 6
Virginia	April 30	March 16
Washington	May 5	March 13
West Virginia	May 27	April 5
Wisconsin	May 28	April 8
Wyoming	June 6	May 10



**5 GLORIOUS ROSES 50c**



- RADIANCE (Pink)
- RED RADIANCE (Red)
- DIXIE (Shell)
- SUNBURST (Yellow)
- WHITE OPHELIA (White)

These Everblooming Roses are those usually chosen as the Five Best for any garden.

We Will Send You One Each of These Winners, in One-Year Pot Plants for Only 50c, Postpaid.

**PACKETS FRESH 8 Flower Seeds 25c**

- 1 PACKET EACH—
- ASTER
- SNAPDRAGON
- RAGGED ROBIN
- DIANTHUS
- PETUNIA
- MARIGOLD
- COSMOS
- ZINNIA

Our Flower Seeds are second to none and better than most.

Send for this Special Offer

**More Remarkable Bargains**

- 4 HARDY GARDEN PINKS.....\$0.50
- 4 HARDY PERENNIALS, All Different......50
- 4 ASSORTED CANNAS, All Different......50
- 3 PEONIES, All Different..... 1.00
- 6 HARDY CHRYSANTHEMUMS.....
- 1 Each, 6 Kinds......50
- 12 CHOICE GLADIOLUS......50
- 4 GERANIUMS, All Different......50
- 6 ASSORTED SHRUBS—
- 2 BRIDAL WREATH SPIREA.....
- 2 HYDRANGEAS (Hills of Snow).....} 1.00
- 1 RED SNOWBERRY.....
- 1 SPIREA (Anthony Waterer).....
- 4 HARDY BEGONIAS......50
- 4 HARDY ASTERS......50
- 17 GIANT PANSIES......50
- 3 FINE JAP. IRIS..... 1.00

Our Beautiful Catalog and Planting Guide is Free. Send for Your Copy.

**Miss Ella V. Baines**  
The Woman Florist  
Box 230 SPRINGFIELD, OHIO

**INDESTRUCTO METAL PLANT AND TREE LABELS**

*La France*

Label your plants and learn to know them. Add to the orderly appearance of your garden. Attractive—weather and wear proof. Always legible. No ink used. Inexpensive. "Best ever."

Labels for trees, plants, shrubs, pot plants and garden stakes.

Send 10 cents for samples of various kinds

**Ball & Socket Mfg. Co.**  
WEST CHESHIRE CONN.

**ROSE PREMIER**

**Beauty From the Blue Ridge**  
Readily Moved to Lowland Gardens

In Spring gorgeous Rhododendrons color the slopes of the Blue Ridge Mountains; Azaleas and a mass of Kalmias bloom under the evergreens; a clump of Lilies thrives along a little run that tumbles over the rocks.

**You Can Have These Native Plants**  
In Your Own Garden

A craving for mountain plants lies deep in the heart of most gardeners. Usually the longing is not gratified because of fear—needless fear—that such plants will not live in other surroundings. For many years I have sent Carolina-grown plants to almost every corner of the country, to the entire satisfaction of customers. Experience proves that mountain wildings can be transplanted safely to lowland gardens, carrying with them the fragrance and color of their highland home.

I can supply Rhododendron catawbiense, native Azaleas, Pieris, Orchids, Trilliums, Lilliums, and Bog plants in almost any quantity, as my nurseries are devoted to the production of native plants, shrubs, and trees. My catalogue will help you to know them—may I send you a copy?

**E. C. ROBBINS** Gardens of the Blue Ridge Box 7, Ashford, N. C.

**Kunderd Gladioli**  
Stand Supreme

**Order from Kunderd's FREE Catalog**

THE finest Gladioli to be found anywhere in the world are listed and described in Kunderd's new catalog. Kunderd, you know, is the man who originated the famous Ruffled Gladiolus, the Lacinated type and many others. He is probably the best-known Gladiolus authority in America, if not in the world. Mr. Kunderd has been growing Gladioli for nearly fifty years. He is a Gladioli expert akin to Burbank in his knowledge of things horticultural.

Buy Kunderd Gladioli and grow them according to Kunderd's own directions. They are the methods he himself follows to get such marvelous results.

**Write for Gladiolus Book—FREE**

In it you will find, not only a list and descriptions of hundreds of exquisite Kunderd Gladioli, 63 of them introduced for the first time this year, but 8 pages fully illustrated in color and a wealth of interesting information about Gladioli and other flowers. Write for the book today. Please use the coupon.

**A. E. KUNDERD**  
Originator of the Ruffled and the Lacinated Gladioli  
177 Lincoln Way West Goshen, Ind., U. S. A.

A. E. KUNDERD, 177 Lincoln Way West, Goshen, Ind., U. S. A.  
Dear Sir:—Please send me your FREE Gladiolus book.

Name \_\_\_\_\_  
Street or R. F. D. \_\_\_\_\_  
City \_\_\_\_\_  
State \_\_\_\_\_

**Tuberous BEGONIAS**

VARIETY and brilliancy of color, even in the shaded places of a garden, is easily obtained by those who plant this marvellous flower. From pure white, through tints of pink and rose to deepest wine and cardinal, through tints of pale yellow to salmon and orange, it runs the full gamut.

Its versatility in form is as striking as its range and richness of color. One enthusiast, on account of its surprising mutability, has spoken of the Tuberous Begonia as the

**Mockingbird of Garden Flowers**

Just as this lively songster can imitate any of the woodland tunes and notes at will, so does the Tuberous Begonia take on resemblance, now to one flower, now to another. It is a primrose—a gardenia—a water lily—a rose; and again, we do not know what it is, but we know it is exquisite and altogether delightful. While it might not actually pass for one of these, it will bring them vividly to mind and rouse a hundred other fancies as well.

Plant in some half shaded spot as soon as frosts are over. Better still, start indoors during March or April and transplant as soon as it is safe. You will have a wealth of glossy foliage and love'y bloom before long, to last until late autumn. They will brighten the shadowy spots where most flowers cannot thrive. You will be happy in the elfin gayety of your Begonias.

Yellow, Orange, Salmon, White, Pink, Crimson, Scarlet, Mixed—these are the colors by name. Choose any that you like, saying how many of each, or leave us to make an assortment if you prefer. We guarantee to please you.

Special prices for large, healthy, carefully chosen bulbs.

**10 bulbs, colors as above \$2.74**  
Postage Prepaid  
25 bulbs \$6.35 100 bulbs \$24

Ask for our CATALOG—all charming things that grace and enrich a garden. Illustrated.

**Schenley Gardens Inc.**  
CHESWICK, PA.

# BEAUTIFUL AZALEA

Universally liked for its mass of beautiful brilliant flowers in the Japanese Azalea. Its dependability as a profuse bloomer makes this shrub much in demand. On planting it is chosen with discriminating taste, Azalea always finds a well deserved place.

This variety of Azalea is a member of a large family of which a number of common but pretty native varieties lead splendor to the Rhododendron Flora of the mountains of Virginia and North Carolina and neighboring states. Japanese Azalea is a hardy variety in a beautiful range of colors. Large flowers in clusters is a characteristic blooming habit. Partial shade and planting in leafmold is beneficial to its best growth.

## SPECIAL OFFER

Order either of the following shrubs from this ad. at these very special *postpaid* prices.

<b>Japanese Azalea (Mollis)</b>			
12"-18" shrubby plants.....	85c each	4 for \$2.90	
12"-18" very bushy.....	\$1.25 "	4 for 4.00	
<b>The new red-leaved Japanese Barberry</b>			
9"-12" bushy plants.....	85c each	4 for \$2.90	
12"-18" " ".....	90c "	4 for 2.50	
16"-18" " ".....	\$1.00 "	4 for 3.25	

## FREE—Catalogue and Booklet entitled—*"How to Plant"*

Get our big 1929 Catalogue that tells all about our 600 Acres of *"Everything that's Good and Hardy."* The catalogue is a veritable index of big values and contains a complete listing of standard and rare varieties as well as the good old favorites. Get the free booklet that tells you how to plant for best results. It is simple and easy to understand. Send your order for the Barberry today and ask for catalogue and booklet.



The  
**COLE**  
Nursery Co.  
Box 12  
Painesville, O.

# ANDORRA

High Grade Stock  
of Ornamental  
Trees and Shrubs

Catalogue on Request



**ANDORRA NURSERIES, Inc.**  
CHESTNUT HILL PHILADELPHIA

# Burpee's Seeds Grow



The Vegetables and Flowers you would like to see growing in your garden or on your farm—read all about them in Burpee's.

## Annual Garden Book

This is the catalog that tells the plain truth about the *Best Seeds That Grow*. It describes the Burpee Quality Seeds, Bulbs, and Plants.

Write for a free copy

W. Atlee Burpee Co.  
208 Burpee Bldg., Phila. Pa.

## The Guide to Green's Unusual Fruits and Home Garden Specials



Write for Green's 1929 Free Catalog in Nature's Colors.



Following are a few of the many that will surprise and delight your friends. New productions in every line—Green-grown large-flowered Mock-orange, English Hybrid Delphiniums, Corsican Super-Strawberry. Green's Caco Grape—most delicious of all. Deep wine red—very rich in sugar. Green's Syracuse Red Raspberry—double size and of highest flavor. Very hardy. Abundant bearer. Green's Bosc Pear—extra large. Delicious buttery flavor. Vigorous grower. America's foremost Rose Collection (by national vote.) Learn about Green's Rock Garden Collection—how to build, etc. Buy direct and save 1/3 to 1/2. Over 50 years' growing experience in trees, shrubs and ornamentals. Satisfaction guaranteed. Cash discounts for early orders.

**GREEN'S**  
Nursery Company  
100 Green Street  
ROCHESTER  
New York

## "GREATER GLADS"

by Joerg



"DELIGHTED"

Out of ten new and distinct Gladioli, which are offered for the first time in our new catalog (just published), we are here featuring three beauties, which we feel sure will interest "American Home" readers. We offer these with the same confidence with which we placed the renowned "Joerg's White" on the market 5 years ago.

### "DELIGHTED"

One of our most promising introductions for 1929. Flowers are creamy white later turning to pure white, with a most fascinating tint of fawn yellow in the throat, veined crimson, blue anthers. Petals have a tough leathery texture. Flowers all facing one way in a huge sturdy spike. A splendid exhibition variety (illustrated at left). Each \$1.00; doz. \$10.00.

### "HYDE PARK SUNSET"

One of the most brilliant Gladioli we have ever seen. It is clear dazzling orange-scarlet, mottled with deep scarlet and orange in the throat. Where bright color is wanted, nothing can equal this for a border or cut flower. Flowers are well placed in a long open spike which makes it a most desirable one for indoor decoration. Each 50c; doz. \$5.00.

### "DEAREST" (Ruffled)

A glorious flower of the most delicate tints. The ground color is a flesh pink blending through salmon to a rich pink at the tips, mottled and striped with crimson. The throat is yellowish and striped violet. Petals broad and overlapping, beautifully crimped and crinkled. Flowers large and open, evenly spaced, all facing one way, vigorous growth. A vase of these flowers makes a picture of superb beauty. Each \$1.00; doz. \$10.00.

**SPECIAL. One bulb of each \$2.25 of the above, postpaid for . . .**

Catalog of Gladioli, Hardy Bulbs and Plants, mailed free upon request

(BULB GROWERS SINCE 1880)

**GEORGE J. JOERG, Inc.**  
NEW HYDE PARK (Box G) LONG ISLAND, N. Y.

## Gorgeous Gladiolus

Only one word "Gorgeous" is fit to describe the flowers from Hunt's Gladiolus Bulbs. Tall spikes, blooming to the very tip, with colors ranging from white to the deepest crimson, mark the varieties in our list of late novelties:

—Adoration, Orange Queen, Thomas Edison, Sweetheart, Masterpiece—and others of equal value.

**One Dozen Each of 14 Novelties (see page 76 of catalogue) for only \$50**

Hunt's 1929 catalogue presents the finest varieties of bulbs, plants, roses, flower and vegetable seeds. Write today for a copy.

**WILLIAM M. HUNT & CO., Inc.**  
115 West 45th Street New York City



**Bugs need not ruin your beautiful plants, flowers, shrubs and evergreens. Destroy them through the use of Wilson's O.K. Plant Spray . . . the nationally recognized standard insecticide. Wilson's O. K. Plant Spray is non-poisonous, easily applied and is equally effective in-doors or out-of-doors. Recommended by the Officers of The Garden Club of America. Half-pint 40c; Quart \$1.00; Gallon \$3.00; 5 Gallons \$12.00; 10 Gallons \$20.00**



Wilson's O. K. Plant Spray is sold by leading stores everywhere and the genuine may be identified by the famous Trade Mark. Write us, if your dealer cannot supply your requirements.

Then there is Wilson's **SCALE-O** . . . the powerful dormant spray so necessary to the successful growth of fruit and other trees. Scale-O kills Scale insects and eggs—even in Winter. Mixes readily in cold water . . . covers very rapidly and evenly. 1 Gallon \$2.00; 5 Gallons \$9.00.

**Andrew Wilson**  
Dept. A  
**SPRINGFIELD, NEW JERSEY**

## GLORIOUS ROCK GARDENS

**Hardy Alpine and Perennial Seeds**, from one of the largest and choicest collections in Britain. 2,000 vars., collected from the mountains and plains of the world. List carriage paid; Seeds duty free. Sample collection containing 15 distinct vars., \$1.50, 32 vars. \$2.50. Also 10 vars. of any of the following:—Ten Anemones, Aquilegias, Campanulas, Dianthus, Gentians, Hypericums, Liliams, Papavers, Primulas, Rhododendrons, Saxifrages, Veronicas, or Violas. \$1.25. Remittance by International Money Order.

Rev. J. A. Anderson, F. R. H.S.  
Glen Hall Leicester, England



Flowering Trees  
of the Orient  
Japan ~ China

Also a complete general line of nursery stock

Illustrated Book sent free upon request

EMBOSSSED METAL LABELS  
Permanent identification for plants and trees now available in small lots. Send 10c. for list of 1000 varieties.

**WOHLERT**, of Narberth, Pa.  
924 Montgomery Ave.



# Add to the beauty of your roses



EVERY amateur can have professional blooms by using Fung-trogen spray. Acts like magic on roses or other plants afflicted with Mildew and

Black Spot. Bigger flowers and more of them when plants are sprayed with Fungtrogen. Easy to apply. Invisible. No discoloration of leaves. No need to add soap. Endorsed by leading horticulturists. 1/2 pint makes 15 quarts of spray.

Prepaid: half pint \$1, pint \$1.50. Ask dealer or send check.

Companion sprays: *Aphistrogen* kills aphids. *Insectrogen* kills leaf-chewing insects. Ask for free bulletin, "Black Spot Control."

ROSE MANUFACTURING CO. 3636 Filbert St. Philadelphia, Pa.



## ORCHIDS

Largest growers of orchids in the United States.

Send twenty-five cents for catalogue. This amount will be refunded on your first order. Write for Special list No. 80.

LAGER & HURRELL  
Orchid Growers and Importers  
SUMMIT - - NEW JERSEY

## IMMEDIATE EFFECT LANDSCAPE WORK

By the use of plant material in the larger sizes, we are able, in one season, to create the effect in your garden, which otherwise would require many years.

May we consult with you regarding your landscape work.

The services of a Professional Landscape Architect furnished where necessary.

AUSTIN D. MORRELL  
Landscape Contractor  
Phone 1254J Princeton, N. J.

## Spring Will Soon Be Here

Then all NATURE will be throbbing with a GLAD NEW LIFE

Without doubt you, too, will be eager to do your part in making this GRAND OLD EARTH more beautiful. May we assist you by furnishing some of our CHOICE QUALITY EVERGREENS?

Our new catalogue will be of great help to you in making your selections.

CHERRY HILL NURSERIES

T. C. Thurlow's Sons, Inc.

West Newbury

Massachusetts

## Northern Grown ROSES

Our geographical location enables us to hold our Roses strictly dormant until May



Ask any authority and they will tell you that Roses rarely do well when moved from a more southerly climate to a northern planting. They should be always taken from where they can be retarded.

Our Roses are hard grown with well ripened wood, which will not die back when set out.

### Nowhere Can You Buy Stronger Plants

We will gladly send you our catalog if you mention American Home.

Our catalog is different as we do not pass along the description of the Hybridists as the Roses grow in Europe, but as they grow in our garden, always, stating defects as well as merits.

ROBERT EVANS HUGHES  
ROSE SPECIALIST

Near Buffalo Williamsville, N. Y.


## Your Soil Needs HYPER-HUMUS

Intensive fertilizers may force growth, but used alone, they "burn out" the soil. For best results, reinforce your fertilizers with Hyper-Humus, "The Soil Essential." It will hold the moisture through dry, hot weather. Non-acid, thoroughly aerated, free from weed seeds and trash.

At your dealer's or direct from us

"Soil Improvement" Booklet FREE

HYPER-HUMUS COMPANY  
18 Park Place Newton, N. J.



Hyper-Humus Corrects Soil Texture  
"Puts the Top in Top Soil" Holds Soil Moisture

# The First Garden thought

is your SOIL right for growing exactly what you want?



"The Soil conditioner"—a cross section view of the interior cell construction of peat moss. The large internal surface area of these water cells gives its great water holding capacity, aeration and root developing area.

THIS spring your garden soil will need attention! Whether it is predominantly sandy, clayey or ordinary loam, the soil in your garden has been depleted in nutritive value and textural construction by last years efforts and will only be capable of producing satisfactory results for you this Summer when you have properly prepared it for its work.

—and soil preparation means, not only the addition of fertilizing constituents, but conditioning its physical texture, so that it will be able to assimilate or digest the fertilizers and make them available for plant use.

Peat moss—"the soil conditioner" used in proper proportions will bring your soil to the highest state of physical condition. It helps to bind together and give more body to loose sandy soil; it will break up and render more friable heavy clay soil; it makes all soil easy to work, highly retentive of moisture so that it will hold the plant food which has been dissolved in the soil moisture; it will prevent baking and caking, develop necessary soil bacteria and in general condition your soil so that it is sure to produce better crops or flowers.

Leading horticultural experts strongly recommend it as most desirable and urge its use as the only way to be sure of results. Let us send you complete information now so that you will be ready to start right in the spring. Better still, let us send you a sample (trial) bale for early seed germination and propagating, \$1.50 post paid.

ATKINS & DURBROW  
INCORPORATED



B-25  
Burling Slip  
New York

# PEAT MOSS



"Datso"

## Alling's Dahlias

In our 1929 catalog we are featuring two fine new Dahlias.

### "White Empress"

The new white that was a sensation at the last New York Show. Winner of the Darnell Cup as best keeping variety in the Show.

Tubers \$10.00, Stock limited Plants \$5.00

### and—"Datso"

A large, well formed new decorative of great beauty. Color is a rich pink, just a shade deeper than the Radiance Rose. Fine garden and exhibition variety.

Tubers \$10.00, Stock limited Plants \$5.00

Both described fully in our 1929 catalog, together with a remarkable collection of fine Dahlias. Our stock is clean and healthy.

### C. Louis Alling

Dahlia Specialist

351 Court Street, West Haven, Conn.

### The Glen Road Iris Gardens Wellesley Farms, Mass.

Specialize in rare and fine varieties of Bearded Iris

American and European  
Send for Catalogue



HIGHEST QUALITY PLANTS shipped from the Appalachian Mountains in any quantity. For specimen and special planting we furnish Nursery grown stock from our Stroudsburg Nursery.

Our general catalogue mailed on request to points east of the Mississippi River.

LaBars Rhododendron Nursery  
1109 Bryant Street Stroudsburg, Penna.  
Nursery located near Lockwood trail, Pa., route 2, U.S. route #11. Visitors welcome at any time.

## Growing Everlastings for vases

E. BADE

EVERLASTINGS were favorites of "grandmother's garden" and after decades of neglect, they are slowly coming back to favor.

The Strawflowers, as the best known of these Everlastings are often called, produce many blossoms even when they receive but little care. The main factors for their successful cultivation are a sunny location, a light soil, sandy in character and not too wet—the soil must be fertile yet not be freshly fertilized. The majority of plants that have everlasting flowers are annuals—that is, they live only one year and so must be raised from seed each season. The seeds may be sown in the hotbed sometime between the beginning and the middle of May or they may be sown in small boxes which are to be kept near a window in the home. Before transplanting during the middle or end of May, the young seedlings must be hardened off. When this is done no trouble will be had with the plants. Space the little plants about a foot where they are to remain. While the plants are still young do not keep them too moist for they are not yet resistant to too much dampness. But in midsummer when continual dryness is prevalent they had better be given plenty of water. All this helps in the formation of many flowers later on and if luxuriant growth and excessive number of flowers are desired any weeds must be removed and the soil kept loose and lightly cultivated, care being taken not to dig up the ground about the plants too deeply so as to injure the roots.

The best vase flowers will be found among the various forms and varieties of Helichrysum—indeed they give us the largest and greatest number of flowers of all the everlasting types. Tinier and many flowered is Ammobium alatum with white and simple blooms. A pale yellow flower is produced by Athansia annuum. White and various shades of rose red to a violet blue come in Xeranthemum which are compound or filled. White or red violet flowers are formed with Gomphrena globosa, and Acroclinium ranges from white to rose red. A more delicate type is produced by Helipterum which has a color range from white and yellow, to red or brown.

To prepare Everlastings for vase use, dried, they must be cut when the flower is just fully developed and quickly dried in heat. But before cutting the flower itself must be dry, no rain or dew drops on it. Gather the cut flowers in small bundles and hang up to dry, heads down, in some light, dry and well ventilated spot.

When once dry, the flowers must be kept in a well ventilated and dry spot until they are to be used. If the dried flowers are too brittle to work easily, they may be exposed to the vapors of steam for a short time preceding the work. This will make them pliable and easy to work.

Since the majority of the Strawflowers do not possess exceedingly bright colors and since it is sometimes necessary to provide shades or tones which are not present in order to obtain some effect, the flowers are sometimes artificially colored by

aniline dyes dissolved in boiling water.

Besides the various everlasting flowers, different kinds of ornamental grasses are used for the same purpose. These grasses are also dried in the air after cutting. Certain kinds of seed capsules or seed pods may also be used for ornamental purposes such as, for instance, Honesty (Lunaria biennis) a biennial plant that is covered, often as early as May, with odorous, reddish violet flowers which are later followed by decorative seed capsules. These latter consist of flat pods broadly oval in shape in the center of which a few flat seeds are found. When the seeds are ripe, the pods burst open, the two outer shells and the seeds fall away leaving the center wall, an exceptionally thin membrane having a silvery sheen. The tip of the papery membrane has a slight spur. In this condition the seed carrying shaft can be kept indefinitely in a vase.

It is not difficult to raise these plants. The seeds are sown directly to the beds in rows which are to be spaced a little more than a foot apart. The seedlings are transplanted or thinned so that they are spaced about three quarters of a foot apart. The flowers being produced in the second year, and after the seeds have ripened, the plant dies.

The seed shafts of the Chinese Lantern plant (Physalis) are also excellent vase material when dried. This plant is a hardy perennial and when placed in a loose soil comes back again and again. The flowers themselves are minute and inconspicuous. But when the seeds ripen, the shaft rises, the tip becoming balloon-shaped and puffed up, at the same time turning red. Within is enclosed a small edible cherry-like fruit. This plant is propagated from seeds which are sown in boxes during the month of February, the boxes being placed near a window in a warm room or more easily (too easily some people may think for the plant spreads amazingly) by the division of the old root stock. The propagation from suckers gradually usurps all available space and the plant becomes a nuisance if not watched.

The colored membrane shrinks but little when dried nor does it lose its color. Before drying remove the fleshy fruit. The process of drying is similar to that used in drying the Strawflowers.

Flowers of Babysbreath (Gypsophila paniculata) when dried, have the characteristics of the Strawflowers. This plant is perennial, attains a height of about three feet and produces hundreds of thousands of delicate white flowers exceptionally suited for vases. The plants should be spaced at least three feet apart.

Somewhat similar flowers are produced by Sea-lavendar (Statice). S. tatarica has white flowers, S. incana having many different colored flowers. Both are hardy, and the seeds may be sown in the open during May or June. The flowers are produced in the second year. When planted in exposed places they may require some winter protection.

### A New Book—FREE



OF absorbing interest and practical value—this distinguished book, beautifully illustrated with fine photographs and detailed drawings. Designed by craftsmen in their art for all who contemplate the landscape development of their properties—particularly

- Those planning or building new homes
- Home owners desiring to remodel the grounds of their present homes
- Architects
- Builders and Development Companies
- Those who develop forests and woodlands for pleasure or profit.

The present edition of five thousand copies will be distributed without cost to residents of New England, New York, New Jersey, Pennsylvania and Maryland. One dollar per copy outside this zone.

Please address inquiries to

## LITTLE TREE

Landscaping & Forestry Service

81-C Pleasant Street  
Framingham Centre, Mass.

### What Makes a Good PLANT LABEL GOOD?

It must be impervious to moisture, must retain its marking, and must not girdle the Plant—We Have It.

Sample line for the asking.

THE AQUAPROOF PRODUCTS CO.  
2182 East 76th St. Cleveland, Ohio

**IRIS** 55 plants about as follows: 10 White and Lavender, 10 beautiful Purple, 10 Snow White and fragrant as Hyacinths, 10 Bronze and Gold, 10 Lovely Sky Blue. Also five 50c plants of my favorite of all Irises. All labeled, all beautiful, about \$12 worth, parcel post prepaid, for only \$3. Full instructions. Planted in Feb., Mar. and April should bloom in May. Two exquisite Cream and Lavender plants free for prompt orders. Will ship when frost is out. Otwell Iris Fields, Carlinville, Illinois

### STANDARD GARDEN TRACTOR

Plows Seeds Cultivates Mows Hay and Lawns

A Powerful Tractor for Small Farm, Gardeners, Florists Nurseries, Fruit Gr. w. and Poultrymen.

DOES 4 MEN'S WORK  
Walking & Riding Equipment  
Free Catalog. Does Belt Work

STANDARD ENGINE CO.  
3248 Como Ave. Minneapolis, Minn.  
Eastern Branch 174 Cedar St., New York

### \$1 AMERICA'S BEST GLADIOLUS Prize Winning Collection


"Extristrong" young bulbs offered direct to the public. Contains Scarlet Princeps, Alice Tiplady (orange) Albania (white) E. J. Shaylor (rose) Early Sunrise (salmon) and other choice varieties.

3 ONE-DOLLAR OFFERS  
60 Medium Bulbs ..... \$1.00  
40 Large Bulbs .. \$1.00  
25 Very Lg. Bulbs \$1.00  
Mail your order NOW!  
Orders postpaid anywhere in U. S. A.  
Waterloo Bulb Farms  
Dept. A Waterloo, Iowa

FREE  
Peerless plant marker with each order.



# Now, Keep Your Lawn Free of Weeds and Dandelions!



## Features of the Jacobsen 4-Acre Power Lawn Mower

This sturdy mower cuts a 24-inch swath at the rate of four acres a day. An automobile-type differential makes steering easy about flower beds, shrubs and other obstructions. The knives are sharpened by the mower's own power without removing the reel. Independent clutches control the traction and cutting units. A dependable, specially-built Jacobsen Motor furnishes ample power.

For moderately large lawns or lawns with numerous obstructions, the Jacobsen "Junior" 19-inch power mower is a favorite. It is known as "The quality small power mower."

6-29

Is the beauty of your lawn destroyed by dandelions, plantain, buckhorn, and common weeds? They are beyond the scope of your reel type mower, and digging and other tedious methods have little effect. Prominent gardeners and park superintendents everywhere have worried with the problem and at their suggestion, Jacobsen Manufacturing Company designed

## The New Sickle-Bar Clipping Attachment

This new exclusive Jacobsen feature solves the weed problem as nothing else ever did. Most lawn pests are annuals. Keeping them clipped prevents their seeding. The Sickle-Bar Clipping attachment noses its way under the weeds and nips them off and the cutting reel finishes the job lawn height. There is nothing else like it. It is just the tool that gardeners have long waited for and attaches to their favorite power mower—the Jacobsen.

The Clipper operates independently of the regular cutting reel or at the same time. It is made of highest grade material—a typical Jacobsen product.

Jacobsen Manufacturing Company

Dept. D Racine, Wisconsin

New York Office: 507 W. 56th St.

### Write

for beautifully illustrated catalog—  
"Lawn Beautiful."  
Demonstrations on your own grounds without obligation.



### Enclosed Gear Drive

The picture at the right shows the double housing cut away from the gears. The gears run in a bath of oil. Compare this construction with other mowers.



## JANE COWL

The Ideal Dahlia—Originated by Downs

In nearly every 1928 Show Jane Cowl was the outstanding Dahlia—at New York, Red Bank, Baltimore, Newark and scores of others. Received a Special Award at the Netherlands National Dahlia Show. It led all 1928 introductions by a wide margin. No other Dahlia—possibly excepting Jersey's Beauty—ever won so many prizes in a single season. And best of all it is the ideal Garden Dahlia—tall, luxuriant bushes laden with big blooms. It is the Dahlia without a fault. The rich, warm buff and old gold, blending to a salmon center, with tints of salmon bronze and burnished gold throughout the deep flowers, give this Giant Dahlia the qualities which recommend it against any Dahlia offered today.

Tubers \$10.00 Plants \$5.00

Send for our 1929 List

It lists many of the world's best Dahlias, including some of the outstanding novelties for 1929. We grow our Dahlias in one of the best locations in America for the production of clean, healthy, even growth. Ask those who have seen our farms.

Downs Dahlia Farms, Inc., Box X, Clayton, N. J.

## New and Rare Forms of OLD FASHIONED FLOWERS



Unusual development in both size and beauty in these beautiful old fashioned flowers.

**LARKSPUR: "La France."** A tall variety. Large, well-formed, double flowers, a beautiful salmon-pink. . . . . Packet 25c.

**AQUILEGIA: Long Spurred "Copper Queen."** Charming, attractive, useful for cutting. Petals copper red with long spurs of a darker hue. Corolla a straw color. Packet 50c.

**NEW FORCING CALENDULA: "Campfire"** (Sensation). Vigorous grower, flowers on stout stems. Blooms are flat, larger than any type previously introduced. Petals brilliant orange with scarlet sheen. Full yellow center. . . . . Packet 25c.

**GALLARDIA GRANDIFLORA: "Portola Hybrids."** The well-known Portola variety and reproduce satisfactory from seed. Red with golden tip. Packet 25c.

**DIMORPHOTHECA: "Salmon Beauty."** New color in African Daisy; large flowering, true salmon shade. A remarkable cut . . . . . Packet 25c.

**ESCHSCHOLTZIA: "Ramona"** New Frilled. Distinct type, very charming. Single, the frills give it appearance of a semi-double. Color a pale, but glittering coppery gold with pink shadings. Packet 25c.

**FRINGED PETUNIA: "Pink Triumph."** Giant blooms, clear, bright, delicately fringed. Best fringed all-pink Petunias. Beautiful in beds and borders; and for window boxes. . . . . Packet 50c.

**SNAPDRAGONS: "Bassi's Seven New Giants."** New. Surpass anything yet introduced. Flowers of magnificent size much larger than the ordinary Giant Snapdragons. Grow five feet high, on strong, robust spikes. Fine variety of colors as follows: Apple Blossom, Rosy pink, white tube; Canary Bird, Canary Yellow; Copper King, Bronzy Copper; Old Gold, Yellow; Purple King, Deep garnet; Snowflake, White; The Rose, Begonia Rose; Giant Mixed.

**Collection,** 1 packet each of the seven named varieties above \$2.00 or Packet 35c.

**VERBENA HYBRIDA: "Colossus"** Rose Shades and Rose Auricula-Eyed. Beautiful new race. Flowers over one inch in diameter borne on large umbels. Plants have a more upright growth than ordinary. Packet 25c.

**ZINNIA: Giant Mammoth, or California Giant, "Miss Willmott."** At last a soft salmon-pink in giant size. Flowers enormous, in the most delicate, soft, salmon-pinks, flattened. . . . . Packet 25c.

### Gladiolus Collection

Special Offer

Ten each of ten named choice Gladiolus, beautiful colors, each separate.

100 . . . . . \$4.25

50 . . . . . \$2.25

Postpaid

### Gladiolus Giant Special Mixed

Choice variety of colors 100 for \$3.25 Postpaid

Write today for our 1929 book "SPRING GARDENING" It's Free!

### SPECIAL SEED COLLECTION

One packet each of the above ten outstanding novelties, valued at \$3.10 for \$2.75

COMBINATION OFFERS:	
Special Seed Collection . . . \$2.75	100 Gladiolus, ten named varieties \$4.25
100 Giant Mixed Gladiolus \$2.25	Special Seed Collection . . . \$2.75
\$6.00 value, postpaid for \$5.50	\$7.00 value, postpaid for \$6.25

Bassi Freres  
de Paris Est'd 1905

Seedsmen : Nurserymen

477 Main Street

New Rochells, N. Y.

# Mastick Dahlia Creations

"Lorelei" and "Miss Long-view" are two of our introductions for 1929, and are sure to delight all dahlia growers. They have unusual beauty, shape, size and stems that are all that could be asked for.

Besides these we have the best of the latest American introductions, and over twenty of the best European importations.

Also we have twelve varieties of "Stella" dahlias, a French novelty, which are exceptional for household decorations.

Catalogue sent free on request.

**M. G. TYLER**

1660 Denver Avenue  
Portland, Oregon

Member

- American Dahlia Society
- Dahlia Society of California
- Massachusetts Horticultural Society
- American Horticultural Society
- National Dahlia Society, Great Britain
- Societe National d'Horticulture de France
- Nederlandsche Dahlia Vereeniging, Holland

## HOODACRES DELPHINIUMS

Their BLUENESS BRINGS BEAUTY into the garden picture—greatly accentuated if the towering spires of HOODACRES WHITES bloom with them. These are the world's newest great flower creation. Hoodacres booklet illustrates them. Limited stock of seeds available now. Sow early for fall blooming.

**CHAS. F. BARBER**

Troutdale Oregon  
Location on Columbia River Highway

## Barclay Delphiniums

Truly the cream of American and English hybrids. Majestic, towering spikes of dignified loveliness—everyone of them a "super-flower."

I am booking orders now for spring delivery, all field grown clumps:—

Choice Mixed at \$11.00 per doz.  
Extra Choice Picked Types, Doz. \$25.00 and up.

"Extra Specials" (The newest)—each \$5.00, \$7.50 and \$10.00.

**Special** An especially fine strain of Unflowered Seedlings Ask for particulars and prices

My beautiful Delphinium booklet tells a wonderful story. FREE on request.

**JAMES FORBES BARCLAY**, Delphinium Specialist  
848 Pelhamdale Ave. New Rochelle, N. Y.

## Help Turn Waste into Wealth

DO NOT destroy vegetable refuse. It represents more than half the yield of the soil. By the simple ADCO process it can be converted into rich artificial manure and turned back to nourish that same soil.

Learn how you can use ADCO. With its aid every bit of non-woody vegetable rubbish—cuttings, vines, leaves from the garden, straw and corn-stalks from the farm—can be turned into clean, odorless manure. Let us send you our interesting booklet—it's free.

ADCO can be had from leading seed houses or direct from us. Simple directions accompany each package.



ADCO, 1738 Ludlow Street, Philadelphia, Pa.

## 5 GLORIOUS ROSES 50c

- RADIANCE (Pink)
- RED RADIANCE (Red)
- DIXIE (Shell)
- SUNBURST (Yellow)
- WHITE OPHELIA (White)



These Everblooming Roses are those usually chosen as the Five Best for any garden.

We will send you one each of these winners, in one-year pot plants, for only 50c postpaid.

## 8 Packets Fresh Flower Seeds 25c

- |               |              |          |        |
|---------------|--------------|----------|--------|
| 1 PACKET EACH |              |          |        |
| ASTER         | RAGGED ROBIN | PETUNIA  | COSMOS |
| SNAPDRAGON    | DIANTHUS     | MARIGOLD | ZINNIA |

Our Flower Seeds are second to none and better than most.

Send for This Special Offer.

### MORE REMARKABLE BARGAINS

- |   |        |                            |        |
|---|--------|----------------------------|--------|
| 4 HARDY GARDEN PINKS.....                         | \$0.50 | 12 CHOICE GLADIOLUS.....   | \$0.50 |
| 4 HARDY PERENNIALS,<br>All Different.....         | .50    | 4 GERANIUMS, All Different | .50    |
| 4 ASSORTED CANNAS,<br>All Different.....          | .50    | 17 GIANT PANSIES.....      | .50    |
| 3 PEONIES, All Different.....                     | 1.00   | 3 FINE JAP. IRIS.....      | 1.00   |
| 6 HARDY CHRYSANTHE-<br>MUMS, 1 Each, 6 Kinds..... | .50    | 4 HARDY BEGONIAS.....      | .50    |
|   |        | 4 HARDY ASTERS.....        | .50    |

Our Beautiful Catalog and Planting Guide is Free. Send for Your Copy

## THE GOOD & REESE CO.

PLANTS—BULBS—SEEDS

Box 203 SPRINGFIELD, OHIO

"The Largest Rose Growers in the World"

## DELICIOUS GIANT WASHINGTON ASPARAGUS

Fresh Daily From Your Garden

A small corner in your garden, plus as little as three dollars, will give you and your family an ample supply of Fresh Green Giant Asparagus for the next fifteen to twenty years.

If space is scarce, use this delightful perennial vegetable as a background in the flower border where its handsome feathery green fronds find favor with the modern gardener. Stalks one to two inches in diameter with flavor that is unsurpassed. Plant this Spring, cut next year.

Write for FREE booklet which gives prices and facts every garden lover should know

**SHOEMAKER'S  
RIVERVIEW FARMS**

Box 5 Bridgeton, N. J.



## Cragholme Nurseries

are growing certain varieties of shrubs wide spaced in the rows and the rows so far apart that the result is

## SPECIMEN SHRUBS

valuable for immediate effects.

If interested in such plants send for a marked catalog.

## Cragholme Nurseries, Inc.

H. B. PRINDLE, Manager and Treasurer

100 East 45th St. New York

Successor to the Retail Sales Department  
American Nursery Co.

Odorless and Weedless

## HUMUS

At the price sold it has no equal as a

## FERTILITY MAKER

It is the chief nitrogenous food of plants. It binds and makes a sandy soil hold moisture. It lightens and prevents a clay soil from baking. It increases the temperature of the soil which means quick germination. Its use means bacteria without which no plant life is possible. It puts back into the soil the life that is taken out each year.

It means better flowers, Trees, Shrubs, Vegetables and Lawns.

\$5.00 for 5, 100-lb. bags. \$18.00 per ton.  
f. o. b. Stanhope, N. J.

Cultural Directions for the asking

**H. B. PRINDLE**

70 East 45th Street New York

## FREE GARDEN BOOK

PACKED WITH INFORMATION

This FREE GARDEN BOOK is all about fruits, trees, shrubs, berries, grapes, vegetables and over 50 varieties of roses. Describes and pictures all best varieties, including many new ones. See Golden Winesap Apple, Red River Irish Cobler Potato and page on Nut Trees. Fourteen pages on flowers. Six pages on berries. Edition limited. Don't miss this chance. Write for FREE GARDEN BOOK. Now.

Send for your copy to: Sandorogger Nurseries & Seed House, 141 Court St., Boston, Ma.

The Best General Book  
for the Home Gardener

## GARDEN MAKING AND KEEPING

By HUGH FINDLAY

\$5.00 at all bookstores

DOUBLEDAY, DORAN & CO., Inc.

## DAHLIAS

Choice varieties, special collections and cultural hints described in my 1929 Booklet.

Send for copy

**MRS. T. L. TATE**

R1 Old Fort, N.C.



**FENCE**  
FOR EVERY PURPOSE  
ROSE ARCHES  
TRELLIS  
**BROOK**  
IRON WORKS INC.  
CHURCH ST. N.Y.C.

### NEW AND RARE PLANTS

We have several acres devoted to the propagation of New and Rare Plants, mostly collected from remote regions of China by Mr. E. H. Wilson of the Arnold Arboretum.

#### Three of the Finest Introductions

**KOLKWITZIA AMABILIS (Beauty Bush).** A free growing shrub of extreme hardiness, from 5 to 7 feet tall and as much through. It has graceful arching stems and tubular pink flowers are borne so abundantly that in June the whole bush is a shower of pure pink. Mr. Wilson, its introducer, considers the Beauty Bush one of the finest exotic shrubs ever brought into American gardens. Post-grown plants, \$2.06 each, postpaid.

**LONICERA KOROLKOWI FLORIBUNDA (Broad Blueleaf Bush Honeyuckle).** A very hardy shrub with ornamental, bluish green foliage, producing showy, pink blooms in May so profusely that the effect is of pink floating on thin mists. Strong plants, \$2.00 each, postpaid.

**SPIRAEA TRICHOCARPA (Korea Spirea).** A hardy, spreading shrub with broadly arching stems profusely clustered with snow-white blooms in June, much later, but more beautiful than the well known S. Van Houttei. Strong plants, 2 to 3 ft., \$1.50 each, postpaid.

**SPECIAL OFFER:** Collection of 1 plant each of the above three shrubs for only \$4.75 postpaid. (Delivery April and May).

*Many other choice plants and seeds offered in our Garden Annual. Copy mailed free upon request.*

**R. & H. FARQUHAR COMPANY**  
7 South Market Street Boston, Mass.

*A twist of the wrist guides it*

### THE REALLY IMPORTANT POINTS

Hundreds of letters from Moto-Mower users express growing satisfaction with the good work, economy, time saving, freedom from trouble and the easy handling resulting from Moto-Mower operation. These are the really important points. By returning the coupon below you will receive our new 3-color catalog.



*The Detroit Model Moto-Mower can now be equipped with a sickle bar for weed clipping at small extra cost. It can be attached by removing one nut from the tie rod.*

**THE MOTO-MOWER COMPANY**  
3249 E. Woodbridge St., Detroit, Mich.

Please send the catalogue to:

Name.....

Address.....

### RARE PLANTS and BETTER PLANTS

Living up to our policy of growing what other nurseries don't grow we are constantly adding to our collection of Rare Rock and Alpine Plants.

- At Mayfair, you will find
- Rare Alpines
  - Easy Grown Alpines
  - Rock Plants
  - Rare Natives
  - Rare Rock Garden Bulbs
  - Rare Ferns
  - Rare Evergreens
  - Rare Dwarf Shrubs

in fact the most complete collection of Rock and Alpine Plant material ever grown commercially in this country. Come in early April and you will see Crocuses, Tulips, Narcissus, Eranthis, Galanthus, Muscari and a score of others in full bloom.

Come and see us at the Nurseries or at the New York Flower Show, March 11-16th. Our Booth No. 124 is on the 2nd floor.

**MAYFAIR NURSERIES**  
93 HIGHLAND AVENUE  
BERGENFIELD, N. J.

### TEN CACTI

Healthy Plants, correctly named and no two alike, suitable for table gardens, sent postpaid for...\$1.50

Larger plants guaranteed blooming size.....\$2.75



Free List

**Bridwell Brothers**  
Winkelman Arizona

### WATER LILIES



Can be planted in spring, for beautiful blooms this summer. Fine rich colors, refined fragrance the rarest and fairest from the largest Water Lily Garden in the Country. Easy to grow. We are authorities on Water Lily culture; send today for our illustrated Catalog.

**The W. B. SHAW**  
Aquatic Gardens  
Kenilworth, Washington, D.C.



### Kemp's Wonder Dahlias and Glads

In 1928 I introduced two of the season's most sensational Dahlias—Kemp's Fort Monmouth and Kemp's Violet Wonder. From the many reports received from all parts of the United States and Canada, I am convinced that these two fine Dahlias won more Sweepstakes and Class prizes than any other two 1928 introductions—in many cases one or the other of these Dahlias won Best Bloom in Show. These and other Kemp introductions including my new Wonder Dahlias and Glads fully described in

**My 1929 Catalog**  
Free for the asking. A forty-page illustrated guide to the best in Dahlias and Glads. You will find some exceptional bargains offered in high grade Gladiolus collections.

**J. A. KEMP**  
Glad-Dahlia Specialist  
Box 181 A. H. Little Silver, N. J.  
For over 30 years, breeder and grower of Kemp's Wonder Glads and Dahlias.

### Scott's Creeping Bent for Perfect Lawns!

Sod in six weeks! A rich, velvety stretch of lawn that chokes out weeds before they can grow! With proper care no reseeded is ever necessary. You will have a deep, thick, uniform turf that's everlasting and makes your home a beauty spot. That's what you'll get if you plant Scott's Creeping Bent.

#### The New Super-Lawn

Creeping Bent—long recognized as the ideal grass for golf putting greens—is now producing Super-Lawns. Instead of sowing seed, you plant stolons or the chopped grass—and in a few weeks you have a luxurious lawn like the deep green pile of a Turkish carpet.



*This little book "Bent Lawns" is free to you. It is a valuable treatise on how you can have beautiful lawns. Write today for your copy.*

**O. M. SCOTT & SONS CO.**  
255 MAIN ST. • MARYSVILLE, OHIO

**THE RIGHT TOOL SAVES TIME**



**For Garden Lovers**

**H**ERE is a set of garden tools especially designed and built for those who delight in garden work. Each tool in the set is forged from finest steel. Beautifully lacquered handles are carefully formed to fit the hand.

The set consists of:

- The Eureka Hand Weeder for weeding and mulching.
- The Steel Garden Trowel for digging and transplanting.
- The Baby Warren Hoe, for seeding and weeding.
- The Gem Hand Garden Spade for mixing and pulverizing soil.

If your dealer has not yet stocked the Garden Set, Cat. No. 4GS, send us his name and \$2.35 and we will supply you direct, postpaid.

**THE AMERICAN FORK & HOE COMPANY**

1925 Keith Bldg. Cleveland, Ohio  
Makers of Farm and Garden Tools for over 100 years.

**FREE ON REQUEST**

—Valuable 56 page Garden Book. Gives accurate directions for every step in gardening. Write today.



**GARDEN SET**

**TRUE TEMPER**

**MAULE'S SEED BOOK**



When you plant Maule Seeds you plant **SUCCESS!** For you use Super-Tested Seeds, Guaranteed for Abundant Life. Plan before you plant with Maule's new Seed Book; a dependable garden guide for 52 years. A Post Card will bring it, **FREE**.  
Wm. Henry Maule Box 110, Philadelphia, Pa.

**PRIZE WINNING DAHLIAS**

Low Prices and satisfaction wherever grown. Jersey's Beauty, Gladys Sherwood, Mrs. Carl Salbach \$8.50. Sagamore, Trentonian, Papillon, Susan G. Tevis, Rookwood, Ambassador \$6.75. Ellinor Vanderveer, Mrs. Eleanor Martin, Copper King, Wizard of Oz \$1.00. Andreas Hofer, M. W. Wilson, Flaming Meteor, Mirafloza, Nagel's Roem, Paul Revere, The Bandit \$2.00. Many other choice varieties you will find in our list, sent to you on request.

**LAKWOOD DAHLIA GARDENS**  
1634 Mars Avenue, Lakewood, Ohio

**Luther Burbank's NEW Marvels In FLOWERS!**



Seed discovered by us, is Burbank's famous "TREASURE CHEST," his legacy to Stark Bro's, the one organization he selected to exclusively carry on and perpetuate his life work. **NEW DISCOVERED** flowers of exquisite colors and unique forms. Will make your garden delightfully different this year! Learn about the new **BURBANK CREATIONS**—Send now for **FREE** 1929 Catalog—all the New Burbank Flowers & Vegetables. Salesmen Wanted also.

Address Box AH 844  
**STARK BRO'S. at LOUISIANA, MO. 113 Years**

**Outstanding American Gladiolus**

CHAS. E. F. GERSDORFF

**M**UCH has been written on the Gladiolus of today and yesteryear. The tendencies, however, have been to boost the novelties rather than to make known those varieties which have withstood the test of time; or which through continued use by our exhibitors seemed to warrant more than passing notice. The Gladiolus Shows for 1928 have brought forth showings of varieties that have long been on the market, foreign as well as domestic. It is these latter sorts which should be brought to attention.

To that end I submit my bit in brief descriptions of some few of the best of them. These have become standard sorts, dependable alike for the exhibitor and the home garden maker.

St. THOMAS (Kunderd) is a sturdy reliable sort, of a color which proves attractive to many, nearly a burnt orange with dark throat blotches.

Mrs. FRANK PENDLETON (Kunderd) in light pink and brilliant blotches, one of attractive contrasts, has long been a favorite, and since its type has not as yet been matched in quality, or bettered, it may be expected to remain a favorite for some time to come. Another similar, but darker favorite to be depended on, is EVELYN KIRTLAND (Austin).

LONGFELLOW (Decorah Gladiolus Gardens) with its long spike of delicious pink blossoms is a real Beau Brummel among our popular ones.

Produced by a renowned color artist, Mrs. F. C. PETERS (Fischer) is a popular one; its color is all that an artist may desire, an orchid lilac with darker blotches.

Old CRIMSON GLOW (Betscher) as it is often referred to, yet not so old, is a strong reliable rich red, which holds its own with the newest ones.

Dr. F. E. BENNETT (Diener) is as full of joy and pep as the gentleman for whom it was named. If you know either you will grasp my meaning. A sturdy and reliable sort in rich orange scarlet coloring.

MAURICE FULD (Gage) is also a consistent prize winner, which should be in all American gardens. It is a beautiful begonia rose in color.

ALBANIA (Kemp), a waxy white is all that can be desired in that color, and is unusually reliable for a white.

GOLDEN SWALLOW (Austin) in soft yellow tones has endeared itself to many. It has not the big flower and spike of some of the others, but more than makes up for these in other qualities.

One that strongly reminds one of Dr. Bennett, is that one of Metzner's named MARIETTA, alike in all respects except color which is a deep salmon shade.

In lighter orchid tones than Mrs. Peters, is that fine one of Bill's, withal an excellent and dependable sort—OPALESCENT.

In light pink tones, one hard to beat is Coleman's GIANT NYMPH. Some of our well-known breeders have been very successful using this as a parent for other improved ones.

A brilliant medium shade of rich purple is found in that dependable sort from Vaughan—KALAMAZOO. It proves most satisfying.

LOS ANGELES (Houdyshel) is particularly desirable for its long blooming propensities. Rich salmon in tone, it is a most showy thing in a 10 foot border where it holds sway for a period of three weeks and longer.

Mrs. LEON DOUGLAS (Diener) and Mr. W. H. PHIPPS (Diener) have proved themselves consistent prize winners, the former in salmon pink robes flashed with scarlet, and the latter in nearly pure pink ones; both are glorious in many flowered massive spikes.

When one can obtain the true stock, Mrs. JOHN S. WOOD (Metzner) will prove a fit companion to Mrs. Leon Douglas, the same salmon pink, but with little or no flashing of scarlet.

FAY LANPHIER (Williams) can be depended on for spikes of very large begonia rose blossoms—I have seen them six inches across.

NELLIE GRANT (Metzner) is a beauty in robes of rich rose red. Stately and reliable, it is justly popular.

The most popular "blue" I really believe is KIRCHHOFFS VIOLET because of its unusual reliability as to growth and blooming qualities. It makes a handsome spike.

For a deep maroon, PURPLE GLORY (Kunderd) is most difficult to excel. It is one of the few that really open its flowers in flaring Amaryllis like blossoms.

FERN KYLE (Kunderd) has also proved a successful parent in the production of newer and better Glads. A very large white and cream, you will find it among the consistent prize winners.

In ETHELYN (Fischer) we have the American counterpart of that fine German variety Orange Queen, of the same fine orange yellow coloring and form, but blooming perhaps a week or ten days later.

In rich rosy carmine, Coleman's SUPERBA is all the name implies.

Though I have not presented to you more than a glimpse of the varieties which are such reliable sorts as to prove prize winners at our shows, staged very generally by amateurs, these few samples should open your eyes to the possibilities in Gladiolus for the American home; these and many more are easily within the reach of all, and but one of these sorts sold for 50 cents per bulb, though it is my frank belief that it and a few others will reach a lower price level during the season of 1929, most of them to be had at an average price of 20 cents each.



**The "Flowery Kingdom" Comes to America for Gardening Knowledge**

For centuries, the world has marveled at the gardening skill of the Japanese. Yet the Iwamoto Floral Company, Tokio, Japan, is using twelve copies of the Gardeners' Chronicle every month for the instruction of their staff. These experts find that America has much to teach them.

If the Japanese find the Gardeners' Chronicle so useful, surely no American gardener can afford to do without it. Positively, the foremost authority on gardening topics.

**7 Monthly Visits, \$1**

Send \$1 today, check, dollar bill or 2c. stamps; and we will mail you seven monthly issues. Or send \$2 for full year, plus the current issue, 13 issues in all.



**ALL FOR \$1.00**

1 each, JERSEY BEAUTY, ADALINE WINTER, and PAINESVILLE or PRIDE OF WINTERHAVEN, three fine decorative Dahlias at one-half price, postpaid, shipped at planting time, and Catalogue of 300 best new and standard Prize Winning Dahlias free if you order before April 15, 1929. 12-Acre Dahlia Nursery, marvelous collections of America's most gorgeous Autumn flower at prices to surprise you. Trial 100 Dahlia Seed like we plant \$3.50 postpaid. Order today.

**KENDAL DAHLIA GARDENS**  
MASSILLON, OHIO


Ask for a description of **THE NEW NATURE LIBRARY**  
Doubleday, Doran & Co.

*If you want the finest*  
**DAHLIAS**

*Send for Our Free Catalog*

It offers all the worthwhile Favorites of proven merit, as well as the winning Novelties that will become the Favorites of the future.


**Somerhausen Dahlia Gardens**  
Chestnut Hill  
Philadelphia Penna.






# The Heatilator

## brings smoke-freedom and double heat to fireplace charm



"If you build your fireplaces with Heatilators, you will be sure of satisfaction, without extra cost."



"Fireplace charm with Furnace-like Heat" is assured wherever fireplaces are built with Heatilators. Above is a Heatilator Unit as delivered, ready to install

It will cost you little if any more to have your fireplaces built with Heatilators than without. The savings in fire-brick, damper, smoke-box, labor and fuel more than cover the cost of the Heatilator.

And the use of the Heatilator absolutely assures proper construction—and consequent efficiency—of the fireplace. The common element of doubt is completely removed. There will be no possibility of disappointment with results. Heatilator-built fireplaces cannot smoke or fail to draw.

Moreover, you will be sure of double or treble heat—or more. You will not only have the directly radiated heat from the open fire itself, in maximum volume, but the indirect heat which in ordinary fireplaces goes to waste up the chimney or into masonry. The Heatilator surrounds the firebox with a double wall having cold air intakes and warm air outlets through which this surplus heat goes out into the room. The heat thus saved equals that of




Diagram shows installation of Heatilator in fireplace above. From home of Mrs. T. A. Middleton, Pleasantville, N. J.

a spacious furnace register. In early fall and late spring, without a furnace fire, warmth will come from

the fireplace in sufficient volume to assure comfort for all.

The Heatilator is merely a heavy rust-proof metal form around which the fireplace masonry is laid. It is a complete unit up to the flue. No damper need be bought, no smoke box built, no brick laid around the fire-box. It fits into any architectural design, can be used with any type of masonry, comes in a variety of

sizes, is the only known means of assuring proper fireplace construction; is fully guaranteed. If any Heatilator-built fireplace should fail to satisfy in every regard, we would willingly refund the purchase price and pay \$20 extra to cover removal and return.

Heatilators may now be seen in dealer's display rooms throughout the country. If your dealer has not yet stocked them, we will gladly send one for inspection at our expense. When you build your fireplaces, do not fail to use the Heatilator. It will add nothing to your total cost and will positively assure satisfaction. If you should wish to sell, it will help, because people look upon the Heatilator as a guarantee of value. No fireplace is modern without one. Mail coupon for full particulars.

HEATILATOR COMPANY

532 Glen Avenue, Colvin Station, Syracuse, N. Y.



Bahis Vista, home of Mrs. T. A. Middleton, Pleasantville, N. J.—Seward G. Dobbins, Architect.


# Heatilator Fireplace Unit

Heatilator Co., 532 Glen Avenue,  
Colvin Sta., Syracuse, N. Y.  
Without charge or obligation, please send Plan  
Sheets of modern fireplaces.

Name \_\_\_\_\_

Address \_\_\_\_\_

# Building . . . or Remodeling . . . plan Telephone Convenience for your Home



*Service can be fitted exactly to your personal tastes . . . it will add tremendously to living comfort and appearance*

1 1 1

If you are building or remodeling your home this spring, be sure to include *telephone convenience* in your plans. Telephones all through the house, for ease in placing and answering calls . . . sufficient telephone outlets to give flexibility of service . . . wiring and some of the apparatus *built in* . . . these and other features of modern telephone convenience will contribute greatly to the living comfort and smartness of your home.

Telephone convenience can be "custom built" to your individual tastes and requirements. It can be fitted exactly to every household.

The living room, for instance, suggests itself as a desirable location for a telephone in most households. So, too, do the library, sun porch, kitchen, reception hall and bed chambers. A telephone in the guest room is a nice compliment to your guest. When the basement is utilized as a recreation room or amateur workshop, a telephone adds immeasurably to its comfort. And the servants' quarters should, of course, be equipped so that all calls can be answered promptly.

Two or more telephone lines are desired by many families, for the added assurance this gives that at least one line will be available for incoming and outgoing calls.

And besides the general service arrangements, some people want additional equipment for special purposes. Push buttons and switches for intercommunication among the house telephones. Special bells and other signaling devices for particular uses. Portable telephones which can be plugged in where desired. Switches to cut off bells temporarily. Other switches for disconnecting the servants' telephone temporarily.

It is not at all necessary that you build or remodel in order to have complete telephone convenience. Your local Bell company will be glad to tell you how easily . . . and at how reasonable a cost . . . you can apply this new idea to your present residence. Telephone today for an appointment.





me

ted  
stes  
sly  
nce

g, be  
hones  
calls  
ervice  
e and  
tribute  
e.  
indi-  
ly to

rable  
o the  
bers.  
your  
m or  
o its  
e, be

ilies,  
will

ople  
tons  
tele-  
ular  
here  
ches

der  
Bell  
now  
our  
ent.



# Beauty and comfort can both be *wired* into your room

CAN you place the furniture in your living room just where you want it—and have lamps to light the large chairs and the couch? Can you give your decorative ideas full play—or are you hampered by insufficient convenience outlets? Only by having plenty of outlets, correctly placed, can you achieve real beauty of arrangement—and the very greatest comfort.

You must, of course, be able to plug in your cleaner at several points in the room, and you'll no doubt want



*Whether you are building a new home or rejuvenating an old one, you should plan your wiring with foresight and care. Write us for a helpful booklet W-103.*

one of those modern electric clocks. Consider all these points carefully when you plan your home . . . and remember that the General Electric Wiring System provides skilfully planned and adequate wiring for every room in your house. It gives you the comfortable assurance that all the wiring materials, *hidden behind your walls*, are the product of General Electric.

## GENERAL ELECTRIC WIRING SYSTEM



"RAJAH"—an attractive Karnean Marbled design in 9" square tiles. Sealex Linoleum No. 3042

**F**LOORINGS in keeping with the vogue of colorful furnishings . . . patterns so rich and lovely that you'll marvel at their smartness . . . want them for every room in the home! The chic up-to-dateness of *Sealex Linoleums* is of itself enough to win your lasting admiration. But — *these* linoleums are stain-proof and spot-proof, too! They laugh at dust and dirt.

For *Sealex Linoleums* are manufactured by a revolutionary new method, known as the *Sealex Process*, which tightly seals the tiny pores of the material against dirt and spilled things. Everyday household accidents never mar the velvety richness of the beautiful colorings.

Remember the name *Sealex* when you are buying your linoleum. There is a type for every interior — *home, shop or public building*. All *Sealex Linoleums* whether richly patterned Inlaid, Embossed, two-toned Jaspé, Romanesq, Plain or Battleship can be readily identified by the *Sealex Shield* which appears every few yards on the face of the goods.

CONGOLEUM-NAIRN INC., Gen'l Office: KEARNY, N.J. New York Philadelphia Chicago San Francisco Pittsburgh Boston Minneapolis Kansas City Dallas New Orleans Atlanta


**N**OW-  
floorings, too  
must be  
smart...voguish!



"SICILY"  
Sealex Linoleum  
No. 6141

"MERMAID" Sealex Linoleum No. 3043

"HADLEY"  
Sealex Linoleum  
No. 3/4207



# SEALEX LINOLEUMS

*Stain-proof - Spot-proof - Easily cleaned*

FREE — A valuable handbook on home-decoration by Winnifred Fales.  
Contains many helpful suggestions on home decoration. A Color Scheme

Selector comes with the book. Write to Congoleum-Nairn Inc., Kearny, N. J.  
for a free copy — or use this coupon. (Please print name and address clearly.)

Name.....

Address.....



# CHOOSE MAPLE . . . stain it any color!



Standard finishes  
manufactured and guar-  
anteed by Marietta Paint  
& Color Co., Marietta, O.,  
and Murphy Varnish  
Co., Newark, N. J.



MFMA No. 101—  
*Early American*



MFMA No. 104—  
*Silver Gray*



MFMA No. 108—  
*Orchid*



MFMA No. 107—  
*Pastel Green*



MFMA No. 106—  
*Royal Blue*



MFMA No. 105—  
*Dove Gray*



MFMA No. 102—  
*Spanish Brown*



MFMA No. 103—  
*Autumn Brown*

**W**HAT MAGIC beauty one sees today in homes floored with Northern Hard Maple! Here—a floor in soft gray. There—a floor in restful blue. A floor in rich, rare ebony . . . another in lovely orchid . . . each in perfect keeping with the color scheme of its room!

They are a new vogue—these enduring Maple floors in color. And you may have them in your home, at moderate cost. With special, fadeless penetrating stains which your painter can apply right in the room, it is now possible to produce permanent colors of your choice in this smooth, resilient hardwood flooring.

Enjoy this element of beautiful color in your floors—and secure, in addition, the many other unique advantages which Northern Hard Maple offers. Our book, "The new Color Enchantment in Hard Maple Floors," shows page after page of the newest colorful interiors. May we send you a complimentary copy? Just write us.

MAPLE FLOORING MANUFACTURERS ASSOCIATION  
1765 McCormick Building, Chicago

## Guaranteed Floorings

The letters **MFMA** on Maple, Beech or Birch flooring signify that the flooring is standardized and guaranteed by the Maple Flooring Manufacturers Association, whose members must attain and maintain the highest standards of manufacture and adhere to manufacturing and grading rules which economically conserve these remarkable woods. This trade-mark is for your protection. Look for it on the flooring you use.

**MFMA**

Side and end  
matched to per-  
fection—Maple  
makes a one-  
piece floor of  
lasting beauty.

# Floor with Maple

# METALLINE BROCADES

The ultimate in decorative  
Wall Coverings



**T**HIS group of decorative wall coverings, belonging to the Sanitas family, is so distinctive in texture and color tones that it is impossible to show the real beauty of the fabrics even in color printing.

They have a rich, lustrous, satin finish, the delicate embossing reflecting lights and shadows in a most pleasing manner. While they remind one of expensive, imported brocades, please remember that after all they are just as practical as other wall fabrics in the Sanitas line.

Metalline Brocades are ideally suited for wall panels in rooms where rich effects are desired, at a fairly moderate cost.

These fabrics, like other Sanitas styles, will not crack, tear or peel, and they are cleanable.

Your decorator will gladly show you Metalline Brocades as well as Sanitas styles for every room in the house.


If your decorator cannot show you the Sanitas Sample Book containing the complete line, write us.

*Write us for samples and descriptive booklet*

**THE STANDARD TEXTILE PRODUCTS CO.**

320 Broadway Dept. 30 New York

*When you visit Atlantic City, see our Sanitas Exhibit  
at 1410 Boardwalk, Central Pier*



*Ask your decorator to show you  
this new Sanitas Sample Book*





# A beautiful roof with unusual protection

*For use over old roofs + For new buildings*

Color, color, everywhere—and for everything! We are living in a day of color, and Genasco Latite Shingles are in keeping with the times and make a colorful roof. The roof in the illustration shows one of the many charming color combinations secured by the use of four different colors of Genasco Latite Shingles—red, green, blue-black, and Mix-Tone. Beautiful colors—unfading colors—that never require staining or painting.

Used in combination or as a one-color roof Genasco Latite Shingles offer a choice to harmonize with the architecture and color scheme of any home. Their moderate cost makes them appropriate for cottages, bungalows, barns, garages, and yet they are so beautiful that they are used on the finest homes.

Besides having lasting beauty, Genasco Latite Shingles also possess unusual durability. Not only are they made of tough, long-fibred asphalt-saturated rag felt, but they are also coated on both sides with Trinidad Lake Asphalt Cement which is manufactured from that wonder of nature—

Trinidad Lake Asphalt. Only Genasco Shingles are waterproofed with this material, and its weather-resisting qualities seal the saturant in the shingles and prevent them from drying out.

Genasco Latite Shingles make a roof that is storm-tight, fire-retardant, long-lasting, and economical. And there's an extra economy in re-roofing the Genasco way—right over the worn-out shingles. You avoid all the dirt and expense of ripping off the old roof—and it serves as additional insulation, making your home warmer in winter and cooler in summer. And if you are planning to build a new home, it will pay you to find out about Genasco Latite Shingles, for their many advantages are readily apparent.

Send us the coupon today for full information, and we will also tell you the name of the nearest concern which will give you an estimate of cost for roofing or re-roofing with Genasco Latite Shingles.

**The Barber Asphalt Company**


New York  
Pittsburgh

St. Louis

Philadelphia

Kansas City

Chicago  
San Francisco



Back view

The front views of the Genasco Latite Shingles show the attractive non-fading colors. The back view shows the patented "key"—invisible on the completed roof—that locks each shingle tightly to those underneath, and makes Genasco Latite particularly adapted for laying over worn-out shingles. The turned-under corner makes a double-thick butt that adds distinction to the completed roof.



**NEW HOMES FOR OLD**  
Used over your present siding or stucco, Genasco Latite Shingles add new and enduring beauty to your home. You save the cost of painting every few years, and your home is better protected besides.


**Genasco**  
Reg. U.S. Pat. Off.  
**Latite Shingles**

The Barber Asphalt Company, Philadelphia

Please send us, without obligation, full information about Genasco Latite Shingles, and name of the nearest concern to give me an estimate of cost for roofing or re-roofing my home.

Name.....

Address..... A. H. 3



### Our Guarantee

We, of The Trenton Potteries Company, make but one grade of ware—the best that we can produce—and sell it at reasonable prices. We sell no seconds or culls.

Our ware is guaranteed to be equal in quality and durability to any sanitary ware made in the world.

The Te-pe-co Trade Mark is found on all goods manufactured by this company and is your guarantee that you have received what you paid for.

## The Crowning Achievement of the Potter's Art



**M**ARBLEIZED CHINA—the newest creation in plumbing fixtures—introduces a charm and distinction in bathroom treatment of which the eye will never tire.

In the natural colorings and delicate veinings of Bottichino and other marbles, matched with rare skill and enriched with the gleaming lustre of genuine Te-pe-co Vitreous China and Porcelain, it harmonizes admirably with whatever treatment of walls and floor you may prefer. To the

beauty of marble is now combined the unequalled sanitary and enduring qualities of china. All Te-pe-co products carry the same trade mark guarantee of quality and durability that has made our ware, in tints and white, preferred by those who wish to be assured of better fixtures.

A copy of "Bathrooms of Character", Edition V-1, together with color chart showing the various tints and graining of Te-pe-co ware, will be forwarded upon receipt of 10c in postage.

### The Trenton Potteries Company

TRENTON, NEW JERSEY, U. S. A.

National Showroom—New York City  
101 Park Ave., Entrance on 41st St. Branch Offices:  
Boston, Philadelphia,  
Chicago  
Export Office: 115 Broad Street, New York City

**TE-PE-CO**  
ALL CLAY PLUMBING FIXTURES





AS you rest in deep comfort in this pleasing living-room of Mr. H. W. Prentis, Jr., you are conscious of the fine, old-fashioned charm of the Georgian period. Combined with this spirit of yesterday are many modern ideas you cannot so quickly sense. Walls, for example, are all insulated with Armstrong's Corkboard. Underfloors are concrete over steel beams, completely fireproof. And right at your feet is the most modern note of all—a quiet, springy, colorful floor of Armstrong's Handmade Marble Inlaid Linoleum, Design No. 89, laid with a two-toned border.



# This Pennsylvania home depicts the Gracious Georgian Manner

Residence of Mr. Henning W. Prentis, Jr., Lancaster, Pa.  
Frederick Houston, Architect, New York

NEAR the Lincoln Highway in Lancaster County, Pennsylvania, is this fine example of Georgian architecture.

Stately in line and spacious, its white-painted brick exterior bespeaks Colonial days, gracious living, comfort. Yet with all its atmosphere of old-time charm, this pleasingly designed home represents the very last word in modern-day construction.

Particularly is this evident the moment you step into the welcoming foyer. The floor you walk on is not hard, unyielding, noisy. Rather it rests your footsteps, quiets them, conveys a sense of unexpected comfort.

You note, too, that this floor *looks* quite unlike the floors in the average home. It has a soft shimmer. It is unbroken by cracks, by seams. It simulates all the elegance of old French floors, its colors inlaid and hand-polished to a rich eggshell gloss.

As you go from room to room, a pleasing variation of floor color-tone and design meets your eye. But the same foot-easy quality is unchanged. Even the bathrooms, the closets, present a quiet, springy and delightfully colorful floor surface.



What is it? Certainly not linoleum as you used to think of it. But nevertheless linoleum—modern Armstrong's Linoleum, cemented in place the modern way over soft, builders' deadening felt. It's modern Armstrong's Linoleum laid over reinforced concrete underfloors to make a perfect, fireproof construction. It's Armstrong's Inlaid Linoleum of the latest design, with colors inlaid to the burlap back so that they never scuff off, fade out, or need refinishing. It is the same



In the breakfast-room of this Pennsylvania home the floor is Armstrong's Handmade Marble Inlaid Design No. 79.

Armstrong's Linoleum that is being used by decorators, architects, and home-lovers everywhere who strive for refreshing newness and spirit in the interiors they create.

You can see the exquisite designs in modern Armstrong Floors at stores near your home—department, furniture, and linoleum stores. And a letter to us enclosing 10c (in Canada, 20c) brings you Hazel Dell Brown's latest color-illustrated story, "New Ideas in Home Decoration." Just published. Address Armstrong Cork Company, Floor Division, 915 Pine Street, Lancaster, Pennsylvania.



## Armstrong's Linoleum Floors


for every room in the house

PLAIN · · INLAID · · EMBOSSED · · JASPÉ · · PRINTED · and ARMSTRONG'S QUAKER RUGS



RCA RADIOLA 62—Cabinet model of the new RCA Super-Heterodyne. RCA Electro-Dynamic Speaker. Beautiful cabinet of walnut veneer with maple inlays, and ingeniously arranged doors.

\$375 (less Radiotrons)



# RCA RADIOLA 62

SUPER-HETERODYNE



Radiola Super-Heterodynes are built to meet the demand for expertly designed radio receiving instruments reproducing broadcast programs with the highest possible degree of realism. These RCA receivers of the "60" series are the finest Radiolas ever offered. They are the product of three great associated companies—RCA, General Electric and Westinghouse.



RCA RADIOLA 60—Table model of the new RCA Super-Heterodyne. Finest instrument of its kind ever built. Simplified house-current operation.

\$147 (less Radiotrons)

Buy with confidence  where you see this sign

RADIO CORPORATION OF AMERICA  
New York Chicago Atlanta Dallas San Francisco



RCA ELECTRO-DYNAMIC SPEAKER 106—The incomparable reproducing instrument of the type used in the new cabinet Radiolas. Operates from A.C. house current

\$88



A TILE ROOF OUTLASTS ANY HOME



Residence of Dr. Albert J. Irving, Bronxville, N. Y. Lewis Bowman, Architect. Roofed with IMPERIAL Shingle Tiles.

Use tiles and you can forget your roof forever  
*They never need repairs or replacement, and their color is imperishable*

To select IMPERIAL Roofing Tiles is to be assured of a *fireproof* roof that you can forget forever. Only its unfading beauty will remind you of its existence. Consider these advantages and you will agree that, despite their slightly higher first cost, tiles are the most economical roofing material you can choose.



Our interesting brochure, "The Roof," contains numerous full-color plates of distinctive tile-roofed residences. We will forward a copy on receipt of 25c (coin or stamps) or an illustrated color folder will be sent you *free!* Address: Ludowici-Celadon Co., Dept. B-3, 104 South Michigan Avenue, Chicago.

Chicago, 104 S. Michigan Ave.

LUDOWICI-CELADON COMPANY

New York, 565 Fifth Ave.

**IMPERIAL**  
Roofing Tiles

# WALLPAPER.. *approved expression of modern taste in home decoration*

**F**REE yourself this Spring from the drab tyranny of plain walls. For one-color surfaces are hopelessly *passé*. Wallpaper, with fresh new moods in line and color, is the mode decreed. Metropolitan decorators, social leaders, specialists in home modernisation, all sponsor this gladly-welcomed vogue. Any woman can give her home the smart modern touch with wall-

paper! "How to Modernise Your Home with Wallpaper" is a helpful book rich in stimulating suggestion. Lavishly illustrated in nineteen colors. A generous selection of actual wallpaper samples is included. If sold through stores the book would cost a dollar or more. We will send you both book and papers for *twenty-five cents*. Use the coupon at the foot of this page.



**Send for this book today!**

Wallpaper Manufacturers' Association  
461 Eighth Avenue, New York City

Enclosed is 25¢ for which send me your new book illustrated in nineteen colors, "How to Modernise Your Home with Wallpaper." Send also a liberal selection of actual wallpaper samples.

Name.....

Street and No.....

City.....State.....



Bring  
your home  
up-to-date . . .  
*with INSULITE,  
the double-purpose insulation*

Money filters through the uninsulated roof.

Pile on more fuel—run the furnace full tilt. You can't heat all out-doors, so the thing to do is to—

—line the attic with INSULITE and reduce heating costs.

In summer the difference will be just as great; every room in the house many degrees cooler.

Besides the *comfort* thus achieved, many attics—when finished off with INSULITE Wall Board—will make ideal play rooms, workshops, sleeping quarters, sewing rooms and the like.

Many helpful suggestions for the use of INSULITE—the double-purpose, all-wood-fiber insulating board—are contained in the booklet—"Rooms of Happiness." Write for a free copy.

THE INSULITE COMPANY  
1208 Builders Exchange      Department No. 7  
MINNEAPOLIS, MINN.



INSULITE  
*the Wood-Fiber Insulating Board*



## You can barely hear it !

**W**HEN the proud owner of a General Electric Refrigerator takes her friends in to see it, the first comment is apt to be "Why it's so quiet—you can barely hear it."

The thing which seems to impress everyone is the extreme quietness with which these refrigerators operate. Their unique construction has indeed established a new standard for quiet operation.

This design, however, accomplishes something even more important. It makes possible the top-unit arrangement—a distinctive feature found

only in the General Electric Refrigerator. Placing the unit on top makes it possible to enclose all the machinery—together with a permanent supply of metal protecting oil—in an hermetically sealed steel casing. There the hidden machinery, always oiled, remains safe from dust and difficulties. No one can tinker with it—no one needs to.

All the heat generated is allowed, with this design, to rise above the refrigerator. Installation is simplified. Upon delivery, the entire mechanism is merely lowered into the top of the specially constructed cabinet. It


is then placed where you want it and plugged into any electric outlet. There's no plumbing, for no drain pipe is necessary.

Quietly, automatically, the General Electric Refrigerator gives you the perfect refrigeration that does away with food spoilage and safeguards health. It provides a generous supply of ice, makes menu-planning so much easier, permits you to serve the sort of food that your guests will instantly recognize as perfect.

For further details, just drop us a card asking for Booklet Q-3.

# GENERAL ELECTRIC Refrigerator





*Gypsophila "Bristol Fairy"*

## Nature Never Made A Lovelier Gypsophila

LARGE sprays of pure white, rosette-shaped flowers, much larger than the old form of Baby's-breath, come in late June, and continue to come until frost. Charming when used with delphiniums, gaillardias, and other flowers.

Extra good 1-year field-grown plants, 50 cts. each, \$5 a dozen.

2 year 75 cts. each, \$7.50 a dozen.

Four new hardy Chrysanthemums, a trio of new Pinks, and a strain of new Day Lilies, are presented in our 1929 catalogue which is now ready for mailing. Send for a copy.

THE BRISTOL NURSERIES, Inc.

Box G

Bristol, Connecticut



Coldwell "L Twin" Motor Lawn Mower and Roller. Mows and rolls simultaneously 4 to 6 acres a day. With gang units attached it cuts 10 acres a day on one gallon of gasoline.

## A NEW TYPE OF MOTOR MOWER BY COLDWELL

You can bank on the Coldwell "L Twin" Motor Lawn Mower and Roller to deliver years of dependable, trouble-free service under all conditions of usage. Moderate in price.

*There's a size and style of Coldwell Power Lawn Mower and Roller at the price you want to pay. Your dealer will demonstrate. Write to factory for descriptive literature.*

HAND  
—  
HORSE

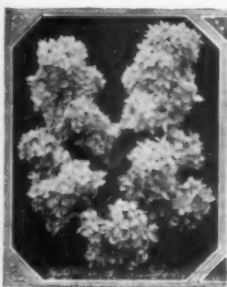
**COLDWELL**  
DEPENDABLE LAWN MOWERS

ELECTRIC  
—  
GASOLINE

COLDWELL LAWN MOWER COMPANY, NEWBURGH, N. Y., U. S. A.

# BRAND

## Improved French Lilacs



Our stock of French Lilacs is one of the largest and finest in the country. We have 27 of the most beautiful, imported French Creations, all on their own roots, which insures hardy and prolific blooming lilacs. These Lilacs may be planted in either the spring or fall with excellent results.

## Improved Philadelphia (Mock Orange or Sweet Syringa)

We have more than twenty thousand specially selected Philadelphia in storage at the present time. They comprise 13 of the very latest Lemoine introductions from France.

## Peonies and Irises

Flower lovers throughout the land always think of Brand Peonies and Irises as the most beautiful of all flowers. Our Peony and Iris Collections comprise all the new and original Brand Creations as well as the most popular favorites. Our new Peony Manual which gives the history of all Peonies is given Free with an order for peonies amounting to \$5.00 or over. Our catalog is sent Free on request.



## BRAND PEONY FARMS

Box 32

Faribault, Minn.

## A Gentle Shower at Your Finger Tips

A GENTLE shower for your growing things is yours any time you want it when you have a Double Rotary Sprinkler. Just a turn of a valve puts this efficient sprinkler into instant action. Your shrubs, flowers, garden and lawn are given refreshed beauty whenever needed. Sprinkles over a circle of 5,000 square feet. Will not pack or wash soil.

Don't let dry weather spoil your garden or lawn this year. Solve your sprinkling problem right—and for years to come with a Double Rotary. Sturdily built of best materials. Bronze and steel gears run in bath of oil. Has easily adjustable nozzle and skid base. Standardized parts. Nothing to get out of order.

TRY 10 DAYS. If not absolutely satisfied, your money will be refunded. Price \$12.50 postpaid. Illustrated literature on request.

Dealers: Write for Special Proposition.

DOUBLE ROTARY SPRINKLER CO.  
101 Coca Cola Bldg. Kansas City, Mo.

DOUBLE ROTARY  
PAT. OFF.  
SPRINKLER  
Next Best to Rain








# Label Your Plants Permanently 50¢ DOZEN

Ordinary labels are soon destroyed by weather. Get more enjoyment out of your garden, flowers, shrubs, trees, evergreens, etc. Keep name records by attaching Simplex time resisting labels. Marking once made with a common pencil remains sharp and clear for years—indeinitely. Widely used for 14 years. Records can be easily erased and labels used repeatedly.

## SIMPLEX WEATHERPROOF PLANT LABELS WITH COPPER WIRES



are made of opaque white celluloid with specially prepared writing surface. A transparent mica cover protects the writing perfectly. Soft copper wire attaches label to plant.  
 No. 1: 3 x 1/2 in., 50¢ doz., \$3.00 per 100  
 No. 2: 4 x 1/2 in., 75¢ doz., \$5.00 per 100  
 No. 3: 5 x 1/2 in., \$1.00 doz., \$7.00 per 100

### SIMPLEX GARDEN LABELS

For setting into the ground. The metal card holder is welded to 24 in. iron stake. Beautifully finished in dark green baked enamel. Celluloid card and mica cover slip tightly into card holder.  
 No. 10: 2 1/2 x 1 1/2 in., 25¢ each  
 No. 11: 3 x 2 1/2 in., 30¢ each

Sold by dealers. If yours hasn't them write us his name and we will see that you are supplied. Do not accept substitutes. 100% satisfaction guaranteed. Descriptive folder free. All prices include delivery in U.S.A. with full directions.

**CHARLES STEWART CO.**  
 222 Broadway New York

## HILLCREST SUPER DAHLIAS

WE offer for 1929 the following giant, field grown, stunt free dahlias, which represent the cream of the dahlia world.

These tubers guaranteed true to name. Prepaid.

### Collection A

Jane Cowl, Dec., Salmon-Buff; Ft. Monmouth, H. C., Claret; Watchung Sunrise, Dec., Amber Pink; Beatrice Raver, Dec., Pink and White; Harry Meyer, Dec., Lavender-pink. Bought separately elsewhere would cost \$42.50. our price \$27.50.

### Collection B

Ambassador, C., Fawn and Yellow; Bob Pleuse, H. C., Crimson, tipped white; Charles Stratton, Dec., Light gold; Calizona, D., Deep gold; Eaglerock Sunshine, C., Canary; Jersey's Beacon, D., Chinese Scarlet; King Tut, D., Dark red; Mariposa, H. C., Lavender-pink; Mordella, D., Apricot; Margaret W. Wilson, D., Opalescent pink; Rose Fallon, D., Deep gold. Any seven, \$5.00.

### Collection C



Champagne, Jersey's Radiant, Mrs. I. Warner, Mrs. Carl Selbach, St. Francis, Susan G. Tevis, Tryphinnie, His Majesty, Emma Marie, Paul Michael. Any seven \$3.00.

## HILLCREST ROSERIES

Roy Mikle, Prop. Box 228 Progress, Penna.

ROSES DAHLIAS PEONIES IRIS

## Makes Play of Grass Cutting



### THE MILBRADT POWER LAWN MOWER

Operates so easily and cuts so smoothly that it is a pleasure to keep your lawn looking like velvet. Two sizes—20" and 27" wide. Can be used to trim around trees, shrubbery and flower beds. Cuts close to hedges and fences.

Write for illustrated folder

**MILBRADT MANUFACTURING CO.**  
 Established 1895  
 2417 N. Tenth St. St. Louis, Mo.

## DERRING-DO DAHLIAS



Dr. John H. Carman

### Color Collections

In our 1929 catalog you will find two remarkable collections of Dahlias selected from those varieties that are the most dependable growers and least subject to insects and diseases. These are "Dahlia bargains."

### Other Dahlia Information

Including fertilizer chart, soil texture test, pruning charts, cultural hints, not only on the growing of Dahlias, but special suggestions on specific varieties, and a full description of the Derring-Do Dahlias, including our new

### "Dr. John H. Carman"

Certificate of Merit 1928 at American Dahlia Society Trial Grounds, included in the American Home Honor Roll as an outstanding new Dahlia. Ask for copy.

**DERRING-DO DAHLIAS**  
 Frederick E. Dixon  
 SCOTCH PLAINS NEW JERSEY

## Free HOW TO PLANT



This valuable little booklet "How to Plant" will help you. Sent free with our big 1929 catalog that lists everything needed for tastefully landscaping your home. Standard and rare varieties, Shrubs, Trees, Evergreens, Perennials, Bulbs and Fruits. Special—Ten (10) White Regal Lily 3 in 4-inch bulbs for \$1.00 prepaid.

THE COLE NURSERY CO. Box 25 Painesville, Ohio

## GLADIOLI 200 BULBLETS 25c. 1000-\$1.00 choice varieties

Some retail at 50c. Full instructions for growing.  
 50 Large or 100 Medium bulbs, Standard variety \$1.00  
 50 Large or 100 Medium bulbs, Fancy variety \$2.00  
**An Unusual Mixture—50 Large Bulbs \$5.00**  
 Containing such varieties as Henry Ford, Bengal Tiger, Albania, Deadmona, Gold London Smoke, Mrs. Lure Douglas, G. Nymph, Gudasure, etc. IRIS—25 mixed. Many colors \$1.50-100-\$5.00. 10 Delphiniums, Different shades, \$1.10; Jap. Lantern Plants \$1.00; 4 Phlox no 2 alike \$1.00; 4 Lilies, Blazing Star \$1.00. All Prepaid. Send for price list.  
**F. PALMITER & SON** Janesville, Wis.

Write Doubleday, Doran & Company, Inc., Garden City, Long Island, for a list of their

### NATURE BOOKS

## BLUEBERRIES

### Larger Than a Wedding Ring

Selected and bred for large, delicious, crispy smooth berries, and vigorous, productive, beautiful bushes. Strong, healthy plants, true to name—Aristocrats for your garden

## WHITESBOG BLUEBERRY NURSERIES

Headquarters for Purebred Blueberry Plants  
**JOSEPH J. WHITE, INC.**  
 WHITESBOG, NEW JERSEY

## HARDY OUTDOOR FERNS



We offer prepaid by parcel post, 6 Ostrich, 4 Sensitive, 4 Evergreen, and 6 Lady Ferns, 20 in all, 5-year-old clumps for \$5.00. Or one half collection for \$3.00. All 5 years old guaranteed to grow.

### Rock Garden Plants

Suitable for moist, shady or sunny situations, specify place. Our selection of varieties.

One each of 10 varieties for	\$ 2.25
" " " 20 " " "	4.50
" " " 30 " " "	6.75
Three " " 10 " " "	5.00
" " " 20 " " "	10.00
" " " 30 " " "	15.00

Prices include transportation. Catalog mailed free. Let us quote on your specified Want List.

**FERNDALE NURSERY**  
 Askov Minnesota

## NORTHWEST DAHLIAS

"From Puget Sound Country cannot be beat"

22 years experience growing the best New American and Imported Dahlias. Reliable tubers sent out with live "eyes," true to name. Our 1929 introduction "WESTERN GIANT" largest we have ever grown. State Inspected and Licensed Gardens. Prices reasonable.

Write for catalog, ready now

**LEE'S DAHLIA GARDENS**  
 (Oldest and largest in the state)  
 University Place Tacoma, Wash.



## Certified Dahlias


UPHOLDING the reputation we enjoy among Dahlia lovers everywhere, and maintaining that leadership established in past years by the many exceptionally fine Novelties we have introduced—we present our Catalogue for 1929.

This book, featuring several beauties in natural colors, should be in the hands of everyone interested in procuring the "Best in Dahliadom."

A postal card brings your copy to you by return mail.

**WAITE'S GARDENS**  
 INCORPORATED  
 EATONTOWN (Box G), N. J.

# PROTECTION!



for only  
**\$26.50**

A most attractive kennel yard for the protection of your dogs and puppies. Trim, sturdy, durable. Can be set up at a moment's notice with very little effort—there's no posts, or post holes or wire-stretchers to bother with. Just push the legs into the ground and wire the sections together.

## "Buffalo" Portable Fencing System



FOR \$26.50 you receive our trial assortment No. 1-A, which will make a yard 14 ft. by 7 ft. by 5 ft. high, including gate. This set can be added to as your needs increase. Send check, New York draft or money order. (Shipped F. O. B., Buffalo, N. Y.)

Write for Booklet 80-G

**BUFFALO WIRE WORKS CO., INC.**  
Formerly Scheeler's Sons, Est. 1869  
467 Terrace Buffalo, N. Y.

## Colonial Houses

Remodeling of old Charleston houses, with wood carvings of an early period, appeals to anyone with vision.

**W. B. GADSDEN & CO.**  
Charleston South Carolina

**D. D. STREETER**  
Architect  
217 Havemeyer Street, Brooklyn, N. Y.

## SOUTH JERSEY SHORE

Homes of the better kind in Chelsea, Ventnor and Margate, the residential sections of Atlantic City.

**DAVID E. GARDINER, Realtor**  
SALES and RENTALS  
301-2 Schwehm Bldg. Atlantic City, N. J.  
Phone Marine 930

## Singing CANARIES

**BREED THEM AT HOME**

Enjoy the singing—and profit by raising them. Special offer includes pair of selected **HARZ MOUNTAIN** birds, breeding cages, nest, nestings and full instructions. Birds shipped safely anywhere.

Instructive booklet on "Home Pets and How to Care for Them." Send 10c for copy to Dept. "H."

**\$12**

**Bartels**  
45 CORTLANDT ST., YORK

## FOR THE SUNNY ROCK GARDEN

Here is a selection of 20 good varieties of plants suitable for a small Rock Garden, all will give a charming effect and are not too difficult for the inexperienced Rock Garden enthusiast:

- |                      |                        |
|----------------------|------------------------|
| Arabis alpina        | Statis incana          |
| Saponaria ocyroides  | Sedum stahlii          |
| Gypsophila repens    | Sedum kamschaticum     |
| Nepeta mussini       | Sedum stoloniferum     |
| Phlox subulata       | Sedum album            |
| Dianthus deltoides   | Campanula carpatica    |
| Dianthus caesius     | Sedum spectabile       |
| Tunica saxifraga     | Campanula rotundifolia |
| Arenaria montana     | Aquilegia canadensis   |
| Sempervivum tectorum | Veronica teurium       |

We will send you 3 each of these 20 varieties each variety plainly labeled for only \$10.00, or 1 of each variety for \$4.00

If you are interested in other varieties of Rock Plants, Delphiniums, Hardy Phlox, Hardy Perennials or Wisconsin Wild Flowers, write for my attractive little catalog, "Hardy Plants for the Home Garden", which I'll gladly send free.

**W. A. TOOLE, Garry-Nee-Dule**  
Baraboo - - - - - Wisconsin

## BOLENS Tractors for Small Farms and Gardens

**Now** you can motorize your light plowing, harrowing, seeding, cultivating, lawn mowing, spraying and field mowing. So easy to operate a boy or girl can do the work. Turns by its own power. All tillage implements are instantly interchangeable.

BOLENS tractors are built in two sizes—model DJ for the gardener, florist, truck grower and others who require a light weight machine for close and accurate wheel hoeing, lawn mowing, spraying, etc.—model IQ heavier and more powerful, two speed with gear shift for light plowing, harrowing, field cultivating, field mowing and other work on suburban farms and estates.

BOLENS tractors have fundamental advantages not found on other makes. Patented arched axle for clearance and vision, simple natural tool control for extremely accurate work, one hand double clutch drive, power turn, offset handles and other vital features. Pulley for belt work. Thousands already in use.

Write for free catalog, time payment plan.

**GILSON MANUFACTURING COMPANY**  
803 PARK STREET  
PORT WASHINGTON, WIS.

## Ring-Neck Pheasants

Best in this Country. Reared on free range. Live arrival guaranteed. Tested breeders and magnificent young stock. \$11.50 per pair, \$16.75 per trio. \$33.00 per pen of 5 hens and 1 cock. \$5.00 each in lots of 100 or over. Ready to ship at once. 25% deposit reserves your birds.

**H. & M. G. Mitchell**  
Kittery Point Maine

- |  |        |
|--|--------|
| 50 Mastodon Strawberry Plants  | \$1.00 |
| 300 Genuine Mastodon Plants  | \$5.00 |
| 200 Senator Dunlap Plants  | 1.00   |
| 12 Welch Concord Grapevines, 2 yr.   | 1.00   |
| 10 Apple Trees, your choice of varieties   | 2.00   |
| 10 Early Rich'd or Montmorency Cherry Trees  | 3.00   |
| 10 Elberta Peach, or your choice of varieties  | 3.00   |
| 10 Pears—Kieffer, Bartlett or Seckel   | 3.00   |
| 10 Plums—3 Waneta, 2 Sapa, 2 Terry, 3 Apricot  | 3.00   |
| 100 Rustproof Asparagus  | 1.00   |
| 25 Rhubarb, the old reliable pie kind  | 1.00   |
| 10 Downing gooseberries or currants, 2 yr.   | 1.00   |
| 4 Peonies—2 dark red, 1 white, 1 pink  | 1.00   |
| 50 Gladiolus, rainbow colors, large bulbs  | 1.00   |
| 4 Hydrangeas, P. G., nice plants   | 1.00   |
| 20 Spirea Van Houttei, 18 inches high  | 1.00   |
| 100 Amor Privet or Barberry hedging  | 5.00   |
| 4 Climbing Roses, 2 yr., your selection  | 1.00   |
| 3 Bush Roses, 2 yr., your selection  | 1.00   |
| 100 Red Raspberries, Early King  | 2.00   |
| 100 Harvest Blackberries   | 2.00   |
| 31 Flowering Shrubs with planting plans  | 4.00   |
| 8 Phlox—Pink, Red and White  | 1.00   |
| Good 2 yr. 4 ft. branched trees, all prepaid. Order from this ad. Checks accepted. Satisfaction or money back. Wholesale Catalog in colors FREE. |        |
- WEICH NURSERY** SHENANDOAH, IOWA

Dog kennel with partition. Walls and roof of cedar. Hard pine floor. Price \$22.



Rose Arbors  
Garden Houses  
Trellises  
Play Houses  
Garden Seats  
Pergolas  
Bird Houses



Old homestead bird house, 10 rooms, 16-foot pole. Price \$15.



Laying-house for 12 hens. Price \$35.

Dog Kennels  
Picket Fences  
Lattice Fences  
Pet Stock Houses  
Tool Houses  
Poultry-houses  
Play Boats

**E. F. HODGSON COMPANY**

1108 Commonwealth Ave., Boston 6 East 39th St., New York

## The World's Best Glads!

Free catalogue describing the champions of the big shows, and popular favorites, giving their ratings, blooming dates, names of originators, cultural directions and suggestions on arrangement. Trial order: 25 large bulbs in blended shades of any one color, or mixed colors, for \$1.50; 100 bulbs for \$5.00. Medium sized blooming bulbs for \$3.00 per 100. All prepaid.

**Elmwood Terrace Gardens**  
Bennington, Vermont

## SEEDS Grown by a Woman

Everybody is delighted with my new Flower Seeds 5 Pkts. Easy to Grow. Bloom 10c all summer. Mailed Postpaid for One packet each of *Petunias* 89 varieties, *Calliopsis* 27 kinds, *Poppy* 56 sorts, *Garden Finks* 58 kinds, *Saxifrage* 76 best varieties.

**Guaranteed to Please**  
Order today. Send 10c to help pay postage and packing and receive the above 5 pkts., (305 varieties over 2000 seeds) and my new bargain Seed and Plant Book.

Charlotte M. Haines  
Dept. 835 Rockford, Illinois

## UNCAS DAHLIA FARM

Uncasville Conn.  
Largest Grower in Connecticut. Send for Free Catalog of the World's Choicest Dahlias. Special: Send me \$3.00 and I will send you 12 Dahlia Tubers all true labeled to name, worth \$6.00.

W. F. BROWN  
Uncasville Connecticut

Farm more profitable and your home more beautiful by planting our Fruit Trees and Ornamentals.  
Our new descriptive Planting Guide sent FREE. Write for it.  
**TITUS NURSERIES**  
Waynesboro, Virginia

## ROUGH ON RATS

THE OLD RELIABLE  
DONT DIE IN THE HOUSE  
Sole at all Drug Stores  
Use the world over for generations  
E. S. WELLS, Chemist JERSEY CITY, N. J.



Made of the Sweet Smelling Jersey Cedar, 2—for \$5.00 and Post Charges. **CRESCENT CO.** 4 Mill St., Toms River, N. J.

In every issue of *The American Home* you will find a beautiful sepia insert of charming small houses, especially designed for *The American Home* by nationally known architects. 12 issues for \$1! Address, Garden City, N. Y.



## Waterlily Booklet Free!



Illustrated in color. Describes gorgeously colored and delightfully fragrant Waterlilies, Lotus, water plants and goldfish. Gives cultural directions, shows how to build a pool and plant a tub garden. A copy will be mailed on request.

**Waterlilies will bloom from Spring until heavy frost**

Nothing in the garden is quite so fascinating as the Lily pool with its superb flowers, unusual plants and flashing goldfish. Be sure to write for the catalogue today.

**Arlington Waterlily Gardens**  
Box 676 Arlington, New Jersey

## Dwarf Fruit Trees Bear Second Year After Planting

Extremely desirable for small gardens. Produce larger and better fruit than standard trees. Dwarf Apple Trees, 25 kinds 95c each. Pears, 20 kinds 85c each.

**Asparagus Plants**  
Full of vigor. Best kinds for home and market. 25 Washington 2-year strong Roots, \$1.00, postpaid. 100 Roots, \$3.00. Every garden should have Asparagus. Catalog tells how to grow it.

**The Wonderful New OSWEGO APPLE**  
The most beautiful apple in the world. Tree hardy, prolific, early bearer. Fruit fine quality, good keeper. Extra Large Four-year-old Trees, \$1.50 each.



**PLANTS TREES SHRUBS For Spring Planting**  
We make a specialty of everything needed for planting the Home Grounds, the Fruit Garden and Orchard. 48 years in business. Get our free Catalog and low prices.  
L. J. FARMER, Box 248, Pulaski, N. Y.

**Rhododendrons in three varieties**

**Kalmia latifolia (Mountain Laurel)**

**Azaleas in variety**  
**Leucothoe**  
**Pieris Floribunda**  
**Fruit Trees and Fruit Plants**  
**Flowering Shrubs in variety**

Send Want List for Price Catalogs Upon Request

**The Morris Nursery Company**  
47 W. 34th St. New York City, N. Y.


## GLADIOLUS BULBS

My famous "RAINBOW COLLECTION" will delight you. One bulb each of 30 different varieties, all colors. Would cost nearly \$3.00 if separately labeled. Blooming size. Planting hints included. Satisfaction guaranteed.

\$1.00 postpaid

Send for my new 36-page GLADIOLUS BOOK, describing 175 beautiful varieties, many new and choice. Has cultural hints, collections, special offers, and 45 illustrations. IT'S FREE!

**Howard M. Gillet**  
Gladiolus Specialist  
Box 252 New Lebanon, N. Y.



## Give your home this ever-increasing beauty

GIVE it an enchanting setting by having it peep out from a screen of evergreens. Don't delay—the years go quickly. Make your planting this season and let Nature be doing her perfect work in making the home more beautiful and valuable each and every year.

Hill's Evergreens give the magic touch. We have made the growing of evergreens a specialty for seventy-three

years. Nothing but evergreens in our great 500-acre nursery.

Our catalog, profusely illustrated (40 large illustrations in colors), is a most helpful book in suggesting what and how you should plant. Write for it enclosing 25 cents (coin or stamps) which will be refunded on your first order.

**D. HILL NURSERY CO.**  
Evergreen Specialists  
Largest Growers in America  
Box 106 Dundee, Ill.

## HILL'S EVERGREENS



The Dayton Curved Eave Greenhouse is the finest money can buy. The Dayton Straight Eave (in oval) is the ideal low cost greenhouse.

## The Joys of a DAYTON GREENHOUSE can be yours easily

WHAT unceasing joys—what soul-satisfying pleasures the Greenhouse Garden holds for you! You'll never know the real delights of gardening until you gather flowers in a snowstorm!—until you can plant and prune and pluck your favorite flowers and vegetables, all the year 'round in your own Greenhouse garden.

The Dayton Greenhouse is an exquisite crystal garden of lasting beauty and economy. There are designs created by Dayton Greenhouse

craftsmen to fit every purse and requirement.

Dayton Straight Eave Unit-Built Greenhouses range in price from \$500 to \$3000. The Dayton Curved Eave Greenhouse models are priced from \$2500 upward. We will gladly, without obligation, submit an estimate on the house you have in mind. No representative will call save on request from you. The Greenhouse Book will give you detailed information. Send in coupon below.

**THE DAYTON GREENHOUSE MFG. CO.**  
DAYTON, OHIO

"THE GREENHOUSE BOOK" SENT FREE

**Dayton Greenhouses**

The Dayton Greenhouse Mfg. Co.  
Dayton, Ohio  
Without obligation, please send Greenhouse Book.

Name .....

Address .....



## GLADIOLUS

Are Ideal for Home Decoration

You will be delighted to grow the varieties that are offered in my new book. Many are recent introductions of both American and European origin that have proved to be prize-winners in the flower shows. These will add new forms and new colorings to your collection and thus enhance the charm of your gardens.

In my new book, "SUPERIOR QUALITY GLADIOLUS OF SELECT VARIETIES," are listed 168 varieties, reasonably priced. This book is illustrated, gives complete descriptions, and also contains full cultural directions.

SEND FOR A COPY—IT IS FREE!

**Nathan Van De Car**  
128 Strong Avenue  
Syracuse, N. Y.



## RHODES Double Cut Pruning Shear

The only pruner that cuts from both sides and does not bruise the bark. Forged from solid tool steel. Durable. All styles and sizes. Delivered free to your door. Send for illustrated circular and prices.

**RHODES MFG. CO.**  
337 S. Division Ave. Grand Rapids, Mich.

## Iris Perennials Rock Plants Peonies

100 Selected Bearded Iris  
180 Varieties Perennials  
50 Selected Peonies  
75 Rock Plants  
18 Sedums 35 Phlox

Dwarf, Japanese Siberian Iris  
We ship only such plants as we would expect to receive.

1929 Catalog Now Ready  
**Hillside Gardens**  
Estes Street  
Amesbury, Mass.

# Why 47 years ago LISTERINE

checked

## Sore Throat

--and why it still does



**"GREAT!"**  
men say. They're enthusiastic about Listerine Shaving Cream. You will be also when you try it. So cool! So soothing!

**M**EN and women of the early 80's no less than those of today, were justified in their faith in Listerine as a first aid in checking sore throat and other simple infections.

For Listerine, then as now, was a safe antiseptic yet an extremely powerful one. It has never been necessary to change the Listerine formula to meet new and difficult requirements imposed by modern discoveries in therapy.

Repeated tests in laboratories of national repute, show full strength Listerine to be so powerful that it kills even the virulent *B. Typhosus* (typhoid) and *M. Aureus* (pus) germs in 15 seconds. These germs are used by the U. S. Government to test the power of antiseptics.

Recognizing Listerine's germicidal action you can understand why it is effective against winter ailments. The moment it enters the mouth it attacks bacteria that lodge there, causing sore throat, colds, grippe, and influenza.

For your own protection, gargle with Listerine full strength night and morning during bad weather—and between times after exposure to crowds, bad air or sudden changes of temperature. By so doing you may spare yourself a painful, costly and even dangerous siege of illness. Don't hesitate to use it full strength. It is safe in action—healing in effect. Lambert Pharmacal Company, St. Louis, Mo., U. S. A.



### Escape colds this way

Millions of colds start when germs, transferred from the hands to food, enter the mouth. Therefore, before every meal, rinse your hands with Listerine. This effectually destroys disease germs. They are killed before they can enter the body. This simple act may save you a nasty siege with a cold. And it is especially important for mothers to remember.





# Perhaps Your Home has an Undiscovered Room

THERE is unsuspected joy and rest and healthful outdoor living, waiting right at your threshold.

All that you need to transform an open lawn or yard into a sheltered "outdoor room" is a rustic enclosure of Dubois Woven Wood Fence.

Its gracious protection is an indispensable part of Continental life in town or country, and it has now brought its gift of seclusion to America.

Your summer day breakfast, afternoon tea or supper may now be enjoyed amid the cool fragrance of a tranquil garden, even though the world may be throbbing but a few feet away.

And what peace of mind to read, sew or cultivate your garden, knowing that the children are safely shielded from

motor cars and questionable passers-by!

There is only one Dubois fence; you are cautioned against imitations. It is made in France, of live, split chestnut saplings, woven closely together with rust-proof Copperweld wire. It comes in five foot sections, ready to erect and in three heights: 6' 6"; 4' 11" and 3' 10"

Dubois is effective and economical for a multitude of uses; on estates, in suburban communities and for city yards and roof gardens—wherever an artistic barrier or screen is needed.

Write for free Dubois catalog, with photographs of many actual installations and prices. Robert

C. Reeves Co., Sole Importers,  
101 Park Avenue, New York:  
(Formerly at 187 Water Street)

## DUBOIS

### Woven Wood Fence

Made in France



DONALD  
CARDNER

WRITE OR CLIP THIS

Robert C. Reeves Co.,  
101 Park Avenue, New York, N. Y.


Please send me your free catalog of Dubois  
with illustrations of many uses, and prices.

Name \_\_\_\_\_

Address \_\_\_\_\_

City \_\_\_\_\_ State \_\_\_\_\_

# Your Vegetable Garden



## Six of the FINEST VEGETABLES

All first introduced  
by Burpee

393 Fordhook Famous  
Cucumber  
Pkt. 10c; oz. 25c.

223 Oxheart Carrot  
Pkt. 10c; oz. 20c.

693 Australian  
Brown Onion  
Pkt. 10c; oz. 25c.

121  
Burpee's  
Black Red  
Ball Beet  
Pkt. 10c;  
oz. 25c.

528 Burpee's  
Brittle-Ice  
Lettuce  
Pkt. 10c;  
oz. 25c.

**Burpee's  
Seeds  
Grow**

The vegetables from your garden this year will be better if you plant the very finest quality seeds of the best varieties.

On this page are illustrated six vegetables, each of them the best of its class. Naturally, we are proud of these, for they were all first named and introduced by Burpee.

Because they are so good, we want you to grow them in your garden and you will then realize that Burpee's Seeds have a superior value and are sold at no extra cost.

Because we do the largest mail order seed business in the world, we are able to grow our own seeds from re-selected stocks, and distribute them to the public at the lowest possible prices.


We will mail **one full size packet each** of all six of the superfine vegetables pictured on this page, to any address in America, for only . . . **25c**

Order Collection No. 7045

This is an advertising offer to convince you that Burpee's Seeds are the best that grow.

## “The Burpee” Sweet Corn

Rich and sweet. Larger and earlier than the famous Burpee Golden Bantam. A big attractive ear, 7 inches long and 1 3/4 inches thick—a good size for eating from the cob—full of toothsome sweetness and nourishment, with the same buttery flavor that has given world-fame to Burpee's Golden Bantam. And to think that “The Burpee” matures ten days ahead of Golden Bantam! 5 to 5 1/2 feet tall, bearing an abundance of handsome, luscious ears.



Pkt. 15c; 1/2 lb. 40c; 1 lb. 60c; 2 lbs. \$1.10; 5 lbs. \$2.40; 10 lbs. \$4.50, postpaid.

**W. Atlee Burpee Co., 207 Burpee Buildings, Philadelphia**



# INDEX TO THE AMERICAN HOME

Volume I—October, 1928, to March, 1929

Copyrighted, 1929, by DOUBLEDAY, DORAN & CO., INC., Garden City, N. Y.

- Accessories for small people, Grown-up, 227  
Ade, George, article by, 293  
Aids for cleaning day, 400  
Alderson, Lillian B., article by, 133  
Alderson & Dell, article by, 521  
Altman, B., & Co., photograph by courtesy of, 40, 124, 222, 223, 227, 308, 402, 468, 531.  
Amemya, photograph by, 34, 516  
American home of good taste, A little, 216  
Annual flowers, chart, 488  
Annals, 361, 542  
for every man, 405  
Arbors and trellises, Making your own, 404  
Architect, Do I need an, 300  
Architects Small House Service Bureau, house designed by, 31  
Armstrong Cork Co., photograph by courtesy of, 516  
Arnold, J. I., hardware drawn by, 526  
Ashburne, Joan, article by, 217, 305  
Awnings, Care of, 64
- Bade, E., article by, 640  
Baek Wallpaper Co., photograph by courtesy of, 467  
Bagby, photograph by, 59  
Balderston, L. Ray, article by, 56, 138, 238, 581  
Barnes, Parker T., article by, 410, 562  
Barron, Leonard, article by, 11, 101, 197, 354, 405, 470, 612  
Bathroom, Color and comfort for the, 55  
Baylis, A. W., home of, 42  
Beardsley & Wolcott Mfg. Co., photograph by courtesy of, 532  
Beauty at the Feast, 124  
Becker, John G., and Fred B. Hall, article by, 531  
Bed, The hidden qualities of a good, 47  
Bedroom in good taste, The, 51  
Bedspreads, Decorative, 401  
Begonia, Don't pass up the, 315  
Below 50 degrees for health, 311  
Benda, Emilia and Jadwiga, home of, 382  
Bessire, Paul E., home of, 386  
Bevan, James Jennings, house designed by, 386  
Biennials, 544  
Bigelow-Hartford Carpet Co., photograph by courtesy of, 40  
Bird bath, 612  
Bird house contest, Battle Creek, Mich., 13  
Blankets, When winter comes look to your, 134  
Blending the old and new in furnishings, 394  
Bok, Edward W., editorial by, 29  
Books, Housing your, 527  
Boyd, Lawrence Visscher, house designed by, 294, 295, 523  
Boyer, D. Warren, photograph by, 210  
Brazier, Clarence, garage designed by, 302  
Brick foundation during construction, A, 525  
Bridston, Mandus E., article by, 594  
Brooks, Ruth S., article by, 263  
Brown, Kilburn B., home of, 515  
Budgeting a small income, 305  
Build, For the man who likes to, 137  
What to look for when you buy or, 385, 525  
Building and Loan Associations, 117 for health, 393
- Built-in Products Co., photograph by courtesy of, 428  
Bulbs for flower borders, 634  
indoors for winter, 140  
Burrowes, John Francis, house designed by, 509  
Burrowes, Marcus R., house designed by, 31  
Buy or build, What to look for when you, 385, 525
- Cactus, 236  
Can Die Luxe Shop, photograph by courtesy of, 223  
Car, The best way to house your, 302  
Carbone, Inc., photograph by courtesy of, 197  
Care of our belongings, The, 57, 138, 238  
Carpenter, Warwick S., article by, 233  
Cellar and foundations, The important question of, 525  
Chair covers, 130  
The real value of a good, 135  
Chart, seed sowing, 542  
Cherry, Dwarf China, 539  
Child's own room for play and work, The, 518  
Chimneys, What of the, 64  
Christmas be a real one, Will your, 209  
Garden Lighting, The new art of, 235  
greens, Good-bye, 197  
Homecoming, Awaiting the, 210  
packages, Wrapping your, 220  
roses and lime, 354  
tree, We planted our, 234  
Clark, Grace A. McKenzie, article by, 236  
Clauss, Florence, article by, 311  
Closets, Your clothes, 403  
Coggins, H. Lawrence, house designed by, 388  
Coldframes and hotbeds, Aiding nature with, 416  
Cole, Phoebe, article by, 47, 134, 307  
Color in a room, The magic of, 48  
Common Brick Mfrs. Assn., photograph by courtesy of, 117, 390  
Connecticut tradition in revival, The, 513  
Contest, Bird House, at Battle Creek, Mich., 13  
Contests, Garden Club, Chicago *Tribune*; Chattanooga, Tenn.; Sandusky, Ohio; p. 13; New York *World*, 356; Bozeman, Mont., 628  
Cooley, Anna M., article by, 219  
Corners of your room, The, 119  
Costain, Harold Haliday, photograph by, 42  
Country Life Press Gardens, 369  
Covers for old furniture, New, 130  
Covers, Fabrics for slip, 131  
Cranberry, High-bush, 539  
Craybel, Elizabeth, article by, 35  
Cupboard, Smartness invades the kitchen, 127
- Daggett, Grace L., article by, 528  
Daggett, Helen, article by, 308  
Dahlia Roll of Honor, The 1928, 232  
Anna Marie, City of New York. The Conquistador, Fordhook Marvel, Kathleen Norris, Spirit of St. Louis  
Dahlia Winners in California, 233  
Davis, Hon. James J., library in the home of, 228  
Decorating, Lesson in—where to begin, 33  
Decorative Bedspreads, 401  
Dell, Beatrice, article by, 318
- Delphiniums, Better, 457  
Denholm, Barbara, article by, 516  
Dennison Mfg. Co., photograph by courtesy of, 220  
Devices, Up-to-date, for the homeowner, 62, 148, 240, 326, 418, 550  
Diary for a lifetime, A pictorial, 225  
Dining room in good taste, The, 50  
Dishes, 125  
Dog, Are you fit to own a, 215  
Dolphin, Charles, article by, 58  
Don Diego Studio, photograph by, 128, 224  
Doorway Suggestions for the Modern Home, 392  
Doorways, and Windows for Health, 59  
Drevenstedt, Amy, photograph by courtesy of, 168, 220  
Dyer, Walter A., editorial by, 379
- Eastman Kodak Co., photograph by courtesy of, 225  
Eaton, Edward A., home of, 302  
Eaton, Florence Taft, article by, 37, 317  
Eaton, T., & Co., photograph by courtesy of, 394  
Eaton, Walter Prichard, editorial by, 111  
Eberlein, Harold Donaldson, article by, 513  
Edison, Thomas A., Inc., photograph by courtesy of, 532  
Elbert, Mrs. Robert G., painting by courtesy of, 208  
Elderberry, Adams, 539  
Electric servants that work at low cost, 532  
English type cottage, An, 520  
Everlastings for vases, 640  
Fab Studio, photograph by, 128, 135, 206-C, 221, 224  
Fales, Winnifred, article by, 130  
Family takes to the cellar, When the, 297  
Farmington tradition, A small house in the, 513  
Fillebrown, A. Louise, article by, 399  
Finnell System Inc., Photograph by courtesy of, 532  
Fire insurance, What you should know about, 586  
Fleming, Margaret, article by, 48, 113, 518, 592  
Floors, stenciled—a new treatment, 524  
Flower borders, 318, 634  
forms, artificial, 592  
panel, 208  
shows, 612  
Flowers you buy in November, 142  
Forecast for December, 109; January, 206-C  
Forge, For the home mechanic who likes a, 591  
Foster, Olive Hyde, article by, 140  
Foundation planting to fit the house, 54  
Four colored interiors, 49, 50, 51, 52  
Frederick, Christine, article by, 227  
French, Leigh, Jr., house designed by, 513  
Frigidaire Corp., photograph by courtesy of, 311  
Fruit from little lots, Lots of, 538  
Furnace, Look at the, 64  
Furnishing the combination room, 530  
When we go a, 396  
your home to save your eyes, 301  
Furnishings, Blending the old and new in, 394
- Furniture minus its "make-up", 310  
placement problem, Solving the, 594
- Gabor Eder, Photograph by, 223  
Galsworthy, Frank, painting by, 208  
Garages, 302  
Garden, American Home, 11  
An indoor water, 414  
Clubs, 13  
Clubs, The value of, 356  
Contest, New York *World*, 356  
Family, Bringing up my, 317  
for winter, Tucking away the, 143  
In and about the, 11, 101, 197, 354, 470, 612  
in the old French style, A modern, 133  
Intimacies No. 1, Planting out an awkward angle, 101; No. 2, Evergreens that flower, 354, 369; No. 3, Bird Bath, 612  
means to me, What my, 214  
on \$25, A, 314  
ornaments, Placing, 612  
Planting next year's, 45  
that grew from a cellar, The, 112, 113  
that looks big, A little, 537  
to the house, Fitting a, 521  
under-glass, The lure of, 46  
well done, The small, 141  
window, The modern, 236  
Gardening, First steps in, 38  
Floor, 263  
Gardens, About small, 494  
Laying out home, 408  
Gas range, Clean your, 64  
General Electric Co., photograph by courtesy of, 311  
Gerard, Agnes, article by, 226  
Gersdorff, Charles E. F., article by, 644  
Gift market, An international, 221  
Gilbert, A. C., Co., photograph by courtesy of, 229  
Gillies, John Wallace, Inc., photograph by, 32  
Gladiolus, A really good, for little money, 536  
Outstanding American, 644  
Glasses, 125  
Government house plans without charge, 146  
Grapes, 538  
Great Neck, L. L., cottage at, 520  
Gregory, C. T., article by, 269  
Gregory, C. T. and Honeywell, E. R., article by, 143  
Griffiths, Burtis W., article by, 356  
Growing everlastings for vases, 640  
Guest room trifles, 516  
Guild, Lurelle, mirrors drawn by, 529  
Guild, Milo A., photograph by, 109, 395
- Hall, Fred B., and John G. Becker, article by, 531  
Hammacher, Schlemmer & Co., photograph by courtesy of, 229, 400, 409  
Handi Washer Co., photograph by courtesy of, 532  
Hansen, Albert A., article by, 197  
Harbingers of spring, 313  
Hardware of Colonial Days, 526  
Harmon, Margaret, article by, 127, 403, 527  
Hart, Derrill W., article by, 232  
Hearn, James, & Son, Inc., photograph by courtesy of, 217  
Heating for health, home, 139  
Hedges, 470  
Henry, R. S., article by, 591

# INDEX TO THE AMERICAN HOME

Volume I—October, 1928, to March, 1929

Copyrighted, 1929, by DOUBLEDAY, DORAN & CO., INC., Garden City, N. Y.

- Accessories for small people, Grown-up, 227  
Ade, George, article by, 293  
Aids for cleaning day, 400  
Alderson, Lillian B., article by, 133  
Alderson & Dell, article by, 521  
Altman, B., & Co., photograph by courtesy of, 40, 124, 222, 223, 227, 308, 402, 468, 531.  
Amemya, photograph by, 34, 516  
American home of good taste, A little, 216  
Annual flowers, chart, 488  
Annals, 361, 542  
for every man, 405  
Arbors and trellises, Making your own, 404  
Architect, Do I need an, 300  
Architects Small House Service Bureau, house designed by, 31  
Armstrong Cork Co., photograph by courtesy of, 516  
Arnold, J. I., hardware drawn by, 526  
Ashburne, Joan, article by, 217, 305  
Awnings, Care of, 64
- Bade, E., article by, 640  
Baek Wallpaper Co., photograph by courtesy of, 467  
Bagby, photograph by, 59  
Balderston, L. Ray, article by, 56, 138, 238, 581  
Barnes, Parker T., article by, 410, 562  
Barron, Leonard, article by, 11, 101, 197, 354, 405, 470, 612  
Bathroom, Color and comfort for the, 55  
Baylis, A. W., home of, 42  
Beardsley & Wolcott Mfg. Co., photograph by courtesy of, 532  
Beauty at the Feast, 124  
Becker, John G., and Fred B. Hall, article by, 531  
Bed, The hidden qualities of a good, 47  
Bedroom in good taste, The, 51  
Bedspreads, Decorative, 401  
Begonia, Don't pass up the, 315  
Below 50 degrees for health, 311  
Benda, Emilia and Jadwiga, home of, 382  
Bessire, Paul E., home of, 386  
Bevan, James Jennings, house designed by, 386  
Biennials, 544  
Bigelow-Hartford Carpet Co., photograph by courtesy of, 40  
Bird bath, 612  
Bird house contest, Battle Creek, Mich., 13  
Blankets, When winter comes look to your, 134  
Blending the old and new in furnishings, 394  
Bok, Edward W., editorial by, 29  
Books, Housing your, 527  
Boyd, Lawrence Visscher, house designed by, 294, 295, 523  
Boyer, D. Warren, photograph by, 210  
Brazier, Clarence, garage designed by, 302  
Brick foundation during construction, A, 525  
Bridston, Mandus E., article by, 594  
Brooks, Ruth S., article by, 263  
Brown, Kilburn B., home of, 515  
Budgeting a small income, 305  
Build, For the man who likes to, 137  
What to look for when you buy or, 385, 525  
Building and Loan Associations, 117 for health, 393
- Built-in Products Co., photograph by courtesy of, 428  
Bulbs for flower borders, 634  
indoors for winter, 140  
Burrowes, John Francis, house designed by, 509  
Burrowes, Marcus R., house designed by, 31  
Buy or build, What to look for when you, 385, 525
- Cactus, 236  
Can Die Luxe Shop, photograph by courtesy of, 223  
Car, The best way to house your, 302  
Carbone, Inc., photograph by courtesy of, 197  
Care of our belongings, The, 57, 138, 238  
Carpenter, Warwick S., article by, 233  
Cellar and foundations, The important question of, 525  
Chair covers, 130  
The real value of a good, 135  
Chart, seed sowing, 542  
Cherry, Dwarf China, 539  
Child's own room for play and work, The, 518  
Chimneys, What of the, 64  
Christmas be a real one, Will your, 209  
Garden Lighting, The new art of, 235  
greens, Good-bye, 197  
Homecoming, Awaiting the, 210  
packages, Wrapping your, 220  
roses and lime, 354  
tree, We planted our, 234  
Clark, Grace A. McKenzie, article by, 236  
Clauss, Florence, article by, 311  
Closets, Your clothes, 403  
Coggins, H. Lawrence, house designed by, 388  
Coldframes and hotbeds, Aiding nature with, 416  
Cole, Phoebe, article by, 47, 134, 307  
Color in a room, The magic of, 48  
Common Brick Mfrs. Assn., photograph by courtesy of, 117, 390  
Connecticut tradition in revival, The, 513  
Contest, Bird House, at Battle Creek, Mich., 13  
Contests, Garden Club, Chicago *Tribune*; Chattanooga, Tenn.; Sandusky, Ohio; p. 13; New York *World*, 356; Bozeman, Mont., 628  
Cooley, Anna M., article by, 219  
Corners of your room, The, 119  
Costain, Harold Haliday, photograph by, 42  
Country Life Press Gardens, 369  
Covers for old furniture, New, 130  
Covers, Fabrics for slip, 131  
Cranberry, High-bush, 539  
Craybel, Elizabeth, article by, 35  
Cupboard, Smartness invades the kitchen, 127
- Daggett, Grace L., article by, 528  
Daggett, Helen, article by, 308  
Dahlia Roll of Honor, The 1928, 232  
Anna Marie, City of New York. The Conquistador, Fordhook Marvel, Kathleen Norris, Spirit of St. Louis  
Dahlia Winners in California, 233  
Davis, Hon. James J., library in the home of, 228  
Decorating, Lesson in—where to begin, 33  
Decorative Bedspreads, 401  
Dell, Beatrice, article by, 318
- Delphiniums, Better, 457  
Denholm, Barbara, article by, 516  
Dennison Mfg. Co., photograph by courtesy of, 220  
Devices, Up-to-date, for the homeowner, 62, 148, 240, 326, 418, 550  
Diary for a lifetime, A pictorial, 225  
Dining room in good taste, The, 50  
Dishes, 125  
Dog, Are you fit to own a, 215  
Dolphin, Charles, article by, 58  
Don Diego Studio, photograph by, 128, 224  
Doorway Suggestions for the Modern Home, 392  
Doorways, and Windows for Health, 59  
Drevenstedt, Amy, photograph by courtesy of, 168, 220  
Dyer, Walter A., editorial by, 379
- Eastman Kodak Co., photograph by courtesy of, 225  
Eaton, Edward A., home of, 302  
Eaton, Florence Taft, article by, 37, 317  
Eaton, T., & Co., photograph by courtesy of, 394  
Eaton, Walter Prichard, editorial by, 111  
Eberlein, Harold Donaldson, article by, 513  
Edison, Thomas A., Inc., photograph by courtesy of, 532  
Elbert, Mrs. Robert G., painting by courtesy of, 208  
Elderberry, Adams, 539  
Electric servants that work at low cost, 532  
English type cottage, An, 520  
Everlastings for vases, 640  
Fab Studio, photograph by, 128, 135, 206-C, 221, 224  
Fales, Winnifred, article by, 130  
Family takes to the cellar, When the, 297  
Farmington tradition, A small house in the, 513  
Fillebrown, A. Louise, article by, 399  
Finnell System Inc., Photograph by courtesy of, 532  
Fire insurance, What you should know about, 586  
Fleming, Margaret, article by, 48, 113, 518, 592  
Floors, stenciled—a new treatment, 524  
Flower borders, 318, 634  
forms, artificial, 592  
panel, 208  
shows, 612  
Flowers you buy in November, 142  
Forecast for December, 109; January, 206-C  
Forge, For the home mechanic who likes a, 591  
Foster, Olive Hyde, article by, 140  
Foundation planting to fit the house, 54  
Four colored interiors, 49, 50, 51, 52  
Frederick, Christine, article by, 227  
French, Leigh, Jr., house designed by, 513  
Frigidaire Corp., photograph by courtesy of, 311  
Fruit from little lots, Lots of, 538  
Furnace, Look at the, 64  
Furnishing the combination room, 530  
When we go a, 396  
your home to save your eyes, 301  
Furnishings, Blending the old and new in, 394
- Furniture minus its "make-up", 310  
placement problem, Solving the, 594
- Gabor Eder, Photograph by, 223  
Galsworthy, Frank, painting by, 208  
Garages, 302  
Garden, American Home, 11  
An indoor water, 414  
Clubs, 13  
Clubs, The value of, 356  
Contest, New York *World*, 356  
Family, Bringing up my, 317  
for winter, Tucking away the, 143  
In and about the, 11, 101, 197, 354, 470, 612  
in the old French style, A modern, 133  
Intimacies No. 1, Planting out an awkward angle, 101; No. 2, Evergreens that flower, 354, 369; No. 3, Bird Bath, 612  
means to me, What my, 214  
on \$25, A, 314  
ornaments, Placing, 612  
Planting next year's, 45  
that grew from a cellar, The, 112, 113  
that looks big, A little, 537  
to the house, Fitting a, 521  
under-glass, The lure of, 46  
well done, The small, 141  
window, The modern, 236  
Gardening, First steps in, 38  
Floor, 263  
Gardens, About small, 494  
Laying out home, 408  
Gas range, Clean your, 64  
General Electric Co., photograph by courtesy of, 311  
Gerard, Agnes, article by, 226  
Gersdorff, Charles E. F., article by, 644  
Gift market, An international, 221  
Gilbert, A. C., Co., photograph by courtesy of, 229  
Gillies, John Wallace, Inc., photograph by, 32  
Gladiolus, A really good, for little money, 536  
Outstanding American, 644  
Glasses, 125  
Government house plans without charge, 146  
Grapes, 538  
Great Neck, L. L., cottage at, 520  
Gregory, C. T., article by, 269  
Gregory, C. T. and Honeywell, E. R., article by, 143  
Griffiths, Burtis W., article by, 356  
Growing everlastings for vases, 640  
Guest room trifles, 516  
Guild, Lurelle, mirrors drawn by, 529  
Guild, Milo A., photograph by, 109, 395
- Hall, Fred B., and John G. Becker, article by, 531  
Hammacher, Schlemmer & Co., photograph by courtesy of, 229, 400, 409  
Handi Washer Co., photograph by courtesy of, 532  
Hansen, Albert A., article by, 197  
Harbingers of spring, 313  
Hardware of Colonial Days, 526  
Harmon, Margaret, article by, 127, 403, 527  
Hart, Derrill W., article by, 232  
Hearn, James, & Son, Inc., photograph by courtesy of, 217  
Heating for health, home, 139  
Hedges, 470  
Henry, R. S., article by, 591




INDEX TO THE AMERICAN HOME

- Herzog, Mrs. George, photograph by courtesy of, 127
- Hoggarth, F. C., article by, 101, 494
- Holiday hospitality, formal and informal, 211
- Holmes, John Haynes, editorial by, 209
- Holt, Paul Glenn, article by, 408
- Home: before and after, A real, 113
- Home Crest and Shado Lawn, N. Y.—houses built at, 231  
for \$10,500, A charming, 294  
means to me, What my, 391  
or a headquarters, Have I a, 293
- Owners' Institute, photograph by courtesy of, 330  
that fits its site, A small, 30
- Homes at low cost, Real, 231
- Honeywell, E. R., and Gregory, C. T., article by, 143
- Hopkins, Mrs. R. D., garden of, 534
- Hotbeds and coldframes, Aiding nature with, 416
- Hottes, Alfred C., article by, 406
- House can I afford, How much, 31  
for \$10,500, 294  
for \$14,200, 295  
for \$15,000, The friendly, at Westfield, N. J., 218  
Friends' meeting, The, 219  
How we built our, Part I, 515  
means home to me, My, 213  
of good design, The small, 132  
of many gables, The, 523  
or a Home, A, 29  
plans without charge, Government, 146  
stone, The little, 298  
stucco, for \$12,500, 522  
that became a new home, An old, 290  
under the maples, The, 291  
up to par, Keeping your, 230
- Houses costing less than \$17,000, Four, 120  
Two, for less than \$15,000, 61
- Housing your books, 527
- Hunken, George J., Co., photograph by courtesy of, 467
- Hunter, R. C., & Bros., house designed by, 218, 520
- Hyatt, Anne, article by, 55
- In and About the Garden, 11, 101, 197, 354, 470, 612
- Indoor water garden, An, 414
- Insects, Keeping ahead of the, 410
- Insurance, What you should know about fire, 586
- Iron, clean, 264
- Jackson, G. H., garden of, 356
- Javelle Water, 581
- Jensen, Georg, photograph by courtesy of, 221
- Johnson, Leonard, article by, 54
- Kains, M. G., article by, 538
- Kame: photograph by, 223, 224
- Kaufman, Gerald Lynton, article by, 302
- Keeping a secret, 408  
the weather outdoors, 304
- Kelly, J. E., houses designed by, 231
- Kelvinator Corp., photograph by courtesy of, 311
- Kenwood Mills, Photograph by courtesy of, 189
- Keppler, H. Victor, photograph by, 115, 123, 131, 221, 223, 224, 226
- Kitchen, Color in the, 52  
First aides in the, 126  
for convenience, Outfitting the, 398  
stoves, care of, 588
- Kitchenette Art Shop, photograph by courtesy of, 127
- Knives and forks for the dining table, 402
- Koerner, Harry, house and garage designed by, 303
- Kruhm, Adolph, article by, 44, 316
- Lacquers and paints, 395
- Laird, Donald A., article by, 139, 228, 301
- Lamps for comfort, Decorative, 397
- Lang, Eugene J., house designed by, 42, 302
- Larus, Elizabeth T. and John R., article by, 536
- Lawrence, Marjorie, article by, 115, 220, 297, 401, 517
- Leigh, Ruth, article by, 518
- Le Saye, Mrs. F. H., garden of, 628
- Leshner Whitman Co. Inc., photograph by courtesy of, 131
- Lewis & Conger, photograph by courtesy of, 400
- Lily, transplanting the Regal, 354
- Lime and Christmas Roses, 354
- Lindberg, H. T., house and garage designed by, 303
- Linen chest, Refilling the, 307
- Linens for the Thanksgiving table, 123
- Linen Guild, photograph by courtesy of, 211
- Living room in good taste, The, 49
- Loeser, Frederick, & Co., photograph by courtesy of, 226
- Lord & Taylor, photograph by courtesy of, 128, 184, 206-C, 224
- Lockett, James D., article by, 539
- Macy, R. H. & Co., photograph by courtesy of, 47, 115, 125, 127, 128, 134, 138, 217, 221, 222, 223, 224, 226, 227, 309, 344, 394
- Making more of your favorites, 406  
your own repairs, 598
- Man who likes to build, For the, 57, 137, 312
- Mandix Co., photograph by courtesy of, 221
- Mark Cross, photograph by courtesy of, 223
- Matthews, Warren Shepherd, house designed by, 287
- Mayer-Kuck Studios, photograph by courtesy of, 220
- McBurney & Underwood, room decorated by, 420
- McCann, Lee, article by, 122, 310
- McCreery, James & Co., photograph by courtesy of, 40, 55, 123, 222, 398, 400, 403, 422, 527, 530
- McCutcheon, James, & Co., photograph by courtesy of, 122, 134, 307, 374, 401
- McFarland, J. Horace, article by, 214
- McGibbon & Co., photograph by courtesy of, 401
- McManus, Charles J. house owned by, 132
- McMein, Neysa, home of, 391
- Mechanic who likes a forge, For the home, 591
- Mellor, Meigs & Howe, house designed by, 132
- Merrill, Dana, photograph by courtesy of, 220
- Meylan, Paul, home owned by, 290
- Mirrors, 528, 529
- Missouri Botanical Garden Bulletin, photograph by courtesy of, 535
- Mitteldorfer Straus, photograph by courtesy of, 224
- Modern reflectors, 528
- Mohawk Carpet Mills, photograph by courtesy of, 40, 227
- Morse, Norman K., article by, 537
- Mosse, Inc., photograph by courtesy of, 134, 307, 401
- National Garden Association, 13, 199, 356, 472, 628
- Nature has lent a helping hand, Where, 512
- New walls for every home, 399
- New York World garden contest, 356
- Nixon, Virginia, article by, 398
- Noise, Spare the nerves by preventing, 228
- Normandy chateau type for \$14,200, A, 295
- Norton, Kay, article by, 216
- Now see your own finish, 395
- Oak Flooring Co., photograph by courtesy of, 527
- O'Brien, Harry R., article by, 234
- Oil, spraying insects with, 410
- Oilcloth, That once despised, 226
- Okie, R. Brognard, house designed by, 385
- Oriental rugs, Modern, 531
- Outfitting the kitchen for convenience, 398
- Ovington's, photograph by courtesy of, 128, 222
- Own or rent, -there is no question, 390
- Paints and lacquers to transform furniture old and new, 395
- Palm for the house, The, 358
- Parker, Carleton A., home of, exterior views, 30; interior views, 298
- Parker, Stafford H., home of, 59
- Parker, William Stanley, article by, 117
- Parsons, Sara, photograph by, 134, 168, 307
- Peckham, Henry A. B., garden of, 235
- Perennial border, 406  
cuttings, chart, 474
- Perennials, 361, 544
- Pewter for the home table, 124
- Pictures in the home, The place of, 296
- Pierce, Anne, article by, 59
- Pierson, Katherine, photograph by courtesy of, 310
- Plan for a long shallow lot, A, 43  
Fruit and vegetables, 618  
garden, 43, 132, 133, 318, 366, 367, 387, 521, 537, 540  
house, 42, 61, 120, 121, 146, 218, 231, 294, 295, 300, 386, 388, 389, 520, 522, 523, 549  
room, 33, 306, 396, 530
- Planting for the Colonial, Shrubbery, 387  
for the new lot, Instalment, 540
- Plants and bulbs for flower borders, 634  
for Christmas time and after, 237  
house, All-season bloom from, 36  
Unfriendly, 269
- Plates and plate for a pittance, 217
- Plumbing fixtures, 393
- Polish home in New England, A little, 382
- Ponsell Floor Machine Co., photograph by courtesy of, 532
- Premier Duplex Vacuum Cleaner Co., photograph by courtesy of, 532
- Price, Matlack, article by, 394
- Provost, Butler, house designed by, 32
- Pruning Knife in the fall, The, 60
- Purse, What is new for the housewife's, 35
- Quint, I. George, article by, 314, 416, 542
- Radder, Norman J., article by, 393
- Raspberry for the South, A new hybrid, 562
- Ray, L. B., article by, 588
- Reed & Barton, photograph by courtesy of, 124
- Reese, Stanley, painted by, 49, 50, 51, 52
- Reflectors, modern, 528
- Reminders, Garden, 66, 103, 242, 322, 482, 616  
Household, 64
- Rent or own—there is no question, 390
- Repairs, Making your own, 598
- Richmond, Grace S., article by, 213
- Ries, Estelle H., article by, 119
- Ries, Victor H., article by, 60
- Roberts, Mrs. Philip, home of, 513
- Rock gardening, The fascinating fun of, 44
- Rockwell, F. F., article by, 46, 315, 407
- Roof, What to do with the old shingle, 136
- Room, What makes a comfortable, 306  
Furnishing the combination, 530  
The story of a changed, 517
- Rooms bare spots, Have your, 309
- Rooting cuttings in the house, 144
- Rose love, First steps in, 534
- Rossiter, Samuel, article by, 598
- Royal Copenhagen Porcelain Inc., photograph by courtesy of, 221
- Rug, designed by Tony Sarg, 227  
Persian or Chinese, 64
- Rugs, How to buy and care for them, 40  
Modern Oriental, 531
- Saks Fifth Ave., photograph by courtesy of, 223
- Sanders, Constance Blake, article by, 291, 383
- Sarg, Tony, rug designed by, 227
- Save the Surface Campaign, photograph by courtesy of, 524
- Scheinert, Carleton A., article by, 586
- Schultz & Warriner, house designed by, 388, 389, 522
- Schultz & Whitney, house designed by, 61, 120
- Schumacher, F., & Co., photograph by courtesy of, 308
- Scott, Franklin, drawn by, 392
- Sebold, Howard R., article by, 43, 387, 540
- Seed sowing chart for wherever you live, 542
- Seeds, An early indoor start with, 535
- Service for your daily three meals, Correct, 402
- Seven hundred dollars for three rooms and bath, 115
- Seventy-five foot lot, What you can do with a, 42
- Shado Lawn and Home Crest, N. Y.—houses built at, 231
- Shaw, Ellen Eddy, article by, 38, 144, 237, 320, 409, 535
- Shelves, Putting up, 584
- Shlie, Myrtle M., rooms decorated by, 216
- Shrubbery planting for the Colonial, 387
- Shrubs to think about, Three, 539
- Silver for the home table, 124
- Slip covers, 130
- Smith, Richard Averill, photograph by, 30, 57, 112, 227, 296, 298, 391, 531
- Snowball, European, 539
- Snyder, H. Rossiter, article by, 57, 137, 229, 312, 404, 533
- Soil's the thing, The, 320
- Solving the furniture placement problem, 594
- Space Saving Furniture Corp., photograph by courtesy of, 56
- Spare the nerves by preventing noise, 228
- Stains, How to remove, 581
- Standard Oil Company of New York City, exhibit held by employees of, 472
- Starkey, Marion L., article by, 235
- Start early and arrive sooner, 416
- Stenciled floors—a new treatment, 524
- Stern Bros., photograph by courtesy of, 212, 224, 226, 308, 403, 527, 531, 566
- Stevens, G. A., article by, 534
- Streeter, Bertha, article by, 142
- Storm Doors, A word about, 64
- Story of a changed room, The, 517
- Stoves, Care of kitchen, 588
- Studio-home, A remodeled: Wolf Pits, 383
- Sunrooms for winter days, 128
- Table service, 402
- Tableware, Rainbows in, 125
- Taylor, Lucy D., article by, 33, 306, 396, 530
- Terhune, Albert Payson, article by, 215
- Thanksgiving—the ideal 1928 model, 111  
table, The well set, 122
- Thibaut, photograph by courtesy of, 466
- Thornton, Mary, photograph by courtesy of, 224
- Three rooms and bath, \$700 for, 115
- Through the modern looking glass, 529
- Tilden, R. S., article by, 300, 385, 525

## INDEX TO THE AMERICAN HOME

- Tool chest as a Christmas gift, A boy's, 229  
 chest, The garden, 409  
 Trees, The big difference a few make, 533  
 Trellises and arbors, Making your own, 404  
 Utensils that serve to make cooking easier, 53  
 Van Anda, George H., photograph by, 290, 291, 379, 382, 383  
 Van Santvoord, Wilma, article by, 391  
 Vases, Growing everlastings for, 640  
 Vegetable chart, 362, 488, 636  
 Vegetables, Why don't you grow good, 316  
 Waida, Robert, photograph by, 53, 55  
 Walker, A. R., article by, 414  
 Wallace, Philip B., photograph by, 132, 385  
 Wallpapers, 399  
 Walton, Mrs. Joseph, garden of, 537  
 Wanamaker, John, photograph by courtesy of, 217, 305  
 Wardian Case, The, 237  
 Wardian Case, Making a, 354  
 Ware, Romaine B., article by, 45, 141, 242, 313, 482  
 Washday, A hint for, 264  
 Washington Square Bookshop, photograph by courtesy of, 220  
 Wayne, Gordon B., article by, 225  
 Weather Outdoors, Keeping the, 304  
 Weather strips, Put on your, 64  
 Weber, Henriette, article by, 296, 395, 524  
 Weller Potteries, photograph by courtesy of, 222  
 Wells, Eleanor, article by, 402  
 What to look for when you buy or build, 385, 525  
 Where Nature has lent a helping hand, 512  
 When we go a furnishing, 396  
 Whirldry Corp., photograph by courtesy of, 532  
 White, John A., article by, 584  
 Whitman, Roger B., article by, 31, 136, 230, 304, 390, 515  
 Whittall Associates, Ltd., M. J., photograph by courtesy of, 40  
 Window dressing, The art of, 308  
 Windows and doorways for health, 59  
 Winds, 612  
 Winn, Mary Day, article by, 211  
 Winter vegetables, fresh, from the cellar, 58  
 Wolf Pits: a remodeled studio-home, 383





r-  
l,  
l,  
h,  
ne  
e,