

WESTBURY BOOK
MEN'S LIBRARY
100 WESTBURY

The 10 Cents
SEP 15 1928
American Home



Published by Doubleday, Doran & Company, Inc. October, 1928
Continuing Garden & Home Builder

VAN BOURGONDIEB BROTHERS' BULBS



Colors Come to Life!

THERE is still ample time to plant a garden of Tulips for bloom next May. With Tulips you can paint your rainbow of imagination in actual blooming flowers.

Here are the Tulips pictured above, offered as a special **American Home Collection**.

	Doz.	100		Doz.	100
Dream. Soft lilac, tinted with silver	\$.60	\$ 4.00	Mr. Dames. Large golden yellow	.70	5.00
Grenadier. Brilliant scarlet-orange	1.00	7.00	Odette. Pastel rose, tinted gold	2.50	20.00
John Ruskin. Apricot, mauve and gold blended	.60	4.00	The Fawn. Pale rose fawn, blushed rose	.60	4.00
SPECIAL OFFER					
12 Bulbs each of these 6 varieties (72 bulbs)				\$ 5.00	
25 Bulbs each of these 6 varieties (150 bulbs)				10.00	
100 Bulbs each of these 6 varieties (600 bulbs)				40.00	

DARWIN TULIPS

Our Special Suburban Collection

	Doz.	100		Doz.	100
Baronne de la Tonnaye. Clear carmine-rose running to soft pink	\$.50	\$ 3.00	Massachusetts. Very fine pink white edge, white base	\$.50	\$ 3.00
Bartigon. Fiery crimson, white base. Very strong grower	.50	3.00	Pride of Haarlem. Brilliant rose-carmine, most popular	.50	3.00
Clara Butt. Clear salmon-pink. Most distinct pink of all	.50	3.00	Raphael. Deep brown. Flower with extraordinary vigor	.70	5.00
Dream. Beautiful shade of lilac. Gigantic size	.60	4.00	Remembrance. Lilac, shaded mauve. Strong grower	.50	3.00
Inglescomb Yellow. Clear golden yellow. In reality a Cottage	.50	3.00	Victoire D'Oliviere. Red; exceptionally fine Tulip in the garden	.70	5.00
Loveliness. Satin rose. Very dainty and popular	.50	3.00	Zula. Blue-black. A very distinguished garden tulip	.50	3.00

SPECIAL OFFER

6 Bulbs each of these 12 named varieties (72 bulbs)	\$ 3.00
12 Bulbs each of these 12 named varieties (144 bulbs)	6.00
25 Bulbs each of these 12 named varieties (300 bulbs)	10.00
100 Bulbs each of these 12 named varieties (1200 bulbs)	38.00

COTTAGE TULIPS

Our Special Suburban Collection

	Doz.	100		Doz.	100
Gesneriana Lutea. Pale yellow of enormous size	.50	3.00	La Merveille. Orange-cherry, flushed-rose	\$.50	\$ 3.00
Gesneriana Spathulata. Brilliant scarlet, blue center	.50	3.00	Moonlight. Pale yellow, extraordinarily beautiful	.70	5.00
Inglescombe Pink. Soft rose with salmon flush	.55	3.50	Orange King. Bright deep orange	.55	3.50
Inglescombe Yellow. Like a golden yellow Darwin	.50	3.00	Picotee. (Maiden's Blush.) White, heavily margined rose	.55	3.50
Isabella. Carmine-rose shaded creamy white	.50	3.00	Sir Harry. Large lavender-pink. Fine shape	.60	4.00
John Ruskin. A blending of apricot, gold and mauve	.60	4.00	The Fawn. Pale rosy fawn changing to blush rose	.60	4.00

SPECIAL OFFER

6 Bulbs each of these 12 named varieties (72 bulbs)	\$ 3.00
12 Bulbs each of these 12 named varieties (144 bulbs)	6.00
25 Bulbs each of these 12 named varieties (300 bulbs)	10.00
100 Bulbs each of these 12 named varieties (1200 bulbs)	40.00

You may have our 1928 Bulb Catalog on request. The lovely color illustrations of Tulips and Daffodils and accurate descriptions and illustrations of Van Bourgondien Tulips, Daffodils, Hardy Lilies and other Bulbs, will assist you in planning and planting your garden.

We Guarantee All Our Bulbs Whether Grown in Holland or America

VAN BOURGONDIEB BROS.

Box B, Babylon, L. I., N. Y.

THE AMERICAN HOME

*Beauty Translated into Terms of the Practicable, the Possible;
into Terms of your House, your Lawn, your Garden*

Volume I

October, 1928, to March, 1929



GARDEN CITY NEW YORK
DOUBLEDAY, DORAN & COMPANY
1929

INDEX TO THE AMERICAN HOME

Volume I—October, 1928, to March, 1929

Copyrighted, 1929, by DOUBLEDAY, DORAN & CO., INC., Garden City, N. Y.

- Accessories for small people, Grown-up, 227
Ade, George, article by, 293
Aids for cleaning day, 400
Alderson, Lillian B., article by, 133
Alderson & Dell, article by, 521
Altman, B., & Co., photograph by courtesy of, 40, 124, 222, 223, 227, 308, 402, 468, 531.
Amemya, photograph by, 34, 516
American home of good taste, A little, 216
Annual flowers, chart, 488
Annals, 361, 542
for every man, 405
Arbors and trellises, Making your own, 404
Architect, Do I need an, 300
Architects Small House Service Bureau, house designed by, 31
Armstrong Cork Co., photograph by courtesy of, 516
Arnold, J. L., hardware drawn by, 526
Ashburne, Joan, article by, 217, 305
Awnings, Care of, 64
Bade, E., article by, 640
Baek Wallpaper Co., photograph by courtesy of, 467
Bagby, photograph by, 59
Balderston, L. Ray, article by, 56, 138, 238, 581
Barnes, Parker T., article by, 410, 562
Barron, Leonard, article by, 11, 101, 197, 354, 405, 470, 612
Bathroom, Color and comfort for the, 55
Baylis, A. W., home of, 42
Beardsley & Wolcott Mfg. Co., photograph by courtesy of, 532
Beauty at the Feast, 124
Becker, John G., and Fred B. Hall, article by, 531
Bed, The hidden qualities of a good, 47
Bedroom in good taste, The, 51
Bedspreads, Decorative, 401
Begonia, Don't pass up the, 315
Below 50 degrees for health, 311
Benda, Emilia and Jadwiga, home of, 382
Bessire, Paul E., home of, 386
Bevan, James Jennings, house designed by, 386
Biennials, 544
Bigelow-Hartford Carpet Co., photograph by courtesy of, 40
Bird bath, 612
Bird house contest, Battle Creek, Mich., 13
Blankets, When winter comes look to your, 134
Blending the old and new in furnishings, 394
Bok, Edward W., editorial by, 29
Books, Housing you, 527
Boyd, Lawrence Visscher, house designed by, 294, 295, 523
Boyer, D. Warren, photograph by, 210
Brazier, Clarence, garage designed by, 302
Brick foundation during construction, A, 525
Bridston, Mandus E., article by, 594
Brooks, Ruth S., article by, 263
Brown, Kilburn B., home of, 515
Budgeting a small income, 305
Build, For the man who likes to, 137
What to look for when you buy or, 385, 525
Building and Loan Associations, 117
for health, 393
Built-in Products Co., photograph by courtesy of, 428
Bulbs for flower borders, 634
indoors for winter, 140
Burrowes, John Francis, house designed by, 509
Burrowes, Marcus R., house designed by, 31
Buy or build, What to look for when you, 385, 525
Cactus, 236
Can Die Luxe Shop, photograph by courtesy of, 223
Car, The best way to house your, 302
Carbone, Inc., photograph by courtesy of, 197
Care of our belongings, The, 57, 138, 238
Carpenter, Warwick S., article by, 233
Cellar and foundations, The important question of, 525
Chair covers, 130
The real value of a good, 135
Chart, seed sowing, 542
Cherry, Dwarf China, 539
Child's own room for play and work, The, 518
Chimneys, What of the, 64
Christmas be a real one, Will your, 209
Garden Lighting, The new art of, 235
greens, Good-bye, 197
Homecoming, Awaiting the, 210
packages, Wrapping your, 220
roses and lime, 354
tree, We planted our, 234
Clark, Grace A. McKenzie, article by, 236
Clauss, Florence, article by, 311
Closets, Your clothes, 403
Coggins, H. Lawrence, house designed by, 388
Coldframes and hotbeds, Aiding nature with, 416
Cole, Phoebe, article by, 47, 134, 307
Color in a room, The magic of, 48
Common Brick Mfrs. Assn., photograph by courtesy of, 117, 390
Connecticut tradition in revival, The, 513
Contest, Bird House, at Battle Creek, Mich., 13
Contests, Garden Club, Chicago *Tribune*; Chattanooga, Tenn.; Sandusky, Ohio; p. 13; New York *World*, 356; Bozeman, Mont. 628
Cooley, Anna M., article by, 219
Corners of your room, The, 119
Costain, Harold Haliday, photograph by, 42
Country Life Press Gardens, 369
Covers for old furniture, New, 130
Covers, Fabrics for slip, 131
Cranberry, High-bush, 539
Craybel, Elizabeth, article by, 35
Cupboard, Smartness invades the kitchen, 127
Daggett, Grace L., article by, 528
Daggett, Helen, article by, 308
Dahlia Roll of Honor, The 1928, 232
Anna Marie, City of New York, The Conquistador, Fordhook Marvel, Kathleen Norris, Spirit of St. Louis Dahlia Winners in California, 233
Davis, Hon. James J., library in the home of, 228
Decorating, Lesson in—where to begin, 33
Decorative Bedspreads, 401
Dell, Beatrice, article by, 318
Delphiniums, Better, 407
Denholm, Barbara, article by, 516
Dennison Mfg. Co., photograph by courtesy of, 220
Devices, Up-to-date, for the homeowner, 62, 148, 240, 326, 418, 550
Diary for a lifetime, A pictorial, 225
Dining room in good taste, The, 50
Dishes, 125
Dog, Are you fit to own a, 215
Dolphin, Charles, article by, 58
Don Diego Studio, photograph by, 128, 224
Doorway Suggestions for the Modern Home, 392
Doorways, and Windows for Health, 59
Drevenstedt, Amy, photograph by courtesy of, 168, 220
Dyer, Walter A., editorial by, 379
Eastman Kodak Co., photograph by courtesy of, 225
Eaton, Edward A., home of, 302
Eaton, Florence Taft, article by, 37, 317
Eaton, T., & Co., photograph by courtesy of, 394
Eaton, Walter Prichard, editorial by, 111
Eberlein, Harold Donaldson, article by, 513
Edison, Thomas A., Inc., photograph by courtesy of, 532
Elbert, Mrs. Robert G., painting by courtesy of, 208
Elderberry, Adams, 539
Electric servants that work at low cost, 532
English type cottage, An, 520
Everlastings for vases, 640
Fab Studio, photograph by, 128, 135, 206-C, 221, 224
Fales, Winnifred, article by, 130
Family takes to the cellar, When the, 297
Farmington tradition, A small house in the, 513
Fillebrown, A. Louise, article by, 399
Finnell System Inc., Photograph by courtesy of, 532
Fire insurance, What you should know about, 586
Fleming, Margaret, article by, 48, 113, 518, 592
Floors, stenciled—a new treatment, 524
Flower borders, 318, 634
forms, artificial, 592
panel, 208
shows, 612
Flowers you buy in November, 142
Forecast for December, 109; January, 206-C
Forge, For the home mechanic who likes a, 591
Foster, Olive Hyde, article by, 140
Foundation planting to fit the house, 54
Four colored interiors, 49, 50, 51, 52
Frederick, Christine, article by, 227
French, Leigh, Jr., house designed by, 513
Frigidaire Corp., photograph by courtesy of, 311
Fruit from little lots, Lots of, 538
Furnace, Look at the, 64
Furnishing the combination room, 530
When we go a, 396
your home to save your eyes, 301
Furnishings, Blending the old and new in, 394
Furniture minus its "make-up", 310
placement problem, Solving the, 594
Gabor Eder, Photograph by, 223
Galsworthy, Frank, painting by, 208
Garages, 302
Garden, American Home, 11
An indoor water, 414
Clubs, 13
Clubs, The value of, 356
Contest, New York *World*, 356
Family, Bringing up my, 317
for winter, Tucking away the, 143
In and about the, 11, 101, 197, 254, 470, 612
in the old French style, A modern, 133
Intimacies No. 1, Planting out an awkward angle, 101; No. 2, Evergreens that flower, 354, 369; No. 3, Bird Bath, 612
means to me, What my, 214
on \$25, A, 314
ornaments, Placing, 612
Planting next year's, 45
that grew from a cellar, The, 112, 113
that looks big, A little, 537
to the house, Fitting a, 521
under-glass, The lure of, 46
well done, The small, 141
window, The modern, 236
Gardening, First steps in, 38
Floor, 263
Gardens, About small, 494
Laying out home, 408
Gas range, Clean your, 64
General Electric Co., photograph by courtesy of, 311
Gerard, Agnes, article by, 226
Gersdorff, Charles E. F., article by, 644
Gift market, An international, 221
Gilbert, A. C. Co., photograph by courtesy of, 229
Gillies, John Wallace, Inc., photograph by, 32
Gladiolus, A really good, for little money, 536
Outstanding American, 644
Glasses, 125
Government house plans without charge, 146
Grapes, 538
Great Neck, L. I., cottage at, 520
Gregory, C. T., article by, 269
Gregory, C. T. and Honeywell, E. R., article by, 143
Griffiths, Burtis W., article by, 356
Growing everlastings for vases, 640
Guest room trifles, 516
Guild, Lurette, mirrors drawn by, 529
Guild, Milo A., photograph by, 109, 395
Hall, Fred B., and John G. Becker, article by, 531
Hammacher, Schlemmer & Co., photograph by courtesy of, 229, 400, 409
Handi Washer Co., photograph by courtesy of, 532
Hansen, Albert A., article by, 197
Harbingers of spring, 313
Hardware of Colonial Days, 526
Harmon, Margaret, article by, 12, 403, 527
Hart, Derrill W., article by, 232
Hearn, James, & Son, Inc., photograph by courtesy of, 217
Heating for health, home, 139
Hedges, 470
Henry, R. S., article by, 591

General

INDEX TO THE AMERICAN HOME

Herzog, Mrs. George, photograph by courtesy of, 127
Hoggarth, F. C., article by, 101, 494
Holiday hospitality, formal and informal, 211
Holmes, John Haynes, editorial by, 209
Holt, Paul Glenn, article by, 408
Home: before and after, A real, 113
Home Crest and Shado Lawn, N. Y.—houses built at, 231
for \$10,500, A charming, 294 means to me, What my, 391 or a headquarters, Have I a, 293
Owners' Institute, photograph by courtesy of, 330
that fits its site, A small, 30
Homes at low cost, Real, 231
Honeywell, E. R., and Gregory, C. T., article by, 143
Hopkins, Mrs. R. D., garden of, 534
Herbbed and coldframes, Aiding nature with, 416
Hottes, Alfred C., article by, 406
House can I afford, How much, 31
for \$10,500, 294
for \$14,200, 295
for \$15,000, The friendly, at Westfield, N. J., 218
Friends' meeting, The, 219
How we built our, Part I, 515 means home to me, My, 213
of good design, The small, 132
of many gables, The, 523
or a Home, A, 29
plans without charge, Government, 146
stone, The little, 298
stucco, for \$12,500, 522
that became a new home, An old, 290
under the maples, The, 291
up to par, Keeping your, 230
Houses costing less than \$17,000, Four, 120
Two, for less than \$15,000, 61
Housing your books, 527
Hunken, George J., Co., photograph by courtesy of, 467
Hunter, R. C., & Bros., house designed by, 218, 520
Hyatt, Anne, article by, 55
In and About the Garden, 11, 101, 197, 354, 470, 612
Indoor water garden, An, 414
Insects, Keeping ahead of the, 410
Insurance, What you should know about fire, 586
Iron, clean, 264
Jackson, G. H., garden of, 356
Javelle Water, 581
Jensen, Georg, photograph by courtesy of, 221
Johnson, Leonard, article by, 54
Kains, M. G., article by, 538
Kamera, photograph by, 223, 224
Kaufman, Gerald Lynton, article by, 302
Keeping a secret, 408
the weather outdoors, 304
Kelly, J. E., houses designed by, 231
Kelvinator Corp., photograph by courtesy of, 311
Kenwood Mills, Photograph by courtesy of, 189
Keppler, H. Victor, photograph by, 115, 123, 131, 221, 223, 224, 226
Kitchen, Color in the, 52
First aides in the, 126
for convenience, Outfitting the, 398
stoves, care of, 588
Kitchenette Art Shop, photograph by courtesy of, 127
Knives and forks for the dining table, 402
Koerner, Harry, house and garage designed by, 303
Kruhm, Adolph, article by, 44, 316
Lacquers and paints, 395
Laird, Donald A., article by, 139, 228, 301

Lamps for comfort, Decorative, 397
Lang, Eugene J., house designed by, 42, 302
Larus, Elizabeth T. and John R., article by, 536
Lawrence, Marjorie, article by, 115, 220, 297, 401, 517
Leigh, Ruth, article by, 518
Le Saye, Mrs. F. H., garden of, 628
Leshner Whitman Co. Inc., photograph by courtesy of, 131
Lewis & Conger, photograph by courtesy of, 400
Lily, transplanting the Regal, 354
Lime and Christmas Roses, 354
Lindberg, H. T., house and garage designed by, 303
Linen chest, Refilling the, 307
Linsens for the Thanksgiving table, 123
Linen Guild, photograph by courtesy of, 211
Living room in good taste, The, 49
Loeser, Frederick, & Co., photograph by courtesy of, 226
Lord & Taylor, photograph by courtesy of, 128, 184, 206-C, 224
Luckett, James D., article by, 539
Macy, R. H. & Co., photograph by courtesy of, 47, 115, 125, 127, 128, 134, 138, 217, 221, 222, 223, 224, 226, 227, 309, 344, 394
Making more of your favorites, 406
your own repairs, 598
Man who likes to build, For the, 57, 137, 312
Mandix Co., photograph by courtesy of, 221
Mark Cross, photograph by courtesy of, 223
Matthews, Warren Shepherd, house designed by, 287
Mayer-Kuck Studios, photograph by courtesy of, 220
McBurney & Underwood, room decorated by, 420
McCann, Lee, article by, 122, 310
McCreery, James & Co., photograph by courtesy of, 40, 55, 123, 222, 398, 400, 403, 422, 527, 530
McCutcheon, James, & Co., photograph by courtesy of, 122, 134, 307, 374, 401
McFarland, J. Horace, article by, 214
McGibbon & Co., photograph by courtesy of, 401
McManus, Charles J. house owned by, 132
McMein, Neysa, home of, 391
Mechanic who likes a forge, For the home, 591
Mellor, Meigs & Howe, house designed by, 132
Merrill, Dana, photograph by courtesy of, 220
Meylan, Paul, home owned by, 290
Mirrors, 528, 529
Missouri Botanical Garden Bulletin, photograph by courtesy of, 535
Mitteldorfer Straus, photograph by courtesy of, 224
Modern reflectors, 528
Mohawk Carpet Mills, photograph by courtesy of, 40, 227
Morse, Norman K., article by, 537
Mosse, Inc., photograph by courtesy of, 134, 307, 401
National Garden Association, 13, 199, 356, 472, 628
Nature has lent a helping hand, Where, 512
New walls for every home, 399
New York World garden contest, 356
Nixon, Virginia, article by, 398
Noise, Spare the nerves by preventing, 228
Normandy chateau type for \$14,200, A, 295
Norton, Kay, article by, 216
Now see your own finish, 395
Oak Flooring Co., photograph by courtesy of, 527
O'Brien, Harry R., article by, 234
Oil, spraying insects with, 410

Oilcloth, That once despised, 226
Okie, R. Brognard, house designed by, 385
Oriental rugs, Modern, 531
Outfitting the kitchen for convenience, 398
Ovington's, photograph by courtesy of, 128, 222
Own or rent, -there is no question, 390
Paints and lacquers to transform furniture old and new, 395
Palm for the house, The, 358
Parker, Carleton A., home of, exterior views, 30; interior views, 298
Parker, Stafford H., home of, 59
Parker, William Stanley, article by, 117
Parsons, Sara, photograph by, 134, 168, 307
Peckham, Henry A. B., garden of, 235
Perennial border, 406
cuttings, chart, 474
Perennials, 361, 544
Pewter for the home table, 124
Pictures in the home, The place of, 296
Pierce, Anne, article by, 59
Pierson, Katherine, photograph by courtesy of, 310
Plan for a long shallow lot, A, 43
Fruit and vegetables, 618
garden, 43, 132, 133, 318, 366, 367, 387, 521, 537, 540
house, 42, 61, 120, 121, 146, 218, 231, 294, 295, 300, 386, 388, 389, 520, 522, 523, 549
room, 33, 306, 396, 530
Planting for the Colonial, Shrubbery, 387
for the new lot, Instalment, 540
Plants and bulbs for flower borders, 634
for Christmas time and after, 237
house, All-season bloom from, 36
Unfriendly, 269
Plates and plate for a pittance, 217
Plumbing fixtures, 393
Polish home in New England, A little, 382
Ponsell Floor Machine Co., photograph by courtesy of, 532
Premier Duplex Vacuum Cleaner Co., photograph by courtesy of, 532
Price, Matlack, article by, 394
Provost, Butler, house designed by, 32
Pruning Knife in the fall, The, 60
Purse, What is new for the housewife's, 35
Quint, I. George, article by, 314, 416, 542
Radder, Norman J., article by, 393
Raspberry for the South, A new hybrid, 562
Ray, L. B., article by, 588
Reed & Barton, photograph by courtesy of, 124
Reese, Stanley, painted by, 49, 50, 51, 52
Reflectors, modern, 528
Reminders, Garden, 66, 103, 242, 322, 482, 616
Household, 64
Rent or own—there is no question, 390
Repairs, Making your own, 598
Richmond, Grace S., article by, 213
Ries, Estelle H., article by, 119
Ries, Victor H., article by, 60
Roberts, Mrs. Philip, home of, 513
Rock gardening, The fascinating fun of, 44
Rockwell, F. F., article by, 46, 315, 407
Roof, What to do with the old shingle, 136
Room, What makes a comfortable, 306
Furnishing the combination, 530
The story of a changed, 517
Rooms bare spots, Have your, 309
Rooting cuttings in the house, 144
Rose love, First steps in, 534
Rossiter, Samuel, article by, 598

Royal Copenhagen Porcelain Inc., photograph by courtesy of, 221
Rug, designed by Tony Sarg, 227
Persian or Chinese, 64
Rugs, How to buy and care for them, 40
Modern Oriental, 531
Saks Fifth Ave., photograph by courtesy of, 223
Sanders, Constance Blake, article by, 291, 383
Sarg, Tony, rug designed by, 227
Save the Surface Campaign, photograph by courtesy of, 524
Scheinert, Carleton A., article by, 586
Schultz & Warriner, house designed by, 388, 389, 522
Schultz & Whitney, house designed by, 61, 120
Schumacher, F., & Co., photograph by courtesy of, 308
Scott, Franklin, drawn by, 392
Sebold, Howard R., article by, 43, 387, 540
Seed sowing chart for wherever you live, 542
Seeds, An early indoor start with, 535
Service for your daily three meals, Correct, 402
Seven hundred dollars for three rooms and bath, 115
Seventy-five foot lot, What you can do with a, 42
Shado Lawn and Home Crest, N. Y.—houses built at, 231
Shaw, Ellen Eddy, article by, 38, 144, 237, 320, 409, 535
Shelves, Putting up, 584
Shlie, Myrtle M., rooms decorated by, 216
Shrubbery planting for the Colonial, 387
Shrubs to think about, Three, 539
Silver for the home table, 124
Slip covers, 130
Smith, Richard Averill, photograph by, 30, 57, 112, 227, 296, 298, 391, 531
Snowball, European, 539
Snyder, H. Rossiter, article by, 57, 137, 229, 312, 404, 533
Soil's the thing, The, 320
Solving the furniture placement problem, 594
Space Saving Furniture Corp., photograph by courtesy of, 56
Spare the nerves by preventing noise, 228
Stains, How to remove, 581
Standard Oil Company of New York City, exhibit held by employees of, 472
Starkey, Marion L., article by, 235
Start early and arrive sooner, 416
Stenciled floors—a new treatment, 524
Stern Bros., photograph by courtesy of, 212, 224, 226, 308, 403, 527, 531, 566
Stevens, G. A., article by, 534
Streeter, Bertha, article by, 142
Storm Doors, A word about, 64
Story of a changed room, The, 517
Stoves, Care of kitchen, 588
Studio-home, A remodeled: Wolf Pits, 383
Sunrooms for winter days, 128
Table service, 402
Tableware, Rainbows in, 125
Taylor, Lucy D., article by, 33, 306, 396, 530
Terhune, Albert Payson, article by, 215
Thanksgiving—the ideal 1928 model, 111
table, The well set, 122
Thibaut, photograph by courtesy of, 466
Thornton, Mary, photograph by courtesy of, 224
Three rooms and bath, \$700 for, 115
Through the modern looking glass, 529
Tilden, R. S., article by, 300, 385, 525

INDEX TO THE AMERICAN HOME

Tool chest as a Christmas gift, A boy's, 229
 chest, The garden, 409
 Trees, The big difference a few make, 533
 Trellises and arbors, Making your own, 404
 Utensils that serve to make cooking easier, 53
 Van Anda, George H., photograph by, 290, 291, 379, 382, 383
 Van Santvoord, Wilma, article by, 391
 Vases, Growing everlastings for, 640

Vegetable chart, 362, 488, 636
 Vegetables, Why don't you grow good, 316
 Waida, Robert, photograph by, 53, 55
 Walker, A. R., article by, 414
 Wallace, Philip B., photograph by, 132, 385
 Wallpapers, 399
 Walton, Mrs. Joseph, garden of, 537
 Wanamaker, John, photograph by courtesy of, 217, 305
 Wardian Case, The, 237
 Wardian Case, Making a, 354
 Ware, Romaine B., article by, 45, 141, 242, 313, 482

Washday, A hint for, 264
 Washington Square Bookshop, photograph by courtesy of, 220
 Wayne, Gordon B., article by, 225
 Weather Outdoors, Keeping the, 304
 Weather strips, Put on your, 64
 Weber, Henriette, article by, 296, 395, 524
 Weller Potteries, photograph by courtesy of, 222
 Wells, Eleanor, article by, 402
 What to look for when you buy or build, 385, 525
 Where Nature has lent a helping hand, 512
 When we go a furnishing, 396

Whirdry Corp., photograph by courtesy of, 532
 White, John A., article by, 584
 Whitman, Roger B., article by, 31, 136, 230, 304, 390, 515
 Whittall Associates, Ltd., M. J., photograph by courtesy of, 40
 Window dressing, The art of, 308
 Windows and doorways for health, 59
 Winds, 612
 Winn, Mary Day, article by, 211
 Winter vegetables, fresh, from the cellar, 58
 Wolf Pits: a remodeled studio-home, 383



In and About the Garden



[*Edward Parson*]

TIMES change and we change with them." The inexorable laws of progress and change make THE AMERICAN HOME the successor of the Garden & Home Builder, which itself was the outgrowth of the old Garden Magazine.

Modern home making has taken on a new character. House building, furnishing, and interior decorating, household equipment, exterior ornament, and ground embellishment have come to be integral parts of the one real motive—home making. It has been well said, "Every garden means a home." Yes, but the reversed thought that this suggests, that every home means a garden is not yet a realization. It is a distant ideal, perhaps never to be fully achieved; yet how very much nearer we have come to the theoretic goal than we were twenty-five years ago! The "garden" of that time was that section of the home plot devoted to vegetables. If there were no vegetables, there was no garden—only a "yard," back or front as the case might be. The more pretentious suburbs of our larger cities had "lawns," which was meant to include not only the grass area but any surrounding shrubbery as well.

It has often been said that the American people are not "plant minded" and that in comparison with people on the other side of the Atlantic they have a long way to go in that respect. Unquestionably there are differences in the point of view on the two sides of the ocean, but here we claim to be more "garden minded," because the American garden is part of the American home rather than an attachment to the dwelling where plants are collected and cultivated, which is primarily the European point of view; and garden design—the fitting the right type of garden to a given home plot—a secondary thought. It is a mistake to copy garden plans and materials of foreign countries in an effort to make the proper setting for the American home. In the past even our garden literature was made in England and imported, with disastrous reactions.

We cannot always use identical plant material in the identical manner. Besides, there are so many plants that we can grow here that are not possible in England or perhaps anywhere else in Europe.

So the problem of the garden for the American home is not the problem of the European garden, and we must work out our own solution. I have no doubt at all but that the growth of garden mindedness was seriously restrained for very many years by a failure to recognize this basic fact. And that thought will be

the guiding principle to direct our horticultural activities in the future as it has in the preceding years.

We shall continue in our efforts to serve the gardening interests of the readers in the most practical way, always having in mind the bettering of the home surroundings and enjoyment of living. We shall not fail to foster interest in newer plants and flowers that really add to the joys of gardening. The good old gives place to the better new, whether it be in Dahlias, Irises, and Roses, or in carpets, wall papers, and hangings. The modern American home is in need of and demands the one as much as the other.

The increased appreciation of what planting means to the new home is most encouraging. This growth of interest in exterior adornment has been stimulated not alone by the plant producers and nurserymen themselves, but it has caught on with real estate developers who found that the investment of but a very few dollars in setting out a few ornamental plants around a newly finished home earns a return that repays the capital investment many times over. A hundred dollars expended in plants increases the sales value of a house by at least \$500. The desire for mere beauty in effect and appearance in the exterior of the home has reached the feeling that good architecture now demands that adequate setting which appropriate planting alone can supply. Our suburban real estate developments of the modern type rely very greatly upon the appeal to the aesthetic sense and the nurseryman is being called upon to help in what is called "landscaping," but really is plain planting.

The nurseryman was the pioneer and for long the only practitioner, and the country owes him a debt. The landscape architect is a recent development and is still unavailable for the average small home. But the dealer in ornamental plants is usually the first resort of the new home owner who confronts a simple, and perhaps an ordinary, conventional problem. The real service rendered by the local nurserymen in improving local conditions, has not been recognized in its full significance. He may not be a great artist in design, but he certainly knows the growing capacities of the materials that form his stock in trade. Small nurserymen are cropping up in growing communities—plant dealers who do not reach out for business beyond a radius of a very few miles. These local nurseries all draw their material from the larger, specialized nurseries, and from the regions where plant production is a staple industry, as Lake

County, Ohio, and various sections of western New York.

The nurserymen themselves have only lately come to realize the tremendous volume of business that this growing desire for better home environment has developed for their special industry, and at the convention of the American Association of Nurserymen held in Denver this year, some startling figures were brought into evidence as the result of a country-wide survey made to ascertain what was the probable future market. The survey showed that the average suburban plot is only about 22 per cent. planted. By the way, is your home plot within this average?

There has been criticism of the nursery trade, as a whole, on the ground that the nurseryman does not offer the best kind of material for the purpose in view, but rather offers what is quick growing, short lived, transitory in effect, and that its use involves later reconstruction and reorganization of the entire plot.

But there is another side to the question, and it is fair enough to ask whether the most desirable course, for the average new home owner, is to insist on the finest, slow-growing and permanent material which without question is in the long run the most desirable. Quick-growing material can be sold in respectable sizes at much lower prices than slow-growing plants of the same sizes and therefore the lower-priced material makes possible a finished picture that might possibly be out of the question on the point of cost, if ultra refinement of material is sought, let alone the matter of the availability of such plants. I think the practical method of planting is to furnish adequately at the time, and subsequently to replant, reconstruct, replace, and embellish with finer specimens and new plants as time goes on.

A great many people develop a sentimental admiration, almost veneration, for a shrub, or a tree that has grown to maturity under their own care and ownership, and as a consequence we see many overgrown gardens where the houses are hidden behind a budding forest because the owners have not had the courage or the vision to cut out and eliminate as the plants grew from youth to maturity. Plants are growing, plastic materials; they do not "stay put," and surely they should be regarded in the same light as any other kind of furnishings about the house and home.

We redecorate the interior with new wall effects, new curtains, new rugs from time to time, as fancy and fashion dictate. The same point of view should be applied to the home grounds.

Tulip Bulbs Due Soon—Order NOW!

The finest crop of Dutch Bulbs is now in transit. Never before has either the quality of the bulbs we have harvested, or the quantity of such quality bulbs, been better. Results: You will be able to make a finer Tulip garden at less cost than ever before.

Below we offer a few outstanding leaders in the principal classes of the finest of all Tulips—the May-flowering kinds. Other

varieties are offered in our special list for which please write. But whether you want Tulips or Daffodils or Hyacinths, rest assured that, in ordering here, you get ought but

Darwin Tulips

Six Winners of Exceptional Character

Eclipse—Deep, rich, glowing blood red. 30 inches high. **\$1.60 per doz., \$12.00 per 100.**

La Tristesse—Dull slaty violet, yellow tinged base, slaty on margin. 26 inches. **60c per doz., \$4.00 per 100.**

Aphrodite—Clear, silvery rose-pink. 30 inches. **\$1.95 per doz., \$15.00 per 100.**

After-Glow—Rosy orange, edged salmon. 30 inches. **\$1. per doz., \$7. per 100.**

Robinson—Bright blue-purple, changing to ashy blue-purple. 32 inches. **\$1.60 per doz., \$12. per 100.**

Anton Mauve—A large mauve-violet. 28 inches. **90c per doz., \$6. per 100.**

OFFER

6 each of above 6 superb Darwins **\$3.50**
12 " " " " " " " " " " " " " " **6.50**

Order as Group 1

"Bulbs in a Class All Their Own"

Bulbs that are grown right by craftsmen who have studied this work all their lives—Bulbs that are cured right, to develop into the finest of flowers that bulbs may hold—Bulbs that are handled with care and packed with even greater skill, to insure safe arrival.

If that type of Bulb Service interests you, please write or order today, mentioning where you saw this advertisement.

ZANDBERGEN BROS., "Tulipdom"

Oyster Bay, Long Island, New York

Nurseries at Valkenburg, near Leiden, Holland
and at Babylon, Long Island, New York

Extra Choice Breeders

Six Outstanding Tulip Achievements

Prince Albert—Glowing mahogany-brown, shaded dull bronze with green base. 30 inches. **\$1.15 per doz., \$8. per 100.**

Dom Pedro—Coffee-brown, edged golden brown. 24 inches. **\$1.35 per doz., \$10. per 100.**

Louis XIV.—Dark purple, flushed bronze, margin of golden brown. 32 inches. **\$1.35 per doz., \$10. per 100.**

Panorama—Brilliant, deep orange shaded mahogany. 22 inches. **90c per doz., \$6.00 per 100.**

Apricot—Ruddy apricot, edged bronzy buff. 26 inches. **\$1.15 per doz., \$8. per 100.**

Velvet King—Dark maroon-purple. 26 inches. **\$1.15 per doz., \$8. per 100.**

OFFER

6 each of above 6 superb Breeders, **\$3.00**
12 " " " " " " " " " " " " " " **5.50**

Order as "Sextette Royale"

Every Bulb Guaranteed to Bloom as Promised!

For the Longest Period of Bloom
Plant **COTTAGE Tulips**

Picotee—Creamy white, edged deep rose. 24 inches. **60c per doz., \$4. per 100.**

The Fawn—Pale rosy fawn, changing into blush rose. 20 inches. **60c per doz., \$4. per 100.**

Gesneriana Spathulata—Enormous, bright scarlet flowers on sturdy 26 inch stems. **60c per doz., \$4. per 100.**

Inglescombe Yellow—Radiant canary yellow—a large globular flower of great substance and elegance. 23 inches. **60c per doz., \$4. per 100.**

Moonlight—Luminous canary yellow. Large oval-shaped flowers. 24 inches. **70c per doz., \$5. per 100.**

Orange King—Deep orange, shaded rose. Large globular flowers of sweet fragrance. 20 inches. **60c per doz., \$4. per 100.**

OFFER

6 each of above 6 lovely Cottage Tulips **\$1.75**
12 " " " " " " " " " " " " " " **3.00**

Order as Group 2

This Trademark Stands for "A Square Deal"

Square in that it guarantees all our bulbs to be of uniformly dependable blooming qualities. Should any of them with ordinary care, fail to bloom as per our catalog descriptions we will replace them free of charge another year. This is the most sweeping guarantee ever offered.



A Border of 12 May-Flowering Tulips
15 Bulbs of each sort **\$10.00**

During the last decade Zandbergen Bulbs have been perpetual Blue Ribbon Winners at Flower Shows throughout the country. The varieties in this selection all bear extra choice flowers of great substance and beauty. More detailed descriptions may be found in our free catalog, under the various classes to which the varieties belong.

John Ruskin—Salmon-rose, edged yellow. **70c per doz., \$5. per 100.**

Louis XIV.—Purplish bronze. **\$1.35 per doz., \$10.00 per 100.**

Dream—Pale heliotrope Darwin. **65c per doz., \$4.50 per 100.**

Eclipse—Deep rich glowing blood red. **\$1.60 per doz., \$12. per 100.**

Pride of Haarlem—Rose-carmine Darwin. **60c per doz., \$4. per 100.**

Mrs. Moon—Golden Yellow Cottage. **75c per doz., \$5.25 per 100.**

Princess Elizabeth—Deep pink Darwin. **70c per doz., \$5. per 100.**

Clara Butt—Finest Salmon-pink. **55c per doz., \$3.75 per 100.**

Grenadier—Red with yellow base. **70c per doz., \$5. per 100.**

Faust—Dark satiny purple Darwin. **95c per doz., \$6.50 per 100.**

Bronze Queen—Soft buff Breeder. **65c per doz., \$4.50 per 100.**

Prince Albert—Glowing mahogany-brown. **\$1.15 per doz., \$8. per 100.**

180 Bulbs in All for Only **\$10.00**



THE NATIONAL GARDEN ASSOCIATION

To Promote the Annual Observance of National Garden Week

THERE is no phase of garden club work that means more to any community than the flower shows and garden contests they hold. A flower show, a lawn, or better garden competition invariably creates an element that no town whether large or small can well get along without—and that is community interest! Flower shows and contests can interest old and young, for the growing of perfect blooms knows no age limit.

In Detroit, Mich., the school children display an amazing interest and skill in their school gardens and the resultant competitions, while in Chicago where the garden clubs of the Public Utilities number twenty thousand grown-ups, the flower shows draw all corners of the city

Coöperating Societies:

- SOCIETY OF AMERICAN FLORISTS AND ORNAMENTAL HORTICULTURISTS
- SOCIETY OF LITTLE GARDENS
- ONTARIO HORTICULTURAL ASSOCIATION
- AMERICAN IRIS SOCIETY
- AMERICAN DAHLIA SOCIETY
- NATIONAL PLANT, FLOWER AND FRUIT GUILD
- WOMEN'S NATIONAL FARM AND GARDEN ASSOCIATION
- THE AGASSIZ ASSOCIATION
- NATIONAL HORTICULTURAL ASSOCIATION
- THE SCHOOL NATURE LEAGUE
- AMERICAN FORESTRY ASSOCIATION
- WILD FLOWER PRESERVATION SOCIETY

PRESIDENT:

Leonard Barron, F. R. H. S.

HONORARY VICE-PRESIDENTS

- Dr. J. Horace McFarland*
- Mrs. Francis King*
- Mrs. Thomas G. Winter*
- Mrs. Samuel Sloan*
- Mr. Frederick Newbold*
- Mr. Robert Pyle*
- Mrs. John D. Sherman*

together by a common bond. And in this day of rush and hurry and skyscraper abodes, there is a very definite need for such drawing together.

Pictured below are a few glimpses of what such garden club efforts are accomplishing. In Chattanooga, Tenn., where there is a city federation of twelve clubs, they not only laid out a model garden but they set the stage with a house and garden that portrayed the early home of the settlers complete even to the old flint lock ready to fire, of historic and educational value.

For information about contests, constitutions, and by-laws address *Secretary*, The National Garden Association, Garden City, N. Y.




The garden of L. W. Nack of the Utility Employers' Garden Club that won the \$1000 prize in the Chicago Tribune's garden contest



At the Flower Show conducted by the Chattanooga, Tennessee, Federated Garden Clubs, this "still life" flower picture won the prize



A garden nook as shown at the Second Annual Flower show of the Garden Club of Sandusky, Ohio



That the small plot of ground can have arbors, perennial borders, walks and a lily pool was shown by the garden clubs of Chattanooga at their recent flower show



A view of a Chicago garden showing what may be done in the way of planting the very small suburban plot



That the value of birds in the garden might be taught the children, the garden club of Battle Creek, Michigan, conducted a birdhouse contest (see left)



Get To Know Our Lady's Slippers!

OF ALL the wild flowers we know, our hardy native Orchids are easily the most fascinating. By exercising some care in the selection of suitable soil and situation their culture presents no problems. And the extra selected plants we offer are bound to reward you with extra choice flowers.

The Showy Lady's Slipper, as illustrated above, is well named *Cypripedium spectabile*. It is spectacular for the size of its flowers borne on stems about 2 feet tall. The color varies from rose-purple to nearly white, both colors being found in one and the same Orchid. It does well in constantly moist, shady spots and by enriching the soil with leaf-mold or peat moss it will happily thrive for years.

	Each	10	100
1 to 2-crown plants	\$.35	\$3.00	\$25.00
3 to 4-crown plants	.75	6.50	60.00
5 to 8-crown plants	1.50		

C. acule is also called Moccasin Flower. The flowers are borne singly on stems about a foot high. A well drained soil of 4 parts sand and 1 part leaf-mold suits it to perfection.

	Each	10	100
1 to 2-crown plants	\$.25	\$2.00	\$15.00

C. pubescens is the yellow cousin to the other two. Because of its twisted petals and narrow sepals it has a most graceful, almost airy appearance. Thrives most anywhere in soil rich in humus and reasonably moist.

	Each	10	100
1 to 2-crown plants	\$.30	\$2.50	\$20.00
3 to 4-crown plants	.50	4.50	40.00
Large clumps, 5 to 8-crowns	1.50		

SPECIAL OFFER—We will deliver postpaid:
 3 each of the 3 kinds 1 to 2-crown plants for \$2.50
 5 each of the 3 kinds, 1 to 2-crown plants for 4.00
 10 each of the 3 kinds, 1 to 2-crown plants for 7.00
 (Plant them in clumps—they thrive and look better)

One of May's Most Pleasant Surprises — Piedmont Azaleas

Have you some Pines or Spruces or Rhododendrons or any other reasonably tall, dark foliage plants on your grounds? Then you have the right background for a picture of surprising loveliness! The rosy pink to whitish flowers of *Piedmont Azaleas* furnish a delightful contrast, while their sweet fragrance invites to linger. Does well in sunny situations, where it will set more flowers and make a great display.

Piedmont Azaleas (*A. canadensis*) balled and burlapped specimen plants.

	Each	10	100
1 to 1½ feet	\$2.00	\$17.50	\$150.00
1½ to 2 feet	3.00	25.00	225.00

Interested in naturalistic types of gardens? Then you'll want our catalog, besides Special folder making seasonable offers of items suitable for fall planting.

GILLETT'S Fern and Flower Farm

3 Main Street
Southwick Mass.

At it Half A Century!



Hicks Has a Great Display of Rare and Unusual Plants

Many new introductions are growing in quantities in Hicks Nurseries. There are a dozen kinds of Cotoneasters, several varieties of Scotch Heather, *Rhododendron carolinianum*, *Azalea vaseyi*, *A. daturica*, *A. mucronulatum*, Mountain Laurel, *Andromeda*, and a score of other rare plants.

In the group of evergreens will be found Hicks' new Yew, Meyers Juniper, Japanese Black Pine, the upright and the flat forms of *Taxus cuspidata*.

Come to the nursery, select the specimens that appeal to you. Take them away in your car, or have them shipped for immediate planting. A new edition of our price list will be mailed on request.

HICKS NURSERIES

Box M Westbury, Long Island, N. Y.

H I C K S

This is YOUR OPPORTUNITY

To plant some of the FAMOUS CHERRY HILL STRAIN OF PEONIES FAMOUS THE WORLD OVER for their WONDERFUL BEAUTY and PRIZE WINNING QUALITIES.

If planted this Fall you will get much better blooms than if you delay your planting until next Spring.

When you see the size and quality of our plants you will find our prices reasonable indeed.


CHERRY HILL NURSERIES

(T. C. Thurlow's Sons, Inc.)

West Newbury

Massachusetts

Catalog



Contents *pages incorrect*
for
OCTOBER, 1928

VOLUME I NUMBER I

A House or a Home?	Edward W. Bok	19
A Small Home that Fits Its Site		20
How Much House Can I Afford?	R. B. Whitman	21
Lessons in Decorating	Lucy D. Taylor	23
What Is New for the Housewife's Purse?	Elizabeth Craybel	25
All-season Bloom from House Plants	Florence Taft Eaton	26
First Steps in Gardening	Ellen Eddy Shaw	28
What You Can Do on a 75-foot Lot	Eugene J. Lang	30
Plan for a Long Shallow Lot	Howard R. Sebald	31
Rock Gardening	Adolph Kruhm	32
Planting Next Year's Garden	Romaine B. Ware	33
The Under Glass Garden	F. F. Rockwell	34
The Hidden Qualities of a Good Bed	Phoche Cole	35
The Magic of Color in a Room	Margaret Fleming	36
Color Plates: The Home in Good Taste		37
Kitchen Utensils		41
Rugs—How to Buy and Care for Them	Grace L. Daggett	42
Foundation Planting	Leonard Johnson	44
Color and Comfort for the Bathroom	Anne Hyatt	45
The Care of Our Belongings	L. Ray Balderston	46
For the Man Who Likes to Build	Rossiter Snyder	47
Fresh Winter Vegetables From the Cellar	Charles Dolphin	48
Windows and Doorways for Health	Anne Pierce	49
The Pruning Knife in the Fall	Victor H. Rice	50
Two Houses	Schultz & Whitney	51
Up-to-date Devices	Wilma Luyster	52
Household Reminders		64
Garden Reminders		66
Hearthstone Editor's Chat		78
Shop Windows of Mayfair	Shirley Paine	84
National Garden Association		13
In and About the Garden	Leonard Barron	11

Contents of previous issues of Garden & Home Builder can be found by consulting the Reader's Guide in your library.

ELLEN D. WANGNER,
Editor

LEONARD BARRON,
Horticultural Editor

Forecast for November

WHEN our November issue comes off the press the bracing autumn weather will be upon us and boundless energy will naturally direct our thoughts and actions toward improving our homes, inside and out, for the winter season. Always a bit of guidance brings fresh ideas and new suggestions, and with this in mind we have compiled our November issue.

For the woman who is buying new furniture is Grace Daggett's article on "How to Buy a Good Chair"—a few helpful hints. Winnifred Fales contributes a few pointers on slip-covers; how to go about selecting, cutting, etc. And the page of new fabrics pictured in all their lovely designs will supplement Miss Fales's advice. Marjorie Lawrence tells a convincing story of "\$700 for Three Rooms and a Bath."

We will be looking forward to Thanksgiving, and planning for the holiday dinner—linens, china, table decorations, appropriate to the season. Our four-page sepia insert pictures some specially designed tables with selected tableware—linen, glassware, silver and the lovely new pewter.

For the beginning gardener we continue Ellen Eddy Shaw's "First Steps in Gardening"—and "Bulbs as House Plants," by Olive Hyde Foster, will interest everyone. Romaine B. Ware contributes "Looking Forward to Better Gardens"—making the most of the current season's experiences in order to improve next year's garden. Those of us lucky enough to be planning winter sojourns will enjoy Amelia L. Hill's "Novel Plants for Southern Gardens."

DOUBLEDAY, DORAN & COMPANY, INC.
GARDEN CITY, N. Y.

OFFICERS

F. N. DOUBLEDAY, Chairman of the Board	RUSSELL DOUBLEDAY, Secretary
NELSON DOUBLEDAY, President	JOHN J. HESSIAN, Treasurer
GEORGE H. DORAN, Vice-President	LILLIAN A. COMSTOCK, Asst. Secretary
S. A. EVERITT, Vice-President	L. J. McNAUGHTON, Asst. Treasurer

COPYRIGHT, 1928, BY DOUBLEDAY, DORAN & COMPANY, INC. ALL RIGHTS RESERVED. TITLE REGISTERED IN U. S. PATENT OFFICE. Subscription \$1.00 a Year; for Canada, \$1.50; Foreign, \$2.00. Entered as second-class matter at Garden City, New York, under the Act of Congress, March 3, 1879.



Sarracenia—the ferocious Pitcher Plant



Arisaema—Jack-in-the-Pulpit

VERMONT FERNS AND FLOWERS

AMONG the forest clad slopes and verdant valleys of the Green Mountains grows the most fascinating and luxuriant array of ferns and flowers. Every bog, or forest pathway, or rocky cliff presents an enchanting picture of Nature's gardening.

Six Varieties for the Shaded Rocks

AQUILEGIA CANADENSIS. Wild Columbine, a red and yellow dandy who loves to sit on the ledges by the road and watch the "folks" go by where he can see and be seen.

CAMPANULA ROTUNDIFOLIA. Blue Bells of Scotland. Most fragile in appearance, yet of extreme vitality and hardness, bearing a wealth of dainty, drooping bells throughout the entire summer.

DICENTRA CUCULLARIA. When Nature, the Tailor, fashioned the Dutchman's Breeches, a dozen or more pair were put on one stem. Probably allowance was made for tearing them on the rough rocks where this plant seems most at home.

HEPATICACUCULLARIA. We cannot poke fun at the dainty Hepatica. The pink, white, and blue flowers rising from the heart-shaped evergreen leaves are too lovely for this.

IRIS CRISTATA. An optimistic little fellow of heavenly blue who struts as if he were four feet tall instead of only four inches.

TIARELLA CORDIFOLIA. Foam Flower. The fluffy white flowers and evergreen leaves are fine. Its disposition is sweet, but the soil must be sour.

Twelve each of above six varieties of rock plants, 72 plants in all, for \$10.00

Six Kinds for the Bog Gardens

CHELONE GLABRA. The White Turtlehead might be expected to be surly but it really is very agreeable, being easy to grow and staying in bloom a long time.

CALTHA PALUSTRIS. "The Wild Marsh-marigold gleams like fire, in swamps and hollows gay."

IRIS VERSICOLOR. Maybe the Wild Fleur de Lis is so blue because it has its feet in the water much of the time?

PHYSOSTEGIA VIRGINICA. The pink and white False Dragonhead gives you full value. It stays in bloom weeks, either on the plant or as a cut flower.

SARRACENIA PURPUREA. A regular ogre, this Pitcher Plant which "eats 'em alive"! Meaning, of course, the foolish insects which come too close.

THALICTRUM POLYGAMUM. Adding dignity to the bog, the Tall Meadow Rue raises its proud head of lovely white three to four feet as if to get away from its 'roughneck neighbors.'

Twelve each of the above 6 varieties for \$10.00

For that Woodland Pathway

ARISAEMA TRYPHYLLUM. Jack In The Pulpit preaches a silent sermon. Would that some preachers of the genus homo would follow his example!

SANGUINARIA CANADENSIS. The snow white blossoms of the Bloodroot should not be picked, for the dripping sap from the stems is red like blood.

CLAYTONIA VIRGINICA. Dainty and shy, the pink and white Spring Beauty blooms in April. Then the leaves die down till another Springtime calls.

VIOLA PUBESCENS: The Downy Yellow Violet adds a bit of pure yellow to a pink and white season.

TRILLIUMS. *Trillium Grandiflorum.* Snow Trillium of purest white, neighborly and accommodating. *Trillium erectum.* Call it "Wake Robin" or "Bloody Benjamin". The only villainous thing about it is the smell, but you don't have to get your nose too close. The large red flowers are most attractive. *Trillium erythrocarpum.* Painted Trillium. A sport model with pink and white stripes.

Twelve each of the first four varieties and twenty-four Trilliums, your choice of varieties, 72 plants in all, for \$10.00.

Woodland Gems with Bright Berries

CLINTONIA BOREALIS. Clusters of yellow, lily-like flowers, in early summer are most attractive. The intense color of the fruit in August gives it the appropriate name of Bluehead.

ACTEA ALBA. A true Vermonter. The delicate flower heads of the White Baneberry are followed in late August by glistening white fruit.

ACTEA RUBRA. Just to be different, the Red Baneberry has fruit of dazzling red, but the blossom is like its white berried relative.

POLYGONATUM BIFLORUM. The Solomon's "Seal" is on the roots, but the green flowers and blue fruits are on the underside of the 12 to 18 inch stalk.

STREPTOPUS ROSEUS. The Wood Nymphs took a Solomon Sea, divided it into three branches instead of one, painted the flowers a delicate lavender-pink, made the fruit much larger and scarlet instead of blue and called it Twisted Stalk.

CORNUS CANADENSIS. This plant is "on the square", both in arrangement of its evergreen leaves and its large pure white blossoms. The fruit is scarlet and edible, if the appetite is sufficiently keen.

Twelve each of the above six varieties for \$10.00.



Dicentra—Dutchman's Breeches

A Border of Hardy Ferns

PTERIS NODULOSA. Ostrich Fern, waving its giant plumes to a height of four or five feet forms an admirable background for:

ADIANTUM PEDATUM. Maidenhair Fern, whose charming grace and beauty makes it one of the most attractive of all ferns. Two feet high and adapted to rocks or borders. See to right, in center illustration above.

DENNSTEDTIA PUNCTILOBULA. Hayscented Fern, forming dense mats of twelve to fifteen inch fronds and bearing the aroma of newmown hay.

For \$10.00 we will send you 25 Ostrich Plume, 25 Maidenhair, and 50 Hayscented Ferns. 100 Ferns in all

Very Special Combination Offer

We make no restrictions on the number of collections to a customer, and as an added inducement to secure large orders, we will send six collections to one customer for just \$50.00.

Besides specializing in native plants, we have a very fine assortment of rock plants, evergreens, shade trees, shrubs (thousands of large, perfect specimens for immediate effect), fruit trees, and berry plants.

We will be glad to have you visit our Nursery, but if you cannot, may we send you our free, illustrated catalog.

George D. Aiken, Box V., Putney, Vt.
"Grown in Vermont, It's Hardy"



Trillium grandiflorum—chaste white

A house or a home?

Edward W. Bok discusses a question vital to everyone

TENS of thousands of houses are built in the United States each year, but the proportion of these houses which become homes is lamentably few. Nor does it matter whether the house consists of forty rooms or of five. It is what the mistress of the house puts into it of her inner self that leaves it a house or transforms it into a home. It is not the furniture that makes a home, but the atmosphere in the house that at once exhales the home feeling, put there by both the wife and the husband!

There is a mistaken notion that woman creates a home. She does, in a large sense, because she is its mistress and spends a large portion of her life in it. But the husband contributes, too. Making a home is not a single, but a joint affair. The wife cannot do it alone, but jointly with her husband's help she can. A husband who simply uses his house as a place in which to eat and to sleep rushing out in the morning after obscuring himself behind a newspaper at the breakfast table, coming home at the last moment at the close of a business day to eat a hurried meal and rush out again to his club, or lodge, or a hand at cards, contributes nothing to the home atmosphere. To make a home out of a house means to live in it and to find rest and quiet and comfort there in the evenings before the fire or under the lamp light.



BUT we will not increase our American homes if the present tendency among American girls to "do something" after finishing school grows as it is growing at present. Time was—and it is not so long ago—when a girl through with school or college went home with no idea beyond that home, and being a daughter to her mother. Now, the average girl begins before school is ended or before her graduation date, to ask herself and ask her companions, "What are you going to do after finishing here?" and the "what" is inferred to mean some position outside of the home. The highest job a girl can fill, that of being a daughter in her parents' home, seems to have gone out of the average girl's mind.

She must do something: fill some position of uplift or office position and be away from home and mother all day long, forgetting that is exactly what she has been doing for four or six years previous to her homecoming. She excuses herself in all this by saying that by going into the world of affairs she can become a better help-mate to her husband by knowing at first-hand what he has to go through each day. But that knowledge happens not to be her job: it is her husband's job which he was created to fill. Her job in large part is to make a home. She cannot learn that in an office, or connected with

a welfare organization. But she *can* learn it (or rather imbibe it) by remaining at home and, by being a daughter, train herself to be a wife.

For the art of home-making is essentially atmospheric, it is nothing tangible. It is subtle; you cannot point to it as one can to a table or a chair. It is created in a subtle sense by a wife and it is preserved and deepened by a husband. But a husband will—if not in every case, in the majority of cases—follow where he is led. No being on earth is inwardly fonder of a home than a man and he will gladly remain in it even if the atmosphere is provided for him. He can, on the other hand, be led into other paths if what he hoped might be a home is charged with disorder or restlessness or dissatisfaction.

So the making of a home is, in its final analysis, more fully in the hands of the wife—that is, for creation and leadership. Nor, should she remember, is she training herself alone in that creation. She is affecting not only herself but a future generation. Her children will imbibe what she as a mother creates. If she leaves her house to be a house, a place in which merely to eat and sleep, her children will imbibe that atmosphere and their house when they set it up will remain a house. It is folly to blame any young people for their shortcomings. They are what they are fashioned and moulded to be. What their parents are, they are very likely to be. If children are brought up and trained in a home atmosphere, they will imbibe it and carry it on into their homes later.



CHILDREN are, after all, advertisements of their parents, and you can—not always, but generally—gauge the older generation from the actions of the younger. If they are brought up in a home, with the home atmosphere permeating it, they will naturally know nothing else and will carry on in their own homes when they establish them. Raise children in an apartment with a radiator instead of the domestic fireplace and they will instinctively incline toward a similar abode when the time of their choice comes to them. Raise them in a home of one's own, with those subtle touches that make for a home, and they will instinctively incline toward that kind of an abode. We think only of disease as being contagious, but there is nothing more actually contagious than a home atmosphere—subtle, but absolutely sure. And the least we can do for our children is to expose them to such an atmosphere, so that the inoculation may "take" and their happiness be more deeply assured, and our memories more engrafted in their thoughts and natures.



Edward W. Bok



Photograph by Richard Averill Smith

A SMALL HOME THAT FITS ITS SITE

A piece of ground of uneven surface holds delightful possibilities for the home builder with vision. A low, rolling hillside covered with large oak trees at Hempstead, Long Island, when seen and purchased by Mr. and Mrs. Carleton A. Parker, immediately suggested the house they designed and built, which is so admirably fitted to its site. Its low stone walls with the long sweeping roof seem to snuggle against the hill beneath the overhanging trees which enfold it. Within, the house has different floor levels to lend

interest. The long windows shown opening on the terrace belong to the lower half of the living room which is raised two steps above this stone-flagged portion thus making a sunroom within a room. The attached garage at right opens on a side street so that the lawn remains unspoiled by a drive. The doorway placed at one side of the small overhanging balcony and long upper window lends interest to the entrance gable of this charming home that is familiarly known as "The Little Stone House"



If a house be carefully designed and fitted to its plot as is this dwelling at Grosse Point Park, Mich., it can hold endearing homelike qualities whether its cost be twenty thousand or five. Marcus R. Burrowes, Architect

How much house can I afford?

Some practical pointers in the financial problem of achieving the new home

ROGER B. WHITMAN

EXCEPT for a favored few, the buying of a house is a very great event. It is actively discussed long before it becomes possible, the problem being to buy with the money in hand all that the family asks for in desirability and convenience. It goes without saying that the house should meet the needs in number of rooms and in other necessary details. Fully as important as this, however, is another factor that only too often is lost sight of, the fitting of the house to the income.

As a family rarely has enough money to pay for the house in cash, purchase almost always involves a loan. Interest and often payments against the principal thus become annual charges that the owner must be prepared to meet, and to them are added the other obligations of house ownership:

taxes, insurance, fuel, repair and upkeep. These charges will continue year after year and should not demand so large a part of the annual income that the other

expenses of the family cannot be comfortably met with the balance. This point of view was brought out by a real estate agent when a client came in to say that he had decided on the house that he wanted.

"It's the one on Beach Street," he said. "It's larger than we need but I'm ready to do business. What's the first move?"

"That's a good deal of a house, Harry," the agent responded warily. "Are you sure you can swing it? It'll cost \$19,000, which means that to be safe you should have an income of at least \$6,500; if you haven't, you'd be overbought. The more a house costs to buy the more it costs to live in, you know, and you'll be on thin ice if you get one that costs more than 2½ or 3 times your income."

"That's a new one on me," said the buyer. "Where did you get that?"



A sturdiness of construction and restful simplicity of style are held in houses of this type designed by the Architects' Small House Service Bureau to cost \$11,000 in the Metropolitan area



John Wallace Gillies, Inc.

New or old, large or small, the house of Colonial inspiration takes on home charm—especially fine in Connecticut where this Stamford house of small cost was designed by Buller Provost



"Experience," answered the agent. "I've seen a lot of men lose out as house owners, and every time it was because they bought past that ratio. It isn't only around here, either; real estate men all over the country say the same thing and I'm convinced that three times the income is the absolute limit to what the house should cost. Even that is usually risky. Now, I don't want to be inquisitive; but does your income measure up?"

"No, frankly, it doesn't. I never thought of house buying from that point of view. Does it always work out that way?"

"Oh, no. A low priced house may be so poorly built that it will cost a lot more to live in than an expensive one. But as a general thing you will (continued on page 70)

Surely we owe a debt to the early Dutch settlers who gave to us this type of home that always appeals whether it fronts the street broadside or turns its gable ends



Here a fine balance was achieved by careful placement of every article in the room. Notice especially how height is suggested by using the table below the mirror

Lessons in decorating—where to begin

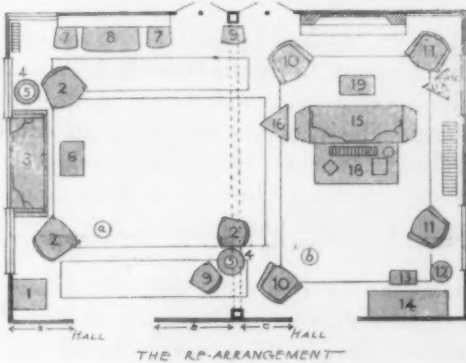
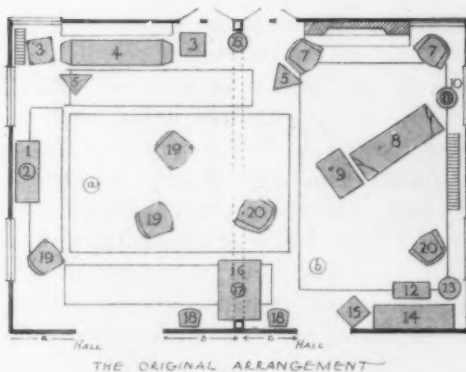
*How to use the furniture you already have—
Consider the proportions*

LUCY D. TAYLOR

FEW of us will ever be professional decorators, yet most of us, on the other hand, will do all of the buying and arranging of furniture for our own homes. Comparatively considered in relation to the usual problem of the professional decorator, our rooms are simple, our wants are simple—and we can help ourselves to the results we desire to attain with perfectly fair promise of a large measure of success.

But we may not hope to achieve success even under our much less complicated conditions without the willingness to “eat the bread as well as the cake” at the family decorating meal! For whether the problem be a simple or a complex one, the *principles* underlying it remain constant, and without strict adherence to and appreciative understanding of these principles, rooms become hodgepodes of hope showing clearly the lack of sound training.

Let's acknowledge this condition to-



gether quite frankly at the very beginning of this series of lessons. Then we shall understand each other and, I hope, get along famously. This department will try to bring to you just as many helpful, concrete suggestions as space allows—but always with the principles attached and explained so that you may acquire for yourself a sound way of thinking about interior decoration. It is never a matter of falling in love with a chair seen pictured in a magazine or in a shop window. It is always a matter of fitting things together in order to create a well-balanced, stimulating, and restful composition which expresses us, our lives, our thoughts, and our activities. In its finest expression, it is a fine art just as are architecture, sculpture, painting, and needs to be approached with due respect!

Sometimes you and I need pretty stiff jounces to shake us out of our



A few well placed pieces of furniture are wholly adequate when arranged in harmony with, and with consideration for, the architectural design and peculiarities of the room

Amenya

complacency. How many of us, for example, know how our living room looks to other people who do not see it with eyes that are blurred by "accustomedness?" "What is the matter with that mantelpiece? Of course, Susie's picture has to stay there and Aunt Mary gave us the candlesticks; and the vases were wedding presents. And as so many of the advertisements show big sofas in front of fireplaces, of course ours must be right! Yet the room never looks inviting!"

These are the kinds of problems in which this department wants to render you assistance. We know that nine chances out of ten you are not going to change the sofa! But we can help you place it in the room so that it will be positively inviting and teach you the rule that governs the best choice.

To this end, I have chosen for our first lesson a very difficult but common problem which has actually presented itself for solution. The possessors of the problem moved into a new house. The

old furniture did not fit. But, as is often the case, it had to be used, notwithstanding its incongruities, until such time as the family budget said "Go." I have chosen only the living room to study with you. Not a cent was spent, yet the room was greatly improved. Further improvement would have necessitated a good deal of expenditure. But even that could be managed wisely, step by step, if one had a clear conception at the outset of the goal that was to be achieved—the decorative effect.

Two "parlors" had been thrown together to make one long room which extended across one end of the house. The proportions were delightful and windows and doors balancing well made a good architectural basis upon which to work. One peculiar item went far in controlling the arrangement. A glance at the two room diagrams shows a rather long oblong. Normally this proportion—longer than wide—would ab-

solutely control the arrangement of the furniture. (*Principle: the architectural setting always controls the decoration, and the furniture arrangement must conform to it. In case this is poor, the rule still holds good, but with the added problem to the decorator of making her composition counteract as far as it is possible the architectural defects.*) In this case, where the two rooms were made into one there remained a heavy, low-hanging beam in the center of the ceiling which practically said, decoratively, "Even though this is a long narrow room, you will have to treat it as two separate parts and pull them together because that beam breaks the feeling of length and separates the thought."

A little study of the diagram with careful comparison of the new and old arrangement will show how this was effected. The two division effect was still more strongly accentuated by using the fireplace at the side (*Continued on page 68*)



What is new for the housewife's purse?

Novelties in furniture and furnishings

ELIZABETH CRAYBEL



A wealth of new things are to be found in this livable room: new and old hooked rugs, a cozy little footstool, candy jar on table at right, cigarette boxes and trays on every table, an old brass warming pan by the fire, on the mantel the animals now in such demand, and a replica of an old clock

The spick and span oil range now comes in white enamel with colored trim. It also has front and back cooking burners and an oven with heat indicator—a boon to the kitchen that does not have gas

THE housekeeper shopping for her home will need to divide her house money into small budgets, some for this and some for that, for she will not have to look far to find countless new things which she will wish to buy. Gay new furnishings both useful and decorative fairly leap off counters and out of shop windows at the woman seeking new things for her house. Even the sturdy kitchen range has flared out in colored enamel trimmings, with green, or bright red, or brilliant blue handles on the oven doors. Other models in gray enamel are trimmed with color and besides these

decorative additions the new 1928 gas ranges are superbly designed for service: ovens at the right height to be used without breaking the cook's back; oven regulators in place; easily cleaned surfaces; heat retaining ovens, so well designed and made that their behavior has become well-nigh faultless. Remarkably enough, prices on such ranges are reasonably close to the prices asked for the customary black and white enamel stoves; this item on the shopping list may be as decorative as the kitchen scheme demands and yet the budget will not be strained to the breaking point.

THE new oil ranges like their cousins of the gas and electrical denominations have taken on new style and color improvements. An all white porcelain enamel model is trimmed with blue; and the ovens on these ranges have heat indicators. The burners and regulators are like the simplest gas models.

Electrical ranges and small electrical cooking devices are even more daring than other kinds of stoves in the brilliant colors used to finish them. Small table stoves and grills show bright red or green or blue fronts while the larger ranges content themselves *(continued on page 92)*

All-season bloom

*Salvaging flowers from the garden
for winter bloom*


VISIT two homes one of which is plantless or practically so, and the other gay with window gardens full of colorful bloom and tender green, graceful ferns, and wreathing vines, and note the contrast! No inclusions or furnishings can take the place of plants and flowers, or give such an impression of hominess and cheer.

There are, however, house plants and house plants, and window gardens and window gardens. Some



To screen a small staircase nothing could be lovelier than inexpensive pots of ivy hung from the balustrade, as here in the studio of Pierre Duteil

Right is one of the new pot holders which are not only decorative pieces of furniture but which afford the plant ample growing space



Plants cease to be merely bits of greenery and become actual furnishings when placed in the modern iron holders and stands which are priced from \$5.00 up

from house plants

FLORENCE TAFT EATON

Photographs by Richard Averill Smith and Fab Studios, and by courtesy of Lord & Taylor, R. H. Macy & Co., Ovington's

windows and stands show a mass of bloom arising from fresh, luxuriant foliage, others a collection of unhealthy, misshapen stalks from which occasional spindly blossoms appear.

There's a great difference in the blooming capacity and length of blooming season of different house plants

Fortunately there are varieties for all situations and conditions. Ivies, Ferns, Tradescantia, little Palms, Aspidistras, Dracaenas, and other (continued on page 76)



A little more compact than the stand on the other page, this flower holder has a pleasing grace of line that nevertheless suggests sturdy strength



In this corner with its unusual iron furnishings any sense of chill formality has been dissipated by the growing plants in fern stand and wall pocket



A vivid contrast between the old and the new! This box of cactus from the age-old desert is upheld by this modern iron stand of simple design



For strictly formal planting of bulbs, set an even surface on the bed and use a marker for the exact placing of each bulb; then replace the covering soil

First steps in gardening

*Fall planting of bulbs for spring flowers—
what to buy and how to plant*

ELLEN EDDY SHAW

IF YOU have never had the pleasure of playing around with bulbs, why not start this fall? Even if your garden space is small, you may have bulbs. Let us take a few minutes and discuss this question of the outdoor bulb bed without confusing our minds with a list of unnecessary terms. Do not invest a lot of money, however, unless you know your bulbs, but rather start with a few of a number of kinds such as Tulips, Hyacinths, Narcissus, Crocus, Snowdrops, and Grape Hyacinths. Before ordering your bulbs decide upon where and how you are going to plant them for that will determine the number of bulbs you are going to order. For instance, bulbs may be planted formally in straight rows and beds; informally in clumps in the perennial border or anywhere in the garden, or scattered in the grass. This last method is spoken of as the naturalization of bulbs. If you decide on a formal arrangement of bulbs you will be able to work out from the size of your bed the number and distance apart of the bulbs. If you are to plant in clumps it is better to use from twenty to fifty bulbs to the clump, so that when they come up, they will look like something. Personally, I would never attempt to naturalize any bulbs in the grass (unless they be Snowdrops, Crocus, or Grape Hyacinths) if I did not have an extensive sweep of lawn. Digging up a small lawn

for Tulips and Daffodils is almost murder. People used to plant Tulips in formal round beds and formal long rows. Well, they lend themselves to formality. Here is a nice formal arrangement. Just think it out now in your own head: an oblong-center bed, with four rectangular beds about it, and paths between. Use this center bed for Roses and the surrounding beds for Tulips, to be followed by Begonias or Snapdragons.

IN PREPARING a bulb bed you may be comforted always by the fact that bulbs will grow in ordinary garden soil much more successfully than most other plants. The reason for this is very simple. Botanically the bulb is a bud and carries its own food, and a good supply of it, along with it. Packed around the plant, inside the bulb, are layers of food ready to help start the plant in its early growth. That is a very fortunate thing for us. Of course bulbs appreciate good soil and grow all the better for it, but can get on without it. This being settled, use the soil that the realtor has given you, or put on an application of rotted manure or some bonemeal to put it into better shape. Rake the soil well so that the added food may become a part of the soil. Dig down to the depth of one foot; turn the soil over well; rake it finely,

and you are prepared for planting. That is really all there is to preparation of the bulb bed.

Perhaps one should have a timetable first. Bulbs may be planted anytime from September on. October is an ideal month for the planting of bulbs. One may plant certain bulbs, like early blooming Tulips, up to Christmas time if the ground is still open and the weather good.

Now for depth of planting. Plant Hyacinths from five to six inches deep and five or six inches apart. Tulips, large sized bulbs, like Darwins, five to six inches deep and five inches apart; earlier and smaller bulbs, four inches deep and five inches apart. Narcissus, large bulbs like Daffodils, four inches deep and four inches apart, smaller ones like Jonquils, three inches deep and three to four inches apart. Plant Crocus two inches deep, three inches deep on north sides, and place them one to two inches apart. Snowdrops and Grape Hyacinths, five inches deep.

After these directions are given, I am sure someone will say, "Well, but exactly how do you go about it?" The answer is: If you are going to plant a formal bed, equip yourself with a garden line which means two stakes about one foot long, whittled at the end, and a good piece of garden line tied between. Buy plumbers' line for this or small-sized

clothes line. Stretch your cord along the place you are going to plant, and the proper distance apart dig a hole the proper depth for the bulb which is to go into the hole. Put in each hole about an inch of sand. This is a nice little bed upon which the bulb is to be placed, which drains off all surplus water and so prevents decay at the base of the bulb. Bulbs are planted with their pointed end, or nose, up and the base down. This is true for all bulbs.

Another device, besides the garden line, is the marker. That means a piece of wood, and every so many inches apart—four, five, or six according to the type of bulb you are going to plant—drive in pegs. Take this board and press it, peg side down, upon your garden area and you will find left upon the soil marks absolutely the right distance apart. Now, with your trowel make the holes. If the bulbs are to be planted in the lawn, provided they are small bulbs like Crocus, Snowdrops, and Grape Hyacinths, buy the Slim Jim trowel. Grasp



It is worth while to give attention to the little details when planting bulbs in the fall for spring bloom. Get bulbs of even size and weight in each variety, plant at a uniform depth and space evenly. Then you will have uniform height and simultaneous flowering

the handle firmly in your hand; plunge it deeply into the sod; press forward with the trowel. In that way you have lifted but not taken up a little sod. Now, holding the sod over and pulling your trowel out, put two or three bulbs in this cavity. Put the sod back and spank it down. Should you be planting Tulips and Narcissus or any large bulb in the grass you must buy a special implement for this; or use a spade, not a spading fork. Be careful in this or you will spoil your lawn, and no small lawn should have Tulips and Hyacinths naturalized in it.

Crocus of various colors blooming in early springtime are quite charming on small lawns.

The bulbs now planted the next question is "Shall we cover the bed?" All bulbs planted in the lawn are sufficiently covered by sod, but in the beds and borders it is a different matter. After the first light frost, place a covering of rotted manure or leaves over the bed. Make a cover about three inches deep; place twigs or boughs over this so that the wind will not blow (continued on page 94)





The time-mellowed hues of old hooked rugs is one of their many charms, a beauty that has been caught to an amazing degree in their modern replicas. The old time quaintness of design, too, has been reproduced in these new rugs for the housewife with a flair for early American furnishings. (Photographs by courtesy of Bigelow-Hartford Carpet Co., B. Altman & Co., James McCreery & Co., M. J. Whittall Associates, Ltd., Mohawk Carpet Mills)

Rugs—how to buy and care for them

*The value of our American-made products—
points to look for when purchasing*

GRACE L. DAGGETT


IN THE matter of rug buying the average housewife can make very costly mistakes if she does not realize just what she must look for, or know why a low price usually spells extravagance rather than economy. There are many angles to this question. What wear will the rug be subjected to? Are there children in the family? Is it a *real* home where children are allowed to romp and play? Will a plain or figured floor be best adapted to the decorative effect?

To the average person there are just two kinds of rugs—Orientals and domestics—this last word covering all American-made rugs, whether Wiltons, Axminsters, or simple rag rugs. The question is, which is the better purchase

if one would buy economically and wisely. It should be realized right at this point that the only Oriental worth purchasing costs more than the average homemaker can pay. There are cheap Orientals, 'tis true, but they are all extravagant since they do not wear well, and fade easily. Such rugs are not hand-woven as are the really worth while Orientals; they are usually made of cheaper yarns and the colors are poor. And even these cheap rugs cost nearly

double what a first grade Wilton of the same size would cost. Then, too, the Wilton rug would be made of the finest grade of imported long-fibred wool with colors made to endure. Moreover, the domestic rugs are now being made in Oriental design so that some of the loveliest rugs in the world are to-day being copied on our American looms.

Carpets having a densely packed





For a practical floor covering in a much used dining room, an all-over figured Axminster will be a sensible choice. In this unpretentious but well thought-out room figured wallpaper and floor pattern have been successfully combined

surface of hard twisted yarn are usually the best to buy. Natural wear on a carpet is caused by foot treads untwisting the spin in the yarn, which leaves the surface cut and exposed and this wears off. If the yarn is hard twisted, greater resistance is offered and longer service naturally results.

A plain toned carpet of any quality will show foot marks more plainly than carpet of broken surface. For this reason, the small, self-figured patterned carpet or a jaspe stripe, which is a small broken stripe having practically the effect of a plain surface, will best withstand constant wear and tear.

Multi-colored figured patterns are extremely difficult to use, and a riot of interest in furniture and floor covering is apt to be very distressing unless handled



by a skillful decorator. It is generally safer to select a floor covering of plain, one-tone effect which will give the home decorator greater choice in curtains and furniture coverings.

GENERALLY speaking, a rug should be darker than the woodwork and sufficiently deep in tone to *stay down* on the floor and form a logical background for the furniture that rests upon it. Moreover, rugs should be selected very definitely for the room in which they are to be used. A dining room needs a durable, practical rug; the hall rug should also be bought to stand much wear. Living rooms should have the best rugs and chosen to fit the style of furnishing; good Orientals are always suitable anywhere. Small scatter rugs have the advantage of being very easy to handle and there is a specially manufactured rug-anchor to hold them flat in place.

With these points in mind, the several kinds of carpet will bear

explanation. Probably the most frequently used carpet is the Wilton. This grade is popular because of its splendid wearing properties, due largely to the close weaving and durability of the low cut pile. Wiltons to-day are called by many names given them by their makers merely to designate their own products. It is well to remember this lest one be confused; but remember that while all Wiltons are good dependable wool rugs there are different grades of Wiltons. The worsted Wiltons are the best, as worsted is yarn spun from the longest fibres of the costliest wool. A worsted Wilton costs from \$175 down to about \$100 for a 9 x 12 size. In these rugs are to be found the copies of world-famous rugs. The wool Wiltons are made of the shorter-fibred yarns not twisted as tightly. Such a rug costs from \$65 up to \$100, a fine rug of good design, one that will wear well but is not as serviceable as a worsted wool rug.

Wilton and velvet rugs bear a close affinity to one another and are often confused. Almost all the so called broad-loom Wiltons (continued on page 90)





Photograph by Harold Holiday Costain

Stones and clapboards combine to make a charming surface for the home designed by Eugene J. Lang for Mr. A. W. Baylis at Scarsdale, N. Y. The roof sweeping down about the dormers tells of Dutch inspiration and with the low, wide small-paned windows beneath its overhang lends homelike appeal

WHAT YOU CAN DO ON A 75-FOOT LOT

The home of
A. W. BAYLIS, ESQ., at Scarsdale, N. Y.

EUGENE J. LANG, Architect

The attached garage with its recessed entrance is not only a practical and convenient solution of the automobile housing question but makes possible an additional bedroom on the second floor. Without this garage the house which is of the most inexpensive type to build would fit on a plot of ground 75 feet wide



A plan for a long shallow lot

*Suggested planting for the little house
shown on facing page*

HOWARD R. SEBOLD

THE accompanying design has been worked out for a lot 100 ft. by 75 ft. and it includes all the units usually found in a suburban layout, i.e., flower garden, lawn area with shrub borders, laundry yard, and garage.

The different features of this plan are made on a small scale, but that must be when several distinct features are to be included in a little space, such as this. Moreover, people who want diversified details in a little garden want them of a size they can work themselves. Therefore, smallness is more of an advantage than not.

By bordering the lawn area with a planting of shrubs properly grouped

many beautiful garden pictures may be worked out. Here is an opportunity to which many home owners are not fully awake; but the variety of shrubs available to give varying colors of foliage, flower and fruit, as well as color

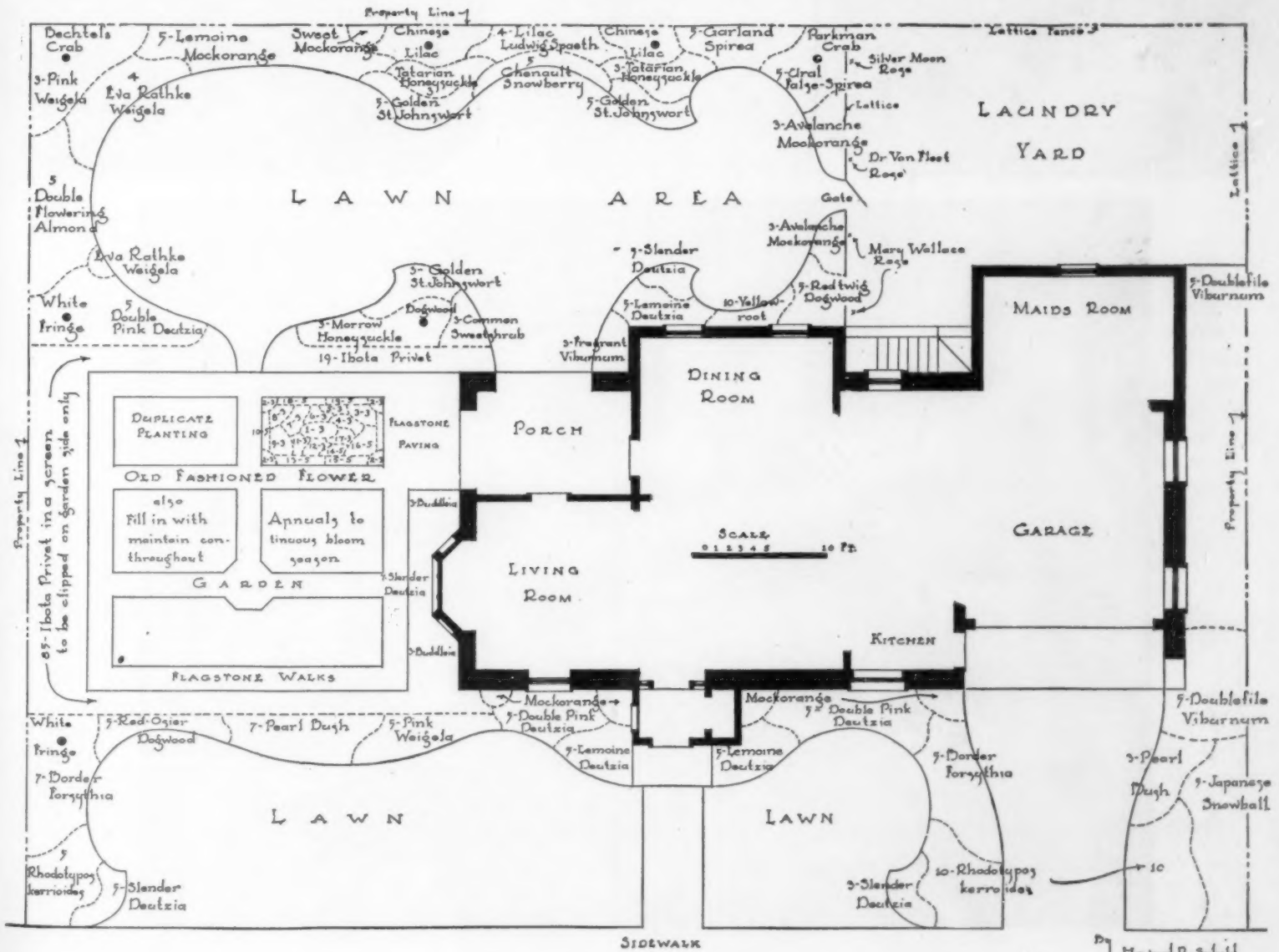
of twig and branch in winter, is a field of rich material, indeed.

In the flower garden, besides perennials, many annuals should be used to fill in between the perennials so as to maintain a continuous succession of bloom. In a small area, it is practically impossible to have bloom all over the garden all of the time, using perennials alone, and very difficult to achieve under any circumstances, indeed. The laundry area may contain sand boxes, etc., as a play area.

An estimate of the cost of such a layout would be about \$380 for construction, and about \$500 would cover cost of all plants necessary and the labor of planting. (continued on page 83)

KEY LIST FOR PERENNIALS IN FLOWER GARDEN

(The front figure is the Key number; the second figure on the planting plan gives the quantity of plants to be used.) 1, Phlox Miss. Lingard. 2, Iris Quaker Lady. 3, Filipendula hexapetala. 4, Pyrethrum hybridum. 5, Geum Mrs Bradshaw. 6, Golden Columbine. 7, Torrey Pentstemon. 8, Perennial Flax. 9, Polemonium caeruleum. 10, Rock Cress. 11, Astilbe W. E. Gladstone. 12, Veronica incana. 13, Aubretia deltoides. 14, Globe Flower. 15, Saponaria ocyroides. 16, Stokes Aster. 17, Bleeding Heart. 18, Campanula carpatica. 19, Nepeta mussini.



The fascinating fun of rock gardening

*Build the groundwork of rocks and soil now
also plant the smaller bulbs*

ADOLPH KRUHM

THIS is the story of how two big piles of ashes and cinders that were found on the property turned out to be a blessing in disguise. It was a case of paying somebody to haul them away or covering them to put them out of sight. And the problem gave birth to the idea of making a rock garden.

There are just three essentials or

fundamental rules that must be observed in the making of a rockery: It must have perfect drainage, hold some rock and soil, and be of varying elevation. Those piles of ashes converted into one of irregular shape, answered two of these requirements perfectly. By digging out the path to a depth of six

inches, the elevation was increased, besides providing a layer of about four inches of topsoil. Rocks were gathered from vacant lots in the neighborhood and thus was started one glorious adventure.

Let it be stated in all fairness that the experiment was not a great success at the start. For months the critics that came by would council something like this: "Not enough (continued on page 81)



Easily followed construction detail for a rock garden on the small plot, showing irregular path with stepping stones

A close-up three months after planting with the flowers in possession all having a marvelous time

In the following spring (May) the steps form an alluring path of golden yellow, purple, and white bloom





The secret of success in fall planting lies in doing it early, and it is then quite practical except in the prairie states

Planting next year's garden

*Now is the appointed time for Peonies and bulbs
and many people prefer to plant Roses now*

ROMAINE B. WARE

WERE it only possible to transplant over to the month of October a little of the gardening enthusiasm we all have in the spring our gardens would benefit greatly. It is very easy to get out into the garden in April when all the world is so full of life and the flowers and trees are bursting forth; but in the fall, when the growing season is over, and the frost has taken all the color from our borders, when the trees are losing their leaves, and everything is bleak and dreary, it is another story.

And still the fall should be one of the busiest times of the year in our gardens. There are so many things that may be done more easily and better now than if you let them go till spring. Then it is always a mad rush to get the bare necessities attended to and there never is time to do all you plan.

This season is Indian Summer in so many parts of the country and as most plant growth is over for this year you can start right in and make the changes



and additions that you want. There are many of the perennials that may be planted at this season better than at any other time of the year. Peonies may be planted now, as indeed fall is the only time of the whole twelve months that they should be moved. Ornamental shrubs are safely moved as soon as their leaves have fallen. This is the time to plant the Dutch bulbs that will gladden your heart in the spring. It is not too late to set out new evergreens provided they come balled and burlaped as they should. Fall is also the time to plant many of the fine Lilies.

One of the important things in the fall is to have a definite plan to follow. If you go at it hit or miss there will be many things left undone. In the spring it is easy to see how things are going but now you are working toward the future and unless you *(continued on page 88)*

For spring flowers of Dutch bulbs—Crocus, Daffodil, Tulip, Hyacinth and the like—planting during the fall is imperative


The lure of the under-glass garden

*Anyone who really wants one
can have it*


F. F. ROCKWELL



Early spring is a gay time indeed in the little greenhouse, to say nothing of the start that is made for outdoor plants later on



It is air moisture rather than high temperature that plants need. A greenhouse makes this easy to control



Frames, preferably on the south side of the greenhouse, may be used as hotbeds in winter, being heated from the same circuit. They also serve as coldframes in summer for starting seedlings

DO YOU know that you can start now and have this winter not merely a few "house plants," but a real garden under glass? Within a few weeks you may be enjoying the cheer of gay colors, the spicy fragrance of Carnations or Mignonette, the delicate greenery of Ferns or Palms as a "setting" for flowering plants; possibly crisp Radishes of your own growing.

And then there are any number of things which may easily be had in bloom weeks in advance of your outdoor garden. With the turn of the year, Tulips and Daffodils—planted this month—will be pushing up their impatient buds in your magic garden-close. And think of the jump ahead you can give your outdoor garden, with plants ready to set out almost in bud, when, ordinarily, you would be sowing *seeds* in the open!

If one is not in a position to obtain the finest type of small greenhouse available, there is still the possibility of getting something less expensive, or even of building one's own. The latter may be quite crude and short-lived compared to the practically everlasting houses possible with modern methods of metal construction. Nevertheless even a home-made house is capable of providing most of the joys which go with the growing of things under glass, and well worth all it costs.

The sole purpose of a greenhouse is to provide certain conditions under which plants may be successfully grown. To a certain extent, these same conditions may be provided without a greenhouse. Glass gardening of this kind is within the reach of anyone.

EVEN for so little as \$20 one may provide "growing conditions" for a few plants in the house. Survey carefully your existing opportunities and determine just what is to be done, whether it is the building of a real small greenhouse, the making of a conservatory, the conversion of a sunroom into "a greenhouse in everything but name," the adaptation of a (continued on page 72)

The hidden qualities of a good bed

Health and comfort depend upon springs and mattress


PHOEBE COLE

CHOOSING the right equipment for the bed should be a matter of intelligent care with the home maker, for no other feature in the entire household furnishing (with the possible exception of the refrigerator) so directly affects the health and well-being of the family. Badly chosen wallpaper or an ugly rug may cause aesthetic pain but a squeaky, hard or lumpy bed results in a backache and quite possibly in a bad temper, whereas truly restful nights on genuinely comfortable beds will do much to conserve health.

The bed itself, devoid of springs, mattress, sheets, and coverings, may be anything you have or can afford, providing always that it does not squeak. Now a good bed ought to bear one person, weighing no more than a hundred and fifty pounds, without complaint, we maintain. Evidently light wooden beds need to be watched for this fault. If you have never spent a night on your guest room bed, or that of your young daughter, try it sometime and see if it is a silent servant; remember, beds are to be seen and not heard.

IF YOU are newly wed and just furnishing your home bear this in mind: the comfort of a bed depends upon the springs, and mattress, not upon the smartness of the bed itself and the elegance of its spread. Better the simplest metal bed equipped with a really fine and durable set of springs and mattress than a show piece of handsome furniture cheaply equipped. For a good and noble bed is like a good and noble character; it's what is hidden inside that really counts!

Box springs are undoubtedly the most luxurious springs to be had and they are the most expensive because they are almost entirely handmade. The spirals or coils of finely tempered steel are tied together with strong hemp twine so that there is no possibility of metal rubbing against metal and producing a sound. There may be sixty-four or more spirals (some of the best *(continued on page 91)*)



This quaint spool bed of an earlier day has been fitted with a modern set of springs and mattress, the mattress having those new and valuable health guards—small ventilators in the sides—so that it keeps well aired. This lace covering matches the window curtains and brings color. (Quaker Lace Co.)



R. H. Macy & Co. ripped open a mattress so that our readers might see how a high grade inner-spring mattress looks in that part not usually seen by the home maker. It is this careful tying and webbing of spiral springs plus the over stuffing that makes for quality and enduringness



The mattress and springs in use! An attractive sleeping room and a comfortable well made bed are two very important contributors to our health and comfort. (R. H. Macy & Co.)



Here is a room actually brought to life by color used wisely. The dominant tones are dark and light greens, American Beauty, and lacquer red, with soft tans and browns in walls and furniture

The magic of color in a room

*Gaiety and spaciousness—and all
from a happy use of color*

MARGARET FLEMING

MANY of us, in furnishing our living rooms, are afraid of color. We are the descendants of homemakers brought up in stuffy mid-Victorian homes, with dark furniture and woodwork, black horsehair-covered sofas, and a general atmosphere of cheerless respectability. Somehow this generation absorbed the notion that too much color was gaudy and almost wicked; at least it was not "artistic."

We are now bravely recovering from this idea. We are learning that color, in its softer and more sophisticated shades and combinations, will not make our homes look crude and tawdry, but will, instead, make otherwise drab surroundings appear rich and beautiful.

THE effect, however, depends on the right choice and combination of color. If this be carefully considered, the most uninteresting and simply

furnished room will flower into loveliness.

The living room shown in the photograph above is an excellent example of what can be done with color. Before any furniture was put into it, it was not very promising. The shape was an unimaginative oblong, there was no bay window or inviting nook, the ceiling was not very high, the fireplace was mediocre, and the walls were a commonplace tan—it was cold and cheerless. Yet with a proper use of color this room has been made warm, vivid, livable, and given, in addition, a feeling of unity although the furniture is not all of the same period.

The dominating colors are dark green, American beauty red, and brown. The monotony of the tan walls was first relieved by painting the moulding a leaf green, the only change made in the

room itself. The most vivid spot in the room is the long Empire sofa, part of which is seen at the extreme left. This is upholstered in American beauty red cotton damask with three loose pillows covered with the same material. This damask is 50 inches wide. A very effective substitute is rayon or cotton damask in similar designs and colors, or sunfast mohair at small cost.

THE red is echoed in a darker note in the terra cotta bricks of the fireplace, the Chinese red lacquer of the lining of the bookcases, the brighter red in the old prints hanging on the wall and, most important of all, the English linen which covers the small couch at the left of the fireplace and the overstuffed chair at the right. This linen shows a design of large, deep red roses, green leaves, and brown stems against a natural linen-colored background. (continued on page 82)



Painted for The American Home by Stanley Reese

THE LIVING ROOM IN GOOD TASTE

At first glance this room would seem to be sumptuous and somewhat pretentious in style, but this is not the case. By careful selection and choosing, the effect attained above can be secured at surprisingly low cost. Furniture of this type can be found at prices to meet the smallest budget. In this living room the walls are sand-finished in a warm buff tone. The wood trim and mantelpiece are a soft green. The ginger jar on the mantel is in old blue with a touch of yellow—and adds a distinctive touch.

The floor is dark with a plain rose-taupe rug. The draperies are printed linen, a brilliant flower pattern on a maize ground. The glass curtains are pale peach voile. The wing chair is upholstered in black with a colorful flower pattern. Black cast iron candlesticks with plain dull red shades, and a transparent aquamarine glass bowl are used on the walnut desk. The little walnut end table holds a small blue and yellow pitcher and an Indian Kashmere box, plus a colorfully bound book or two.



THE DINING ROOM IN GOOD TASTE

The dining room opens directly off the living room, so there must be no jarring color note. Here the floor is very dark oak with a rug in tones of plum. The walls are papered in soft green with a tracery design three quarters of the way up. The wood trim is rich ivory. The draperies are in a soft coppery-hued fabric with glass curtains of voile. The furniture is walnut, the chairs old English wheel-back Windsors, and the table a draw-leaf type of early American design, as is the cupboard which holds the silvery tones of pewter with old china, bringing all the colors of the room up into the walls



THE BEDROOM IN GOOD TASTE

In the bedroom the wallpaper has a grayish orchid ground with a lattice design of blue and tan with delicately tinted flowers. The draperies are of chintz, with colorful flowers on a yellow ground. The armchair has a slip cover of flowered chintz with a Nile green ground. The furniture is dark maple, the desk being lined with a gay paper. The end table is in jade green lacquer. The bedspreads are of green organdie, and the hooked rugs are in neutral tones. Two flower prints framed in red hang on the wall, with a silhouette below the wall sconce. The whole room suggests rest and relaxation.



COLOR IN THE KITCHEN

In the gay little kitchen color sweeps in joyous tones. The floor is of linoleum in soft gray and yellow squares. The walls are gray blue with the cupboards painted yellow with black trim. The curtains are of cool green and white checked material, with valance of plain green, and white glass curtains. The refrigerator and sink are in a soft green finish. The stool and chair are also green, and the little rug is in tones of dull red and blue. Who would not like to work in such a kitchen where not only cheer is found but where the equipment has been placed with such step-saving care?

Utensils that serve to make cooking easier

Photograph by Robert Waida

These extremely practical and inexpensive kitchen utensils with their gay colors are especially welcome in the small kitchen where cooking space and storage room are limited. Detailed descriptions with prices are given in the text below



BEGINNING at the top of the photograph above is the aluminum vapor cooker designed to cook an entire dinner at one time. Note that the cover has no clamps but is heavy and so designed that it seals itself for the cooking. Two top pans are shown for vegetables, while underneath a roast and another vegetable may be cooked in the additional pans. The handles are easily gripped and of the non-heat variety. (Cost of cooker, \$5.)

Next comes a new colored enamel electric percolator at \$5.95. This one is green but the same model is made in many colors. Its white enameled interior is especially recommended by certain specialists as the ideal coffee maker. The electric cord plugs in at the bottom below the handle.

The aluminum teakettle is designed to snuggle a saucepan under its lid. This

makes a combination double boiler and teakettle at a cost of only \$4.10.


Nothing intrigues a cook so much as a checkerboard cake, especially if she does not know the trick of making the checks alternate. This aluminum pan-within-a-pan does the trick and any color combinations are possible and all for only sixty-five cents.

Way down in the corner is a gay yellow-handled knife sharpener. The little device is designed to easily and quickly sharpen small kitchen knives. Its handle may be any color from blue to bright green to match the kitchen decorations. Could thirty-five cents be spent to bring greater kitchen service?

Certain things for garnish and seasoning must be minced and chopped. Here

is a smart new chopping disc of wood with a tricky little black-handled knife to do the job at \$1.25.

The spraddle-legged device in the center might be anything from a water bug to a futuristic painting. In actual life it is an orange juice extractor cleverly mounted on bright orange-colored legs, with an orange-colored handle to turn and a white spout to carry the orange juice to the waiting glass. The device costs \$3.95 but as it makes two oranges give as much juice as three squeezed in the ordinary way, it soon pays for its own purchase.



A blend of evergreens and deciduous shrubs gives a constantly varying interest at different seasons of the year. Tall growing plants if used at all should be removed in due course

Foundation planting to fit the house

*Making the new home fit comfortably into its site
by means of proper plants*

LEONARD JOHNSON, L. A.

EVERY home owner is concerned in this matter of the recently purchased or newly built home, with grounds practically devoid of plants; especially where the house seems to stand alone with little or no relation to its surroundings, looking as though it might be picked up and moved without leaving a scar on the landscape. To unite this house with the grounds, with the appearance of stability and unity, is the problem of foundation planting.

But there are some governing factors to consider, such as type of architecture, shaded or exposed locations, soil, kind

of a foundation, and whether all year around effect is wanted.

Practically all varieties of evergreens and flowering shrubs may be planted successfully at this season of the year as well as during the spring months. In fact many authorities prefer fall planting, on the theory that the ground is warm and conducive to much root growth, thus establishing the plant before the winter sets in. Thorough watering periodically is essential until the plant is well established.

If a planting about the house is made in groups, each unit should be made complete and in harmony with the others. The following plants (evergreens) usually make effective groups: one or more tall plants such as Pyramidal Arborvitae, Junipers, or Yews, for accent, and a few low-spreading types at the base, such as Pfitzer Junipers, Douglas Golden Junipers, Spreading Yews, Mugho Pines, or Savin Junipers. It is better to use several of one variety than one each of several varieties. The same principle of arrangement holds for flowering shrubs or *(continued on page 74)*



Dwarf evergreens, though costing more in the first place, "stay put" for some years. All evergreens should be handled with the ball done up in burlap. Be careful not to break the earth from the roots



*Color and comfort are the keynotes of house furnishings to-day, and nowhere do they bring more charm than in the modern bathroom-dressing room. Some of the attractive new fitments are shown above.
(By Courtesy of James McCreery & Co.)*

Color and comfort for the bathroom

*Towels, hampers, and small fitments turn the oldtime
bath into a dressing room*

ANNE HYATT

Photograph by Robert Waida

BATHROOM hampers to-day appear in all colors of the rainbow with decorative additions for good measure. This one is a lovely soft green with the decoration an appliqué of orchid flowers and dark green leaves.

In the modern bathroom a set of shelves for bottles, or powder, or whatever, would be welcome and it may be had in red and black, silver and black, or other colors, made large or small, with few or many compartments.

Towels of the gigantic bath variety show amusing decorative borders, in color, of a whale blowing furiously in his watery bath, of fish leaping, of flamingoes in characteristic positions and, the one pictured, of leisurely gulls flying high above a wavy sea.

Other Turkish towels show brilliant flower and bowknot borders after the German fashion. In fact these do come from Germany, Czecho-slovakia, and other European countries.

Towels for the children now show favorite nursery characters. One set is decorated with wooden soldiers in bril-

liant colors, the set consisting of one large bath towel, two smaller Turkish towels, and washcloths, at \$6.50 per set.

For the bathroom shelf, bottles come in sets of four or six in a filagree silver holder. The set shown above center has yellow enamel tops and yellow lettering on each bottle. The three glass pieces in front are from France in the Bohemian glass style, heavy and brilliantly cut and colored. These are handsome enough for boudoir dressing table or guest room or a de luxe bath, and range in price from \$3.50 up. The pieces shown are for soap dish, powder dish, and cold cream or bath salts. Another popular glass bottle at present is in rose or blue or amethyst, with a flat glass stopper to match—an effective touch alone or with others.



The care of our belongings

*Preventing corruption by moth and dust—the trick
in putting away clothes*

L. RAY BALDERSTON

IN PUTTING away her lightweight summer coats or furs the housewife wishes to ward off chance visits of moths or buffalo bugs. To be sure, the danger is greater in warm weather, but in our modern homes the air temperature favors them at any time. Be sure that no soiled garment is put away; even if not pressed and ready to wear, it should at least be brushed, sponged or cleansed. Soiled spots usually mean food spots which attract the enemy. All plaits and gathers should be thoroughly brushed, cuffs turned down to free the fold of any dust or lint, and every pocket turned inside out.

Furs may be combed gently and hung in the wind to liven the hair. Before putting them away, the soiled streaks can be rubbed with magnesia and allowed to remain wrapped in a cloth for a day or two; brush away all the powder before storing.

If camphor is used as a moth prevention, it is wise to wrap the pieces of gum in cheesecloth, as there are times when as it deteriorates spots are left. Tar balls, cedar chips and various mixtures have their place, each to the liking of the housewife. Tar or cedar bags, or paper wrapping so treated, may be found for this special care of clothing, but if the garment is not clean there is no assured safety. This precaution should mean that any cedar closet, if that is to be our main and only protection, is not used as a regular closet with the door being opened and perhaps left open carelessly.

With so many nowadays wearing light silk dresses, even white in winter in the house, there may seem to be little need of putting away these dresses, but in many localities with a severe winter little use is made of thin garments and we must plan for their storage. A white dress can be washed with lukewarm water and soap, thoroughly rinsed, and when dried put away to iron before wearing in the spring. This is a good thing to do to prevent the "long stand-

ing" of well ironed plaits. Let us remember that intense heat of water or of iron in laundering will yellow many kinds of white silk. A few drops of thoroughly dissolved bluing is especially good for rinsing white silks, the same as is often done for white cottons and linens. Wrapping these dresses, and laces, too, for storage in unbleached muslin or blue paper will prevent yellowing. Wrapping paper or cloth that has been bleached white in its manufacture is not especially good for the wrapping of such articles. When the time comes to use the dress again, if it be yellowed, it can be rinsed in four or five gallons of clear water to which a tablespoon of oxalic crystals thoroughly dissolved has been added. Such a rinse will not harm the fabric and does much to clear the color.

ALL starched dresses as gingham, linens and such fabrics, should be put away rough dry and without any

have begun to wear on the edges, or the fringe wears short, leaving the warp threads free to ravel, some mending will aid in saving. For this, thread a coarse darning needle using a wool yarn of such color as will blend properly and either buttonhole or overstitch so close together as to cover the old stitching and hold the loose threads. Perhaps this was not done early enough and the rug has begun to break on the selvage; then a good mending material is soft black belting, the kind formerly used in belts of dresses. Any mending should be done before sending to the cleaner, who will usually charge so much per square foot, prices varying according to the kind of cleaning preferred.

RUGS not too large can be easily made to look like new if, after removing all dust, they are cleaned by washing, using a good suds of pure white soap. This suds should be like a shaving lather (not watery but more like a "dry" suds), and applied with scrubbing brush. The rug could be on the table or, if one

does not mind a low working level, on the floor. Apply the suds, shaking out excess water from the brush before starting, and soon the color of the rug will brighten. Do about two square feet of surface at a time and rinse by wiping with soft cloth or sponge wrung out of warm rinsing water. Do not use ammonia as it might fade the color. As this is the rinsing water, it must be changed often, being sure that all soap is washed out. *This is important.* Finally, wipe the rug with a clean cloth and rub the nap all one way. It is not a difficult task to clean rugs and therefore only the larger ones

need be sent away.

The grass, crex, or matting rugs that have had summer wear should, in turn, be brushed and wiped off with warm water in which a teaspoon of ammonia to a pail of water has been used. When dry, roll and wrap ready to put away.



An all-steel wardrobe under the bed moves with the bed and does not tip when extended. (Space Saving Furniture Corp.)

starch. Starch yellows if allowed to stay in the garments for a long time.

In caring for rugs, it should be always remembered never to whip or beat them; this breaks the warp. Use a vacuum cleaner if possible and use it on both sides of the rug. If the old rugs



For the man who likes to build

ROSSITER SNYDER

THERE is a world of fun and satisfaction in making things for the home with a few simple tools and our own hands. Built-in bookcases, corner seats, shelves and brackets for window ledges, tables for the garden and summer porch, gates for the fences, fancy window shutters, these are only a few of the items which the handy home carpenter will enjoy making.

One saw and a hammer will do a great deal of work, but here is a list of tools which will accomplish almost everything in woodwork around a home:

- | | |
|--------------|-----------|
| Claw hammer | Iron vise |
| Screw driver | Wood rasp |
| Pliers | Sandpaper |



Richard Averill Smith

To any room, whatever its character, bookcases filled with books add the final homelike touch. They bespeak leisurely quiet hours by the fireside, and, best of all, they are not difficult to make and finish

- | | |
|-------------------|--------------------------|
| Crosscut saw | Miter-box and backsaw |
| Yardstick | Compass saw |
| Try square | Draw knife |
| Wood chisel | Assorted wire nails |
| Jack plane | Assorted finishing nails |
| Ratchet bit brace | Assorted screws |
| Auger | Chip glue |

It is well to plan bookcases to fit a certain wall space, so that the ends will meet the nearest woodwork of the house, such as a door or window casing, or wall. This gives the effect of permanency, as if built with the house.

The lower shelf should be at least three inches from the floor and cased in so that no dust will accumulate under it. The next shelf above should be spaced to admit your tallest average books. Fourteen inches will be a good height. The shelves above (continued on page 93)

Even the amateur craftsman can build this combination bookcase and seat which will make a lovely note of color in the room if the low shelf be covered with a small Oriental rug and gay cushions

Fresh winter vegetables from the cellar

Easy ways of home forcing some luxuries for the Thanksgiving and Christmas tables

CHARLES DOLPHIN

WITH the arrival of the modern home the cellars have become more spacious, also better lighted. This opens up an entirely new field of continuous opportunity for the family that grows its own vegetables, for you can produce fresh vegetables right up to and even beyond the holidays.

Of course, we all have at one time or another taken a whack at bringing in a Rhubarb root or two, and growing it in a barrel. Some of us have even experimented with Mushrooms, but that's not half the story.

To begin with boxes must be provided, soil or ashes in which to grow the crops, and the boxes must be properly placed. In my own case some have been suspended from the rafters of the ceiling (for crops requiring greater warmth) while still other boxes were arranged in terrace fashion right next to the window, and from there on down. Garden soil was moved into the cellar before the ground froze up hard, and was judiciously mixed with sifted coal ashes, which furnished a fine basis for well-balanced soil with which to experiment in the cellar.

One of the easiest things to grow is Asparagus. The only requirement is that the boxes must be at least eight inches deep. Any seed house can supply three- or four-year old Asparagus roots, which upon arrival should be trimmed back somewhat, so that the roots will not be crowded. Place them over an inverted V-shaped ridge of soil and coal ashes mixed in equal proportion and then cover the tops with four inches of the same mixture. Of course, if you want blanched shoots there should be more soil on top of the crowns, but that will necessitate having deeper boxes to hold more soil. There should be at least two inches of soil at the bottom of the box, with the A-shaped ridge rising three inches above that. As soon as the boxes are planted give a thorough soaking, and repeat that two or three times a week. A well-managed box will continue to yield for a period of four to five weeks, depending on the

age and vitality of the roots you have planted.

Second only in interest to Asparagus are Mushrooms. If you have a nice comfortable cellar where the temperature does not go below sixty degrees, and you can get some good horse manure, preferably from a bedding where rye or wheat straw has been used, then you can very easily grow this greatest of all delicacies.

THERE are two prime requisites to success in Mushroom growing: one is a mushroom bed thermometer and the other is good spawn. Both are easily obtained at any reliable seed store. The best way to grow Mushrooms in the cellar is to make an oblong frame of one inch wood, varying from 3 to 4 feet wide by eight inches deep and as long as you want it. In the bottom of this, to a depth of at least four to five inches, the manure is placed and tamped down tightly. On top of this are spread two to three inches of good garden soil, after which the bed is left alone to cool down. When the thermometer has dropped to seventy degrees, get your spawn. I am saying so advisedly for the spawn must be fresh, and the longer you put off getting it, the more reasonable is your assurance that you get fresh bricks.

EACH brick may be broken into from ten to twelve pieces. A little of the soil is removed and the manure raised and each piece is then inserted into the manure to a depth of perhaps one or two inches. It should be pressed in firmly and then covered again with soil. Unlike Asparagus, where a thorough soaking is advocated, Mushroom beds should be sprinkled very carefully and never become too wet or soggy. Excessive mois-

ture encourages excessive humidity and this is more apt to cause damping off of the young Mushrooms than to encourage them to develop into good-sized specimens. Books and books have been written on that subject, but the only way in which you can hope to succeed is to experiment along the above lines and learn the lessons as you go along.

And after the Mushrooms, Witloof Chicory. If you have not your own roots (seeds sown in April furnish fine roots by October) you will find most progressive seed houses offer these as well. Not only is Witloof Chicory one of the easiest salads to grow indoors, but it also furnishes one of the most delightful among salad delicacies. I generally use a box about twelve inches deep by fifteen or eighteen inches wide and long. This I place on one side, put in a layer of soil about an inch thick and then lay down the properly trimmed roots, cut back seven to eight inches in length, laying them close side by side like so many candles. This layer arrangement is continued until the box is all full, perhaps no more than one-half inch layers of soil intervening between the layers of roots. The box is then righted and an inch or two of soil is placed over the crowns, after which I build up the sides of the box another four or six inches with thin boards, glass, or anything else on hand to act as a retaining wall. This is filled up with a mixture of sandy soil and humus, material light enough to permit the shoots to come through, and yet heavy enough to encourage nice, closely folded shoots. Boxes planted in this fashion by October fifteenth furnish the first crop by Thanksgiving and continue to bear until Christmas. They should be watered well about once a week and placed in a dark place in the cellar.

In the boxes next to the windows I generally plant some Cress as well as Mustard, both of which do exceedingly well under the cool conditions prevailing in the cellar. Both should be sown rather thickly and cut regularly while quite young. They add a delightful piquancy to any (continued on page 80)



Windows and doorways for health

*A hospitable welcome to fresh air and sunshine,
the high priests of health*

ANNE PIERCE

WHEN we build or buy or rent a home for our individual family what place do the windows have in our deliberations? Too often they get crowded out or subordinated to other demands not half so important. In the new home of to-day it should be realized that the matter of the number of windows means much more than merely placing them where they add to the appearance of the house from without and present decorative possibilities from within. Indeed the modern window problem should be "How many can we have?" and then "How few draperies can we get along with?" Not "How many curtains can we use?" For the family health, from baby to grandsire, depends in many ways, directly and indirectly, on the windows—where they are, what style they are, and how much we open them and let the fresh air and sunshine in.

Sunshine and fresh air we now know are the veritable high priests of health; intermediaries between man and that source of our physical life, the sun. This is no longer poetry or mythology but modern science, with its message of the crying need for sunshine, unfiltered even by ordinary window glass, if we are to get the best of it and all of it to promote sturdy health and sound bone growth.

IN THE dark hallways and sunless, airless rooms of the dwellings of the poor, disease breeds—where better?—and stalks its prey each moment." This is a sentence from the report of one of the oldest and most efficient of the fresh air funds, made by a man who spends much time in the dwellings of the poor. It is not sentiment but cold, scientific fact. And just as statistics show that the "poor little rich girl," living on over-refined foods, white breads and sweets may be "starving," so the luxurious home as well as the tenement, may shut out sun and fresh air, in a mistaken search for comfort and protection and decoration,

if we do not know what they mean to health.

Put the windows first. Not more wall space, nor more closets, nor staircases, nor any other thing should crowd them out! Tuck in little ones here and there,



What properly placed windows can do to bring sunlight and good ventilation into a house is shown in this narrow room in the home of Mr. Stafford H. Parker, where even the walls are colored to reflect the sunlight

high up perhaps, leaving the wall space below free.

We all know that the consumptive may be cured by proper food, rest, sun, and fresh air day and night; no reason to stop purifying the blood in the night time or because we are asleep; the body goes right on operating! And by the same token, fresh air, day and night, is a preventive, and a vitalizer of immeasurable value to health. Furthermore, we wield a double sword against our own well-being when we shut out air and sun, because disease germs, one and all, flourish in dark, damp, warm, dirty places; so by excluding fresh air and sunshine, we at once give comfort and strength to the enemy and lower our own resistance to their attacks!

DR. TREVOR HEATON, the interesting English physician who has written on *The Human Body*, as though it were an entirely new find, puts it in this dramatic way: "The tubercle

microbe, like other evil things, can live indefinitely in the dark, but is killed rapidly by fresh air and sunlight, so that if spitting were to cease and houses were all properly lighted and ventilated, consumption might be altogether exterminated. An important factor in the cure is the effect of sunlight on our bodies, whereby our resistance to this and all other diseases is very much increased."

Arresting words these. And perhaps this is the place to call attention to the fact that "ventilation" calls for cross currents of air, moving air, to insure real freshness and an adequate supply of oxygen as well as the carrying off of the carbon dioxide breathed out. The chief reason for breathing is this purification of the blood. When we skimp ourselves on fresh air, close our windows, turn on heat and lights and perhaps fill the rooms with many people, we are creating a civilized Black Hole of Calcutta, which carried to an extreme spells suffocation.

Unfortunately, when present to a lesser degree we do not realize what harm we are doing ourselves. Headaches and "colds", two of our most common ills, which may run into serious chronic conditions, are often largely caused or prolonged by stuffy rooms. It is the dweller in a luxurious apartment reached by elevator, steam heated, richly curtained and well shaded, his blood unstirred by exercise and his resistance low, who "takes cold"—not the Arctic explorer!

The comparison of the over-sheltered child, rich or poor, to the spindling, pale vine grown in a cellar is now explained. Neither can flourish or show color, without the sunshine. Unhappily, the invisible violet rays of the sun, the ones that prevent or cure rickets, are absorbed by window glass. It has been said that one might as well live in a cellar as a sun-parlor as far as preventing this particular bone disease is concerned. The answer here lies in opened windows (and casement windows lend *(continued on page 83)*

The pruning knife in the fall

*Know the fundamental principles of pruning
and avoid tree butchery*

VICTOR H. RIES



Ruined by thoughtless topping, which is the fate of many street trees

TO PRUNE or not to prune is a question that is being continually asked. Many otherwise beautiful plantings are not only unattractive but have often been temporarily or even permanently ruined by the improper use of the shears or the knife.

There are other reasons besides the lack of knowledge of the fundamental principles of pruning to account for a great deal of our tree and shrub butchery. As long as people insist on planting vigorous tall-growing shrubs in situations where they are sure to become too large, people are going to cut back such shrubs as Van Houtte Spirea, Tartarian Honeysuckle, and Tall Mockorange to save their views and allow a little light and air to enter the porch and windows. And so in many cases our problem is not one of the proper pruning but the proper selection of plants in the first case. Throughout a large part of the middle west (as well as in other sections of the country) the Soft or Silver Maple has been planted close to the house so that after twenty or thirty years it is a menace owing to brittle branches. People should, therefore, learn to plant low-growing shrubs where they are needed instead of tall ones and to plant permanent long-lived trees like the Elm and the Oak, and many of their present pruning problems will pass away.

UNLESS we are striving for a formal effect, and even then in many cases, the average tree and shrub will be more interesting and more effective in its normal natural growth than if it is made to conform to some man-made ideal. The beauty of the Van Houtte Spirea is in its wonderful arching branches, and the thing which makes Forsythia so delightful is the way in which the branches sprawl here and there. We plant a variety of shrubs be-

cause of their different habits and forms and if we prune them all to the same pattern it is just like having all your dresses, although of different materials, cut along exactly the same lines, made from exactly the same pattern.

Pruning might be said to be the re-



The kind of thing we ought not to see: all the young growth removed, and there will be no flowers next year

moval of the surplus and undesirable growth of trees, shrubs, and vines at the proper time of the year. When it does not improve, it is no longer pruning but butchery. So we prune, firstly, to control any undesirable habits of growth by the cutting back or the removal of one or more branches. In the case of Forsythia we often have to tip back the branches in midsummer to prevent their reaching clear across the lawn. Until they become established the lower branches of our shade trees will often hang down to such an extent as to interfere with pedestrians and street traffic, and if on the lawn they interfere with flowers and shrubs growing beneath them. Some shrubs, like Lilacs growing on their own roots, the Coralberry, the Snowberry, and the like will often require considerable pruning

of the suckers to prevent their spreading to take possession of more than their share of the space.

PRUNING is necessary for the removal of dead branches or the removal of badly diseased or insect-infested branches. Lilac bushes that are badly infested with oyster shell scale should have a large part of their branches cut out clear to the ground, and your shade trees should have all dead or broken branches removed immediately to prevent the possible entrance of decay into the live part of the tree.

One of the greatest uses of pruning is to remove the old scraggly branches, especially of shrubs and vines, but seldom of shade trees. Your shade trees will seldom, if ever, need pruning other than for the removal of a few lower interfering branches or dead and broken ones. After they are three or four years old shrubs and vines should get a regular yearly treatment consisting of the removal of a few of the oldest branches clear to the ground. This means that no part of your shrub in the majority of cases will be over three or four years old.

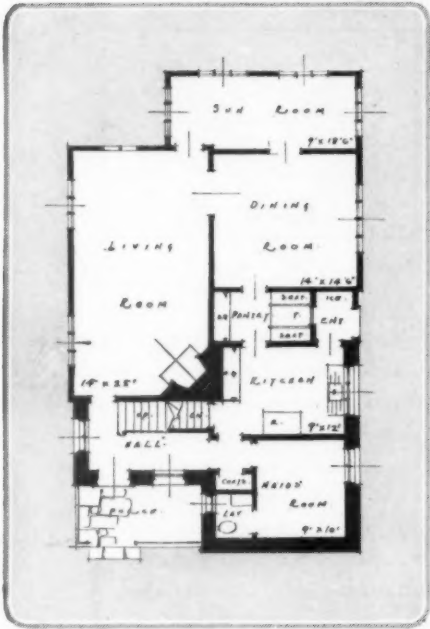
Pruning is necessary to produce certain forms, shapes, or sizes, as seen in shearing of hedges, in clipping evergreens to make them more compact and symmetrical, in cutting back or heading back certain trees, shrubs, or evergreens to keep them low or dwarfed. This type of pruning should be done only after giving considerable thought and study to the matter.

When are we to prune any individual shrub? The majority of shrubs and vines should be pruned just after blooming to give the plants an opportunity to produce next year's crop of flowers.

Another point often neglected by many is the encouragement of new shoots from the base of the bush to replace the old ones (continued on page 80)



Even Van Houtte Spirea needs its new basal growths to remain attractive. Here's another case of bad pruning


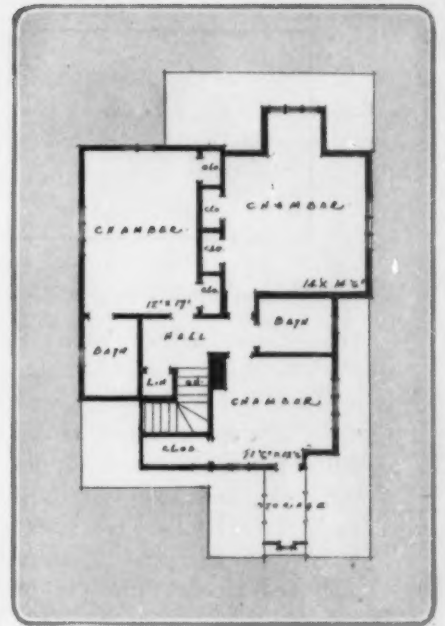


This well designed house is being built in the New York area for the low sum of \$14,000. This includes the best of plumbing and fittings throughout. The floor plans (left and right) show that there has been a careful use of every foot of space. There are seven rooms, two baths, and lavatory, a sunporch, livable basement and a two-car garage. Surely every dollar has been made to count here

TWO HOUSES FOR LESS THAN \$15,000

SCHULTZ & WHITNEY
Architects

Below in simpler mood these architects have designed another house of unusual charm at low cost. For \$14,500 there is a living room, dining room, kitchen, four bedrooms, two baths, two attic rooms, and a one-car garage in the basement, plus a porch. And this means good solid construction—no flim-flam shoddy construction about it






Locks the Gas

One of the most practical pieces of equipment for the kitchen gas stove which we have come across recently is this device which prevents the accidental turning on of the gas cock by grown-ups or small children. The cocks are completely out of sight and can be turned on only when the metal cover is opened, which is effected by a special little latch. (\$1.65 for three)



Crust-Supporting Pie Pan

Here is another piece of good news for the woman who is interested in her kitchen (and, please, who isn't?). No more sagging pies! These perforated metal pieces support the pie crust, and keep it rigid, flaky, and crisp. There are two sizes; shallow, for the regular pastry, and deep-dish for meat pies, etc. (\$1.50)



Hot Water Bottle Stopper

So often in an emergency the housewife is also nurse. This is a good thing for her to have on hand. After the hot water bottle is filled, this stopper is screwed into the mouth, the connector attached, giving all of the benefits of moist heat. Operates with AC current only. (\$3)

Up-to-date devices for the homeowner

Conducted by
WILMA LUYSTER

We are very glad to offer a shopping service to the readers of The American Home. Send your check for the article you wish to Shirley Paine (payable to her), care Doubleday Doran & Company, Inc., 244 Madison Ave., New York, and she will do the rest. If you order more than one article at a time, please send separate checks. This service is entirely without charge.



Kitchen Power Plant

A small hydro-motor that will perform most of the tasks that the more expensive electric motors will do! It attaches to the kitchen sink faucet, and will mix, beat, and whip cream, eggs, etc. Its emery wheel attachment will sharpen knives, lawn mower blades, and tools for you. It goes on easily and is most inexpensive. (\$1.85)


New Lawn Edger

The garden-minded home owner will be delighted with this new lawn edger which works like a circular saw and does its work by means of a scissor-like cutting edge. No sharpening is necessary, and no grass is too tough for it to cut. It is made of the highest grade material, requiring only ordinary care. (\$1.50)




Safety Oven Shelves

Have you ever burned your fingers, wrists, or arms when baking in the oven of your stove? There aren't many who can answer "No", and everyone will be glad to own a set of these shelves which slide out of the oven, permitting easy handling of the hot food. A safety catch prevents their slipping all the way out and you can install them in your stove in about one minute. (\$5)



Fire Cubes

Here is a sure way to start a wood or coal fire in your home, camp, or even out-of-doors. In use, a match is passed through the cube, and the flame ignites the bottom of the cube. It is then placed in the stove in the midst of wood or kindling. The cubes are non-poisonous, non-inflammable, clean, and safe.




Three in one!

How often, in a family of two, there are little odds and ends to be used up, or small quantities of food to be cooked! And this combination three-in-one saucepan makes it possible to look after three such "dabs" at once, on one burner, with saving of heat and dishwashing. Any or all may be used at one time. (\$18.50)

NEW FABRICS

MODERN YET LIVABLE

VARIED • WIDELY ADAPTABLE



HERE are modern fabrics to bring the imaginative beauty, the vibrant life of today, to your home—without so dominating it that all your other furnishings seem out of key!


Rich damasks . . . smart prints . . . tapestries of new simplicity . . . exquisite brocades that add a modern piquancy to age old charm!

Distinguished examples of both the old and the new in fabrics are presented by F. Schumacher and Company.

Your decorator, upholsterer or the decorating service of your department store will be glad to obtain samples appropriate for your purpose.

A new booklet, "Fabrics—the Key to Successful Decoration," giving, briefly, the history of fabrics and their importance in decorative use will be sent to you, without charge, upon request. Write us for it.

F. Schumacher & Co., Dept. D-10, 60 West 40th St., New York, Importers, Manufacturers and Distributors to the trade only of Decorative Drapery and Upholstery Fabrics. Offices also in Boston, Chicago, Philadelphia, Los Angeles, San Francisco, Grand Rapids, Detroit.



One of the new reversible weaves is this beautiful damask in tones of cream and green.

A striking new damask in green and gold, true to the bold spirit of contemporary design.

Unusually smart is this modern tapestry in rose, gold and green on a cream ground.

One of the new prints, gay and amusing, in an exotic color harmony of red, orange and tete.

A new Rodier damask in blue and tan with circles and dashes as smart modern motifs.

This lovely modern brocade is developed in subtle tints of green, violet, ivory and flame.

F. SCHUMACHER & CO.



Household Reminders



THIS is the month to think of putting away and cleaning the dusty, rusty screens. With a hair dustbrush, brush off all surplus dust and then with kerosene wipe them thoroughly from both sides. The kerosene will clean and reduce the rust of those that are not non-rusting. To prevent the frames from warping the screens should be stood straight, each one marked, and the whole group then covered with heavy paper, ticking, or carpet.

Care of Awnings

Awnings, like the screens, will need a good brushing and then they, too, should be tagged with room and window number. Any cords or screws that are taken out at this time are best wrapped and fastened to the awning. With awnings on small houses or cottages a good plan is to drop them and then hose them off until clean, or it might be done by a heavy rain. Let them dry and then roll. A drop of oil on the hinges or rollers will prevent rust or corrosion.

What of the Chimneys?

Are the chimneys and fireplaces all "pointed up," chimney pots not cracked and in good condition? Inside, the firestones of the hearth should be cemented and true. Remember fireclay is not permanent and may need care. Chimneys have to be cleaned, especially after wood fires, though perhaps the handy man prefers to do his own. Entirely cover the fireplace with heavy paper or cloth, so that no soot gets into the room, then

make a bundle of several rocks or bricks in a grain sack. By means of a long rope pull it up and drop it down, thus literally wiping the chimney. Let the deposit settle, and with dampened papers spread before the hearth, remove the dust screen, and the ashes and dust may be collected. To try to set fire to the soot is a risk, except immediately after a heavy rain.

Put on Your Weather Strips

Next month begins its surprise storms, and why not head off chance leaks by looking to the weather stripping. If the rubber is old and dried it should be replaced. Weather stripping may be bought all ready to tack to the base of doors, and a lighter strip can be used about the windows. Seashore houses need heavier and wider stripping to prevent the back action of hard driving storms.

Look at the Furnace

Before starting the furnace, there are several things that should be considered. Assuming that the hot air furnace was not cleaned after the last fire in the spring, nor the pipes taken out and wrapped to prevent corroding, they must now be cleaned out, before the first fire. The water pipes of the steam and hot water heaters should be freed from sediment and one should be sure that the water circulation is clear. Are the fire grate and firebox lining of the stove or furnace in good condition? The middle of the winter will be found a poor time for repairs. If the house has been

closed for the summer, empty the boiler of the kitchen range by drawing off water from the faucet at the bottom of the boiler. This may have to be done often if the water is muddy.

If you have only summertime use for an electric flashlight, unscrew the end and take out the batteries. To leave them there may mean corroding of the batteries, sometimes to the point of having to buy an entire new light.

A Word About Storm Doors

Storm doors should be painted; hinges and locks oiled; perhaps weather stripping at the top or bottom of the door tacked on.

When winter things are bought, summer apparel should be brushed and put away—all the spots removed. Old felt hats not to be used again make good "first aids": they can be cut into strips for weather stripping, made into wedges for doors that rattle, and are especially good when glued to bases of lamps to prevent scratching.

Clean Your Gas Range

Gas ranges are easily cleaned by using good soap and water. The burners that are greasy, or perhaps filled with charred food, can be burned clean. This long burning will make the iron look white, but a few drops of kerosene will make it look like new. Burners that can be disjoined from the stove may be boiled in washing-soda solution, rinsed and heated to dry quickly and then slightly oiled.

Household Queries

THROUGHOUT the country, even in the most remote rural districts, our magazines have carried funds of information and clever ideas to those who seldom visit the smart shops of our big cities. From every walk in life come letters of appeal asking for helpful suggestions regarding the specific conditions being confronted. Glances into the homes of so many kinds of people prove what a remarkable role the home plays in formulating the lives and char-

acters of the occupants. The following letters have been chosen at random from our files.—THE EDITORS.

Kentucky

Dear Editors:

FOR some time I have been putting aside my spare money with the idea of buying an Oriental rug for my living room. I now have \$250, but cannot make up my mind which to buy—a Persian or a Chinese design. There are five in the

family and I want to make our home as pleasant as possible. Which kind of rug would you recommend?

Ans. By all means decide on the Persian rug. It will wear better than the Chinese and you will not tire of it as quickly. Chinese rugs have their place, but for your purpose we believe the coloring and design of the Persian rug will be easier to adopt. Be sure to go to a reliable dealer on whose judgment you can depend.

Don't Be IRRITATED By UGLY Radiators

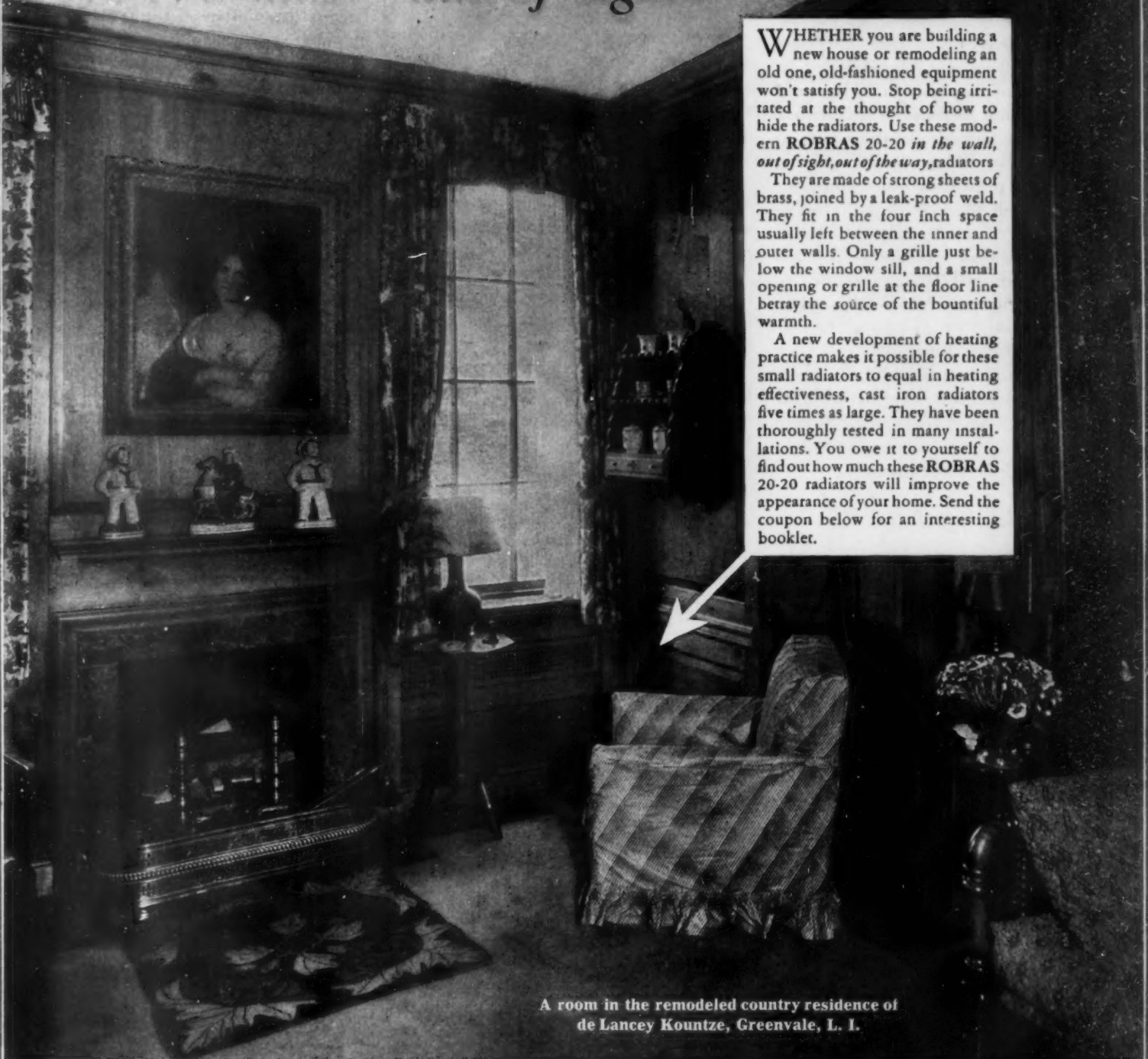
Put ROBRAS 20-20's

In The Walls ~ Out Of Sight

WHETHER you are building a new house or remodeling an old one, old-fashioned equipment won't satisfy you. Stop being irritated at the thought of how to hide the radiators. Use these modern ROBRAS 20-20 in the wall, out of sight, out of the way, radiators.

They are made of strong sheets of brass, joined by a leak-proof weld. They fit in the four inch space usually left between the inner and outer walls. Only a grille just below the window sill, and a small opening or grille at the floor line betray the source of the bountiful warmth.

A new development of heating practice makes it possible for these small radiators to equal in heating effectiveness, cast iron radiators five times as large. They have been thoroughly tested in many installations. You owe it to yourself to find out how much these ROBRAS 20-20 radiators will improve the appearance of your home. Send the coupon below for an interesting booklet.



A room in the remodeled country residence of de Lancey Kountze, Greenvale, L. I.

ROME BRASS RADIATOR CORPORATION

1 East 42nd Street
New York

Send me full details about the ROBRAS 20-20


Address

Name

A. E. 10-28



Garden Reminders



In gardening a date can only be approximated. Generally the latitude of forty degrees at sea level and a normal season is taken as standard. Roughly, the season advances or recedes fifteen miles a day, thus Albany would be about ten days later than New York (which is latitude 42).

The latitude of Philadelphia is a week earlier. Also allow four days for each degree of latitude, for each five degrees of longitude, and for each 400 feet of altitude. Latitude 40 approximates a line through Philadelphia, Pa.; Columbus, Ohio; Richmond, Ind; Quincy, Ill., Denver, Colo.

WITH frost and the fall winds bringing down the leaves the true gardener welcomes them as valuable additions to the fertility of his garden. They are stored with plant food and it is Nature's plan that they should add their mite to the soil each year. They should never be burned, for if piled in an out-of-the-way corner they will soon rot down into the finest kind of compost. The hardwood leaves like the Oak are slow to rot but most leaves are well decomposed in one year. Pile them up, cover with a little earth, wet them down well and they will soon rot. Turning them over once or twice in the season will help. He is an extravagant gardener who allows this source of plant food to escape. Nature never wastes, and we, as good gardeners, should try to follow her example.

Planting Bulbs

By this time your Narcissus should be in the ground. They are better if planted early but if that has not been done get busy at once. Tulips may go in any time now. If your garden is infested with moles you will have to make some plans so to plant the bulbs that they cannot get at them. One of the best ways is to dig the entire bed out to a depth of eight to ten inches and line the bottom and sides of the hole with a woven galvanized wire of about a half inch mesh. This will go a long way towards keeping out the pests. For small groups you may make smaller cages.

Narcissus and Tulips should be planted five to seven inches deep in well prepared soil and if not well drained there should be a little sand under each bulb. Add a liberal dressing of bonemeal unless yours is rich soil.

The old method of planting bulbs in round beds in the center of the lawn areas is not considered good taste any more. Group them in clumps of a dozen, twenty-five or more in front of the shrubs and throughout the hardy borders and the effect will be very much better.

Dig up Gladiolus and Dahlias

If you have not dug your Gladiolus and Dahlias do it as soon as the tops are touched by frost. In digging Glads save all the little bulblets that you find at the base of the large bulbs and next spring you may plant them and by fall you will have some good-sized bulbs. When you dig the bulbs shake off the soil and dry them for several days, preferably outside, if the weather will permit. They may then be put away in a dry place at a temperature of from forty to fifty degrees and where the mice will not get at them.

Dahlias may be dug and tops cut off, they should be dried also and stored in a similar place. Do not attempt to divide them till you are ready to start them in the spring.

The Fall Clean-up

This is the time to clean up the garden. It must not be neglected if you would be a good gardener. In the stalks and leaves of the old plants there is great chance of carrying over the disease germs and spores that have bothered you this season. These tops should all be cut off and burned. Do not put them into your compost heap as such places are too likely to cause the spread of diseases.

Any unplanted ground should be spaded up and left as rough as possible. The action of frost upon the soil is very good for it. Wherever weeds and grasses have gotten a hold try to clean them all out. They make a lot of growth in the late fall and early spring and if you let them go it will be just that much harder to get rid of them in the spring when the time is short and the work is heavy. Minutes spent now will save hours then.

The Lawn-Keeper

Lawns must not be neglected at this season. They should be allowed to go into the winter rather long. The matted grass will help to protect them from

winter harm. The practice of spreading barnyard manures on the lawn is not as common as it was and it is probably just as well for the lawns. If you wish to dress your lawn, bonemeal will be good for it and a half inch layer of pulverized peat moss will add humus to it and act as a mulch over the winter. In exposed places like that between houses where the snow will be blown away and severe cold may injure the grass you may scatter some branches of evergreens and they will hold the snow and save the grass.

Roses Snug for Winter

Your Roses must have intelligent care at this season or they will not come through the winter as well as they should. The way you cover them will depend upon the section of the country in which you live. The general practice is to hill the soil up around the bush a foot or so, bend the tops down cover them with from six inches to a foot of hay or straw and over this put some tar paper to keep the moisture out. This covering must not be put on till the ground is frozen to a depth of several inches. To keep the mice from injuring them by gnawing the canes, soak some grains of wheat in arsenic and scatter them over the ground before you put the straw on. Do not prune your bushes till spring except to cut back the long growths that are hard to cover. Climbing Roses in the northern states must be taken down, coiled up and covered the same way. Where the weather is not as severe they may be merely hilled up and they will come through nicely. In covering keep in mind that you are trying to keep them from freezing and thawing, not to keep out the cold.


Plant Peonies in Fall

The fall is the only time to plant one of the most important of all perennials, the Peony. From the first of September till freezing they may be planted and you will get some bloom the next year though one does not expect much of the Peony till the second and (continued on page 74)

It /
tucks
/ in

~ ~ insulates your house where insulation is most important

Balsam-Wool is a blanket of fluffy wood fibre that looks and feels like sheep's wool and is its practical equivalent in insulating efficiency. Balsam-Wool is windproof, waterproof, fire-resistant, sanitary and durable.



In the choice of an insulating material for your house, keep in mind this fundamental principle.

You can select one of the many rigid insulating materials and substitute it for wood sheathing and call your house an "insulated house." Or you can select a good flexible insulation, such as Balsam-Wool, add it to the walls and roof, and have a house that is insulated.

Balsam-Wool is a flexible insulating material. It comes in rolls that are easily cut into strips that tuck snugly between studdings, joists, rafters and into every crack and crevice in the structure. Balsam-Wool is light. In attic insulation it doesn't put a lot of extra weight on the floor joists.

Also bear this in mind when you select insulation for your house: The insulating value of a material depends on its thickness. A full inch of true insulation will practically save its original cost in heating equipment and pay bigger annual dividends in lower heating costs. Balsam-Wool is the only blanket building insulation sold in both full inch and half-inch thicknesses.

Don't be misled by a bombardment of claims on this important subject of insulation. Get the facts before you spend a cent. Mail the coupon for a free sample of Balsam-Wool and our straightforward booklet, "House Comfort That Pays for Itself." It supplies all the facts and may save you a costly mistake.

WOOD CONVERSION COMPANY

Makers of both flexible and rigid insulation

Mills at Cloquet, Minnesota

Sales Offices in Principal Cities



Balsam-Wool

—the flexible insulating and sound deadening blanket
SOLD THROUGH RETAIL LUMBER DEALERS



The Weyerhaeuser Guarantee is behind Balsam-Wool. It assures highest quality and lasting satisfaction to users.

WOOD CONVERSION COMPANY
Dept. 82, Cloquet, Minn.

Gentlemen: Please send free sample of Balsam-Wool and booklet "House Comfort that Pays for Itself." I expect to build a house I own an old house

Name _____
Address _____
City _____ State _____



Stickley craftsman executing a rush seat chair—a Stickley masterpiece



The faithful old types that Stickley has found

MORE than three hundred of them have been carefully reproduced in the same woods—cherry, maple, pine and hickory. Soft, mellow tones with smooth velvety finish—not unlike that found on rare old pieces.

No other period furniture is so harmoniously suited to the modern home and apartment. No other manufacturer combines the comfort, durability, beauty and guaranteed authenticity of Stickley.

There is a Stickley dealer near you. Write L. & J. G. Stickley, Fayetteville, N.Y., for your copy of the attractive Stickley booklet "F".



We are represented by the leading stores



Dressing Table 3036

Early American
BUILT BY
STICKLEY
OF FAYETTEVILLE

Lessons in decorating—where to begin

Continued from page 34

in one half only. Plan No. 1 shows the original arrangement. The furniture was mixed in character. There were some light French pieces and some Renaissance pieces. For instance, the chairs numbered 18, 19 were French (Louis XV) in light finish, covered with a light damask. Chairs numbered 7, 20, and the sofa numbered 4, were in a dark mulberry velvet and belonged to no particular period—just the usual American overstuffed furniture; 6 and 10 were small round French tables with marble tops and the 5's were three-cornered stands of the heavy early English type. Sofa 8 was wicker. It had a dark seat covering. 9 was a French (Louis XV) needlework stool, fairly large. 16 was a short walnut Italian Renaissance table with elaborate carving. The wall color was green, fairly warm and nice in tone. The floor was hardwood in the typical staring, light finish. The rugs were fine Orientals running the gamut from heavy figures to delicate Persian design. There were no overdraperies, only the simple cream-colored net glass curtains. And the room is the gathering place, not only for elders, grandmother, mother and father, but of two sets of growing boys and girls, one of which is old enough to have the rugs pulled up for dancing.

The first impression was rather pleasant, but a few moments in the room brought a decided feeling that the furniture must be moved. Its owner aptly described it as "chairy." There was a queer feeling of unbalance, restlessness. It was very difficult to sit quietly in one chair! And this was true, primarily, because the furniture in its placing did not conform to either the proportion or the lines of the architecture of the room. The long sofa jutting out at an angle assumed a simpler condition in the room than the one established by the cross beam dividing the room into two distinct sections. This long line was much aggravated by the French stool standing at the end of the wicker sofa. The rugs and chairs made several unrelated islands. Where could one stop? And the greatest difficulty of all lay in the incongruous mixture of different types of furniture and rugs. They could never be made harmonious to the point of great beauty. But by careful sorting, the effect could be vastly improved. (Principle, in a condition of this sort, keep weights and strength of colors and definite pattern together as much as you can.) We cannot safely jump the attention from a very heavy overstuffed chair to two delicate French chairs when used side by side (compare the two plans), as shown in the group on the front rug (note styles denoted by figures). The greatest mass of the furniture was concentrated in the corner by the fireplace—and unbalanced by anything else. This was true because of the constant use of the fireplace by the older members of the group. Result—the room "dropped down" heavily at that end.

The first step was to sort out the most obvious incongruities of weight and type in the furniture. The second

step was to plan their concentration to conform with the structure of the room. And this brought out the interesting fact that the rugs had to be changed also and that the heavier furniture belonged at the lower end of the room with the fireplace. It also brought out the fact that that lower end could be treated practically as a separate section balanced by the lighter section with the French furniture on the basis of a design like a large T, the wicker sofa being grouped on the short wall with chairs so that with the big space in front of it the effect was sufficiently strong to balance the section of the fireplace. Details of this rearrangement ran as follows:

The heavy rug was placed with the heavy furniture at the fireplace end of the room. The light rug was kept with the lighter furniture. The wicker sofa (38 on the first plan) being the largest lighter piece, was put where the radio had been (3 on the second plan). To strengthen this group (remembering the balance of the whole room) two of the largest French chairs and the French stool were grouped near the sofa and backed by one of the small French tables and a lamp (see Plan No 2). The Victrola cabinet was moved behind one of the chairs to suggest a console (1). The radio (1 in the original) was moved to the wall (see 8, second plan) and flanked by the two antique chairs in formal setting. The second section explains itself both in use and as balance.

There was still the exceedingly difficult problem of connecting the two sections. The natural places for accentuation of the room lines were where the beam and the jogs in the wall under the beam made structural emphasis. The rug corner practically coincided with these places. A straight chair at 9 (second plan) carried the eye easily on one side. And a group of two French chairs, one large and one small, with table and lamp made the necessary connecting line and mass on the other side.

The grouping was complete. And even recognizing the many necessary furniture changes to come later on when the budget could stand it, the room was vastly improved. It was really inviting and definitely comfortable. The old restlessness had been eliminated through a careful balancing of the furniture and proper placing in relation to the structure of the room. It was restful to look from one part of the room to another. One was quite willing to sit down and stay there. That is at least one primary and important consideration in a homelike and livable room.

Logically, as the owners could afford it, the next steps would be somewhat as follows. First, the darkening of the floor. The light yellow stone was entirely at variance with both rugs and wall. The floor should be a background not an insistent note of emphasis in itself. Second, the addition of overdraperies. In many houses, this expense can be eliminated but in this particular case, (continued on page 77)

THIS NEW FREE BOOK tells you how to save in building

STRIKING economies in home building have just been compiled. Not with the idea of building cheaply. But to get all the beauty, charm and permanence possible at practically no higher cost. You will be surprised how far a modest sum will go when you follow the suggestions laid down.

You will want to have these vital

facts before you decide on the style or material for your new home. A very limited edition of "Planning Your Home" is just off the press. It is written so frankly and illustrated so freely, that everyone interested in lovely homes should have it. To insure your getting one of these first complimentary copies, clip and mail the coupon now.

Architects:
Russell S. Walcott



You will be amazed at the beauty that is now being built into houses of common brick. So many of the leading architects have suggested artistic textures that your choice of effects is almost unlimited. The more you study the possibilities of common brick the more you realize its tremendous artistic value.

The coupon lists the different booklets covering various phases of building with Common Brick. A dollar bill brings the complete set, or you may order them separately. Write today.

COMMON BRICK MANUFACTURERS ASSOCIATION OF AMERICA
O-2173 GUARANTEE TITLE BUILDING, CLEVELAND, OHIO

*These District Association Offices and Brick Manufacturers Everywhere Are
AT YOUR SERVICE*

- Boston, Mass. 11 Beacon Street
- Chicago 605 Builders Building
- Cleveland - Ohio Association
2124 Guarantee Title Building
- Denver 1735 Stout Street
- Detroit . 400 U. S. Mortgage Trust Bldg.
- Hartford, Conn. 226 Pearl Street

- Los Angeles 634 Chamber of Commerce
- New Orleans, La. 727 Canal Bank Bldg.
- New York City
1716 Grand Central Terminal
- Norfolk, Va. 112 West Flume Street
- Philadelphia 1420 Walnut Street
- Pittsburgh 524 Fourth Ave.

- Raleigh, N. C.
508 Com'l Nat'l Bank Building
- Rochester P. O. Box 773
(New York State District)
- Salt Lake City 301 Adas Block
- San Francisco 301 Sheldon Building
- Seattle, Wash. 913 Arctic Building

BRICK forever

PREFERRED BY ARCHITECTS


CLIP and MAIL THIS TODAY!

Without charge please send me a copy of
"PLANNING YOUR HOME."

I am enclosing cash or stamps for the booklets checked below:

- "Homes of Lasting Charm"— 25c
- "Skintled Brickwork"— 15c
- "Multiple Dwellings of Brick"— 10c
- "Farm Homes of Brick"— 5c
- "Brick, How to Build and Estimate"— 25c
- "The Heart of the Home (Fireplaces)"— 25c

(Enclose \$1.00 if you want all the books.)



LIGHTING fixtures are no longer the last-minute incidentals they once were. They have become an inseparable part of the decorative scheme.

Home builders of today, choosing P&S Alabax fixtures of porcelain, white or colored, plan them in conjunction with their drapes and wall tints. Their satiny surfaces, easily cleaned, their durability, their smart lines and colorings make them the modern lighting units for the modern home. You pay a little more for Alabax—but you pay only once.

A brochure picturing the many lovely Alabax styles and color combinations, for every room in the house, is yours for the asking.

PASS & SEYMOUR, INC.
Division A, Solvay Station, Syracuse, N. Y.

P&S
Reg. U. S. Pat. Off.
ALABAX
Reg. U. S. Pat. Off.
LIGHTING FIXTURES

How much house can I afford?

Continued from page 32

find that the maintenance costs of a house will be in proportion to its price. The bigger the house, the higher the coal bill and the more repairs and upkeep will cost. With a fixed income the thing to do is to decide on how much of it you can afford to spend on house bills and buy accordingly. We know each other pretty well, Harry, and I want to help you all that I can; but I can't get down to brass tacks without knowing how you're fixed. Feel like telling me?"

"Putting it that way, Jim, it's the only thing to do. I'm on a \$5000 salary and in line for more. I have \$4500 in the bank, and my savings are about \$500 a year. Now go ahead."

"Of course, no two families are alike," said the real estate man, tipping back in his chair. "But with your two babies you are about the average and at the very outside I wouldn't want to see you spending more than 2½ times your salary or \$12,500 for your house. Here's how your costs would run. A man is usually justified in spending a quarter of his income for rent and with you that would be \$1,250. In buying a house you'd put your savings in the house instead of in the bank so you'll have \$1,750 a year. There are a lot of things that might change that—the number of children and their age, for instance; but in your case I think that figure would be about right.

"Your cash payment would be at least 20% and the more the better; at that you'd put in \$2,500 and borrow \$10,000. On a straight first mortgage you couldn't get more than 60% of the value of the house: \$7,500. You could get the rest on a second mortgage, but it would cost a good deal and I think that there are better ways of doing it. I'd advise getting the whole amount from a Building and Loan Association. When conditions are as right as they are with you they may be able to go as high as 80% and you'll always know where you stand. They will charge you 12% a year in monthly payments, part for interest and the rest going to pay off the loan. With each payment you'll own more of the house and in twelve years or so you'll own it all free and clear; 12% on \$10,000 is \$1,200 a year.

"If the house is in first rate shape upkeep will be about 1%; more, of course, if it isn't so good. We can average that and lump it in with taxes and insurance at 4%. That's \$500 more so you can figure on a total of \$1,700 a year. You will still have a fuel bill to pay, but even with that you should be safe. Get the idea?"

"I certainly do. It makes me think of a couple of men I overheard in the train the other day comparing notes on what their houses cost. I gathered that each one had paid \$15,000 for his house but that while the expenses of one came to \$500 a year the other was spending nearly \$2,000. I couldn't understand it."

"That's easy to see," said the real estate man. "One probably bought his house for cash and the other only had a shoestring and was paying high for the money he had to borrow. Here's the way it would work out in your case. Paying \$2,500 cash, the \$10,000

you'd have to borrow would cost you \$1,200, a year while if you put down \$4,000 (which you could do) you'd only have to borrow \$8,500. Then your annual payment would be \$1,020, or \$180 less, a year. Of course, you'd lose the savings-bank interest on that \$1,500, but that's only \$67.50, so even in losing that you would still be making money. The more you pay in cash the less you pay in interest."

"I see your point, Jim, and it's reasonable," said the buyer. "But just the same, I'd like to get that Beech Street house if I possibly can. How would it figure?"

"The lowest you could get it for would be \$19,000 and you'd have to put down at least \$4,000 cash. That leaves \$15,000 to borrow and if you could get a Building and Loan to let you have that much you'd pay \$1,800 a year or 4% of \$19,000. Taxes, insurance, and upkeep is \$760 more, or a total of \$2560; half your income. You couldn't get through a winter without at least \$200 worth of coal so you wouldn't have much left over for food and clothing and doctors' bills and the rest of the family expenses.

"And here's another thing. One of these days Beech Street will have a sewer and there'll be a lot of repaving done. Being on a corner that property will have a pretty heavy assessment and you as the owner won't be able to get out of paying it. A man I know ran into that situation last spring; he hadn't been saving anything against a possible assessment and when one came he wasn't ready for it. His house was costing more to live in than he had expected, anyway, and that was the last straw. He had to sell.

"No, Harry, that house is beyond you. Your expenses will climb as the children grow up and my advice is to go slow while they are young. Save everything that you can, and begin by buying the least expensive well-made house that you can get along with."

As the real estate agent suggested, the cost of repairs and maintenance will vary with the condition of the house and, he might have added, with its construction as well. For an example, there will be no upkeep costs for a roof built of material that is unaffected by weather and time. A less permanent roof will require occasional painting or staining and must eventually be replaced; these expenses spread over the life of the roof will amount to about \$20 a year for an average small house. The permanent roof will cost more to build or to buy, but will be cheaper when considered in terms of annual expense. A house that requires refinishing every few years will cost more to live in than one of natural and unchanging surface although the latter may be more expensive to purchase. An insulated and weather-stripped house will cost more than one not so treated, but may save \$30 or more a year in fuel.

It has been said that there is no greater satisfaction in life than being able to pay one's bills and from this point of view the selection of a house should not depend on design, location, decoration, or convenience, but on what it will cost to live in.

Symphonies in china

THE expectant thrill of "just over the horizon"...the taut anticipation of the next movement in a symphony...such is the charm of the "next plate" in the modern dinner practice of *course combinations*. Simply put, course combinations are related course sequences of Black Knight china plates, each course service different from the others in some detail, but still in a progressive step a harmonized dinner plan.

A gorgeous service plate, for example, may bear a soup cup in pattern quite different, but lovely in combination with it. The décor of the entree plate may introduce a new color motif, but it harmonizes with what has gone before and with what is to follow. So through the dinner, each course is a definite link in a scheme which may be as simple or elaborate as you elect. A scheme in which the determining factors are such considerations as the color-tones of flowers, accessories, environment and degree of formality desired.

Dinner, thus lifted from the dreary old-fashioned "dinner set" sameness, becomes a sparkling procession of changing colors and moods, like the shifting passages of a brilliant symphony. In patterns particularly adapted to such harmonic consonances Black Knight designing is fruitful. Some décors there are, colored in the vivid flames of Nature's palette: some are demurely modest, while others flaunt splendor like an ermine robe. For each occasion, and every environment, Black Knight china holds the key to new table beauty and smartness.



In certain communities special displays presenting Black Knight china have been established in smart stores. The following is a partial list:

OVINGTON'S, New York: R. H. STEARNS CO., Boston: L. BAMBERGER & CO., Newark: JOHN WANAMAKER, Philadelphia: SHEPARD CO., Providence: DULIN & MARTIN, Washington, D.C.: L. B. KING CO., Detroit: J. J. FREEMAN CO., Toledo: M. O'NEIL CO., Akron: ELDER & JOHNSON CO., Dayton, O.: WM. HINTERSCHIED CO., Columbus, O.: T. M. JAMES & SONS, Kansas City: VANDERVOORT'S, St. Louis: A.T. LEWIS & SON, Denver.

THE GRACIOUS ART OF DINING... Dinner schemes are suggested, and modern dining amenities discussed in the "Gracious Art of Dining" a 64 pp. brochure prepared by Black Knight. Available at the above stores, or direct on application, enclosing 25c. to Dept. AH-10, Black Knight, 104 Fifth Avenue, New York.

The Hallmark of Smart Distinction

BLACK KNIGHT CHINA





DOROTHY
KNAPP
proclaimed the
world's most
beautiful girl.



HEALTH AND BEAUTY

in 15 minutes
a day

Keep Slender,
Radiantly Healthy
This Enjoyable New Way!

DIETING or backbreaking exercises no longer necessary! For an ingenious new device, the Battle Creek Health Builder enables you to keep gloriously healthy—pleasingly slender—without any effort on your part! The Health Builder, manufactured under the patents of Dr. John Harvey Kellogg, gives a combined massage-vibratory treatment, better than a skilled masseur. It vigorously massages the heaviest muscles, peeps up sluggish circulation, aids digestion and reduces superfluous weight.

Endorsed by Famous Beauty

Dorothy Knapp, star of Earl Carroll's "Vanities," uses the Health Builder daily. She says, "I unhesitatingly recommend the Health Builder to every one that is interested in keeping radiantly healthy and in retaining a beautiful figure." Here, (at last,) is a safe, simple, scientific method of reducing weight and keeping vigorously healthy.

A Health Builder for Every Requirement

Ideal for home use is the Universal Home Model, a compact enclosed

Health Builder. The Athletic Model is very popular for clubs, home gymnasiums, colleges, health centers, institutions steamships, etc., while the handsome De Luxe Cabinet Models combine utility with distinctive beauty.

Send for FREE Book

Send for "Health and Beauty in Fifteen Minutes a Day"—a valuable Free Book showing the Battle Creek Health Builder in operation—with complete series of home exercises.

Sanitarium Equipment Co.

Room AE-3954
Battle Creek, Mich.



The Battle Creek
Health Builder Keeps
You Fit!



© S. E. Co., 1928

The lure of the under glass garden

Continued from page 46

sunny window to the purposes of flower growing, or the providing of means for artificially heating a deep coldframe, one of the easiest and most neglected methods of obtaining a miniature greenhouse.

These fine factors are all-important: sunlight, air moisture, soil moisture, temperature, ventilation.

Of all these the first is perhaps the most essential and the second the most difficult to provide.

Practically all flowering plants require an abundance of sunlight, especially during the morning hours. There are, however, a number of things which will succeed satisfactorily with only a few hours sunshine a day; and some, such as Fuchsias, and Tuberos Begonias, require very little. Among the foliage plants, many of which are extremely decorative, there are a number that will do with no direct sunshine at all. Young growing plants from seeds and cuttings demand sunshine for their normal development. As a general rule, then, the more sunshine the better; and if it is not to be had all day long, the morning sunshine is preferable.

Lack of sufficient moisture in the air is the cause of more amateurs' troubles and failures with plants indoors or under glass, than probably all other causes combined. Any amateur is immediately impressed with the "warm, balmy atmosphere" which he immediately notices upon stepping into a commercial greenhouse. He will probably not believe without proof that the actual temperature is probably five, ten, or even fifteen degrees lower than in his own living room! The beginner at indoor gardening makes no more universal and no more serious mistake than assuming that a high temperature is the prime requisite. The greatest advantage which a real greenhouse possesses over the conditions ordinarily provided for plants in the dwelling house, or even in a sunroom, is that the air may be kept more moist.

Soil moisture is much more easily provided. Anyone can mix up a soil for indoor gardening which will hold moisture adequately, although many do not take the trouble to do so. The most perfect soil, however, will dry out quickly when exposed to dry and super-heated air. The control of soil-moisture is largely a matter of regularity in watering.

Temperature is the least, rather than the greatest, consideration in under glass gardening. There are any number of flowers and plants that will thrive with a night temperature of 45 to 50 degrees; 60 to 70 degrees is too warm for most things, with the exception of tropicals, the majority of which should not be attempted without a hothouse. If the temperature is fairly even, one may readily select plants which will be well suited with anything between 45 and 60 degrees at night, with ten to fifteen degrees higher during the day.

Ventilation—fresh air—is as important to the welfare of plants as of human beings. Wherever plants are

grown, provision should be made for giving fresh air daily, excepting in the most inclement weather, without having it blow directly upon them. Gradual ventilation, over a considerable period, is better than a rapid change of air with a consequent sudden drop in temperature.

The simplest and most economical type of real greenhouse to construct is the lean-to, built against a sunny wall of the residence or heated garage. Such a house may be heated without the necessity of providing a separate heating unit. The greenhouse will require more heat at night, just when the residence requires least; so that there is really little additional tax on the heating plant if the greenhouse is moderate in size. Really better, because of a more even distribution of light, but proportionately more expensive, is the greenhouse attached to the residence end-on. Such a greenhouse can be had at the cost of a moderately priced car; it will last as long as the residence, and the cost of upkeep will be principally a very few additional tons of coal each winter.

In building a small greenhouse two courses are open; either to have the house erected completely by a greenhouse construction company, or to purchase the material and build it yourself. The former is little or no more expensive in the end, but requires a larger original investment. Do not let anyone tell you it is not worth while to try a home made greenhouse in case you cannot afford the other. Specially designed wooden "members," may be bought in clear cypress and anyone who is handy with tools, or a local carpenter, may produce a very satisfactory substitute for the custom-made greenhouse.

As to heating, I greatly prefer hot water to steam for a small house. The amount of "radiation" which must be provided will depend primarily upon the winter temperatures likely to be encountered. You will find tables figured out, on the basis of long experience, in the various catalogs. Do not leave this point to the opinion of your local plumber, who may be without greenhouse experience.

Moderate Temperature (45 to 55° at Night)

Chrysanthemum, Cineraria, Mignonette, Stock, Sweet-pea, Violet, Alyssum, Snapdragon, Cactus, Carnation, Freesia, Geranium, Hyacinth, Oxalis, Primula, hardier Ferns and Palms.


Spring Bulbs: Tulips, Daffodils, Crocus, etc.

Vegetables: Beans, Beets, Carrots, Cauliflower.

Warm Temperature (55 to 65° at Night)

Abutilon, Begonia, Calla, Fuchsia, Heliotrope, Azalea, Spirea, tender Ferns and Palms, Gloxinia, Lily-of-the-valley.

Vegetables: Beans, Peppers, Tomatoes, Cucumbers.



A NEW "NIEUW AMSTERDAM"

WAVERLY FABRIC FOR FURNITURE COVERINGS AND DRAPERIES

OUT of the clamor of the busy city of New York comes this quaint "Nieuw Amsterdam" pattern in Waverly Fabrics, bringing a contrasting, refreshing note in the portrayal of historical events. Who does not thrill with memory renewed of "Peter Minuet buying Manhattan Island from the Indians in 1626"—"Bowling on the Green"—Peter Stuyvesant defying the English—and other interesting instances of early American life? These episodes make our hearts beat with joy and affection for the doings of bygone years. This popular print in beautiful color combinations, and many other designs from our wide selection are most moderately priced and may be purchased at leading dry goods and department stores at from 50¢ to \$1.50 per yard.

Waverly Fabrics
A SCHUMACHER UNIT

WAVERLY FABRICS
60 WEST 40TH STREET
NEW YORK CITY

PLEASE send me samples
of WAVERLY FABRICS, for
which I enclose ten cents.

NAME

ADDRESS

SLOWLY DYING TWO BAD FELLOWS MR. S.T.A.L.E. SMOKE AND MR. B.A.D. ODOR

It's rather sad news but we can't help feeling glad about it because we never did like them anyway.

The fellow that's killing them off, however, is little Nevasmok—and he's a great little guy.

Little Nevasmok is an ash receiver, but that isn't all. He's a smokeless and odorless little ash receiver. We're not fooling because we guarantee it.

Once you put your cigarette in a Nevasmok out it goes. You don't see any more smoke nor smell any more unpleasant odors.

And lots of other things happen, too—no more flying ashes or sparks—no more burning your fingers crunching out your fag—no more burned rugs and furniture, because Nevasmok takes care of careless house guests. Chances of fire are also limited.



Nevasmok comes in the following colors and finishes

Pastel Orchid	Pastel Rose
Chinese Red	Sky Blue
Canary Yellow	Sea Green
Black	Red Crackle
Green Crackle	Brass
Bronze	Gun Metal

These little fellows are ideal for drawing room, boudoir or office. They can't tip over and there's nothing to get out of order. To clean—just open and empty.

You'll love them because they're so handy and good looking. We could tell you lots more about them, but we'd rather you try one out for yourself—because it'll do the talking.

We make them in twelve pastel shades of color and finish, so they'll harmonize with anything.

They make great Christmas presents, too, because they're so blooming useful.

If your favorite store doesn't handle them, just send us \$2.00 and we'll send you one in a jiffy. Don't forget to tell us the color you want.

YANKEE METAL PRODUCTS CORP.

Dept. A 507 W. 50th St., New York
Specialists in Artistic Smoke Accessories

New York Showroom: Fifth Avenue Building 200 Fifth Avenue Room 1121	San Francisco Showroom: Hersht Sales Co. 1120 Folsom St.	Chicago Showroom: American Furniture Mart 666 Lake Shore Drive Space 618
--	--	---

NEVASMOK

Reg. U.S. Pat. Off.

Smokeless and Odorless

Ash Receiver

Patents Pending

Garden reminders

Continued from page 66

third year. The ground should be well prepared to a depth of two or three feet. No fertilizer must come in contact with the roots but you may use bonemeal liberally. The important thing is to buy good standard divisions from reliable growers and then plant them at the right depth. The eyes or buds should be from two and one half to three inches below the surface of the ground. If you plant them too deep or too shallow they will probably never bloom right.

Planting in General

Shrubs and many perennials may be planted in the fall just as soon as

the leaves have fallen and then they are all ready to start growth when the warm days of spring arrive. In planting shrubs be sure that the hole you dig is large enough to take the roots without crowding them. Better have it a foot too large than an inch too small. And make it plenty deep enough so that the shrub may be set a little deeper than it was in the nursery row. Careful planting pays. Do not hill the dirt up around the plant but rather leave a little depression to hold the water. When you plant a shrub water it well so that the soil will settle in around all the roots of the plant.

Foundation planting to fit the house

Continued from page 54

broad-leaved evergreens. If a planting is to be carried out over a period of several years it is advisable to have a preconceived plan in mind or on paper and then add whatever can be afforded each year.

No matter how well a planting may be made in the beginning, if it does not have proper care over a period of years it is likely to prove a disappointment. As they grow in size the plants should be cut back or transplanted when they begin to crowd, and replaced now and then when they die out.

In the East especially, foundation planting material for the past decade has been made up largely of coniferous evergreens—it has been overdone indeed. There are two reasons for this popularity; first, the various forms and colors of the individual species attract the attention of the inexperienced planter who goes to the nursery to select his plants; second, in an endeavor to have an all year round effect the flower and foliage of deciduous material is sacrificed. An effective foundation planting is not gained through the relative merits of individual plants, but through an effective grouping of masses, together with certain outstanding accents.

The intending planter can decide in a large measure what materials to use in the region where he lives by looking around his neighborhood and noting the plants that have withstood several seasons. One of the best guides is the catalog of a local nurseryman.

The most desirable classes of material for foundation planting are the dwarf-growing evergreens and the refined types of flowering shrubs. Under the evergreen class we have what is termed the broad-leaved evergreens such as Rhododendrons, Azaleas, Andromedas, Mountain Laurel, etc. This material when used in masses gives a very pleasing effect and is readily adapted to shaded situations.

Some of the most desirable flowering shrubs and those commonly used are Spireas, Weigelas, Dwarf Deutzias, Japanese Barberry (if kept away from walks or much used porches) Hydrangeas (the Peegee variety being too coarse and large for most plantings) Japanese Kerria, the Amur, Lodense and Regel Privets, Winter Honeysuckle, Lilac Honeysuckle, Mockoranges (such varieties

as Avalanche, Bouquet Blanc, Golden leaf, Lemoinei, and Virginal), Snowberry, Coralberry, and White Kerria.

Among the evergreens effectively used are Mugho Pines, Japanese Yews (both spreading and upright types), Arborvitae from the dwarf globe to the tall pyramidal forms, Junipers including the prostrate to the narrow upright forms, and the various forms of dwarf Cypress and Retinispora.

The two most common errors made by the amateur enthusiast are overplanting and the use of too much miscellaneous material. Stick to a few varieties and place them where a logical reason is evident.

For the average type of house it is desirable to choose a few accent points about the front and perhaps sides of the house and to build the foundation planting upon these. Such accents would usually come at corners, bay windows, porch pillars, and at entrances. The largest and most conspicuous plant should produce the emphasis at these points, and the space between and adjacent to them may be filled with neutral material of smaller size and softer texture.

PLANTING IN PARTIAL SHADED AREAS

In many cases good money has been spent in vain efforts to establish plant material in shaded areas, by using plants that do not enjoy this sort of a situation. The following is a partial list of plants that will thrive in partial shade:

Evergreens: Rhododendrons in variety, Japanese Yew, Mountain Laurel, Mountain Andromeda, Hemlock, Azalea, Japanese Holly, Boxwood, Drooping Leucothoe, Evergreen Bittersweet, and Japanese Spurge.

Shrubs: Privets in variety, Viburnums in variety, Hydrangeas in variety, Bush Honeysuckle, Bush Dogwood, Deciduous Azaleas, and Snowberry.

EDITOR'S NOTE: In the November issue Mr. Johnson will present a group of detail planting plans of unit groups for special situations such as porch steps, entrance gate, house corner, etc. etc. with alternative planting lists to fit varying conditions and requirements.

"Cream of the Crop"



LUCKY STRIKE
"IT'S TOASTED"

CIGARETTES

"This marvelous cigarette!"

Yvonne D'Arle, Delightful Star of "The Three Musketeers"

The finest tobacco—"It's Toasted"—broad in cut—no dust—all impurities removed—flavor improved.

"It's toasted"

No Throat Irritation—No Cough.

All season bloom from house plants

Continued from page 37

large foliage plants, succeed and are ornamental in north windows and shady corners. Some, as Begonias, flourish and bloom in windows, where they receive the sun part of the time only. Other plants require an abundance of continuous sunshine; and if one has sunny south windows to devote to house plants, the latter should be exploited, as most effective, gay, and satisfactory.

Geraniums are the foolproof "steadies" of the inexperienced window gardener, and the all-season dependence of the skilled lover of house plants. There is nothing more reliable and, in the long run, more valuable than these thrifty, ornamental, easily grown plants that flourish under almost any condition including a fair amount of sunlight; are practically pest proof, and blossom luxuriantly during the entire season.

If, for any reason, one is late with window garden preparations, Geraniums are very handy, and the potting may be done any time before hard frost; naturally, blooming time will be later, in this case, than if lifted earlier. By inference, if one's garden contains Geraniums, rooted slips are in abundance. Take up as many of these as you wish, set them in small pots, three-and-one-half inch, and bring gradually into full sunshine. You should get bloom by Christmas.

To get early bloom from Geraniums take up, also, some of the old plants. These, if cut down early in the season, should be compact, bushy plants, with abundant buds as winter approaches. If carefully and intelligently lifted they should hardly receive a setback, and will go on budding and blossoming through the winter. We have one Dryden Geranium that is at least six years old and has always blossomed continually, with the exception of the time of the spring pruning. If one has no spring pruned plants, select the smaller old ones, pruning where necessary. This will, of course, somewhat check their bloom, but new buds will soon form. Use as small pots as possible; too large pots make for too luxuriant foliage and fewer blossoms. Do not water Geraniums too liberally.

It is necessary, for success in window gardening, to provide good soil. To insure this take two parts of good garden loam and mix with one part each of compost from the bottom of the "heap" that should be run in connection with any garden, and of well rotted manure; add a little wood ashes preferably, mix well and make fine and mellow. We run ours through the ash sifter and keep it in a big box for convenience. To pot either Geranium slips or old plants, or any seedlings or other plants from the garden, put an inch or two of broken crock (we religiously conserve our broken flower pots as a precious possession, and keep the old "drainage" in the bottom of the same pots from year to year) in each pot and then a layer of the prepared earth. Dig up the plant—large or small—carefully, first cutting down into the earth all around it. Carefully lower it into the pot, holding it with the left hand, fill in gradually with the prepared earth,

"firm" well when the pot is full, and water slowly. Set in semi-shade (best in the shed for a short time) for some days and gradually bring into full sunlight. Following are a few "points" which must be emphasized when taking up plants for the winter.

1. Wet the ground thoroughly beforehand.
2. Disturb roots as little as possible.
3. Leave in the shade for a few days; then bring gradually into sunlight.
4. Keep well—but intelligently—watered.
5. Take into the house before the plants are frosted or chilled—even the latter injuring them seriously.
6. Avoid too large pots; as a rule, use as small ones as will conveniently hold the roots.

The colors of the blossoms of various house plants should be considered when assembling them—although I confess that, as a rule, the colors of most flowers harmonize surprisingly! Strong colors, like those of Geraniums, however, sometimes clash. The Dryden Geranium is the best and most freely blooming variety, its color a beautiful, brilliant cherry-pink, shading to a white center. The double salmons are lovely; and double flowers are neater than single ones, as they do not drop.

I like to include plenty of white flowers in window gardens, as good mixers and harmonizers. Last year we set two small plants, one white and one pink, of Geranium in the same pot; the blossoms neighbored beautifully and the result was very interesting. "Something blue" is always "Frenchy" and delightful among the pinks, reds, and whites. For this I suggest Annual Larkspur, Ageratum (var. Princess Pauline) and the blue Streptosolen. All of these have clear, vivid, and most lovely coloring, the little plants may be purchased at any nursery, if one wishes to supplement the garden inclusions.

Running Nasturtiums make lovely house plants, supplying all-winter bloom, a most valuable attribute. To best manage these cut off chubby, sturdy slips from outdoor plants (protected ones can usually be found until quite hard frost) of different colors, and stick them into a good-sized pot of earth; you can include four or five. They will immediately proceed to grow (I haven't the faintest idea when they root) and often blossom at once; that is, any formed buds develop and more appear. This method, we have found, is better and quicker than raising plants from seed, although one can sometimes find small self-sown seedlings under the old plants which are very satisfactory. As the vines grow, wreathe them around the window or make a little trellis and train them around and over that. A pot of Nasturtiums of different colors, arranged as above, and blossoming at the same time, makes the gayest and most delightful of window garden inhabitants. Long sprays of these running Nasturtiums may be picked just before frost, put into water, and trained around pictures (continued on page 77)



CALOROIL

NO SINGLE OIL BURNER


will fit every home

NO longer is it necessary to install an oil burner that "heats the mansion and cottage equally well". Now you can choose the most economical burner according to the type and size of your home. In other words, you can fit the Oil Burner to the House—not the House to the Oil Burner.

The Caloroil Burner Corporation, pioneer manufacturers of oil heating equipment offers you a line of Oil Burners from which you may select the one best suited to your demands. Choose the Burner that fits your needs and pocketbook.

Burners in the Caloroil line are installed by Heating and Ventilating contractors—men who have a reputation for reliable workmanship—your assurance of service when you need it.

If you are tired of uneven temperature and the inconvenience of shoveling coal and ashes, look over the Caloroil line of Burners. You will find one that fits your specific needs and pocketbook.



LAWRENCE MAY

Caloroil

BURNER CORPORATION

225 West 34th St., N. Y. C.

▼ CALOROIL BURNER CORP., Dept. 71
▼ 225 West 34th St., New York, N. Y.

▼ I am interested in an oil burner
▼ for my Please send me
▼ particulars about the Caloroil line.

▼ Name

▼ Address



All season bloom from house plants

Continued from page 76

or mantel; they will grow and blossom luxuriantly for some time.

PLANTS FOR ALL SITUATIONS

Begonias, mentioned as illustrative of the class which flourish if supplied with partial sunlight, are among our most valuable houseplants. Our prime favorites in the line of bloom-supplying Begonias are the delightful Vernons. These and the lovely Begonia gracilis may be easily raised from seed (if one starts in the spring), or slipped, or very inexpensively purchased—often at ten-cent stores! They are of different colors—bright pink, white, red—are very free-flowering, are not as a rule troubled by pests, and are of a neat, compact habit of growth. A pot of gay pink Vernon Begonias is love only the winter dining table. To accomplish continuous bloom here, devote two pots of the same sort to the same object, and alternate them from table to sunlight. We sometimes grow extra pots of these gay little blossoms to clip for finger glasses. Many of the larger Begonias make very beautiful houseplants, the Gloire de Lorraine, first and foremost; none of them need more than partial sunlight. Begonias are all very tender; be sure they are not chilled before being taken into the house, and carefully avoid hitting the foliage.

Fuchsias, if flourishing, are graceful and beautiful; and once they begin blossoming, continue through the entire winter. Trailing Queen is a good variety, in red and blue coloring. They can be raised from seed as an interesting experiment, thus obtaining many varieties. They are easily slipped. After getting a good start they can be set in east or west windows.

Marguerites make showy and beautiful house plants. These may be successfully lifted in full bud and blossom from the garden by exactly following the directions given previously; first cut all around them carefully. Slips may be rooted to bloom

toward spring, or small plants purchased. Keep faded blossoms clipped.

The above has reference to the stand-bys of the window garden—the “old inhabitants,” to be tended and cared for with the reward of later blossoms in view. We want, however, immediate bloom to tide us over the between-season, while the recently potted plants are getting their “second wind.” This is easily managed by the experienced and skillful window gardener. Successful experiments show that most blossoming annuals may be successfully potted, with no setback in bloom, and will continue to flower for some weeks thus filling in during this sparse season.

Marigolds are very valuable in this way. For many years we have taken up large plants in full bloom, to fill dark corners with sunshine. French Marigolds are especially successful, and even the smallest buds develop. Red spider is the only enemy; spray frequently as a preventive. Snapdragons are also very effective taken into the house. Last winter I saw long sprays of this beautiful flower reach the top of a little sunroom where the lifting of blossoming annuals to supply early-season bloom was especially stressed.

Another annual that I have never seen exploited for house-bloom, except at home, is Balsam. We select a symmetrical plant just coming into blossom, pot it carefully, and then—rejoice in its beauty! A double variety is best. A double pink Balsam in full flower is almost as lovely as a pink Azalea—which it greatly resembles.

Ageratum proves one of the very loveliest of housed annuals; lift plants just beginning to blossom. Its exquisite pure sky-blue color harmonizes or contrasts delightfully with the pinks, reds, and white of other varieties. German Asters and Calendulas are also taken up successfully and continue to bloom for a time.

Lessons in decorating—where to begin


Continued from page 68

the dignity of the room itself almost demands them. Third, changing of the covers of the furniture. By slip covering the heavy pieces in harmony with curtains and the coverings of the lighter chairs, both parts of the room would be improved. This will be discussed at length in the next article. Fourth, there could well be replacement of the wicker sofa with one having more character and suited to the room. This could form the nucleus for a gradual change in the French type of chairs if one cared to go so far toward building a room with real Georgian feeling set by the architectural type of the house. It might be years in coming, but the gradual evolution would be consistent instead of being relegated to hit or miss buying. Lamps and accessories also need attention and these would follow naturally after the curtains and

upholstery ideas were complete. If the main scheme is sound these items can follow, one by one, until there is a fine completed whole, a joy, partly because it has been saved for and built bit by bit.

One other fact is worth mention. Once this fundamental, structural management is felt the room may be as varied in its expression as one wishes. The first fact for the homemaker to learn is that even though the furniture may not be all that is desired, she can take the first decorative step with it and then build her rooms gradually upon this as a definite basis.

[Miss Taylor will be glad to answer any questions on decorative topics. Her second article will be on the proper selection of fabrics and color to balance the weight of room.]



Shrubs bare . . .
Flowers gone . . .
just the time to erect Dubois



How one suburban home-owner preserved privacy, thanks to Dubois. The posts and curved sections are special. R. Schultheis, Landscape Architect.

AUTUMN is upon us, and soon will come that colder season when our gardens and the landscape in general look most forlorn and lifeless. Someone has well said that winter was given us to show us naked truths, but he clearly reckoned without Dubois Woven Wood Fence!

Here is something not only to keep people from staring in, but to preserve a certain note of rustic charm for the garden all year

'round. And as a screen, it has endless uses. Dubois also makes an excellent windbreak, and is just the thing to protect winter planting.

Then, too, from the economical viewpoint, autumn is the time to erect a fence. Summer jobs are over and workmen not so busy. Without special effort or expense you can get Dubois up and have your property ready before the spring rush begins.



Dubois is made by hand of split, live chestnut saplings, bound closely together with heavy, rust-proof Copperweld wire. Comes in sections 5 ft. wide, in three heights, 6' 6", 4' 11" and 3' 10". Imported solely by Robert C. Reeves Company, Largest Distributors of Wooden Fences in America, 187 Water Street, New York.

DUBOIS Woven Wood Fence

(Made in France)

MAIL THIS COUPON FOR NEW CATALOG—FREE

ROBERT C. REEVES CO.
187 Water St., New York City

Please send me your new free catalog containing full description and many beautiful illustrations of Dubois, and price list.

Name _____

Address _____

City _____ State _____ 104



HELPFUL BOOKLETS FOR THE ASKING

Order by number only, using coupon below

Building Materials

ENDURING BEAUTY OF KERAMIC TILES <i>Associated Tile Mfrs.</i>	2
THE FACE BRICK HOME <i>American Face Brick Assn.</i>	18
POSSIBILITIES OF CONCRETE <i>Atlas Portland Cement Co.</i>	21
THE CORK LINED HOUSE <i>Armstrong Cork & Insulation Co.</i>	83
HOMES & GARAGES <i>National Fireproofing Co.</i>	144
SMALL HOMES OF MERIT <i>California Redwood Assn.</i>	143
THROUGH THE HOME OF TAPESTRY BRICK <i>Fiske & Co., Inc.</i>	148
DURABLE DOUGLAS FIR <i>West Coast Lumber Extension Bureau</i>	219
VITREOUS MARBLE FOR WALLS <i>Marietta Mfg. Co.</i>	299
BEAUTIFUL WOODWORK AND HOW TO HAVE IT <i>Arkansas Soft Pine Bureau</i>	140
HOUSES OF PONDOSA PINE, IDAHO WHITE PINE AND LARCH <i>Western Pine Mfrs. Assn.</i>	16
PLANS OF CUT HOMES <i>The Gordon-Van Tine Co.</i>	341
BEAUTIFUL BIRCH FOR BEAUTIFUL WOODWORK <i>Northern Hemlock & Hardwood Assn.</i>	10
THE STORY OF WOOD <i>National Lumberman's Assn.</i>	386
THE RIGHT WAY TO DO A STUCCO JOB <i>California Stucco Products Co.</i>	385
BEAUTIFUL AMERICAN GUMWOOD <i>Hardwood Mfrs. Institute</i>	12
BRASS PIPE & PIPING <i>Bridgeport Brass Co.</i>	399
WALLS AND FLOORS <i>Zenitherm Company, Inc.</i>	404
PORTABLE HOUSES <i>E. F. Hodgson Company</i>	25
THE BUILDING BOOK <i>The Celotex Company</i>	415
THE QUILT BOOK <i>Samuel Cabot, Inc.</i>	397
FAIENCE TILES <i>Kraftile Co.</i>	429
HOUSE COMFORT THAT PAYS FOR ITSELF <i>The Wood Conversion Co.</i>	434
CELLIRED OAK FLOOR BLOCKS <i>The E. L. Bruce Co.</i>	435
ELO ASBESTOS PANELLING <i>Certain-rod Products Corp.</i>	442

Roofs and Paints

COLOR IN ASBESTOS SHINGLES <i>Johns-Manville Inc.</i>	14
THE CONSTRUCTION OF THATCH ROOFS <i>Weatherbest Stained Shingle Co.</i>	84
SHINGLE STAIN <i>Samuel Cabot, Inc.</i>	160
TUDOR STONE FLAGGING & ROOFS <i>Rising & Nelson Slate Co.</i>	168
THATCH SLATE ROOFS <i>John D. Emack Co.</i>	280
THE ROOF <i>Ludowici-Celadon Co.</i>	318
HOMES YOU REMEMBER <i>E. I. DuPont de Nemours Co.</i>	345
HOW TO KEEP YOUR HOUSE YOUNG <i>Valentine & Company</i>	401
DEFYING AGE & TIME <i>Wheeling Metal Mfg. Co.</i>	407

Fixtures, etc.

RUST PROOFED <i>American Brass Co.</i>	217
SCREENING YOUR HOME <i>The Higgins Mfg. Co.</i>	27
MAKING BATHROOMS MORE ATTRACTIVE <i>C. F. Church Mfg. Co.</i>	31
BATHROOM ARRANGEMENT <i>Crane Co.</i>	32
BATHROOM BOOKLETS <i>Speakman Co.</i>	98
RUNNING WATER <i>Flint & Walling Co.</i>	116
BEAUTIFUL BATHROOMS <i>Standard Sanitary Mfg. Co.</i>	138
ON THE TRAIL OF BYERS' PIPE <i>A. M. Byers Co.</i>	196
THE NEW VOGUE IN AWNINGS <i>Andrew Swanfeldt</i>	149
IDEAL SCREENS FOR CASEMENT WINDOWS <i>Rolscreen Co.</i>	352
COMFORT <i>Monarch Metal Products Company</i>	215
KEEPING OUT DUST AND RAIN <i>Chamberlin Metal Weather Strips</i>	167

WIRE CLOTH SCREENS <i>The Gilbert & Bennett Mfg. Co.</i>	353
LOW COST SEWAGE DISPOSAL <i>Kaustine Co., Inc.</i>	422
EASY-SET BATHROOM & KITCHEN FIXTURES <i>J. H. Balmer Co.</i>	420
DISTINCTIVE HAND-MADE LIGHTING FIXTURES <i>Industrial Arts Shop</i>	427
DUMB-WAITERS & ELEVATORS <i>Sedgwick Machine Co.</i>	423
HINTS FOR WINDOW, DOOR & PORCH SCREENS <i>Wickwire, Spencer Steel Co.</i>	430
MEDICINE CABINETS <i>Hess Warming & Ventilating Co.</i>	431

Hardware and Fences

WOVEN WOOD FENCING <i>Robert C. Reenes Co.</i>	102
FENCES FOR PROTECTION & BEAUTY <i>Page Fence & Wire Products Assn.</i>	141
FORGED IRON HARDWARE <i>McKinney Mfg. Co.</i>	154
HOME FENCES <i>American Fence Construction Co.</i>	236
ANCHOR FENCES <i>Anchor Post Iron Works</i>	237
GOOD TASTE IN GOOD FENCING <i>The Stewart Iron Works Co.</i>	371
WICKWIRE SPENCER CHAIN LINK FENCES <i>Wickwire Spencer Steel Co.</i>	410
FENCING WIRE & IRON FOR RESIDENCES, ESTATES AND PARKS <i>Cyclone Fence Co.</i>	418
FENCES FOR EVERY PURPOSE <i>Brook Iron Works, Inc.</i>	349

Heat and Cold

SIX WAYS OF MAKING THE CELLAR MORE ATTRACTIVE <i>The Thatcher Co.</i>	28
WHICH HEAT & WHY <i>Richardson & Boynton Co.</i>	159
WARM AIR HEATING <i>Kelsey Heating Co.</i>	171
ADVENTURES IN COMFORT <i>May Oil Burner Corp.</i>	82
MANTELPIECES & FIREPLACE FITTINGS <i>Edwin A. Jackson & Bro., Inc.</i>	183
FIREPLACES OF TRUE VIRGINIA BRICK <i>Old Virginia Brick Co.</i>	387
COMFORT HEAT <i>Burnham Boiler Corp.</i>	281
MANTELS OF CRETAN STONE <i>Wm. H. Jackson Co.</i>	190
THE SERVANT IN THE CELLAR <i>Caloroil Burner Corp.</i>	268
BUYING A HEATING SYSTEM <i>Spencer Heater Co.</i>	316
ELECTRIC REFRIGERATION (FRIGIDAIRE) <i>Frigidaire Corp.</i>	41
KELVINATOR & KELVINATED FOODS <i>Kelvinator Corporation</i>	38
HEAT INSULATION FOR HOMES <i>Flax-Li-Num Insulating Co.</i>	286
TEMPERATURE & ITS RELATION TO HEALTH <i>Taylor Instrument Co.</i>	355
COMFORT & AUTOMATIC OIL HEATERS <i>The Nu-Way Corp.</i>	398
FIREPLACE CONSTRUCTION <i>The H. W. Covert Company</i>	235
THE ELECTRIC FURNACE MAN <i>The Domestic Stoker Co.</i>	408
FIREPLACE UNITS <i>Heatilator Co.</i>	419
HOT COIL GAS WATER HEATER <i>American Radiator Co.</i>	440
PYROFAX <i>Carbide & Carbon Chemicals Corp.</i>	443
GUARANTEED OIL HEAT <i>Petroleum Heat & Power Co.</i>	446
THE PRICELESS GIFT OF COMFORT <i>The Timken-Detroit Co.</i>	448
FIREPLACE GUARDS AND FENDERS <i>The John P. Smith Co.</i>	450

Radiators

BRASS RADIATORS <i>Rome Brass Radiator Corp.</i>	392
A MODERN HOUSEWARMING <i>U. S. Radiator Corp.</i>	172
RADIATOR FURNITURE <i>Schleicher, Inc.</i>	37
RADIATOR SHIELDS <i>Sodemann Heat & Power Co.</i>	124
RADIATOR ENCLOSURES <i>W. H. Johnson & Son Co.</i>	256
RADIATORS, ENCLOSURES AND SHIELDS <i>Mullins Body Corp.</i>	384

THE MODERN MODE <i>The Hart & Cooley Mfg. Company</i>	414
--	-----

Kitchens

GARBAGE INCINERATORS <i>Kerner Incinerator Co.</i>	39
THE DINOFOLD TABLE <i>Nichols & Cox Lumber Company, Inc.</i>	403
THE DAWN OF A NEW DAY <i>The Walker Dishwasher Co.</i>	454

Interior Decoration

FABRICS THE KEY TO SUCCESSFUL DECORATION <i>F. Schumacher & Co.</i>	44
THE ADVENTURE OF HOUSE FURNISHING <i>S. Karpis & Bros.</i>	66
FINISHED TO ORDER FURNITURE <i>Wm. Leavens Co.</i>	134
THE WINDSOR BEAUTIFUL <i>W. F. Whitney Co., Inc.</i>	272
CARE & RESTORATION OF FURNITURE <i>Arthur S. Vernay, Inc.</i>	331
EARLY AMERICAN FURNITURE <i>L. & I. J. Stickley, Inc.</i>	333
CORRECT CARE OF HOME FURNISHINGS <i>Peck & Hills Furn. Co.</i>	207
TABLES <i>St. John Table Co.</i>	129
CUSTOM MADE FURNITURE <i>Stickley Brothers Company</i>	396
EARLY AMERICAN REPRODUCTION <i>C. R. Hood Studio</i>	409
COLOR CLOCKS <i>William L. Gilbert Clock Company</i>	413
WROUGHT IRON <i>E. T. Ryan Iron Works</i>	426
ILLUSTRATED BOOKLET <i>Courtright House</i>	428
METAL WINDOW CORNICES <i>Hicks Gallery, Inc.</i>	432
SILHOUETTES AND THEIR FRAMES <i>Foster Bros.</i>	195
WATERPROOF DRAPERIES <i>Protexwell Corp.</i>	49
WROUGHT IRON THINGS <i>Ye Iron Shoppe</i>	436
THE LUXURY OF CHIMES <i>Sessions Clock Company</i>	421
ECHOES OF COLONIAL DAYS <i>Virginia Craftsmen Inc.</i>	445
DECORATING WITH CASEMENTS <i>The Detroit Steel Products Co.</i>	453

Floors and Rugs

BEAUTIFUL FLOORS <i>Ponsell Floor Machine Co.</i>	425
COLOR ENCHANTMENT IN HARD MAPLE FLOORS <i>Maple Flooring Mfrs. Assn.</i>	3
PROPER TREATMENT FOR FLOORS <i>S. C. Johnson & Son</i>	54
LINOLEUM FLOORS <i>Congoleum-Nairn, Inc.</i>	79
RUG HARMONY SERVICE WITH COLOR PRINTS <i>Mohawk Rug Dept. W. & J. Sloane</i>	150
THE PROPER CARE OF RUGS & CARPETS <i>Clinton Carpet Co.</i>	156
THE VOGUE OF PLAIN, WIDE CARPETS <i>C. W. Poulson & Sons Carpet Co. Inc.</i>	343

Fabrics, Wall-papers, Windows

COLOR THE SECRET OF BEAUTIFUL HOMES <i>Orinoka Mills</i>	75
WALL COVERING (SANITAS) <i>Standard Textile Products Co.</i>	78
WHAT MAKES A HOUSE A HOME <i>Wallpaper Guild of America</i>	81
MAKING THE WINDOWS BEAUTIFY YOUR HOME <i>The Chas. W. Breneman Co.</i>	312
STEEL CASEMENTS <i>J. S. Thorn & Co.</i>	344
FABRICS OF LASTING BEAUTY <i>Leshner, Whittier & Company, Inc.</i>	405

Silver, China, Glass

THE ELEGANCE COLLECTION <i>The Watson Company</i>	402
--	-----

Miscellaneous

GLASS GARDENS <i>Lord & Burnham Co.</i>	282
GREENHOUSES OF DISTINCTION <i>Hitchings & Co.</i>	283
WHEN YOUR TREES NEED THE TREE SURGEON <i>The Dacey Tree Expert Co.</i>	191
INSECT PESTS INDOORS & OUT <i>Antrol Laboratories, Inc.</i>	336
GREENHOUSES AND CONSERVATORIES <i>King Construction Co.</i>	337
HOME MOVIES <i>Eastman Kodak Company</i>	412
A NATURAL DUST LAYER <i>The Solway Process Co.</i>	417
PORTABLE ELECTRIC HOME FOUNTAINS <i>Jewel Electric Mfg. Co.</i>	368
SUMMER COTTAGES <i>Sears, Roebuck & Co.</i>	383
GREENHOUSES OF QUALITY <i>Wm. H. Lutton Co. Inc.</i>	439
TYNETOWN TOYS <i>Toy Furniture Shop</i>	441
CORRECT PROTECTION AGAINST FIRE <i>American-La France & Foamite Corp.</i>	350
SEMESAN THE MODERN DISINFECTANT <i>E. I. Du Pont De Nemours & Co.</i>	447
A MUSICAL GALAXY <i>Victor Talking Machine Co.</i>	449

HEARTHSTONE EDITOR, THE AMERICAN HOME, GARDEN CITY, N. Y.

Please send (at no expense to me) the following booklets. (Insert numbers from list)

.....

.....

.....

Name


P. O. Address

State

OCTOBER

"Glad you told me about the Multi-Flow!"

"We never get rusty water now and we always used to be bothered with it." The bronze fittings and copper coil in the Multi-Flow assure you of clean water at all times. The large double wound copper coil absorbs heat quickly and produces rapid circulation. You will be pleased with the abundance of clean hot water at small cost when you install the Multi-Flow. Furnishes hot water twenty-four hours a day for every domestic need. Requires little attention. Also adapted to heating sun rooms, garages, etc.



The Multi-Flow is attractive in its new red jacket of porcelain enamel. No. 12 and No. 16, residence sizes.

Read what users say about the Multi-Flow

"During one year of operating the Multi-Flow in my home, we have never experienced any trouble with rusty water which was not the case with the iron heating surface type. We got more hot water at a higher temperature than with the other type and with less coal. The time required to heat a tank of water is about one half that of the other type heater."

"I am more than pleased with the Multi-Flow. I have had it in use in my home for about three weeks and must say it does all you claim and then some more I was contemplating buying a different type of heater but your advertisement saved me the expense of a heavy fuel bill every month."

May we send you complete information?

NATIONAL MULTI-FLOW TANK HEATER


THE NATIONAL PIPE BENDING CO.

Boston

New York

Philadelphia

200 River St., New Haven, Conn.



SHAPCO RADIATOR SHIELDS and ENCLOSURES

will save your walls,
drapes and furnishings

For over 20 years, the SHAPCO line has been the first choice of discriminating homeowners. Unequaled in style, quality and performance. Protect walls and draperies—transform unsightly radiators into artistic consoles and seats. Made in many styles and sizes, with glass, marble or metal tops. Easy to install. Get full particulars.

SEND FOR BOOKLET

SODEMANN HEAT & POWER CO.
2307 Morgan Street, St. Louis, Mo.

Send me free booklet—

Name.....
Address.....
City.....State.....



WEATHERBEST Roof in weathered straw colors, designed by owner Rule D. Egbert, Tiffin, Ohio.

IN a few localities there is special value in using local material on side-walls rather than WEATHERBEST Stained Shingles. In such cases ordinary effects can be avoided with special design of WEATHERBEST Stained Shingle roof, either in full thatch or semithatch treatments.

Let us send a special Thatch book with sample colors and large portfolio of photogravures in full color showing different combinations. Enclose 10c (stamps or coin) for postage and handling. WEATHERBEST STAINED SHINGLE CO. Inc., 2105 Island St., North Tonawanda, N. Y. Western Plant—St. Paul, Minn. Distributing Warehouses in Leading Centers.

Weatherbest STAINED-SHINGLES FOR ROOFS AND SIDE-WALLS

WEATHERBEST STAINED SHINGLE CO., Inc.
2105 Island St., North Tonawanda, N. Y.


Please send sample colors, portfolio of color photogravures and book on thatch roofs. Enclosed is 10c (stamps or coin).

Name.....

Address.....

City.....State.....

This String Will Save Your Next Winter's Coal



TIE a string to your finger lest you forget to send for "Lest You Forget," which is a compact little book full of coal saving help hints. Tells you how to get more heat and comfort from the same coal. Or your same heat and comfort from less coal. In either case you save money.

It's told in a way, interesting and readable, so any woman or any man can easily do what it so plainly suggests doing.

Send for a copy of "Lest You Forget."

Burnham Boiler Corporation

Irvington, New York

Representatives in all principal cities of the United States and Canada

WHAT PRICE SAFETY



for your children

Modern traffic, moving at express-train speed, demands modern protection.


A definite boundary line of sturdy PAGE Fence keeps children, pets and property SAFE.

It will pay you to investigate this better property protection. No obligation.

PAGE FENCE ASSOCIATION
215 North Michigan Avenue Dept. 10-B
Chicago, Illinois

53 PAGE SERVICE PLANTS ERECT FENCE EVERYWHERE

There is a Page Service Plant near you that can give you complete service from your first plans to the final erection of the Page Chain Link or Wrought Iron Fence. Write for name and address, also interesting literature.



Page makes and erects Wrought Iron Fences, too

PAGE ⁵³ service plants erect fence everywhere... **FENCE**
America's first wire fence — since 1883
CHAIN LINK — ORNAMENTAL WROUGHT IRON

The pruning knife in the fall

Continued from page 60

cut out from year to year. In some cases, as with own root Lilacs, this growth may become objectionable if too numerous. Tall leggy scraggly shrubs are a good indication of the removal of this new growth.

FALL AND WINTER WORK

Although any pruning that can be done in October or November may in fact be done any time during the winter, it is advisable to do some of it in the fall, whereas in other cases it is best to wait until spring to retain the landscape effect of the shrub. If the Peegee Hydrangea is not pruned after the blossoms have been killed by the frost the branches will be snapped off by the wind and blown all over the yard. Every flowering branch of the Peegee Hydrangea should be cut back to one or two buds and all the weak wood removed. On the other hand although the Snowhill Hydrangea should be cut back practically to the ground every year, it leaves a hole in the landscape effect if pruned now so it is better to wait until just before growth starts in spring. Other shrubs to be pruned sometime during the fall or winter are the Rose of Sharon (Althea); Butterfly Bush (Buddleia), which should be cut clear to the ground; the Beautyberry (Callicarpa) which in most sections of the north will die back anyway if not pruned clear to the ground; the Bladder Senna (Colutea), although hardy in some sections will stand very severe pruning and be equally fine next year. The same is true of the Ashleaf Spireas (Sorbaria).

Shrubs grown for their winter twig effect, should be pruned in the spring just before growth starts. These include the Goldentwig Dogwood, the Coral Dogwood, the Silky Dogwood, and the Gray Dogwood. Shrubs grown for their foliage effect and not for bloom (such as the Ninebark, the Elders, the Buckthorn, and the Cali-

fornia Privet may be pruned in either fall or early spring.

Even at the expense of a few spring flowers the dormant season is by far the easiest time to remove the old and surplus wood from any shrub. Among those requiring heavy pruning are the Mockorange (Philadelphus), the Deutzia, the Jetbead (Rhodotypos), both climbing and bush Roses, the Elderberry, and the Tamarix.

Shrubs which are relatively slow growing and which do not produce an abundance of wood will require comparatively little pruning, or rather a little thinning, at intervals of several years. Important in this group are the Viburnums, the Flowering Dogwood, the Cornelian Cherry, the Hawthorns, the Rose of Sharon, the Five-leaf Aralia (Acanthopanax pentaphyllum), Sweet Pepperbush Clethra, the Sumacs, and most of the Lilacs.

CARE OF TOOLS

The pruning tool, whether shears or knife, must be of good steel and really sharp. Never break the branches or bend them while trying to cut them. In the case of trees large branches should be cut off flush with the next larger one from which it springs and the wound covered with paint to prevent the entrance of disease or decay.

It is also an excellent plan to give all your shrubs a good application of manure or other fertilizer at the time of pruning to stimulate the new growth and produce more vigorous and better plants.

If you are dependent on others to do your pruning, satisfy yourself that those who come to your door soliciting work are qualified for the job. Employ only trained and skilled workers for half the joy of any yard or garden depends upon the proper care of the trees, shrubs, and vines that grow in it.

Fresh winter vegetables from the cellar

continued from page 58

salad and offer no difficulty in growing.

And then there are still other vegetables that are grown with surprising ease indoors, one of the most satisfactory being Parsley. Of course Parsley does not have to be brought indoors until really heavy frosts penetrate even the boxes which I generally erect over the row in the garden. Before that happens I dig a dozen of the most promising looking roots and plant them in any flower pots that may not be on duty right then, or any boxes six to eight inches deep. The roots are placed four inches apart each way, and a box containing a dozen roots will provide all the Parsley needed in the average family for garnishing purposes.

Those of you who believe in bringing certain crops indoors before heavy frosts cause freezing of the soil, should be encouraged to experiment with Swiss Chard. Just before it freezes up hard I generally bring in from a dozen to as many heads as the empty boxes will accommodate. These I cut back to within three inches of the crown, reducing the roots to four or five inches in length. Packed tightly into a box, quite as you would store Celery, with just enough soil around them to prevent drying out, these shoots will furnish you with a delightful sort of "greens" for the best part of a month. Beets will react in a similar manner, as will Kohl Rabi, but none of them will furnish quite the amount of good greens as Swiss Chard.



The fascinating fun of rock gardening

Continued from page 44

rocks." "Too many rocks." "Rocks too much in evidence."

"Too many kinds of rocks." To all of which I could only reply that I tried to make the best of what there was and only the future could tell how the plants and the rocks would get along together and what the result would be.

The first year was largely a case of learning lessons. For one thing, it does not pay to plant the rock garden the minute the rocks are placed and everything seems ready. Rocks will settle, especially if the mound on and in which they are embedded is of a light or sandy nature. A week should be allowed before plants are set out and, if during that time it does not rain, give the rockery a good soaking from the hose. This will help the soil to settle around the rocks beside putting it into good condition for receiving the plants.

The majority of plants suitable for rock gardens are good sports in that they adapt themselves readily to a great variety of conditions. This does not include Ferns, which are rather exacting as to soil and situation. But by selecting sorts that like shade for a shaded rockery and those that prefer sun for a sunny spot, one may enjoy the graceful Ferns as well.

However, before going any further into the subject of plant materials, let me offer some suggestions as to rocks and soil. Almost any rocks will do, but the more irregular in shape they are, the more picturesque will be the rockery. But smooth, round rocks are absolutely taboo! They will not form satisfactory pockets, the soil will constantly wash away from them and the roots of any plants near them are in constant danger of being exposed. Where natural rocks are scarce and the rock garden fever runs high, a few bags of cement, some coarse gravel and sand, will help in providing very satisfactory substitutes for rocks of irregular shape. Those living near a nursery doing landscape work, will unquestionably be able to secure tufa, a water deposit limestone formation, ideal for the purpose of rockery construction. (Note: this is quite different from tuff, a volcanic rock.)

As to soil: There is greater danger in making it too rich than in having it too poor. Please bear in mind that the vast majority of plants suitable for rock gardens belong to the alpine flora. They are accustomed to meager fertility. Nature, in her own laboratory creates a mixture of rock, a little humus, and such mineral elements as may come from the bed rocks. Any fair garden soil, preferably of a light nature, is plenty good enough and never use manure! Where a growing stimulus is needed, especially for evergreens occupying the same spot permanently, a few handfuls of bone-meal, applied during April and again during August, will usually satisfy all food requirements.

Whenever you have a chance, gather some medium sized stones, ranging in size from that of a plum to that of an egg. These are most useful for the purpose of "anchoring" the plants, meaning to squeeze the stones right next to the plants and above the roots, to hold them down tightly. I

have found this a particularly effective means of making *Sempervivums* or *Hen-and-Chickens* really happy. The stones hold the heat for a long time, which the *Sempervivums* like. Moreover, unless anchored in this fashion, in a climate subject to alternate thawing and freezing, *S. tectorum*, the largest of the House-leeks, will frequently heave out entirely and be winter killed.

The inhabitants of my rock garden may be divided into two broad classes: Those grown for their flowers and those grown chiefly for their foliage effects. In addition there are others which, while they bloom, primarily serve as a ground cover or to carpet the steps. And among these lastly named are some that are apt to behave very piggishly. Unless you are prepared to seriously curb their growth, possibly twice during the summer and fall, do not let either *Creeping Phloxes* (*Phlox subulata*) or *Sedum stoloniferum*, *S. sarmentosum*, or *S. album* enter the picture at all. The pure pink flowered variety of *Creeping Phlox Vivid* is of ideal habit for a small rock garden and, of course, *Sedum acre* and *S. sieboldi* are always on their perfect behavior.


Here is, first of all, a list of flowering plants that will transform any rockery into a beauty spot during late May: *Aubrietia deltoidea purpurea*, *Arabis alpina* or *Rock Cress*, *Alyssum saxatile* or *Basket of Gold*, *Iberis* or *Evergreen Candytuft*. These four, grouped about the steps, are absolutely matchless in their coordination of blooming season and their charming color combination. Other flowers that "carry on" subsequently and later are: *Achillea tomentosa*, *Armeria lauchiana*, *Campanula carpatica*, *Dianthus caesus*, *Dianthus deltoideus*, *Dianthus plumarius*, *Gypsophila repens*, *Helianthemum*, *Cerastium tomentosum*, *Phlox amoena*, *Primula veris*, *Veronica repens*, *Plumbago larpentae*, *Viola Jersey Gem*.

The Pinks or *Dianthus* deserve an extra boost for their faithfulness in blooming nearly all summer. In connection with *Dicentra eximia*, fair warning is in order. It spreads considerably and self seeds freely. The first year I experimented with *Linum perenne* I did not know how well it seeded. The second year it was all over the place and to this day has to be pulled up as a weed, here and there.

I have already alluded to the plants useful for ground covers and here is a trio absolutely unique in adaptability: *Pachysandra terminalis* will grow where nothing else will. *Asperula odorata* is one of the fragrant gems, as is *Thymus serpyllum* which forms a perfect carpet of lovely pinkish gray.

And now to the woody Evergreens that make a rock garden a delight to the eye all winter. Foremost comes the *Mugho Pine* which seemingly thrives contentedly everywhere. *Retinispora obtusa nana compacta* is the greatest gem among Japanese Cypress of the pigmy type—its name is the antithesis of its size. The *Maxwell Dwarf Spruce* and *P. alba albertiana* are both (continued on page 82)

Better Than Any Insulating Wall-Board



Residence of Solomon A. Smith, Lake Forest, Illinois
Roof Shingled with Cabot's Green CREOSOTE Shingle Sizing, side walls insulated with Cabot's Double-PLY Quilt and finished with Cabot's 241 Blanching Oil. Architects, F. Key and Jenkins, Chicago.

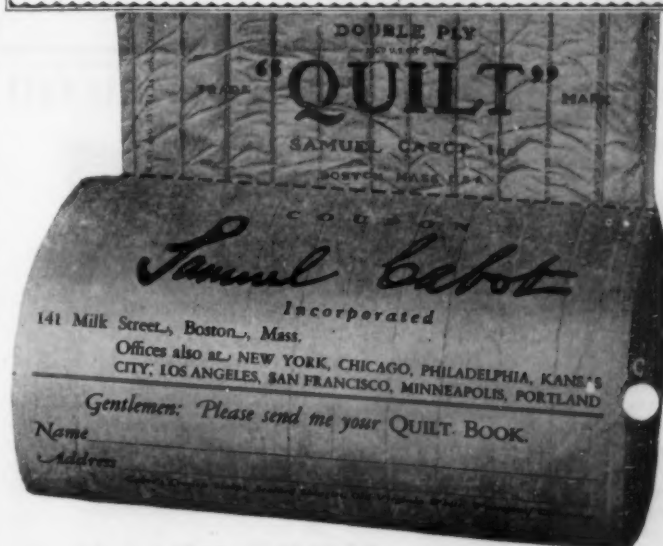
Cabot's Quilt, by recent exhaustive scientific tests at the U. S. Bureau of Standards and at the Mass. Institute of Technology, was proved to be a better insulator than any insulating wall-board of equal thickness and cost.


Cabot's Quilt is not intended to do double duty both as a wall finish and an insulator. It is made for insulation first, last and always.

The government tests mentioned above show some surprising results. It would be worth your while to see them. The coupon below will bring them to you.

Cabot's Quilt

In Successful Use for Over Thirty Years
Send in the coupon below for full information





In the modern apartment where conservation of space is an important factor, the Superior Step Stool forms two articles in one. When closed it forms a stool high enough for comfort and low enough to push under the sink or table. When drawn out it forms a convenient set of steps. These step-stools are furnished in the following enamel finishes: White, Gray, Red, Blue, Green and Yellow; also Natural Birch Varnished.

If your dealer cannot supply you, write direct to the factory

Manufactured by W. E. PUTNAM CO., Inc.

25 Union Street

Worcester, Massachusetts



Fireplace Furnishings

FREE SELECTION SERVICE AND EXPERT HELP



Out of our 30 years' experience we will help you choose the fireplace and fittings suited to your home. Write for FREE Folder "What Makes a Home"—a mine of information. Use the aid of our consulting service WITHOUT OBLIGATION. Every fireplace question gladly answered. Avoid vital errors that ruin a fireplace. WRITE TODAY.

COLONIAL FIREPLACE CO.

Mfrs. of Colonial Dampers, Victor Electric Fireplaces, Andirons, Firesets, Screens, Grates, Etc.

4641 Roosevelt Road Chicago, Illinois



Protect Your Home From the Elements With A Natural Stone Roof

Slate is fireproof for flat or sloping roofs. Slate Roofs, Garden Walks, Floors, Wainscoting, Window Sills and manifold other decorative and practical uses, are illustrated in booklets. Write for, "The Incomparable Beauty of Slate Roofs" and "The Charm of Slate Floors and Walks".

NATIONAL SLATE ASSOCIATION
Drexel Building Philadelphia, Pa.



BECOME A LANDSCAPE ARCHITECT

Dignified, Exclusive Profession not overrun with competitors. Crowded with opportunity for money-making and big fees. \$5,000 to \$10,000 incomes attained by experts. Easy to master under our correspondence methods. Credentials awarded. We assist students and graduates in getting started and developing their business. Established 1916. Write for information; it will open your eyes. Do it to-day!

AMERICAN LANDSCAPE SCHOOL
77-GA, Newark, N. Y.

Your home in the mountains — this fall



FROM the veranda of this Hodgson home, you can look far out across the autumn woods and fields, and lay your plans for tomorrow's hunting trip.

Yes, you can build this cozy Hodgson home—this year. For, Hodgson Houses are shipped in carefully finished sections, everything in place all ready to erect. If you prefer to build in the spring, at least select the site for your cottage—now.

New illustrated booklet K gives prices, plans and complete information. Write for free copy today. Or visit the showrooms at our Boston and New York offices. E. F. Hodgson Co., 1108 Commonwealth Avenue, Boston; 6 East 39th Street, New York. Florida branch, Bradenton.

HODGSON Houses

The magic of color in a room

Continued from page 48

The same effect may be achieved in many other and much cheaper materials including cretonne and glazed chintz, from a little less than a dollar a yard up, toile de Jouy and jute, a cloth much in vogue now but a bit more expensive. The machine crewel imitations of the old Jacobean needlework would also look well, but the cost is higher.

The green note is held chiefly in the over-curtains which are of leaf-green fabric. Any curtain materials, such as cotton-backed moire, which can be bought for \$3.50 to \$4.50 a yard, or sun-fast mohair, at \$2 a yard, would be charming. This woodland call is answered by the green of the slip covers, the green of the Chinese porcelain lamps on each side of the fireplace, the green of jade ornaments on the mantelshelf, and principally by the Georgian bookcases which are painted green and antiqued.

The formal drapery of the windows is a bit unusual and deserves comment. There are casement curtains of ecru net, fastened by rods directly to the sash; over these are curtains of ivory-colored material trimmed with side-pleated ruffles, drawn by a cord at night to take the place of shades; over them are the green over-draperies already mentioned.

The brown notes in the room which give depth to the color scale are in the woodbrown of the petitpoint covering of the firebench, the brown of stems in the linen coverings, the walnut wood of the smaller pieces of furniture, and the tan of the walls and lamp shades.

In a room with such a subdued wealth of color the floor would, of course, have to be subordinated. In this case it is covered with a carpet rug of soft gray; the effect would probably have been almost as good with a tan or taupe rug.

The above represents, however, only one of the many color combinations which could have been used effectively in this room to give it life, warmth, and unity. Another good, though somewhat unusual color scheme would have been corn color, mulberry, green, and lacquer red. Corn color painted walls would form a background for sofa and chair covered in chintz, with, perhaps, a fruit design, its dominating note mulberry, and piped in mulberry to match the mulberry taffeta of the window curtains. As too much of this color becomes tiresome, the sofa to the left would look well upholstered in soft green brocade. The lacquer red should be used sparingly here and there, possibly in the lining of the bookcase, in leather upholstery for the firebench, and in the lamps.

Or the scheme might be orange, antique green, and a touch of black: hand-blocked linens in a design with orange predominating on a black background for sofa and chair cover; large sofa in solid antiqued upholsterer's satin; antiqued green bookcases lined with deep orange; black lamps, black lacquered firebench, and one or two black lacquered Chinese smoking tables, with a carpet rug of deep beige.

A little thought will suggest endless such combinations for such a room. One of the easiest ways to work one out is first to select an effective piece of linen or chintz which has one dominating and several subordinate colors, all in the softer and more sophisticated shades. This will strike the color chord, and with it as a guide, you can build up the color scheme of the rest of the room. In doing so, the main thing to remember is not to be afraid of color. Its use is neither gauche nor immoral, but a Heaven-given aid in making the home a beautiful and inspiring place.

The fascinating fun of rock gardening

Continued from page 81

doing splendidly, but that curiously twisted *Juniperus meyeri* is so badly subject to red spider and the European Juniper moth that another year will probably see it go into the discard. Two of the most satisfactory evergreens for the rockery are *Juniperus sabina tamariscifolia* and the Pfitzer Juniper. The lastly named, under congenial conditions, will reach a respectable size and should be employed with discretion. The same holds true of the prostrate Rock-spray (*Cotoneaster horizontalis*) which, in seven years, covered ten feet in every direction but upwards, for it is a creeper.

And now a plea for still another group of plants, the usefulness of which, in connection with rock gardens, is just beginning to be appreciated—the bulbs such as Grape Hyacinths, Snowdrops, Crocus, Scillas, Fritillarias, and all that host of smaller flowering bulbs that dare to peep as soon as the snow disappears.

I have picked Snowdrops during the middle of March when snow was still

persisting, despite spring thaws, in recesses of the garden where the sun could not reach. You have to pick these "early birds" yourself, though, to experience the thrill that surges through you, after being housebound all winter. Many species of Tulip (*T. clusiana* being the best known) also form ideal rockery material. And all these bulbs must be set out this fall—they are not available in the spring.

In conclusion, a hint to the ambitious: The fall months just ahead bring excellent opportunities to establish a rock garden. Grim winter will see that the rocks settle properly. Those with a trend toward economy may find it a delightful venture to experiment with seeds of many of the hardy perennials mentioned. Prepare the nooks and pockets just as you would for plants and then sow the seeds. Some will germinate this fall in which case the seedlings should be protected with some such as peat moss or leaf mold. By spring most of this will have become an integral part of the soil.

Windows and doorways for health

Continued from page 59

themselves to this wide-flung opening from top to bottom that lets in unfiltered sunshine), porches, or the use of the special glass that transmits a large part of the ultra-violet rays at least in a window or two, for special sunning of the baby or his elders. The sun must fall on the bare skin and produce tanning, to produce the desired result to the full. And be sure that you get a glass that really transmits!

We are too apt to lay the responsibility for our ills or lassitude to our ancestors or some obscure and irremediable cause. Listen again to what Trevor Heaton, a member of the sturdy British race, says to his fellow countrymen in combating the idea that the English are deteriorating. "The truth is that every generation of men have the physique that they acquire and what they acquire is of far more importance than what they receive at birth."

A heartening idea that, but one putting the responsibility on us; one that should lead us to build our houses with health in view first rather than luxury or even beauty, and to make for ourselves literally a "place in the sun." "If," he continues, "people live in little, stuffy houses which the sun never reaches, subsisting on tea and fried fish, they will remain puny and have puny children."

And not an inconsiderable item is the mental effect of a bright, sunny fresh house, and its reaction on the body. The "will to live" is recognized by the most orthodox of physicians, as a great factor in recovery. In the same way the tuning up of the nerves, the zest for life, that results from bright, cheerful, airy rooms has a tremendous reaction on vitality and body functioning.

Where shall the windows be, and of what kind, casement or slide? What kind of glass and what sized panes? Laid or leaded, clear or opaque? Is cross ventilation insured? What about the claims of the laundry and kitchen, the bedroom and closets, where the real work goes on, as well

as the show rooms of the house, where it is enjoyed? Is there any necessary conflict between beauty and practicality? Be conscious of these points and cover them as well as possible.

Right here is the place we would say a special word about casement windows. We confess to unmitigated enthusiasm for them at the start. The modern steel, unshrinkable casements do not warp or stick, and there are clever, almost human, sliding, stay-operating bars that open out by degrees and slip into notches, holding the window firm at any angle desired. You can open them against the storm, or to catch and deflect the breeze. To our mind the beauty and truth of window-making are most happily wed in the casement window! Even the problem of screens is now well met with the inside sliding screen, or a door, protected from rust and weather, and seen less, as you look through it against the light, than when on the outside.

As to the leaded panes that are so picturesque—there are degrees here. You may compromise, have the panes fairly large and use the thin divisions that cut out practically no light. We do not like opaque glass ever. Half-blinded eyes, with cataracts, they seem to us! Even in the bath, or especially there perhaps, they defraud us of light and air. Why not chintz shades that give privacy when needed, and the chance for light and air to get in when it is not in use?

We know of one little house of great charm that had French doors, slide windows, and the one real casement was over the kitchen sink. It's a grand place for it! Nowhere is fresh air and light more needed, and nowhere does a window better promote sanitation and health. The new glass, transmitting the invisible ultra-violet rays, so necessary to the growing children especially, is on its way to more general use for home purposes. Its cost, size of panes, and the degree of transmission obtained have made it more practicable for hospitals and institutions in the past.

A plan for a long shallow lot

Continued from page 45

As will be seen, the cost can be considerably reduced by omitting the lattice fence around the laundry yard and by using earth or gravel paths instead of flagstone.

The details of planting cost have been carefully worked out. Including the construction work, the whole cost of material and labor is \$771.60. The plants can be purchased for \$350.35. But there is a possibility of considerable variation from these figures, as if larger trees or unusual shrubs be bought, for example.

Construction

Flagstone walks—material and laying 40 sq. yds. @ 4.50	\$180.00
Lattice fence—material and erection 80 ft. @ 2.75	200.00
	<hr/> 380.00

Trees		
5 trees 4 ft.—5 ft. @ 2.50	12.00	
Cost of planting	1.00	
Shrubs		
205 shrubs @ 0.75	153.75	
104 Privets @ 0.40	41.60	
Cost of planting	30.00	
Vines		
4 Roses @ 0.75	3.00	
Planting	.25	
Perennials		
400 Perennials @ 0.35	140.00	
Cost of planting	10.00	
Total Cost of Planting and Construction		<hr/> \$771.60

A planting to give an effect similar to that shown in the photograph on the page opposite the plan (p. 43) could be made of: 35 Rhododendron catawbiense \$210; 3 Chamaecyparis phumosa \$15; 5 Pyramid arborvitae \$50; Cost of planting \$10. A total of \$265.

"Slave" to the Garbage Can—Quit it!



PLAN before you build, to rid your new home of messy, foul-smelling garbage cans. Quit the slavery of those never-ending daily trips to dispose of household refuse. Banish health-menacing, dangerous rubbish piles, always in the way.

Let the time-tried Kernerator make garbage and waste disposal the easiest task in the kitchen. Residence models as low as \$95, and the masonry adds but little more when regular chimney is used. ALL waste—not only garbage, but sweepings, tin cans, bottles, magazines, trash of every kind—is merely dropped through the handy hopper door in or near the kitchen. Falling to the basement brick combustion chamber, everything but metallic objects and the like are burned completely. The latter are flame-sterilized for removal with the ashes. No gas or fuel required—just a match does it.


Over 2500 architects and contractors use and recommend the Kernerator. Selected for Home Owners Institute's Model Homes in 30 principal cities. Send for interesting booklet, "The Sanitary Elimination of Garbage and Household Waste".

KERNER INCINERATOR COMPANY
731 East Water Street Milwaukee, Wis.

KERNERATOR

THE CHIMNEY-FED INCINERATOR

Garbage and Waste Disposal without Leaving the Kitchen.



Stop radiator smudge with new Trico furniture

Now give your living room new loveliness. Give it the smartness of this new design in Trico radiator furniture.

Hide the awkward radiator. Banish radiator smudge. Protect your health—preserve your fine furnishings through the humidity this Trico furniture provides.

In craftsmanship and in finish, it matches your own finest

pieces. It gives you beauty, perfect cleanliness, and a lifetime of service.

Afford it? Certainly. You can't make a better investment. The money you save on cleaning and redecorating more than repays its cost.

Send for beautiful book, "Complete The Beauty of Your Home." Ask for an estimate. Use coupon for convenience.

TRICO, Inc.

The Makers of Art Metal Radiator Furniture

1794 North Kolmar Avenue, Chicago • Representatives in every important city
Send me book, "Complete The Beauty of Your Home," and estimate.

Name _____

Address _____


SHOP WINDOWS OF MAYFAIR

BY SHIRLEY PAINE

This is your department, please feel free to use it early and often. The more things you buy through Shop Windows of Mayfair, the more things we can show here. Each article has been chosen because of value, smartness, or usefulness. Our Board of Censors is active, and everything on these pages

had to receive a unanimous vote before being shown to you. Make checks payable to Shirley Paine, care Doubleday, Doran & Company, Inc., 244 Madison Avenue, New York. Write her, enclosing check for the article you wish, and she does the rest. This service is entirely without charge.

For October days nothing is more decorative than to bring a few growing things into the house, and ivy is probably the most satisfying and decorative. Hand-made unglazed earthenware pot, iron bracket hand forged in the North Carolina mountains; height 9½", projection 8", price \$3.50



This mail box has sides, back, bottom, and arms of solid pewter, hand-cut and hand-worked. Roof, door, and front panels of hand-worked brass. Studs of contrasting metal. Top slot for letters, arms for papers. Large size 16½" high x 8½" wide. Price \$16 prepaid 100 miles N. Y. Nothing like it anywhere



A smart New York shop is now specializing in children's furniture of the most attractive and unusual kind. These three chairs were chosen out of scores of other nice things. They are our "triple entente" for October—Spain at left, Italy in the center, France at right! Spanish baby chair has seat 9" high and comes in bright red, green, or yellow, hand painted in quaint design, \$8.50. Italian comes in natural wood artistically hand painted in bright colors, seat 14" high, \$8.50. French baby chair has a safety bar, seat 8" high, and in any color you wish, \$5. All are imported, no crating charge. Nice rush seats. Delivered greater N. Y.



This wing chair is a sturdy eighteenth century reproduction made by a well known Boston shop. Has spring seat and back, hand-carved ball and claw mahogany feet; filled with best hair. Size 48" high, 23" deep, 27" wide. It is especially well priced at \$49.50, covered in denim. A letter to Shirley Paine will speed you a nice assortment of cuttings. Also a fine catalogue. May be covered in your own material




Once more Colonial things outshine others found for October. These distinct reproductions are hand-made from the original sconces, preserving the charm of every detail. *Left:* bright metal back for candle. *Right:* mirror back electrified. Height 16", extension 6½" from wall. Metal back in tin, \$6; brass or copper, \$8.50; pewter, \$12.50. Mirror back electrified in tin \$11.50; brass or copper, \$14; pewter, \$18. Crimped edges may be painted for \$1 and \$1.25 respectively for both. Complete catalogues of other fine items




A French reproduction in fine solid maple which may be had finished in a lovely hand-rubbed antique maple, or in the natural wood. The covering offered at price listed is a bright chintz with small flower pattern, *only one choice*. Seat 21" deep, 24" across arms. Can have mahogany or walnut stain also. Price \$28.50 finished, \$24.75 unfinished. A big catalogue of 54 pages, \$1—refunded upon the initial purchase

For months I have been on the lookout for a complete set of furniture that has a distinctive touch at a human price range. This quaint Cape Cod dining set is turned out only in limited quantities by a Boston craftsman who does the finest sort of reproductions without the commercial touch. 8 pieces made of maple combined with birch and in a lovely antique brown which



brings out the beauty of the wood. Rush seat chairs \$17.25 each; table of extension type, closed 48 x 40", opened 40 x 66", price \$30.75. China cabinet on quaint chest is 63" high, price \$68; chest without cabinet, 30" high, \$44. Serving table, top 18 x 42", \$24.50. Mirror with 12 x 24" glass, \$13.50. Complete set \$190, all delivered Boston


Early American Reproductions



The selection of only the best models to reproduce requires a thorough knowledge of the furniture of our forefathers. In other words, what was done and what was not done—what is best and what is only mediocre. That is why, among our patrons, are many collectors of American Antiques, who, unable to find old pieces select our reproductions to fill their needs.

Send 10 cents for illustrated booklet

C. R. HOOD STUDIO
Manufacturers of Colonial Reproductions
31 Newbury Street
Boston, Massachusetts



New CATALOGUE of Unfinished Furniture

showing over two hundred pieces from our large and varied stock and twenty-six interiors is a practical, helpful book. To obtain this catalogue send one dollar with your request (this dollar will be refunded on your first order of furniture).

All our furniture is sold unfinished. You may paint it yourself or if you prefer we will paint or stain it, "as you like it" in our own workrooms.

The Campbell Shops

OF NEW YORK, INC.

216 East 41st Street New York City

Near Grand Central Terminal
Vanderbilt 7226




SHOPPING WITH JANET GRAY AT LEWIS & CONGER



THE bedroom closet floors used to be my despair. They were so cluttered with shoes! But not any more. I bought a pair of Shoe Racks for all the closet doors. So now the shoes perch in neat rows—off the floor. The Racks are metal in black or bronze finish. Both finishes in 20" and 24" lengths. \$2.00 a pair.



MY Aluminum Three-Fruit Reamer never fails me. It has three reamers—for oranges, grapefruit and lemons. I just hold the fruit against the proper reamer, turn the handle, and down streams the juice. A strainer catches the seed and pulp. \$12.50.



THE Handy Nail Box has five tools—just exactly the right ones for a housewife-carpenter like myself. They are: pliers, hammer, tack lifter, gimlet and screw driver. It also contains plentiful supplies of tacks, screws, nails, cup hooks and thumb tacks—altogether a most useful little tool box for emergency use, \$5.50.

Janet Gray

LEWIS & CONGER
45th St. & 6th Ave., New York City

Please send me the articles checked below:
Enclosed is... Check... Money Order
Send C. O. D.

Handy Nail Box \$5.50
Three-Fruit Reamer \$12.50
Shoe Racks \$2.00 pr.
(state finish and length)

Name.....
Address.....
City..... State.....
A. H. 1

GOLF PRACTICE AT HOME



The Drive-O-Meter will instantly tell you exactly how far your stroke carries the ball. You can learn quicker and much easier how to hit, how much force to use, for any distance.

Half an hour's practice with this ball gives you more practice for your stroke than many days play on the course.

Come to our 57th Street store to try it for yourself. You won't be urged to buy.

Prices for Drive-O-Meter complete \$15.00

See our display of PLAYTHINGS for outdoor and indoor Games, Sport and entertainment. Toys, Games and Playthings for children of every age, as well as for the grown-ups.

Mayfair Playthings Store
741 Fifth Ave. (at 57th St.) N. Y.

Out of the Ordinary Beautiful - Inexpensive LIGHTING FIXTURES

HAND-WROUGHT of COPPER, BRASS and PEWTER



The distinctive charm of these delightful hand-wrought lighting fixtures gives to any room an air of style, originality and good taste.

They are furnished in tin, copper, pewter, or brass, and are completely electrified.

Write for illustrated catalog mailed on request showing these and many other delightful hand-made reproductions

INDUSTRIAL ARTS INC.
35-A NORTH BENNET ST., BOSTON, MASS.
DISPLAY ROOMS at 64 Charles St.

"Whatever you need in the way of fine Housewares..."



"Tip-over" Tea Pot

Delightful! You put the tea in a separate compartment at the top, then tip the pot over onto special rests to let it steep. When again set upright, the tea may be poured without use of strainer. In brown or green vitrified china. 3/4 pt. \$2.25; 1 pt. \$2.75; 1 1/2 pts. \$3.75; 2 pts. \$4.25. (1 pt. approx. 3 cups).

Serving Tray and Breakfast Stand



Two items that will minister much to the comfort of guests. The stand can be used to hold breakfast tray or suitcase. Size open 24 x 14 1/2 x 16 in; closed 29 x 14 1/2 x 3 in. In antique ivory, antique gray, antique green, antique rose, each \$15.00; in antique maple or antique mahogany, each \$12.50. The tray of papier-mache, comes from France. Lacquered in colors to match the stand. Size 22" x 17", each \$6.50.



Luggage Stand

Holds steamer trunk or bag. Just the right height for packing. Folds into space 7" x 23" x 22". Mahogany, walnut or ivory, each \$7.00.

Lacquered any color, each \$7.50

Stepping Stool

It is just high enough for one to reach the top shelf, yet it is small enough to be easily tucked away. 13 1/2" x 14" deep x 8" wide. Natural wood unfinished, each \$3.25. White enamel, or lacquered any color, with rubber tread, each \$5.75.



Canvas Log Carrier



Bringing in logs or kindling wood is made much easier by this canvas log carrier. A great protection for hands and clothes. Has strong leather handles and folds flat when not in use. Size 28" x 43", in brown or gray \$3.00

Hammacher, Schlemmer & Co.

57th St. ~ 145-147 East
(Near Lexington Ave.)
New York, N. Y.
Delivery Prepaid within 100 Miles—To Points Beyond, Charges Collect

SHOP WINDOWS OF MAYFAIR

Shopping Service



This reproduction mirror is quite large, 18 1/2" x 35 1/2" outside and 14" x 22" glass. Dull gold trim inside edge and on hand-carved three-feathers decoration. \$25 delivered greater Boston. Top row silhouettes are George and Martha Washington in frames size 4" x 4 1/2", \$3.75 each. Bottom row: Continental soldier and Colonial dame, 5 1/2" x 6 1/2", \$7.65 each

Gorgeous, picturesque riot of sunfast color in the Spanish feeling. Dull gold ground combined with turquoise, green, orange, lacquer, tan, and mulberry. Nothing could be much nicer for wall hangings, chair coverings, or draperies for the man's room, for a stately library, or for a hall. Also available in black, cream, orange, or green backgrounds. 50" wide; \$10.85 postpaid in U. S.



NEW CHRISTMAS CARDS



Hand drawn by Coulton Waugh the famous artist; hand colored in water colors. Clipper *Hazard of Salem*, famous during Revolutionary times, is on folder 5 1/2" x 3 1/2"; Hawthorne's House of Seven Gables, and Old Cape Cod House 3 1/2" x

3 1/2" folder. Price of any of these \$1 per dozen black and white, \$2 per dozen hand colored, including imprint of your own name. Orders must total 5 dozen under this special offer, as name is usually extra. Catalogue of others



I am delighted with this discovery—a fine chaise-longue complete with ruffle and a reversible cushion filled with best white down, for \$76.50; no crating charge, and covered in your very own selection of glorious glazed chintzes, water silks, or cretonnes. Cutting will

be mailed gladly—just write me. No cover charge in your own material. No Christmas deliveries accepted after December 5th. Such an item always sells at \$100 or over, and then only in muslin or denim cover. Check to Shirley Paine

TWO MAPLE "SPECIALS"
UNUSUAL MAPLE COFFEE TABLE WITH TRAY



Immensely practical: finish, antique maple. Tray a great aid in serving. Ample size for tea things. 24" x 17 1/2". Really fine

Price complete \$35

F. O. B. New York



old French print or hand-painted Venetian flowers under heavy glass on tray. Table top beautifully finished to show when tray is used.

SOLID MAPLE SECRETARY \$65

(Mahogany, walnut or red lacquer \$75)

This piece has charmed on first sight. Not large, yet just fits average room. 65" high x 10 1/2" wide. Lovely dull rubbed finish. Quaint colored colonial wall-paper behind shelves.

three new yorkers inc.

4 west 47th st. new-york BRYANT 0285



The Distinctive Weathervane



A complete catalog of weather vanes, Gate Signs, four-leaf clovers, Doorstops, Door-knobs sent on request.

An aluminum vane **The Two Crows** 14" long. Finished in natural colors. Price \$9.00 complete, ready to erect. N. S. Ponzers & Co. N. 3. E. W. Ponzers & Co. Mail check with order to 215 E. Mason Ave., York, Pa.

THE CHILDHOOD SPECIAL FOR OCTOBER



Our famous handmade chair for children up to Six years

\$4.25 crated

Maple or red—green or blue lacquer

CHILDHOOD INC.
215 EAST 57TH ST. NEW YORK
Booklet M on request

**Winthrop Reproductions
of Early American Furniture**



No. 5303 Lowboy
Size 36" x 20" x 30"

This Early Colonial Lowboy has the cabriole leg with ball-and-claw feet so often seen on furniture designed by Chippendale. The hand carved fan ornament and metal pulls are in keeping with the period.

FOR THE MONTH OF OCTOBER
ONLY—PRICE \$59.50

Freight charges allowed to points in U. S.

You may send \$20.00 deposit with order, balance C. O. D., or full amount. Safe delivery is assured.

Catalog O108, showing Winthrop Early American Reproductions of furniture in Maple and Mahogany, also Banjo clocks, sent on receipt of ten cents.

WINTHROP FURNITURE CO.
424 Park Sq. Bldg., Boston, Mass.



Plymouth Pewter Co.
(Subsidiary of Winthrop Furniture Co.)
424 Park Sq. Bldg.
Boston

Night Candlestick \$3.75

Write Dept. X if you wish copy of portfolio.



The Trysting Place

Silhouette scene in black on cream paper. Frame is finished in black with gilt inner edge. Outside measure about 11" x 11". Price \$3.50 complete.

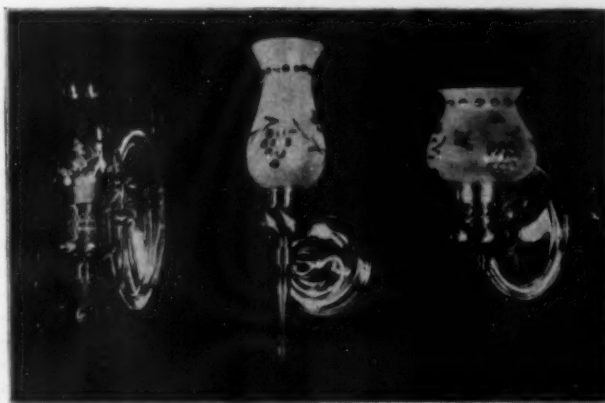
There are three other scenes "Token of Affection," "In Grandma's Day" and "Maternal Pride" price \$3.50 each, framed as illustrated.

Send for S-3 circular illustrating the four scenes and over fifty silhouette heads.

FOSTER BROTHERS
4 Park Square, Boston, Mass.
and
78 Summer St., Arlington, Mass.

SHOP WINDOWS OF MAYFAIR

Shopping Service



Charming Colonial fixtures in the best of taste. All use the old style oil lamp as an inspiration; they are graceful, decorative and in good proportion. Made of heavy polished brass. *Left:* back 8" x 3",

\$12.50 single—\$18.75; *center:* back 4" diameter, single only, \$10; *right:* back 4 1/2" diameter, single only, \$10. Send for unusual catalogue stating what type interests you




No matter whether the fall week-end guest is entertained in the country or in town, the fact remains that no heavy bag can be unpacked minus a good luggage rack without either breaking the back of the unpacker, smudging precious bed coverings, or scratching

chairs or tables. At \$7.50 in choice of ivory, walnut or mahogany, this strong example meets every need. Cloth bands contrasting. For a large refreshment tray it is also useful in other parts of the house. Size 22" x 15 1/2" x 16" high. Delivered 100 miles N. Y.




Tip-top tables are always in order provided they are of graceful design, well finished, and well made. This particular one is a faithful copy of a museum piece and is attractive because of unusual shape. Top is 15 1/2" square, also comes in 22" round top. Wood is fine solid maple, choice medium or light shade, either dull or glossy finish. I recommend first named choice in both cases. List price \$18


This strongly made fire screen fills a new note, and is especially suited for use with wrought andirons and equipment. It is 30" high, 30" wide center panel and 13" wide side panels. These last are hung so as to fit any average sized fireplace. Frame hand wrought and with hand-wrought ornaments. Screen cloth is painted black and finish baked on. Frame done in semi-polished finish. Price \$40 FOB New Haven




**For the
Fireplace—**



Simplicity and dignity are combined in these beautiful, heavy brass andirons. Height 22". Price \$40.00.



Franklin stoves not only give more heat and permit an open fire where there is no fireplace but also add an old Colonial atmosphere to the room. This authentic copy, price \$45.00.



A firescreen should be beautiful as well as useful. The one shown has a brass frame and black wire mesh and is the right size for a fireplace 30" to 40" wide. Price \$20.00.

Catalogues:

A-6 Andirons & Fixtures S-6 Screens
M-6 Mantels F-6 Franklin Stoves

Edwin Jackson
Incorporated

Downtown: 50 Beekman Street, N. Y.
Uptown: 65th St., cor. Lexington Ave., N. Y.

Cape Cod Cottage Patchwork Pillow



Designed by Greenyth Waugh

This appealing cushion is ingeniously made of quaint calico patchwork. A typical fisherman's cottage of Cape Cod is jaunty on a background of indigo blue, polka-dotted to resemble a starry sky. The flowering hedge has a tiny picket gate in the center leading up to a real colonial front door with a fan light. The pillow is just eighteen inches square. You may buy it all made up and stuffed for \$9.50, or the cushion top with patches sewed all ready for making into a wall hanging or pillow, for \$7.50. The complete design, laid out in pieces of material ready to cut out and sew, with pattern and directions, is \$3.50. This makes a delightful bit of pick-up work, sure to provide an altogether new and completely charming Christmas gift.

Make checks Payable to
**THE SHIP MODEL SHOP OF
CAPE COD, Provincetown, Mass.**



ye IRON Shoppe

472 Boylston Street
Boston, Mass.



SHIP FIRE-SCREEN

PRICE, \$75.00
Hand Wrought

Anything in Wrought Iron Designed and Executed

THESE BAGS MAKE HOUSEKEEPING EASIER!

Women who have used them say—"Wonderful!"

CACHE-ALL—A trim and tidy way to keep your cellar clean—holds all sorts of waste and paper without spilling or cluttering floor—wide top leaves both hands free when filling. Every well-run home should have one. Tan or Green, \$1.50.
PIN-UP—One bag gathers up everything. Instead of collecting waste-baskets throughout the house. Opens wide; carries by handles. In durable material. In White, \$1.50. Tan or Green \$2.00.
HANDY CLOS-PIN—Holds pins at the right height and at your side. Handle for easy carrying—and steel pin to hold bag upright. Tan or Green \$1.00. Wooden base for concrete floors, 50c extra.

KRISP-KLEEN—To keep vegetables clean, fresh and crisp in the refrigerator. Quickly pays for itself. White only, 25c.
ICE-KRACKER—No more trouble cracking ice—this keeps it off the kitchen floor. Just fill and pound. White only, 25c.
WOOD-TOTE—A strongly constructed sling for carrying firewood—carries more—weighs practically nothing—protects the clothing—easier to carry. In Tan or Green, \$2.00. Deluxe, \$3.00.
**Wood-Tote not included in Introductory Offer.*

Special Group Offer

Regular retail price of these five indispensable household workers is \$4.50. Special INTRODUCTORY price—\$3.50 for all five bags! (\$3.75 with Tan or Green PICK-UP)

Use the coupon when ordering and ask for free descriptive folder of entire line. Every home should have all five bags. Mail coupon today.



RICHARDSON-GARRETT BAG CO., Box A. H. JERSEY CITY, N. J.

Please send me bags checked Please send me descriptive folder

Name..... Address.....

Planting next year's garden

Continued from page 45

are able to visualize things you may not get just the effects you wish. Right here is where a garden notebook would help. If you had jotted down all the changes and additions you wish to make it would be much easier to do the work now.

This is an ideal season to plant new perennial borders or remake old ones. They should be arranged with a background of shrubs or a vine-covered fence to make them show off to the best advantage. Prepare the soil by thoroughly spading and pulverizing it or better still by trenching it to a depth of two feet and mixing in some well rotted manure. If you are unable to obtain manure use leaf mould, compost, or pulverized peat moss. Any of them will add humus to the soil. To get fertility a liberal addition of raw bonemeal will do the trick—say a pound to ten square feet. You plant a hardy border for several years and you should have the soil in the best possible shape. But in spite of good preparation you will need to feed the plants each season if you want the best results.

In setting the plants in the border be sure to allow enough space for the plant to develop without crowding itself. A Peony needs a space at least three feet in diameter and strong plants of Hollyhock or Delphinium will take almost as much space. The first season you will have to fill in with annuals to keep the borders looking right but your permanent planting must not be too close.

The above warning as to planting things too close applies to shrubs and evergreens also. Many gardens are so crowded that none of the shrubs can develop as they should and it is very bad for evergreens to crowd against each other. They soon lose their beauty.

Be sure to dig the holes large enough when planting shrubs and other things. The roots must have room to spread out in their natural manner and the hole deep enough so that they may be set a trifle deeper than they were in the nursery. Never hill up the soil around a plant; better leave a slight depression and then when you water it the water will sink in rather than run off. Newly planted shrubs should be well watered at planting time and they should go into the winter with the soil somewhat moist. Much winter killing is due to the lack of moisture as they freeze up. All things planted in the fall should be mulched as soon as the ground is frozen. This will keep them from being heaved out of the ground by the alternate freezing and thawing in the winter and spring.

If you are not familiar with the newer Peonies you are missing some of the finest flowers for the hardy border. Peonies have been greatly improved in the past twenty years. Last season at a Peony show people who did not know seemed to doubt that such beautiful flowers could be grown in the average garden without any special skill. The important things are to get good varieties, plant them right, and cultivate them. These things are not hard to do. Let me suggest just three varieties that can be recommended.

Mons. Jules Elie is an early pink and very good. For a good red plant Karl Rosefield, midseason. And Avalanche is a late white that is hard to beat. You might pay several times as much for three of the newer and scarcer varieties but they would give you no better bloom. To get a good selection you should plant about a dozen varieties, then you would have a good range of color and cover the full season of bloom. The important thing I want you to realize is that you can grow the very finest flowers in your garden if you will take the trouble to learn about them and care for them.

Fall planting for Roses is considered the best practice in most sections now. In the colder sections the best advice seems to be to buy them in the fall and bury them in the ground twelve to eighteen inches and they will be in the best shape to plant in the spring. Many experiments indicate that fall planting is the best in most sections, the plants are perfectly dormant then and properly planted are in better shape to start growth early than if you wait till spring to purchase.

With Roses as with many other plants the preparation of the soil is very important. Good drainage must be provided, the soil should be well broken up to a depth of eighteen inches at least. Plenty of well rotted manure should be added to the lower soil. Roses are rank feeders and you must not starve them. The quality of the plants you buy will make a great difference, the best being the cheapest in the end. In the spring they must be well pruned back to within six or eight inches of the crown. The Rose is a flower that you can succeed with if you will give it the study and care it demands but if you are not going to do so you may as well not grow them. They must be fed, cultivated, and sprayed or they will not give satisfaction.

This is the season to plant the Dutch bulbs and surely you will want to add them in liberal quantities to your borders. There are some wonderful effects to be obtained by planting masses and clumps of Narcissus, Tulips, and other spring flowering bulbs where they will make gay spots of color. Plant a dozen or twenty-five or even a hundred in a mass where they will show against a background of shrubs and you will have a delightful garden picture. Several seasons ago I planted fifteen hundred mixed Darwin and Breeder Tulips in a small garden and the effect was wonderful. They bloomed along with the Lilacs and lasted till the Iris and Bridal Wreath came out.

Narcissus is particularly good planted in the grass but you must keep in mind that the grass cannot be cut till after their foliage has turned yellow. So select your planting locations with this thought in mind. In planting in the grass or naturalizing them as it is called, try to avoid straight lines. You will note that nature seldom plants things in straight lines and if you will follow her leading you will scatter them and plant them where they fall in small clumps or drifts.



\$28.75
Regularly \$42.50

**The Collegiate
ARMCHAIR**

This lovely chair will delight the discerning woman. Covered in sateen or chintz, it is ideal for the boudoir—while upholstered in velour, it is most fitting for the living room. In chintz or sateen. Stoutly constructed. Specially priced at \$28.75. Regularly \$42.50.

Barto shops are equipped to show you how pieces of various periods harmonize with suitable interiors. Our upholstering is done to your own order in our own workrooms.

Upholstered catalog AH 10 pictures many different types of fine furniture. It is free upon request.

EDWARD R. BARTO & CO.
Complete Interiors
Upholstered Furniture
833 Lexington Ave., New York
Between 63rd and 64th Streets

The CHARM of OLD TOILES



is exemplified by this modern reproduction of a characteristic pastoral design, suited to rooms of many types.

A Special Value at \$1.65

Folder and Sample on request
Please enclose postage

Studio of Decorative Crafts
East Orange New Jersey

WHY USE ORDINARY PRINTED STATIONERY?

"FIFTH AVENUE" Stationery is so different, yet it costs but a trifle more. Men and women prominent in all walks of life prefer it because of its superior quality.

For Those who appreciate Good Stationery

PERSONAL EMBOSSED STATIONERY

Like die Engraving Monogram or Address
100 Folded Sheets \$2
100 Envelopes \$2
Half-Finish or Ripple Paper Club Size 6 1/4 x 5 1/2
Linen Paper Social Size 6 x 8 - \$3.00

White, Ivory or Buff Paper, Black or Green Embossing Sent Postpaid, as a week Add 10% of Post. Samples mailed.

FIFTH AVENUE STATIONERS
500 FIFTH AVENUE, N.Y.

Portfolio illustrated in beautiful colors showing Personal Embossed stationery, Monogram Bridge cards and Personal X'mas cards mailed free. FIFTH AVENUE STATIONERS, 500 Fifth Avenue, New York.

**Chippendale
CHEST ON CHEST**

The charm of other times carries over to fit the homes and habits of to-day—as the dignified compactness of this design so beautifully illustrates. It is a Mahogany Chest upon a Chest, with serene grace of Chinese Chippendale motif. 65 1/2" high, 36" wide, 20 1/2" deep.

It reflects the faithful spirit of Richter reproductions adapted to modern requirements. Richter Furniture may be purchased through your Architect, Decorator, or Dealer.

RICHTER
FURNITURE COMPANY
514 EAST 72ND ST. - NEW YORK



**The "Trump"
Bridge Table Cover**

Let "TRUMP" BRIDGE TABLE COVERS give your bridge tables that smartly dressed appearance!

Finest quality rayon material provides a perfect playing surface, always kept smooth and free from annoying wrinkles by the elastics under the corners. "Trump" Covers fit any standard size bridge table; their bright cheery colors with contrasting borders woven in, and suit symbol in each corner, harmonize with the decorations of your home. Readily Washable. Individually and attractively boxed.

Popularly priced at \$2.00 each

These make splendid prizes and gifts for the holiday season

Order your favorite colors by number from the color combinations listed below:

- | | |
|--|-----------------------------------|
| 1. Sand with peach border | 7. Old rose with wineberry border |
| 2. Silver gray with lacquer red border | 8. Piping Rock Gray with Red |
| 3. Black with red border | 9. Canton Blue and Gold |
| 4. Hydrangea blue with forsythia gold border | 10. Watermelon and Black |
| 5. Grass green with gold border | 11. Lido Sand and Navy |
| 6. Orchid with old gold border | 12. Golden Poppy and Black |

If your local dealer does not carry them, send his name and your order direct to

Yomanco Production Company
117 Worth Street - - Dept. A H - - New York City

MANY new ideas in winter furnishings including Modern-istic accessories made to suit your individual needs

We are also prepared to give practical training to a limited number of students

For full particulars write

SAINT-GAUDENS & HYNES
24 Commerce Street
New York City

MARIE SAINT-GAUDENS
MARY HELEN HYNES

Phone Circle 0324




Some Room Needs This Hanging Shelf

Some bare spot on some wall calls for this colorful hanging shelf for books or trinkets or bric-a-brac. In Chinese Red or Jade Green stippled with Black, or in solid Black lacquer finish. 8" wide, 32" high. No. 965. Price \$6.00. Express extra.

At Better Shops or Direct

The TREASURE CHEST
Asheville, N. C.



Choose the entrance that fits the personality of your home

TYPES of doorways almost without number lend themselves to the added charm of genuine Forged Iron Hardware by McKinney. It supplies the completing touch, the accent-note of grace and artistry. Even a plain doorway takes on new life under its spell of romance.

Then comes, also, McKinney Forged Iron for windows, French doors, cabinets, gates, garages . . . for whatever service is needed of hardware. It is available in a number of master designs: Heart, Tulip, Curley Lock, Warwick, Etruscan and Alhambra. Each piece has a ruggedly beautiful texture and is thoroughly rust-proofed. Leading Builders' Hardware Merchants carry it in stock. Make it a point to discover for yourself how much of beauty it can add to your house. *Forge Division, McKinney Mfg. Co., Pittsburgh, Pa.*

MCKINNEY FORGED IRON HARDWARE

Forge Division, McKinney Mfg. Co., Pittsburgh, Pa. Please send me, without obligation, the items I have checked:—

- Folio on Lanterns
- Brochure on Forged Iron Hardware

Name

Address

**For
Cool September Evenings**



Add to the charm of an open fire a Smith Fire Screen as security against flying sparks. Our Fire Screens are made of wrought iron wire mesh, with polished, brass handles.

31" x 31" x 6" \$8.00
37" x 31" x 7" \$9.60

F. O. B. New Haven

Prices for other sizes gladly furnished.

Write for our folder
"Fireplace Guards and Fenders"



THE JOHN P. SMITH COMPANY
493-501 State St.
New Haven, Conn.



**GALLOWAY
POTTERY**

Gives the Essential Touch

SHAPELY jars of Terra Cotta strike a distinctive note of form and color used indoors or in the garden.

Vases, Classic Urns, Fonts, Bird Baths, Sun Dials, Benches and Gazing Globes are also to be had in high fired, durable Terra Cotta. Send ten cents in stamp for catalog.

GALLOWAY TERRA COTTA CO.
3214 WALNUT ST. PHILADELPHIA.

Established 1810



Modern design is shown at its best in this deep pile Wilton rug that blends so well with the Colonial furnishings of the room. (Mohawk Carpet Mills, Inc.)

Rugs—how to buy and care for

Continued from page 41

are actually velvet carpets and the only distinction is in the method of weaving. Velvet wool rugs 9 x 12 in size may be purchased for \$70 and more expensive qualities made of worsted, are as high at \$160.

In buying a rug, ask for the maker's name. The retail salesman will tell you, upon request, whether or not the rug under consideration is from a responsible manufacturer. Comparatively few people know enough about wools and dyes to rest upon their own judgment and for such shoppers it is economy to go to a reliable shop and to take the advice of the dealer.

Broad-loom carpet which comes in 9, 12, 15, 18, and 24 ft. widths offers a most simple solution of the rug question. The width of carpet most suitable to your floor space is cut the required length and hand-bound on the ends, making a one-piece rug. The minimum price for Wilton or velvet is \$7.50 per sq. yd., and it may be had in a choice of fifteen colors.

A more decorative and luxurious carpet than the velvet is the chenille. This has a high, soft pile affording a heavy cushion for the step. It requires greater initial outlay, but wears so well that it truly can be considered a worthy sacrifice to luxury, if the buyer can possibly indulge.

In domestic chenille, the price is \$12.50 per sq. yd. minimum, in a range of 10 colors, while the imported grade costs \$15.50 and up. The domestic weave is just as satisfactory as the imported and is therefore strongly recommended.

Axminster rugs are generally less expensive than Wiltons or chenilles, but in the better grades wear well. There is a common prejudice against Axminsters which is hardly fair. Similar in construction to the chenilles, they are of soft pile, loosely woven, and have a luxurious appearance.

About ten years ago, Axminsters were selling for high prices and to meet the popular demand a cheap grade was put upon the market with the result that all Axminsters were condemned. In all grades of carpet the quality of the yarn is the most important factor, so there are good Axminsters and poor ones, according to the closeness and height of the pile. These rugs come in a variety of small all-over patterns and in excellent colorings and also in plain effects. You may find a good Axminster in 9 x 12 for \$50, and at sales I have seen good values at \$30. This particular grade of carpet has a shedding quality in the first week of its usage. A fuzz rises to the top of the pile and this is often mistaken for poor quality by inexperienced buyers.

For those who have little money to spend there is a wide selection of wool rugs made without a pile both plain and figured, which average about \$30 for size 9 x 12. Woolen fibre rugs have a wool surface and fibre back and also come in plain and figured designs for \$20.

A broad-loom linen carpet is obtainable in a large range of colors. They are thick and heavy and so closely woven that they absorb little dirt. These are particularly suitable for bedrooms and also for unpretentious living rooms. They are slightly less costly than a velvet rug, a 9 x 12 costing \$49., and much less expensive than the broad-loom velvet.

One of the best known manufacturers has recently brought out a broad-loom carpet having the appearance of a hooked rug. Suitable designs have been adapted from the old patterns, and they make colorful floor coverings for Colonial homes. In the 9 x 12 size the price would be \$135.

[Editors note: Miss Daggett will be glad to give advice as to the purchase of your rug if you will write her.]

Jewel Electric Fountains

Our new catalog showing our latest designs of Jewel Electric Fountains is now ready. Jewel portable fountains do not require any water connection. Are illuminated and self-contained. Connect to any light socket. An excellent humidifier and cools the atmosphere. The color changing fountains are wonderful. Our Lily Pond outside unit fountain changes color. See the large geyser searchlight fountain. Largest makers of electric fountains in the world. Send ten cents for illustrated catalog of complete line of Jewel Electric Specialties for the home. We want reliable dealers.



Jewell Electric & Mfg. Company
Department F
4505 Ravenswood Ave. Chicago, Ill.

**INTERIOR
DECORATION**


**FOUR MONTHS
PRACTICAL TRAINING COURSE**

Period and Modernistic styles, color harmony, draperies and all fundamentals. Personal instruction by New York decorators.

RESIDENT DAY CLASSES
start Oct. 3d. Send for Catalog 12-R

HOME STUDY COURSE
starts at once. Send for Catalog 12-C

**NEW YORK SCHOOL OF
INTERIOR DECORATION**
578 Madison Ave. Est. 1916 New York



Headquarters for the choicest varieties and richest colorings. America's loveliest gardens contain peonies and irises from Wassenberg Farms. Write for our new catalog. Wassenberg prices are low—your satisfaction is guaranteed.

WASSENBERG
PEONY and IRIS FARMS
Dept. 2810 Van Wert, Ohio

**Odorless and Weedless
HUMUS**

is the chief nitrogenous food of plants. It binds and makes a sandy soil hold moisture. It lightens and prevents a clay soil from baking. It increases the temperature of the soil. Its use means bacteria without which no plant life is possible.

It means better Flowers, Trees, Shrubs, Vegetables and Lawns.

At the price sold it has no equal as a
FERTILITY MAKER

\$5.00 for 5, 100-lb. bags
f. o. b. Stanhope, N. J.

Cultural Directions for the asking

H. B. PRINDLE
100 East 45th Street New York






Dale fixtures are found everywhere in all types of homes wherever better quality and workmanship—combined with taste—is appreciated . . . and can be had at substantial saving by buying direct from our factory. Visit our Show-rooms or

Write for Catalog No. 7.

EST. **DALE** 1884
 LIGHTING FIXTURE COMPANY
 103 WEST 13TH ST. NEW YORK CITY



GARDEN FURNITURE

of the better sort. Pompeian Stone, Lead, Terra Cotta, Marble. An illustrated catalogue sent for 10 cts.

THE ERKINS STUDIOS, 250 Lexington Ave., at 36th St., New York

STUDY LANDSCAPE ARCHITECTURE

A wonderful field for both men and women

A pleasant, dignified profession offering splendid opportunities for a career or independent income. Study at home, by correspondence, under personal guidance of one of America's foremost authorities. Designing of home grounds, estates, gardens, parks, schools and playgrounds. Personal, individual help throughout course. Intensely interesting.

Descriptive Literature Free

Send now for prospectus describing course in detail. Very few Accredited Landscape Architects in U. S. Earnings excellent, part or full time. Opportunity awaits you in this field. Act now. Write today.

National School of Landscape Design
 502 Equitable Bldg.
 Des Moines, Ia.

The hidden qualities of a good bed

Continued from page 47

springs have as many as ninety-nine) and, there may be one or two decks of them, although the doubledeck spring, which is fourteen inches high, is not in such general use as the single deck one which is but eight or nine inches high.

Besides the cord lashing, there are two other features that especially recommend the box spring. First, it is completely covered, bottom as well as sides and top with ticking, sateen, or other fabric so that it cannot collect dust and lint. An occasional brushing with a whisk broom or a vacuum treatment will keep it always free from that all-pervading fluffy lint that collects in even the daintiest chamber each day during the bed-making. Secondly, the box spring has laid on over the coils a two or three-inch padding of hair or cotton, so that the coils cannot press up into the mattress. This is a boon in damp climates where even the most expensive exposed springs will often get rusty and stain the mattress unless a stout sheet of ticking or heavy muslin is laid between it and the springs.

Next to a good box spring which will cost from \$20 to \$80 (there is little, if any, difference in price between single, three-quarters, and full-width size), the second choice in springs for an adult's bed is an exposed coil spring which will cost from \$10 to \$20. With a good mattress atop them such springs give a good resilient bed. Caring for them properly, however, is rather a chore as dust and lint are bound to collect on them. In this type of spring the spirals are fastened together with wire loops and the whole spring is then dipped in paint. It is easy to see that the ordinary friction of constant use will in time scrape away the paint, and rust will collect often causing a tiny squeaking sound that is very distressing to a person with sensitive nerves. Coil springs are not to be recommended for children's beds until the youngsters have passed the stage when they love to jump up and down on their beds, a process that is undoubtedly great fun but rather hard on the poor springs; such activity often breaks some of the wires that bind the coils and a humped-up coil is the unhappy result.

Next down the line comes the woven wire spring, a sturdy affair that will last a lifetime without sagging with ordinary use. These cost from \$10 to \$20 (less, very often, at sales), and while they are very, very firm, they are a perfectly adequate foundation for a bed that is to have an excellent mattress, particularly a mattress of the delightful inner-spring type. The chief drawback is that they will rust in a damp climate, and stain the mattress with a pattern of rusty lines unless a sheet of heavy fabric is used.

Cheapest of all and *not* to be recommended are link wire and cable wire springs which are priced from \$4 to \$10, but are scarcely worth buying considering how little comfort they yield. It does seem money thrown away to get a cheap make-shift. Suppose you pay \$50 for a set of really good springs and use them (as in-

deed you can) for twenty-five years, the expense is only \$2 a year and they will give you 9125 long nights of use!

Mattress fillings are (listing from the finest downwards) hair and down, hair and wool hair, hair and felt (by felt is meant cotton of finest quality), cotton, linters, kapok, shoddy and wood-wool—isn't that just the jolliest name for your old friend *excelsior*? By linters is meant a cheap grade of cotton, a short fibre or fuzz that clings to the cotton seed after the fluffy, long-fibred cotton has been removed. Kapok is commonly called silk-floss and is when new a delightfully soft product. Shoddy is made of anything the junk man can find; yes, really old clothes, old mattresses found in vacant lots, old burlap bags found in alleys and around new buildings, anything at all that can be picked to pieces and stuffed up into a pretty good imitation of cotton.

Hair mattresses are the most expensive and, many women feel, the best. Frankly, the old-fashioned hair mattress was far from being a joy forever, so hard and unfriendly did it grow after a few years of use as the hair packed down. To-day they make them more cleverly, often with rows and rows of inner springs, often with a top layer of lamb's wool or down and the result is far more luxurious than that highly honored antique, your grandmother's best hair mattress.

THE INNER SPRING MATTRESS

A sheet of small spirals about the size of an ordinary drinking glass, tied together and encased in muslin or burlap, is used for the center layer of the mattress. Hair, hair topped by lamb's wool, or cotton felt may be used above and below this sheet of small springs, but whatever the other filling, the presence of the two or three hundred small springs is bound to give great resiliency. Indeed, we should not mind having no bed or springs at all if we could choose one of the best of the inner-spring mattresses.

While the best quality hair mattress will cost you over a hundred dollars and the lowest priced around forty you can get a very fine cotton felt mattress for forty or fifty dollars. Cotton mattresses are never taken for renovation by the best stores or factories, but with proper care and frequent sun baths a cotton mattress will give years of satisfactory service. The trouble with the cotton mattresses in most homes is that they do not get enough fresh air and sunshine and become packed down and hard. Personally we think all houses should be built with upstairs decks where the housekeeper can shake her dust mops, brush the family clothing, and sun the mattresses long and often. It is simply amazing how plump and fresh looking a well-sunned mattress goes back to its job. As for kapok, it gets so exhilarated in the sun that it nearly bursts its tick. But don't buy a kapok mattress if you mean to use it more than three or four years; it is luxuriously soft to begin with, but the fibre breaks and breaks and crumbles into a fine dust eventually.



Tynietoy Doll Houses and Doll House Furniture

Miniature Reproductions of Genuine Antiques

Hand-Made and Hand-Decorated

They are all made in the same small scale after original Chippendale, Sheraton, and other Colonial Models. The illustration shows the pieces at 1-10 of their actual size.

All furniture Southern Mahogany finish—metal parts of solid brass exquisitely fashioned. Doors and drawers open and shut. Each detail is exact—solidly made and shipped safely packed. An ideal Christmas or birthday gift.

The set or separate pieces sent anywhere on receipt of the prices below.

MUSIC ROOM:

- 9 pieces, special price \$18.50
- Set 1. Special price \$4.50
- Decorated to represent old brocade in green, yellow, blue, gray, or black and includes:
- Two No. 20 Hopplewhite Chairs at \$1.10 \$2.20
- No. 88 Sheraton Sofa 2.45
- No. 19 Wing Chair, decorated as above. 1.75
- No. 81 Floor Lamp, handpainted shade 1.00
- No. 170 Family Portrait, in oil, the work of a miniature painter 4.50
- No. 78B Handwoven Rug65
- No. 72 Grand Piano, absolute reproduction, plays two tunes. Can be had in either rosewood or ebony 8.00
- No. 720 Piano Bench75

TYNIETOY DOLL HOUSES


Repticas of real old New England Homes Completely furnished or unfurnished \$17.50 to \$350.00

Write for free illustrated catalogue showing 150 pcs. of Tynietoy Furniture, priced 15c to \$25.00

Large photos of Doll Houses sent on request

TOY FURNITURE SHOP
 Manufacturers of Tynietoys
 44 MARKET SQUARE PROVIDENCE, R. I.

Unusual Gardens



Pioneers for many years in distinctive landscaping of home grounds and country estates.

Plans prepared for execution with our choice carefully selected shrubs, trees and perennials, at a single cost We go everywhere. Correspondence solicited.

Send for artistically illustrated Landscape Booklet

Bassi Freres

New Rochelle New York Larchmont New York

I F YOU ENTERTAIN—or just want *Good Things to Eat*—you will find excellent suggestions in every copy of

American Cookery

The Household Magazine of recognized authority which tells you how to make and serve

"Thirty Minute Salad"

"Ice Box Cake"

"Chocolate Pinwheels"

"Bridge Luncheon Plate"

How to select and cook your favorite dish, how to serve it and what to serve with it; forty or fifty choice and seasonable recipes in each number, many of them illustrated.



Thirty Minute Salad

"AMERICAN COOKERY" gives menus for every possible occasion. Dinners, Luncheons, Wedding Receptions, Card Parties, Sunday Night Suppers, etc. Also contains timely Household Articles and Good Fiction.

If you have a family you need this Magazine, for using it will help you set a better table for less money. SEND us One Dollar (cash, check, or stamps) and we will send you the next eight numbers of AMERICAN COOKERY starting with the October number which contains recipes and directions for "Thirty Minute Salad," and many other good things. Address

The Boston Cooking School Magazine Co.
223 Columbus Ave. Boston, Mass.

Latest California Homes



This 48-page portfolio reveals the romance and charm of California homes adapted from the days of Spanish occupation. Sixty photographs show the work of leading architects in Hollywood, Beverly Hills, Pasadena and Los Angeles. Floor plans are presented for twenty-eight designs. Complete stock plans and specifications furnished. We design houses of any type. Ask your news dealer for the book or mail check or money order to-day for \$1 to


THE ROY HILTON COMPANY
407 Kress Bldg. Long Beach, Calif.

BUILDING PLANS For Modern Homes



The most comprehensive book of home plans ever published by any architect, size 8 1/2 x 11 inches, 224 pages, 214 different designs for colonial and two-family dwellings, cozy bungalows, cottages and other medium cost homes; contains floor plans and all dimensions, photos and approximate cost to build. You cannot afford to build until you have seen this book. It is a real help to the home builder. Postpaid. Only \$3.00. A new book, 1928 edition, 8 x 11 inches, fifty-eight new nifty designs of medium-cost English and American colonial cottages and other medium-cost homes, postpaid only \$1.99. Both books postpaid, \$3.99.

FREDERICK H. GOWING, Architect
110 Tremont Street Boston, Mass.



In this small kitchenette the sink is of green as are the new pots and pans. Note the built-in storage cupboards beneath the electric stove and the built-in shelves and cabinet for the saving of steps. (Designed for Macy's International Exposition)

What is new for the housewife's purse?

Continued from page 35

with bright color on the handles and legs and trimming. Prices here are about the same as for the usual black and nickel finish models. There are, for example, standard make, quality electric cookers of the fireless well type for as low as \$5 to \$10 while small table stoves, two elements with a removable oven, are \$29 and up.

Discrimination of design is now shown in the small things belonging to the kitchen world. Mere pots and pans have been shown these many months in gay colors, also the smallest kitchen knife, the lowliest kitchen brush, and even the knife sharpener appear with a colored handle—many colors to be exact, to match any kitchen color scheme. These begin in the ten cent class and graduate in price, according to quality and importance, to a dollar or more.

For the rest of the house there are new shelvings and fixings for the clothes closets that run the gamut of variety. The shelvings are of chintz, glazed or natural, made in various widths to cover the shelf or merely to trim its edge and in every possible combination of plain color or figured, scalloped, pleated, corded or plain, with a few old-fashioned embroidered muslin edgings thrown in for good

measure and some gorgeously tinted ones of oilcloth as well. The prices per yard vary from ten cents to two or three dollars. Nor does clothes closet rejuvenation end with the shelves. There are laundry bags, clothes hangers, and shoe trees as well as a whole family of boxes, large and small, covered to match the shelves. These are to be bought at your favorite stores or seen there in displays, the fabrics to be bought by the yard and the pieces covered at home in your leisure moments. The new garment covers are made of chintz to match the shelf coverings or of a shiny glazed fabric through which the dress may be seen. They are bound with contrasting colors or plain. Built-in drawers in such closets are lined to match the rest of the decorative scheme. Even the polka dot and materials with stars and moons, white on blue, and other colors have invaded this field. Such fabrics are found in the closet trimming, as well as drapery and yard goods departments, from twenty cents to a dollar a yard.

A clothes closet set of boxes covered in morning glory paper may be had. Besides the new hat stands there are stocking (continued on page 93)



The grace and charm of a little butterfly table may be had by the small budget as well as the large, for modern manufacturers have made this one to sell for a surprisingly low sum, and in maple at that. (Courtesy Stern Bros.)

BARGAIN SPECIAL FOR FLOWER LOVERS

Three Finest Peonies 3 \$1
Regular \$2 Value FOR 1

One Each of these Three Peonies
FELIX CROUSSE—Rose type; late mid-season. Large flowers compactly built from edge to center. Rich, brilliant, dazzling ruby red center.
EDULIS SUPERBA—Crown type; very early. The Decoration Day Peony. Bright clear pink with silvery reflex that often measures from seven to eight inches across. June rose fragrance.
FESTIVA MAXIMA—Rose type; early. The most white in existence. The Queen of all the Peonies. It combines enormous size with wondrous beauty; often 7 to 8 inches in diameter. Popular for cut flowers. June rose fragrance.

The Good & Reese Co.
Dept. G-10
Springfield, Ohio

Mixed Darwin Tulips FIRST SIZE BULBS
Good strong flowering Bulbs in a wide range of colors.
100 For \$2.95.
50 For \$1.50.

HYPER-HUMUS "The Soil Essential"

IDEAL FALL MULCH and WINTER COVER

Rake in 1/2 inch deep among grass crowns. Spread to 2 or 3 inches deep around Shrubs, Peonies and other Perennials. Hyper-Humus protects the plantings through the winter, and improves the soil in the spring.

DON'T TAKE A SUBSTITUTE

Ask Your Dealer or Write us Direct. "Soil Improvement" Booklet, FREE

Hyper-Humus Co.
11 Park Place, Newton, N.J.



An Ideal Winter Cover

YARD-BOY INCINERATOR



Safe, Quick Garbage Disposal

Does away with the unsanitary garbage can with its reeking odors and disease-spreading germs. Eliminates fire hazards and avoids annoying delays in garbage and trash collections. For backyard use. Keeps Grounds Clean. Simply deposit garbage and trash in it, light with match at top and it burns the entire contents. No fuel needed. No attention required. Made strong—non-rusting—lasts years—works in all weather—approved by health, sanitary and fire officials. Low price of \$22.50 for 1/2 bu. size, 50-inches high. Also made in larger sizes. Write for booklet. Dealers wanted.

Yard-Boy Incinerator Co., 13 E. Huron St. Chicago
GOOD-BYE GARBAGE CAN

ROUGH ON RATS THE OLD RELIABLE

Sold at all Drug Stores. Used the world over for generations. E. S. WELLS, Chemist JERSEY CITY, N. J.

BOXWOOD (Old English Specimens)
RHODODENDRON Kalmia Dogwood
Car Lots. List on request
HEDGE LAWN NURSERIES
Dept. G ROANOKE, VA.

If you like to make lovely things!



With the patterns and materials described in our 1929 catalog you can easily and inexpensively make your home more lovely—also make novel gifts for Christmas, so soon to be here. We tell you how to make modern parchment shades; quaint and fashionable hooked rugs; new quilted pillows; decorative wall panels; present-day "occasional" furniture; ever-necessary scarfs and handkerchiefs; clever gifts—trays, book ends, quilted bags, jewel boxes and intriguing novelties of the season ahead.

Hundreds of other attractive things, ready to make or decorate, are also shown in our brand-new 1929 catalog, 96 pages profusely illustrated. New ideas gathered from all over the world. All our things easy to do, because Thayer & Chandler directions are so explicit, so simplified. Prices surprisingly low. The 1929 catalog is FREE. A card will bring it.

New Bag Frames Now Ready

Who is there who has enough fancywork and sewing bags? Our designs are modern, stunning in their utter simplicity, their striking contrasts. Do them over the new, and very inexpensive, foundation frames, originated by Thayer & Chandler. Of metal, with strong hinges. Ready to be covered with the same material as the bag—or with contrasting material. Four sizes: 14-inch, 40c; 12-inch, 35c; 10-inch, 30c; 8-inch, 25c. Order to-day.




The 1929 catalog is sent to all of our customers; if you are not ordering from this advertisement, ask for it, free.

THAYER & CHANDLER

Box K-55 913 W. Van Buren St. Chicago, Ill.

Quilted pillows are decidedly smart this fall. The pattern for this lovely one, 18 by 18 inches, stamped on muslin, with wadding foundation, only 39c. Ask for M-1112. A real bargain! Send for it to-day!



Simple of design and construction this table properly placed will prove a distinctive feature of the small room or hall

For the man who likes to build

Continued from page 57

this should be spaced about nine inches apart in each case. It is a mistake to make shelves too wide apart, or too deep, because yawning gaps are not good to look at.

Stair-tread lumber, for sale by most dealers makes the best shelving. It is heavy and strong, preventing sagging and it comes from stock with one edge already rounded. This will gauge the depth of your shelves, eleven to twelve inches. The topmost shelf and end pieces should be square-edge lumber. Good white pine is easy to work. The top shelf should project beyond the lower shelves and at the ends, about two inches. This will necessitate piecing it at the back with a narrow board. The book case will be much trimmed up if a cove molding is fitted to the under side of the top shelf. This molding must be sawed neatly to length, at forty-five degree angles, in the miter box before nailing it in place.

GARDEN AND PORCH TABLES

Table tops should be joined by placing them on a flat floor and then gluing the inner edges. While the glue is setting the boards may be pressed together by laying them along a wall and pounding a brace board against them. The frame may be

glued up and secured tightly by binding it with clothes line and tightening this by twisting a stick through two parallel strands of line.

The table top may be fastened to the frame, either with countersunk screws, or wooden dowels glued into auger holes made to fit. Or, if it is preferred not to cut the top, simple angle irons may be used underneath, out of sight, to fasten it to the frame members. The finished table may be rubbed with linseed oil or wax and the natural grain will form a great part of its charm.

PEW SEATS IN ODD CORNERS

Wherever in the house one wall meets another at right angles and the resulting corner has no particular use an opportunity is offered to make a cozy seat. A cleat attached to one wall will support the inner end of the seat. The outer end may be supported on an upright plank which has been cut in a curve like the old Dutch settles. Large sheets of wrapping paper, laid on the floor, may be used to design the curve and cut the "template." When this satisfies the eye, the outline may be traced on the end plank and cut out with a coping or compass saw. The seat may be furnished with any kind of cushions or pillows.

What is new for the housewife's purse?

Continued from page 92

boxes, glove boxes, a small nest of boxes, handkerchief box, nest of three hat boxes, a shoe box and a make-up box. These are particularly welcome to the room which has no place for a dressing table or dresser, when the closet must also serve as dressing nook. There is a surprising amount of old-fashioned calico in the drapery departments of the stores, these quaint pieces to be used for upholstery and drapery, and some are as low as thirty cents a yard.

For her table the housewife will find that old patterns of American and imported chinaware have been copied as well as peasant pottery in plainer pieces; solid colors are now in evidence in place of the hectic patterns shown everywhere for a while.

In one large store a whole room had been finished with novel and attractive materials. An amusing falling leaf design is in the wallpaper and

more leaves, real ones of ivy growing in painted pots hung down from the little painted triangular brackets on the wall. Pewter lamps, a pewter jug on the corner cupboard, a pewter bowl for flowers, and pewter candlesticks on the table emphasize the simple Early American tone of this room. The window curtains are of blazed chintz which is in perfect taste with the hooked rug, chubby little cushions of calico with an India print in lovely colors as a runner on the table.

Color has even invaded the realm of collapsible card tables. This once homely utilitarian device now appears in bright paint, with chairs to match, their seats and the table top covered in any one of many striped or figured fabrics. Some of these sets are as low as ten dollars while others, more elaborately carried out, are fifteen and twenty-five.



Metal Weatherstrip Your Home

\$1.25 Per Window
\$1.75 Per Door

Easy for you to apply

Think of it! At a cost of only \$1.25 per window, \$1.75 per door, you can now equip your home with metal weatherstripping, give your family all the comforts of a weatherstripped house this winter and at the same time save more than the cost of the weatherstrips on your coal bills!

U-TACK Metal Weatherstrips

make this possible. You can install U-Tack Metal Weatherstrips yourself without removing doors or window sashes. No special tools or equipment necessary. Every strip comes to you with clean cut nail holes punched clear through and with special copperized rustless nails for attaching.

U-Tack Metal Weatherstripping is easily fitted, quickly applied to any door or window.

U-Tacks are made of genuine spring bronze, ingeniously designed, fully patented. They will last a lifetime. Fit, wear, and adequate protection guaranteed.

Send for illustrated folder—free

Install U-Tacks now and pay for them with the savings on next winter's coal bills. Get U-Tacks at any good hardware store or send in the coupon for free illustrated folder. Please give us your dealer's name and address.

Complete Window Set \$1.25
Complete Door Set . . \$1.75

U-Tack Metal Weatherstrip Co.
6677 Delmar Blvd. - St. Louis, Mo.

U-Tack Metal Weatherstrip Co.
6677 Delmar Blvd., St. Louis, Mo.
Please send me your illustrated folder on U-Tack. My hardware dealer's name is

Address.....
My Name.....
Street.....
City.....State.....

"The Only All Gardening Magazine"

"From the Heart of a Perfumed Garden"

"I never subscribed for a magazine that has given me such wealth of information and joy as does the *Gardeners' Chronicle*. The spirit in which it is gotten up, the spirit it carries with it, gives it a delightful scent of just being discovered in a treasure chest, sent me from the heart of a perfumed garden."—M. L. H., New Jersey.

7 Monthly Visits, \$1

Enjoy a seven months' trial subscription. Send \$1 today. Or send \$2 for full year, plus the current issue, 13 issues in all.

GARDENERS' CHRONICLE
522-A Fifth Avenue, NEW YORK
"The ONLY All Gardening Magazine"

PFEIFER'S
QUALITY COLLECTIONS
For Flower Lovers

PEONIES
Selection No. 5
Consists of 15 most famous varieties ranging in price from \$2 to \$4 each from which you can select any six at our special price of only \$10 postpaid, also many other varieties from 50c to \$50 each. Also Bargain collections of 6 for \$2.00 postpaid.

PHLOX 6 for \$1.25 Postpaid.
Phlox. Choice colors. A wonderful Bargain, also complete line rarest varieties from 50c each down to \$2.00 per dozen.

TULIPS
Holland's finest and rarest now available. We have Darwin Tulips, May Flowering, Builder, Parrot, Single and Double early varieties priced at 50c to \$2.50 per doz. \$3.50 to \$6 per 100. Also special offer—100 Extra Fine mixed Darwin Tulips, first class bulbs, assorted colors, \$2.50 postpaid.

CATALOG FREE! Book that every flower lover should have. Filled with valuable information. Rarest varieties, Peonies, Iris, Tulips and Phlox, 12 1/2c each. Write today. Address—
THE PFEIFER NURSERY
Box 120 Winona, Minn.

Gorgeous Springtime Blooms



SHUMWAY'S "Pedigreed" Bulbs

If you want a beautiful springtime garden, plant bulbs this fall. Shumway's "Pedigreed" Bulbs are imported direct from Holland; guaranteed largest sizes, first quality. You can't fail to produce tulips of gorgeous beauty. Make your selections today at our new low prices. Delivery charges prepaid.



Free Catalog—Our new catalog, in full colors, pictures a great variety of Tulips, Narcissus, Hyacinths, Crocus, Peonies, Lilies, etc. A helpful guide to gardening free. WRITE TODAY.

Superfine Mixture—Largest Size Bulbs

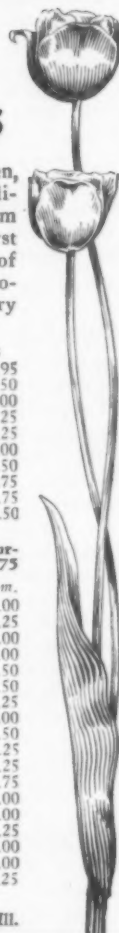
100 Darwin Tulips	17 Varieties.....	\$ 2.95
100 Breeder Tulips	15 "	3.50
100 Cottage Tulips	12 "	3.00
100 Early Single Tulips	12 "	3.25
100 Early Double Tulips	12 "	3.25
100 Parrot Tulips	5 "	3.00
100 Crocus (1 1/2" dia.)	5 "	2.50
100 Hyacinths	10 "	13.75
100 Crocus (1 3/4"—2" dia.)	5 "	3.75
100 Narcissus, U. S. Crown	5 "	8.50

50 Bulbs at the 100 rate.
Extra Special—12 Louis XIV Breeder Tulips, Purple, Gold Margin, \$1.10; fifty for \$4.00; 100 for \$7.75

All varieties grow 2 to 3 feet tall. Giant Bloom.

100 Princess Elizabeth	Rose Pink	\$ 4.00
100 Baronne Tonnaye	Vivid Pink	3.25
100 Bartigon	Carmine Crimson	3.00
100 Clara Butt	Salmon Pink	3.00
100 La Tulipe Noire	Nearly Black	4.50
100 Valentine	Violet	4.50
100 Scarlet Beauty	Scarlet	4.25
100 Inglesome Yellow	Yellow	4.00
100 Golden Bronze	Name describes it	4.50
100 Farncombe Sanders	Rose Scarlet	3.25
100 Rev. Ewbank	Lilac-blue base	3.25
100 Cardinal Manning	Rosy Violet	4.75
100 Dream	Delicate Lilac	4.00
100 Pride of Haarlem	Carmine Rose	3.00
100 Mme. Krelage	Lilac Rose	3.25
1500 bulbs—100 of each		55.00
750 bulbs—50 of each		28.00
375 bulbs—25 of each		14.25

R. H. SHUMWAY, Seedsman
119 So. First St. Established 1870 Rockford, Ill.



QUALITY BULBS "Excellence with Economy"

Order now for Early Fall Planting

—SPECIAL—

100 DARWIN TULIPS

Grand Assortment made up from named sorts, special **\$2.75**
Per 1000, \$25.00

Border Collection of May-flowering Tulips

<table border="0"> <tr><td>Haarlem (Darwin) Scarlet</td><td>Doz. 100</td><td>\$ 8.50</td><td>\$4.00</td></tr> <tr><td>Bronze Queen (Breeder) Bronze</td><td>70</td><td>5.00</td><td>4.00</td></tr> <tr><td>Wisconsin de la Yonays (Darwin) Rose</td><td>55</td><td>4.00</td><td>3.00</td></tr> <tr><td>Clara Butt (Darwin) Pink</td><td>50</td><td>3.75</td><td>3.00</td></tr> <tr><td>Farncombe Sanders (Darwin) Red</td><td>55</td><td>4.00</td><td>3.00</td></tr> </table>	Haarlem (Darwin) Scarlet	Doz. 100	\$ 8.50	\$4.00	Bronze Queen (Breeder) Bronze	70	5.00	4.00	Wisconsin de la Yonays (Darwin) Rose	55	4.00	3.00	Clara Butt (Darwin) Pink	50	3.75	3.00	Farncombe Sanders (Darwin) Red	55	4.00	3.00	<table border="0"> <tr><td>Inglesome Yellow (Cottage)</td><td>Doz. 100</td><td>\$ 8.50</td><td>\$4.75</td></tr> <tr><td>King Harold (Darwin) De. p red</td><td>60</td><td>4.25</td><td>3.00</td></tr> <tr><td>Pride of Haarlem (Darwin) Rose</td><td>55</td><td>4.00</td><td>3.00</td></tr> <tr><td>Rev. Ewbank (Darwin) Lilac</td><td>70</td><td>5.00</td><td>4.00</td></tr> <tr><td>The Sultan (Darwin) Black</td><td>55</td><td>4.00</td><td>3.00</td></tr> </table>	Inglesome Yellow (Cottage)	Doz. 100	\$ 8.50	\$4.75	King Harold (Darwin) De. p red	60	4.25	3.00	Pride of Haarlem (Darwin) Rose	55	4.00	3.00	Rev. Ewbank (Darwin) Lilac	70	5.00	4.00	The Sultan (Darwin) Black	55	4.00	3.00	
Haarlem (Darwin) Scarlet	Doz. 100	\$ 8.50	\$4.00																																							
Bronze Queen (Breeder) Bronze	70	5.00	4.00																																							
Wisconsin de la Yonays (Darwin) Rose	55	4.00	3.00																																							
Clara Butt (Darwin) Pink	50	3.75	3.00																																							
Farncombe Sanders (Darwin) Red	55	4.00	3.00																																							
Inglesome Yellow (Cottage)	Doz. 100	\$ 8.50	\$4.75																																							
King Harold (Darwin) De. p red	60	4.25	3.00																																							
Pride of Haarlem (Darwin) Rose	55	4.00	3.00																																							
Rev. Ewbank (Darwin) Lilac	70	5.00	4.00																																							
The Sultan (Darwin) Black	55	4.00	3.00																																							

Special Collections

1 doz. of each of the above Splendid Tulips (Value \$42.75) for \$25.00
(25 and 50 of each at the 100 rate—all first size bulbs sure to bloom)

Complete Autumn Catalogue Free on Request

BASSI FRERES Seedsmen, Nurserymen

480 Main Street

New Rochelle, N. Y.

First steps in gardening

Continued from page 39

the cover away. Rotted manure is better to use than leaves because leaves may not be so well worked in. They form a soggy mass which may be lifted and burned, or put around the Rhododendrons and Azaleas in early springtime. Why wait until the first frost to cover the bulb bed? The reply is, because if you cover it before frost, mice and other little trouble-makers will make their nests in this nice covered place prepared for them by you, and, before the winter is over, will work their way down and have a Christmas dinner and many other dinners from your succulent bulbs. This same thing is true in covering Roses. Do not cover

them until after the field mice have found their homes, or the stems of your Roses and sometimes more than that, will be used as good food for naughty field mice.

Perhaps all your questions have been answered in this simple little article. If not, write a personal letter and your own special problem shall have time given to it. No other garden will give more pleasure and satisfaction than a bulb garden.

The following list of varieties may be of some help in making a choice, but you will find the catalogues of the dealers have many many more—these are all well tried favorites however.

TULIPS FOR APRIL BLOOM

NAME	COLOR	HEIGHT
Couleur Cardinal	crimson-scarlet	12 inches
Diana	white	14 "
Fortuna	lilac-rose	14 "
Fred Moore	apricot	12 "
King of the Yellows	golden yellow	14 "
Lady Boreel	white	13 "
Pink Perfection	shell-pink	14 "
President Lincoln	magenta-violet	12 "
Queen of the Netherlands	pale rose	13 "
Yellow Prince	yellow	12 "

TULIPS FOR MAY BLOOM

a. Darwin Tulips noted for mauve and pink pastel colors

Anton Mauve	deep bluish lilac	32 "
City of Haarlem	deep scarlet	27 "
Clara Butt	salmon pink	22 "
Euterpe	delicate mauve	26 "
Flamingo	pale shell-pink	28 "
La Tulipe Noire	nearly black (maroon-black)	26 "

b. Cottage Tulips noted for yellow and bright colors

Alaska	yellow	28 "
Flava	canary-yellow	25 "
Miss Willmott	primrose-yellow	18 "
Mrs. Harold I. Pratt	rose and amber	30 "
Picotee	white, margined deep rose	20 "
Pride of Inglescombe	white, edged with crimson	25 "

c. Broken and Bizarre Tulips, not often growing as high as Darwin

Black Boy	yellow, feathered with dark brown	
Empereur De Maroc	bright yellow ground, feathered dark red	
Romea	bright yellow, feathered orange-red	

d. Parrot Tulips, with large fringed petals

Fantasy	lovely pink	
Cramoisi Brilliant	deep carmine	
Lutea Major	large; bright yellow with crimson and green stripes	
Perfecta	yellow and red, striped	

Don't, for a moment, think that these are the best Tulips in the world that I have mentioned, but they are good varieties to choose from.

Hyacinths may be bought by name, that is, named varieties; or by color. It is cheaper to buy by color—blue, white, etc. A few good named varieties are the following: King of the Blues—deep blue; Gertrude—dark pink; City of Haarlem—yellow; Queen of the Pinks—pink; La Grandesse—white; and Dr. Lieber—a pale lavender-blue.

Well-known members of the Narcissus family, good for outdoor planting, are Daffodils, Jonquils, and Poet's

Narcissus. Among the best Daffodils are the Emperor, Empress, Lucifer, Mrs. Langtry, and Sir Watkin. Jonquils are often mistaken for Daffodils, but the Daffodil has a large trumpet with the flower growing singly on the stalk, while Jonquils grow in clusters on the stem. For Jonquils choose Giant Campenelle Rugulosus, and Rugulosus Double. For Poet's Narcissus take Poeticus and Poeticus ornatus. The following Crocus are good; Julia Culp, purple; Mont Blanc, white; and Yellow Mammoth, yellow. For Snowdrops choose the singles and if you wish Grape Hyacinths, the one to buy is Heavenly Blue.

mice have
stems of
more than
food for

ons have
apple little
onal letter
blem shall
other gar-
and satis-

eties may
a choice
logues of
any more
favorites

HEIGHT
12 inches
14 "
14 "
12 "
14 "
13 "
14 "
12 "
13 "
12 "

52 "
27 "
22 "
26 "
28 "
26 "

28 "
25 "
18 "
30 "
20 "
25 "

1

en stripes

Daffodils
Lucifer,
kin. Jon-
Daffodils,
trumpet
y on the
clusters
ose Giant
d Rugu-
Narcissus
ornatus.
e good;
Blanc,
i, yellow.
ngles and
ths, the